



US00D577426S

(12) **United States Design Patent**
Huang

(10) **Patent No.:** **US D577,426 S**

(45) **Date of Patent:** **** Sep. 23, 2008**

(54) **MISTING FAN**

(75) Inventor: **I-Jen Huang**, Taichung (TW)

(73) Assignee: **Wu Li Agriculture Machine Co., Ltd.**,
Taichung (TW)

(**) Term: **14 Years**

(21) Appl. No.: **29/297,785**

(22) Filed: **Nov. 19, 2007**

(51) **LOC (8) Cl.** **23-04**

(52) **U.S. Cl.** **D23/360**

(58) **Field of Classification Search** D23/364,
D23/328, 355, 356, 359, 360, 362, 352, 366,
D23/369, 332, 333, 335, 336, 342, 351; 422/120,
422/122; 55/356, 473, 504, DIG. 3; 96/97;
D14/188, 170, 172; 261/DIG. 17, DIG. 65,
261/DIG. 88, DIG. 31; D32/21; D3/255;
D10/75

See application file for complete search history.

(56) **References Cited**

U.S. PATENT DOCUMENTS

D338,292 S *	8/1993	Schmitz et al.	D32/21
D349,954 S *	8/1994	Steiner et al.	D23/328
D377,855 S *	2/1997	Labarbera	D32/21
D381,779 S *	7/1997	Pritchett et al.	D32/21
D386,572 S *	11/1997	Radtke et al.	D23/328
D406,331 S *	3/1999	Chan	D23/332
D420,473 S *	2/2000	Shero	D32/21
D433,346 S *	11/2000	Evans et al.	D10/75

D445,116 S *	7/2001	Evans et al.	D23/332
D477,444 S *	7/2003	Bisson	D32/21
D508,735 S *	8/2005	Klein	D23/359
D528,254 S *	9/2006	Michael et al.	D32/21
D528,718 S *	9/2006	Tomasiak et al.	D32/21

* cited by examiner

Primary Examiner—Louis S Zarfaz

Assistant Examiner—David G Muller

(74) *Attorney, Agent, or Firm*—Leong C. Lei

(57) **CLAIM**

The ornamental design for a misting fan, as shown and described.

DESCRIPTION

FIG. 1 is a perspective view of a misting fan showing my new design;

FIG. 2 is a front elevational view thereof;

FIG. 3 is a rear elevational view thereof;

FIG. 4 is a left side elevational view thereof;

FIG. 5 is a right side elevational view thereof;

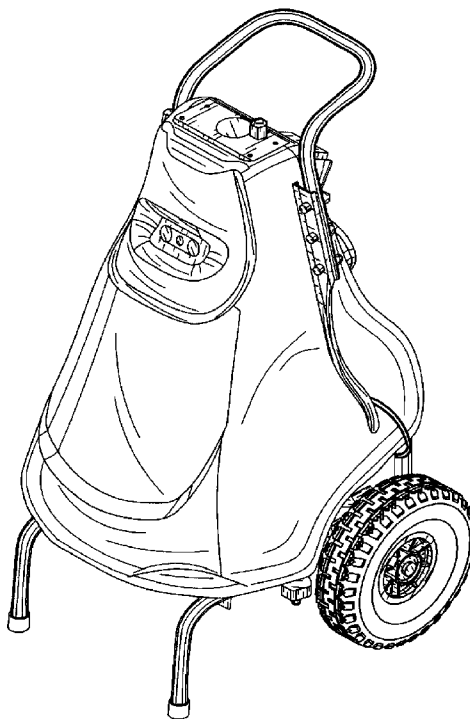
FIG. 6 is a top plan view thereof;

FIG. 7 is a bottom view thereof; and,

FIG. 8 is another perspective view of a misting fan, with the fan and the cord thereof engaged.

The dotted line showing of the fan and the cord is for illustrative purposes only and forms no part of the claimed design.

1 Claim, 5 Drawing Sheets






FIG. 1

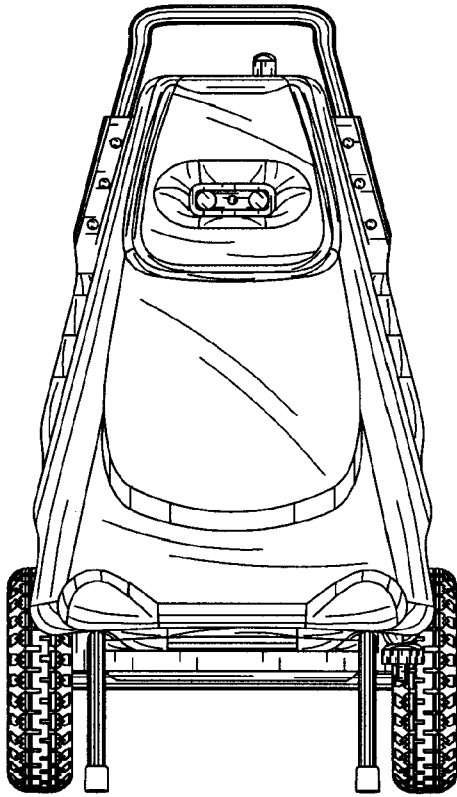


FIG. 2

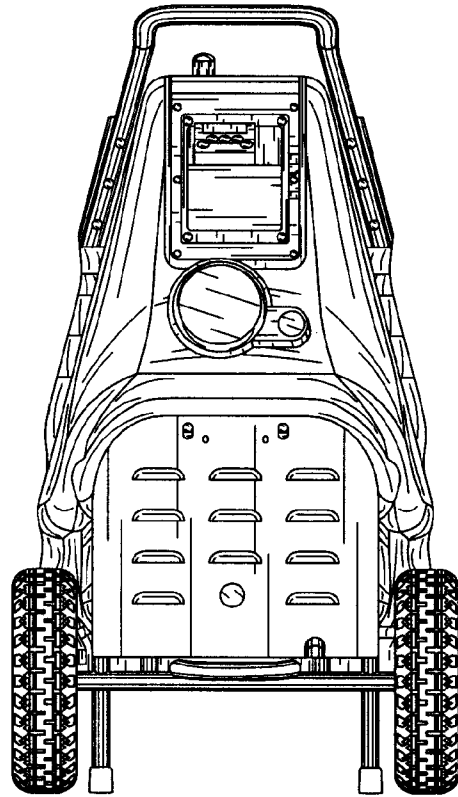


FIG. 3

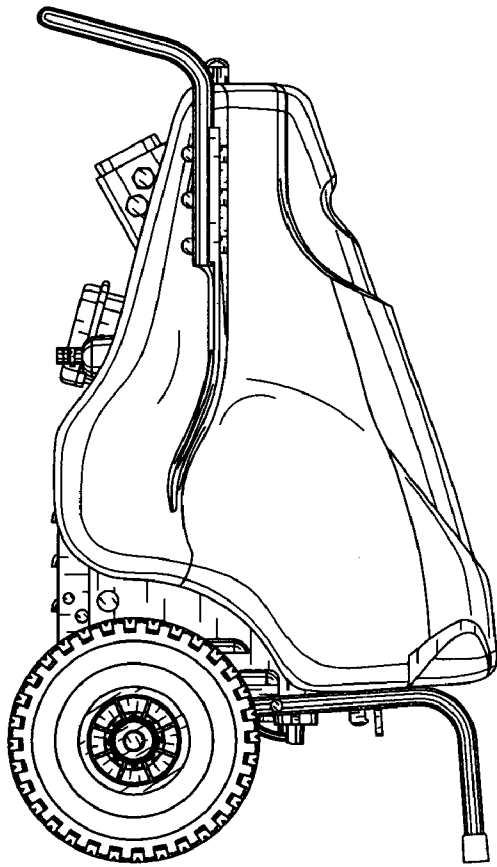


FIG. 4

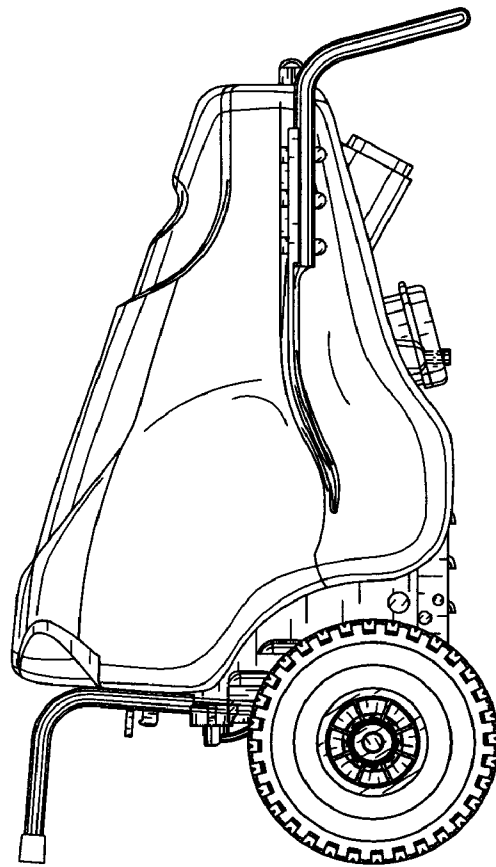


FIG. 5

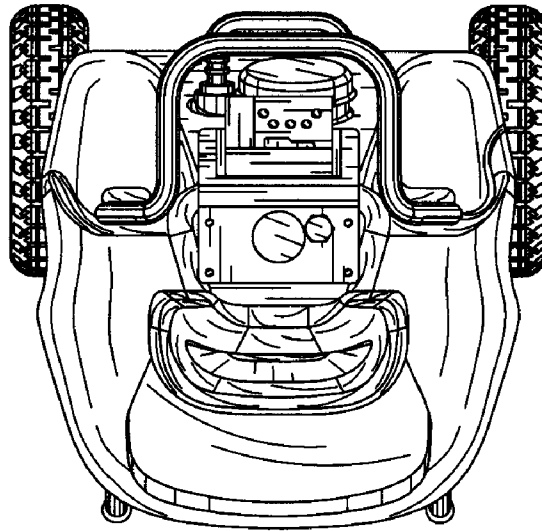


FIG. 6

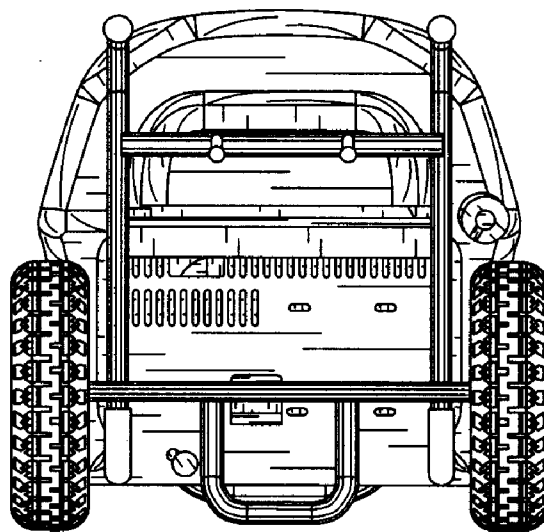


FIG. 7

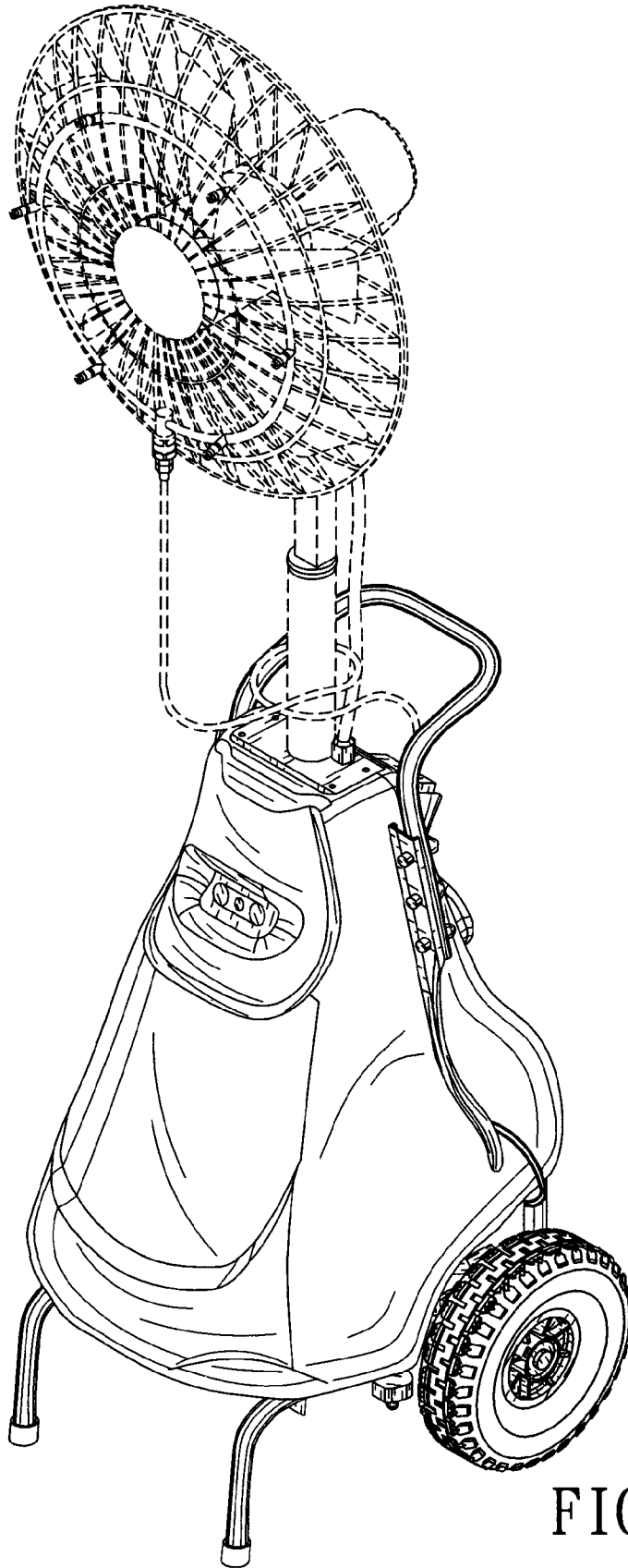


FIG. 8