

[54] TOOL FOR CLEANING AND SHAPING LAMP SOCKETS

[75] Inventor: Bobby L. Bates, San Dimas, Calif.

[73] Assignee: Bates-Johnson & Co., Inc., San Dimas, Calif.

[**] Term: 14 Years

[21] Appl. No.: 571,834

[22] Filed: Jan. 19, 1984

[52] U.S. Cl. D8/14; D8/51

[58] Field of Search D8/14, 98, 51; 30/358, 30/164.9, 164.95; 15/236 R; 29/81 R, 81 F, 81 G, 81 J

[56] References Cited

U.S. PATENT DOCUMENTS

386,848	7/1886	Rast	29/81 J
682,044	9/1901	Dean	29/81 G
927,042	7/1909	Haslop	15/236 R
1,537,057	5/1925	Annesley	29/81 J

2,633,598 4/1953 Bisson 29/81 J

FOREIGN PATENT DOCUMENTS

347194	4/1919	Fed. Rep. of Germany	29/81 G
479010	6/1929	Fed. Rep. of Germany	29/81 F
1264633	5/1961	France	30/358

Primary Examiner—Susan J. Lucas
Assistant Examiner—C. E. Heflin
Attorney, Agent, or Firm—Christie, Parker & Hale

[57] CLAIM

The ornamental design for a tool for cleaning and shaping lamp sockets, substantially as shown and described.

DESCRIPTION

FIG. 1 is a perspective view of the tool for cleaning and shaping lamp sockets showing my new design; FIG. 2 is a front elevational view thereof; FIG. 3 is a side elevational view thereof; FIG. 4 is a rear elevational view thereof; FIGS. 5-7 are side elevational views thereof, substantially similar to FIG. 3 but showing the tool rotated about its axis in successive 90-degree positions.

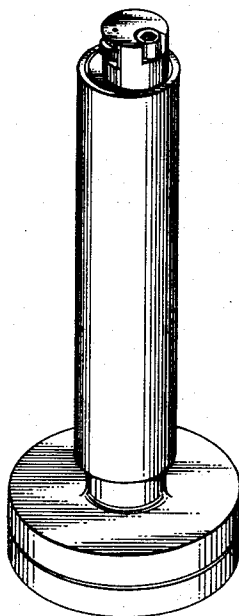


Fig. 1

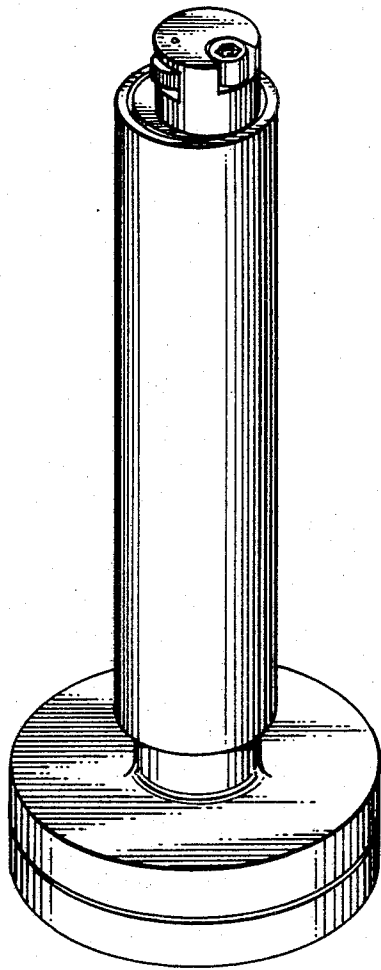


Fig. 2

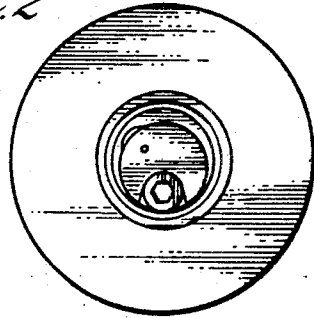


Fig. 3

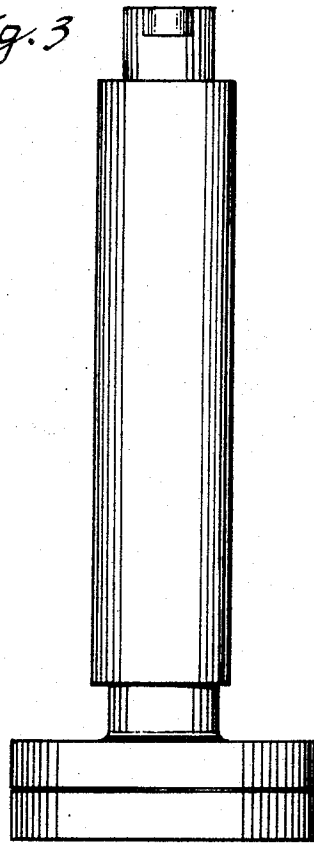


Fig. 4

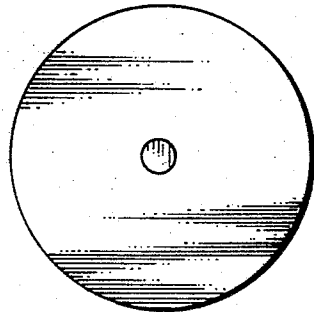


Fig. 5

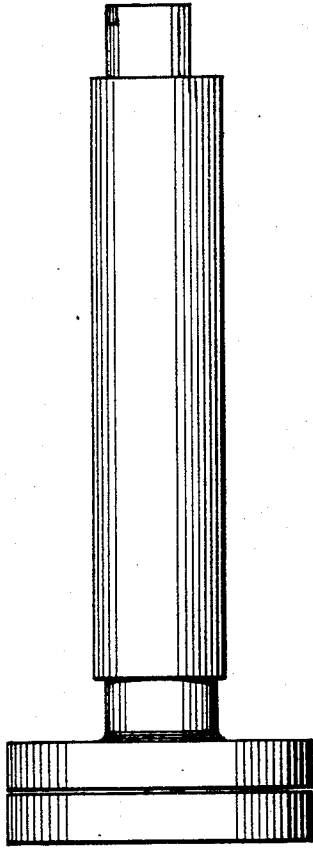


Fig. 6

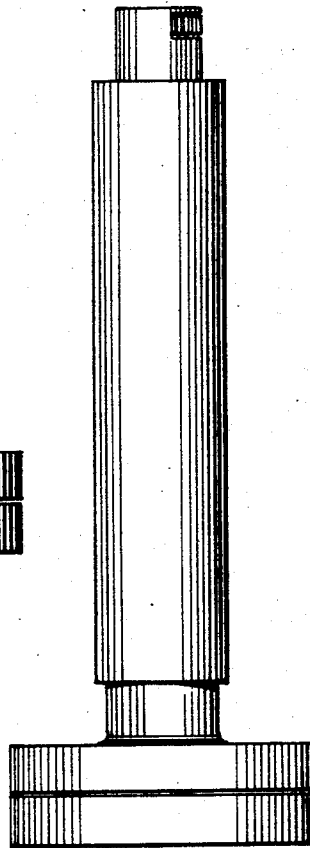


Fig. 7

