

(19) World Intellectual Property Organization
International Bureau



(43) International Publication Date
3 February 2011 (03.02.2011)

(10) International Publication Number
WO 2011/014776 A1

(51) International Patent Classification:

C07D 498/04 (2006.01) A61K 31/497 (2006.01)
A61K 31/424 (2006.01) A61K 31/5365 (2006.01)
A61K 31/4439 (2006.01) A61P 31/06 (2006.01)
A61K 31/506 (2006.01)

(21) International Application Number:

PCT/US2010/043908

(22) International Filing Date:

30 July 2010 (30.07.2010)

(25) Filing Language:

English

(26) Publication Language:

English

(30) Priority Data:

61/230,422 31 July 2009 (31.07.2009) US

(71) Applicant (for all designated States except US): **GLOBAL ALLIANCE FOR TB DRUG DEVELOPMENT** [US/US]; 40 Wall Street, 24th Floor, New York, NY 10005 (US).

(72) Inventors; and

(75) Inventors/Applicants (for US only): **THOMPSON, Andrew, M.** [NZ/NZ]; 3-13 Stanhope Road, Mount Wellington, Auckland, 1051 (NZ). **DENNY, William, Alexander** [NZ/NZ]; 165 Gossamer Drive, Pakuranga, Auckland, 2010 (NZ). **BLASER, Adrian** [NZ/NZ]; 157B Colwill Rd., Massey East, Waitakere City, 0614 (NZ). **MA, Zhenkun** [US/US]; 443 Edgewood Ave., Westfield, NJ 07090 (US).

(74) Agents: **CHWANG, T., Ling** et al.; Jackson Walker L.L.P., 901 Main Street, Suite 6000, Dallas, TX 75202 (US).

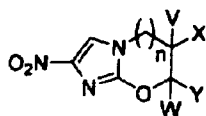
(81) Designated States (unless otherwise indicated, for every kind of national protection available): AE, AG, AL, AM, AO, AT, AU, AZ, BA, BB, BG, BH, BR, BW, BY, BZ, CA, CH, CL, CN, CO, CR, CU, CZ, DE, DK, DM, DO, DZ, EC, EE, EG, ES, FI, GB, GD, GE, GH, GM, GT, HN, HR, HU, ID, IL, IN, IS, JP, KE, KG, KM, KN, KP, KR, KZ, LA, LC, LK, LR, LS, LT, LU, LY, MA, MD, ME, MG, MK, MN, MW, MX, MY, MZ, NA, NG, NI, NO, NZ, OM, PE, PG, PH, PL, PT, RO, RS, RU, SC, SD, SE, SG, SK, SL, SM, ST, SV, SY, TH, TJ, TM, TN, TR, TT, TZ, UA, UG, US, UZ, VC, VN, ZA, ZM, ZW.

(81) Designated States (unless otherwise indicated, for every kind of regional protection available): ARIPO (BW, GH, GM, KE, LR, LS, MW, MZ, NA, SD, SL, SZ, TZ, UG, ZM, ZW), Eurasian (AM, AZ, BY, KG, KZ, MD, RU, TJ, TM), European (AL, AT, BE, BG, CH, CY, CZ, DE, DK, EE, ES, FI, FR, GB, GR, HR, HU, IE, IS, IT, LT, LU, LV, MC, MK, MT, NL, NO, PL, PT, RO, SE, SI, SK, SM, TR), OAPI (BF, BJ, CF, CG, CI, CM, GA, GN, GQ, GW, ML, MR, NE, SN, TD, TG).

Published:

— with international search report (Art. 21(3))

(54) Title: NITROIMIDAZOOXAZINE AND NITROIMIDAZOOXAZOLE ANALOGUES AND THEIR USES



(I)

(57) Abstract: The current invention pertains to nitroimidazooxazine and nitroimidazooxazole analogues, their methods of preparation, and uses of the compounds as treatment for *Mycobacterium tuberculosis*, for use as anti-tubercular drugs, for use as anti-protozoal agents with unexpectedly high potency against *Trypanosoma cruzi* or *Leishmania donovani*, and for the treatment of other microbial infections.



WO 2011/014776 A1

NITROIMIDAZOOXAZINE AND NITROIMIDAZOOXAZOLE ANALOGUES AND THEIR USES

BACKGROUND

[0001] This application claims priority to U.S. Provisional Patent Application Serial No. 61/230,422, entitled “Nitroimidazooxazine and Nitroimidazooxazole Analogues and Their Uses,” filed on July 31, 2009, the entire content of which is hereby incorporated by reference.

[0002] The present invention relates to nitroimidazooxazine and nitroimidazooxazole analogues, to their preparation, and to their use as drugs effective against *Mycobacterium tuberculosis* and as anti-protozoal agents, either alone or in combination with other treatments.

[0003] Tuberculosis remains a leading infectious cause of death worldwide (having a mortality estimated to be 1.3 million in 2008), with a recent resurgence attributable to an enhanced susceptibility in HIV patients, as well as the increasing incidence of multidrug-resistant strains and the emergence of extensively drug resistant strains. Current drug therapy for tuberculosis is long and complex, involving multidrug combinations (usually isoniazid, rifampin, pyrazinamide and ethambutol) given daily for in excess of 6 months. Furthermore, these drugs are relatively ineffective against the persistent form of the disease, which is suggested to occur in a significant proportion of cases (Ferrara et al., 2006). Second-line drugs used in lengthy combination therapies for multidrug resistant diseases (typically over 2 years) mostly have reduced potency or greater toxicity than existing first-line agents. Frequently, incomplete treatment is administered, leading to high relapse rates and increased drug resistance, underscoring the urgent need for new, more effective drugs.

[0004] Chagas disease affects about 9 million people, principally in South America, and results in about 14,000 deaths annually. It is caused by the protozoan parasite *Trypanosoma cruzi*, which is transmitted to humans by blood-sucking bugs. The two drugs currently available for treatment, nifurtimox and benznidazole, show efficacy that is limited to the acute phase of the disease and to only some pathogen strains. These drugs also give serious side effects, and this,

together with the lengthy and expensive treatment required, leads to inadequate patient compliance and the development of drug resistance (Cavalli et al., 2009).

[0005] Leishmaniasis affect almost 12 million people in nearly 90 countries and result in about 51,000 deaths annually. They are particularly prevalent on the Indian subcontinent and in east Africa, where the parasite *Leishmania donovani* is the causative agent. This parasite is transmitted to humans through the bite of female sandflies and is responsible for the most severe form, visceral leishmaniasis (kala-azar), which causes chronic disease in the liver and spleen and is fatal unless treated by chemotherapy. First-line treatments are the antimonials meglumine antimoniate (Glucantime) and sodium stibogluconate (Pentostam), discovered more than 50 years ago, which present severe, undesirable side effects. Their administration in low doses over a longer time has resulted in growing drug resistance such that they can no longer be used in India (Cavalli et al., 2009). Second-line agents suffer from similar toxicity concerns, illustrating the real need for safer, more effective treatments.

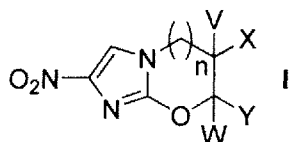
[0006] It is therefore highly desirable to provide new nitroimidazooxazine and nitroimidazooxazole analogues with unexpectedly high potency against both aerobic (replicating) and hypoxic (latent or persistent) cultures of *Mycobacterium tuberculosis*, for use as anti-tubercular drugs, and/or with unexpectedly high potency against *Trypanosoma cruzi* or *Leishmania donovani* for use as anti-protozoal agents, and for the treatment of other microbial infections.

SUMMARY

[0007] The current invention pertains to nitroimidazooxazine and nitroimidazooxazole analogues, their methods of preparation, and uses of the compounds as treatment for *Mycobacterium tuberculosis*, for use as anti-tubercular drugs, for use as anti-protozoal agents with unexpectedly high potency against *Trypanosoma cruzi* or *Leishmania donovani*, and for the treatment of other microbial infections.

[0008] The recent introduction of the nitroimidazooxazine PA-824 to clinical trial is significant, as this compound shows good in vitro and in vivo activity against *Mycobacterium tuberculosis* in both its active and persistent forms (Tyagi et al., 2005). A related 2-nitroimidazo[2,1-*b*]oxazole, OPC-67683 is also in clinical trial (Sasaki et al., 2006). The structures of these compounds are shown in Figure 1. Without wanting to be bound by theory, the mechanism of action of PA-824 is suggested to involve the release of nitric oxide (Singh et al., 2008), following a reductive step, in a process dependent on the bacterial glucose-6-phosphate dehydrogenase (FGD1) and its cofactor F420 (Stover et al., 2000). Microarray studies on mutant strains wild-type for both FGD1 and F420 show that a 151-amino acid (17.37 kDa) protein of unknown function, Rv3547, appears to be critical for this activation (Manjunatha et al., 2006). Recent mechanistic studies of the reductive chemistry of PA-824 support this contention (Anderson et al., 2008). Nitroimidazooxazine analogues and nitroimidazooxazole analogues and their uses in tuberculosis have been previously reported (U.S. Patent Nos. 5,668,127 and 6,087,358; Jiricek et al., WO 2007075872A2; Li et al., 2008; Kim et al., 2009; Nagarajan et al., 1989; Ashtekar et al., 1993; Sasaki et al., 2006; Matsumoto et al., 2006; Tsubochi et al., WO 2005042542A1 and WO 2004033463A1; JP 2005330266A; EP 1555267A1).

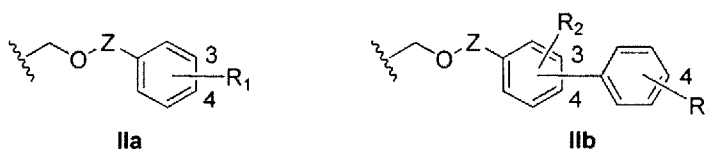
[0009] In a first aspect, the present invention pertains to a compound having a general structure of Formula I:



wherein n is 0 or 1,

V and W independently are H or CH₃, and

one of X or Y represents H and the other represents one of Formulae IIa or IIb, wherein Formulae IIa and IIb have the general structures:



wherein Formula IIb comprises a first ring labeled at a 3-position and a 4-position and having as substituents both R₂ and a terminal ring labeled at a 4-position and having R₁ as a substituent,

Z in Formulae IIa and IIb represents CH₂ or a direct bond, and

R₁ and R₂ each represents any one or two of H, F, Cl, I, CN, CF₃, OCF₃, OCH₃, OCH₂Ph, aza (-CH= replaced by -N=), or diaza (-CH=CH- replaced by -N=N-, -CH=CH-CH= replaced by -N=CH-N=, or -CH=CH-CH=CH- replaced by -N=CH-CH=N-) at any of the available ring positions;

provided that if n is 0, V, W and X are all H, and Y is Formula IIa wherein Z is either CH₂ or a direct bond, then R₁ is not H;

and provided that if n is 0, V and X are both H, W is CH₃, and Y is Formula IIa wherein Z is a direct bond, then R₁ is not H, 4-Cl, 4-I, 4-CF₃, 4-OCH₃, or 4-OCF₃;

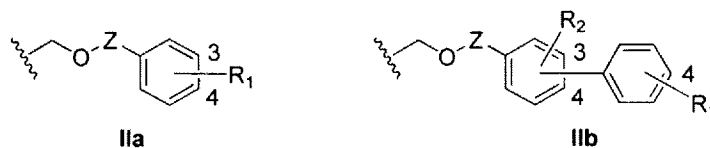
and provided that if n is 0, V and X are both H, W is CH₃, and Y is Formula IIb wherein Z is a direct bond, the terminal ring is located at the 4-position on the first ring, and R₂ is H, then R₁ is not H, or 4-aza.

[0010] A more preferred subclass of compounds includes those having a general structure of Formula I as defined above, wherein:

n is 0 or 1,

V and W independently are H or CH₃, and

one of X or Y represents H and the other represents one of Formulae IIa or IIb, wherein Formulae IIa and IIb have the general structures:



wherein Formula IIb comprises a first ring labeled at a 3-position and a 4-position and having as substituents both R_2 and a terminal ring labeled at a 4-position and having R_1 as a substituent,

Z in Formulae IIa and IIb represents CH_2 or a direct bond,

R_1 represents 4-F, 4-CN, 4-I, 4- CF_3 , 3- OCF_3 , 4- OCF_3 , 4- OCH_2Ph , or 3-aza-4-OMe, and

R_2 represents H, aza ($-CH=$ replaced by $-N=$), or diaza ($-CH=CH-$ replaced by $-N=N-$, $-CH=CH-CH=$ replaced by $-N=CH-N=$, or $-CH=CH-CH=CH-$ replaced by $-N=CH-CH=N-$) at any of the available ring positions;

provided that if n is 0, V, W and X are all H, and Y is Formula IIa wherein Z is either CH_2 or a direct bond, then R_1 is not H;

and provided that if n is 0, V and X are both H, W is CH_3 , and Y is Formula IIa wherein Z is a direct bond, then R_1 is not H, 4-Cl, 4-I, 4- CF_3 , 4- OCH_3 , or 4- OCF_3 ;

and provided that if n is 0, V and X are both H, W is CH_3 , and Y is Formula IIb wherein Z is a direct bond, the terminal ring is located at the 4-position on the first ring, and R_2 is H, then R_1 is not H, or 4-aza.

[0011] These compounds, as well as mixtures thereof, isomers, physiologically functional salt derivatives, and prodrugs thereof, are useful in prevention of or therapy for treating *Mycobacterium tuberculosis*, for use as anti-tubercular drugs, for use as anti-protozoal agents with unexpectedly high potency against *Trypanosoma cruzi* or *Leishmania donovani*, and for the treatment of other microbial infections.

BRIEF DESCRIPTION OF THE DRAWINGS

- [0012] Figure 1 shows the structures of compounds PA-824 and OPC-67683;
- [0013] Figure 2 shows the general structures of representative compounds referred to in Table 1;
- [0014] Figure 3 shows a general synthetic scheme for preparing representative compounds;
- [0015] Figure 4 shows a general synthetic scheme for preparing representative compounds;
- [0016] Figure 5 shows a general synthetic scheme for preparing representative compounds;
- [0017] Figure 6 shows a general synthetic scheme for preparing representative compounds;
- [0018] Figure 7 shows a general synthetic scheme for preparing representative compounds;
- [0019] Figure 8 shows a general synthetic scheme for preparing representative compounds;
- [0020] Figure 9 shows a general synthetic scheme for preparing representative compounds;
- [0021] Figure 10 shows a general synthetic scheme for preparing representative compounds;
- [0022] Figure 11 shows a general synthetic scheme for preparing representative compounds;

[0023] Figure 12 shows a general synthetic scheme for preparing representative compounds;

[0024] Figure 13 shows a general synthetic scheme for preparing representative compounds;

[0025] Figure 14 shows a general synthetic scheme for preparing representative compounds;

[0026] Figure 15 shows a general synthetic scheme for preparing representative compounds;

[0027] Figure 16 shows a general synthetic scheme for preparing representative compounds;

[0028] Figure 17 shows a general synthetic scheme for preparing representative compounds;

[0029] Figure 18 shows the structures of representative compounds **1-20** referred to in Table 1 and Examples 1-3;

[0030] Figure 19 shows the structures of representative compounds **21-38** referred to in Table 1 and Examples 1-3;

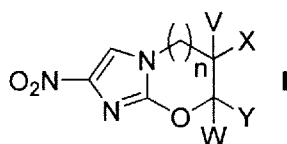
[0031] Figure 20 shows the structures of representative compounds **39-58** referred to in Table 1 and Examples 1-3; and

[0032] Figure 21 shows the structures of representative compounds **59-75** referred to in Table 1 and Examples 1-3.

DETAILED DESCRIPTION OF PREFERRED EMBODIMENTS

[0033] The current invention pertains to nitroimidazooxazine and nitroimidazooxazole analogues, their methods of preparation, and uses of the compounds in prevention of or therapy for treating *Mycobacterium tuberculosis*, for use as anti-tubercular drugs, for use as anti-protozoal agents with unexpectedly high potency against *Trypanosoma cruzi* or *Leishmania donovani*, and for the treatment of other microbial infections.

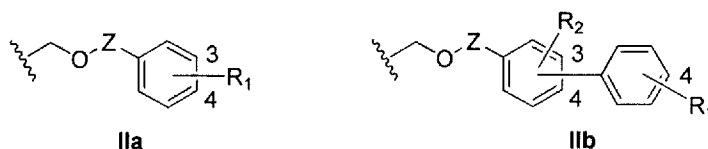
[0034] In a first aspect, the present invention pertains to a compound having a general structure of Formula I:



wherein n is 0 or 1,

V and W independently are H or CH₃, and

one of X or Y represents H and the other represents one of Formulae IIa or IIb, wherein Formulae IIa and IIb have the general structures:



wherein Formula IIb comprises a first ring labeled at a 3-position and a 4-position and having as substituents both R₂ and a terminal ring labeled at a 4-position and having R₁ as a substituent,

Z in Formulae IIa and IIb represents CH₂ or a direct bond, and

R₁ and R₂ each represents any one or two of H, F, Cl, I, CN, CF₃, OCF₃, OCH₃, OCH₂Ph, aza (-CH= replaced by -N=), or diaza (-CH=CH- replaced by -N=N-, -CH=CH-CH= replaced by -

N=CH-N=, or -CH=CH-CH=CH- replaced by -N=CH-CH=N-) at any of the available ring positions;

provided that if n is 0, V, W and X are all H, and Y is Formula IIa wherein Z is either CH₂ or a direct bond, then R₁ is not H;

and provided that if n is 0, V and X are both H, W is CH₃, and Y is Formula IIa wherein Z is a direct bond, then R₁ is not H, 4-Cl, 4-I, 4-CF₃, 4-OCH₃, or 4-OCF₃;

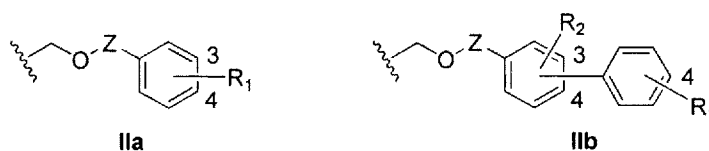
and provided that if n is 0, V and X are both H, W is CH₃, and Y is Formula IIb wherein Z is a direct bond, the terminal ring is located at the 4-position on the first ring, and R₂ is H, then R₁ is not H, or 4-aza.

[0035] A more preferred subclass of compounds includes those having a general structure of Formula I as defined above, wherein:

n is 0 or 1,

V and W independently are H or CH₃, and

one of X or Y represents H and the other represents one of Formulae IIa or IIb, wherein Formulae IIa and IIb have the general structures:



wherein Formula IIb comprises a first ring labeled at a 3-position and a 4-position and having as substituents both R₂ and a terminal ring labeled at a 4-position and having R₁ as a substituent,

Z in Formulae IIa and IIb represents CH₂ or a direct bond,

R₁ represents 4-F, 4-CN, 4-I, 4-CF₃, 3-OCF₃, 4-OCF₃, 4-OCH₂Ph, or 3-aza-4-OMe, and

R₂ represents H, aza (-CH= replaced by -N=), or diaza (-CH=CH- replaced by -N=N-, -CH=CH-CH= replaced by -N=CH-N=, or -CH=CH-CH=CH- replaced by -N=CH-CH=N-) at any of the available ring positions;

provided that if n is 0, V, W and X are all H, and Y is Formula IIa wherein Z is either CH₂ or a direct bond, then R₁ is not H;

and provided that if n is 0, V and X are both H, W is CH₃, and Y is Formula IIa wherein Z is a direct bond, then R₁ is not H, 4-Cl, 4-I, 4-CF₃, 4-OCH₃, or 4-OCF₃;

and provided that if n is 0, V and X are both H, W is CH₃, and Y is Formula IIb wherein Z is a direct bond, the terminal ring is located at the 4-position on the first ring, and R₂ is H, then R₁ is not H, or 4-aza.

[0036] The most highly preferred of the compounds of Formula I are:

- A. 6-Nitro-2-{{4-(trifluoromethoxy)phenoxy}methyl}-2,3-dihydroimidazo[2,1-*b*][1,3]oxazole (compound 1 of Table 1 and Figure 18);
- B. 2-{{4-(Benzyloxy)phenoxy}methyl}-6-nitro-2,3-dihydroimidazo[2,1-*b*][1,3]oxazole (compound 2 of Table 1 and Figure 18);
- C. 2-{{(4'-Fluoro[1,1'-biphenyl]-4-yl)oxy}methyl}-6-nitro-2,3-dihydroimidazo[2,1-*b*][1,3]oxazole (compound 3 of Table 1 and Figure 18);
- D. 6-Nitro-2-({[4'-(trifluoromethyl)[1,1'-biphenyl]-4-yl]oxy}methyl)-2,3-dihydroimidazo[2,1-*b*][1,3]oxazole (compound 4 of Table 1 and Figure 18);
- E. 6-Nitro-2-({[4'-(trifluoromethoxy)[1,1'-biphenyl]-4-yl]oxy}methyl)-2,3-dihydroimidazo[2,1-*b*][1,3]oxazole (compound 5 of Table 1 and Figure 18);
- F. 6-Nitro-2-({[5-[4-(trifluoromethoxy)phenyl]-2-pyridinyl]oxy}methyl)-2,3-dihydroimidazo[2,1-*b*][1,3]oxazole (compound 6 of Table 1 and Figure 18);
- G. 2-{{4-(Benzyloxy)phenoxy}methyl}-2-methyl-6-nitro-2,3-dihydroimidazo[2,1-*b*][1,3]oxazole (compound 7 of Table 1 and Figure 18);
- H. 2-{{4-(6-Methoxy-3-pyridinyl)phenoxy}methyl}-2-methyl-6-nitro-2,3-dihydroimidazo[2,1-*b*][1,3]oxazole (compound 8 of Table 1 and Figure 18);

- I. 4'-[(2-Methyl-6-nitro-2,3-dihydroimidazo[2,1-*b*][1,3]oxazol-2-yl)methoxy][1,1'-biphenyl]-4-carbonitrile (compound **9** of Table 1 and Figure 18);
- J. 2-{[(4'-Fluoro[1,1'-biphenyl]-4-yl)oxy]methyl}-2-methyl-6-nitro-2,3-dihydroimidazo[2,1-*b*][1,3]oxazole (compound **10** of Table 1 and Figure 18);
- K. 2-Methyl-6-nitro-2-({[4'-(trifluoromethyl)[1,1'-biphenyl]-4-yl]oxy}methyl)-2,3-dihydroimidazo[2,1-*b*][1,3]oxazole (compound **11** of Table 1 and Figure 18);
- L. 2-Methyl-6-nitro-2-({[4'-(trifluoromethoxy)[1,1'-biphenyl]-4-yl]oxy}methyl)-2,3-dihydroimidazo[2,1-*b*][1,3]oxazole (compound **12** of Table 1 and Figure 18);
- M. 2-({[5-(4-Fluorophenyl)-2-pyridinyl]oxy}methyl)-2-methyl-6-nitro-2,3-dihydroimidazo[2,1-*b*][1,3]oxazole (compound **13** of Table 1 and Figure 18);
- N. 2-Methyl-6-nitro-2-([5-[4-(trifluoromethoxy)phenyl]-2-pyridinyl]oxy)methyl]-2,3-dihydroimidazo[2,1-*b*][1,3]oxazole (compound **14** of Table 1 and Figure 18);
- O. 2-({[6-(4-Fluorophenyl)-3-pyridinyl]oxy}methyl)-2-methyl-6-nitro-2,3-dihydroimidazo[2,1-*b*][1,3]oxazole (compound **15** of Table 1 and Figure 18);
- P. 2-Methyl-6-nitro-2-([6-[4-(trifluoromethoxy)phenyl]-3-pyridinyl]oxy)methyl]-2,3-dihydroimidazo[2,1-*b*][1,3]oxazole (compound **16** of Table 1 and Figure 18);
- Q. 2-({[5-(4-Fluorophenyl)-2-pyrimidinyl]oxy}methyl)-2-methyl-6-nitro-2,3-dihydroimidazo[2,1-*b*][1,3]oxazole (compound **17** of Table 1 and Figure 18);
- R. 2-Methyl-6-nitro-2-([5-[4-(trifluoromethoxy)phenyl]-2-pyrimidinyl]oxy)methyl]-2,3-dihydroimidazo[2,1-*b*][1,3]oxazole (compound **18** of Table 1 and Figure 18);
- S. 2-({[2-(4-Fluorophenyl)-5-pyrimidinyl]oxy}methyl)-2-methyl-6-nitro-2,3-dihydroimidazo[2,1-*b*][1,3]oxazole (compound **19** of Table 1 and Figure 18);
- T. 2-Methyl-6-nitro-2-([2-[4-(trifluoromethoxy)phenyl]-5-pyrimidinyl]oxy)methyl]-2,3-dihydroimidazo[2,1-*b*][1,3]oxazole (compound **20** of Table 1 and Figure 18);
- U. 2-({[5-(4-Fluorophenyl)-2-pyrazinyl]oxy}methyl)-2-methyl-6-nitro-2,3-dihydroimidazo[2,1-*b*][1,3]oxazole (compound **21** of Table 1 and Figure 19);
- V. 2-Methyl-6-nitro-2-([5-[4-(trifluoromethoxy)phenyl]-2-pyrazinyl]oxy)methyl]-2,3-dihydroimidazo[2,1-*b*][1,3]oxazole (compound **22** of Table 1 and Figure 19);
- W. 6-Nitro-2-({[4-(trifluoromethoxy)benzyl]oxy}methyl)-2,3-dihydroimidazo[2,1-*b*][1,3]oxazole (compound **23** of Table 1 and Figure 19);

- X. 2-({[4-(Benzyloxy)benzyl]oxy}methyl)-6-nitro-2,3-dihydroimidazo[2,1-*b*][1,3]oxazole (compound **24** of Table 1 and Figure 19);
- Y. 2-Methyl-6-nitro-2-({[4-(trifluoromethoxy)benzyl]oxy}methyl)-2,3-dihydroimidazo[2,1-*b*][1,3]oxazole (compound **25** of Table 1 and Figure 19);
- Z. 2-({[4-(Benzyloxy)benzyl]oxy}methyl)-2-methyl-6-nitro-2,3-dihydroimidazo[2,1-*b*][1,3]oxazole (compound **26** of Table 1 and Figure 19);
- AA. 2-Nitro-7-{{[4-(trifluoromethoxy)phenoxy]methyl}}-6,7-dihydro-5*H*-imidazo[2,1-*b*][1,3]oxazine (compound **27** of Table 1 and Figure 19);
- BB. 7-{{[4-(Benzyloxy)phenoxy]methyl}}-2-nitro-6,7-dihydro-5*H*-imidazo[2,1-*b*][1,3]oxazine (compound **28** of Table 1 and Figure 19);
- CC. 7-{{[4'-(4-Fluoro[1,1'-biphenyl]-4-yl)oxy]methyl}}-2-nitro-6,7-dihydro-5*H*-imidazo[2,1-*b*][1,3]oxazine (compound **29** of Table 1 and Figure 19);
- DD. 2-Nitro-7-({[4'-(trifluoromethyl)[1,1'-biphenyl]-4-yl]oxy}methyl)-6,7-dihydro-5*H*-imidazo[2,1-*b*][1,3]oxazine (compound **30** of Table 1 and Figure 19);
- EE. 2-Nitro-7-({[4'-(trifluoromethoxy)[1,1'-biphenyl]-4-yl]oxy}methyl)-6,7-dihydro-5*H*-imidazo[2,1-*b*][1,3]oxazine (compound **31** of Table 1 and Figure 19);
- FF. 7-({[5-(4-Fluorophenyl)-2-pyridinyl]oxy}methyl)-2-nitro-6,7-dihydro-5*H*-imidazo[2,1-*b*][1,3]oxazine (compound **32** of Table 1 and Figure 19);
- GG. 2-Nitro-7-[(5-[4-(trifluoromethoxy)phenyl]-2-pyridinyl)oxy]methyl]-6,7-dihydro-5*H*-imidazo[2,1-*b*][1,3]oxazine (compound **33** of Table 1 and Figure 19);
- HH. 7-({[6-(4-Fluorophenyl)-3-pyridinyl]oxy}methyl)-2-nitro-6,7-dihydro-5*H*-imidazo[2,1-*b*][1,3]oxazine (compound **34** of Table 1 and Figure 19);
- II. 2-Nitro-7-[(6-[4-(trifluoromethoxy)phenyl]-3-pyridinyl)oxy]methyl]-6,7-dihydro-5*H*-imidazo[2,1-*b*][1,3]oxazine (compound **35** of Table 1 and Figure 19);
- JJ. 7-Methyl-2-nitro-7-{{[4-(trifluoromethoxy)phenoxy]methyl}}-6,7-dihydro-5*H*-imidazo[2,1-*b*][1,3]oxazine (compound **36** of Table 1 and Figure 19);
- KK. 7-{{[4-(Benzyloxy)phenoxy]methyl}}-7-methyl-2-nitro-6,7-dihydro-5*H*-imidazo[2,1-*b*][1,3]oxazine (compound **37** of Table 1 and Figure 19);
- LL. 7-{{[4'-(4-Fluoro[1,1'-biphenyl]-4-yl)oxy]methyl}}-7-methyl-2-nitro-6,7-dihydro-5*H*-imidazo[2,1-*b*][1,3]oxazine (compound **38** of Table 1 and Figure 19);

- MM. 7-Methyl-2-nitro-7-({[4'-(trifluoromethyl)[1,1'-biphenyl]-4-yl]oxy}methyl)-6,7-dihydro-5*H*-imidazo[2,1-*b*][1,3]oxazine (compound **39** of Table 1 and Figure 20);
- NN. 7-Methyl-2-nitro-7-({[4'-(trifluoromethoxy)[1,1'-biphenyl]-4-yl]oxy}methyl)-6,7-dihydro-5*H*-imidazo[2,1-*b*][1,3]oxazine (compound **40** of Table 1 and Figure 20);
- OO. 7-({[5-(4-Fluorophenyl)-2-pyridinyl]oxy}methyl)-7-methyl-2-nitro-6,7-dihydro-5*H*-imidazo[2,1-*b*][1,3]oxazine (compound **41** of Table 1 and Figure 20);
- PP. 7-Methyl-2-nitro-7-({[5-[4-(trifluoromethyl)phenyl]-2-pyridinyl]oxy}methyl)-6,7-dihydro-5*H*-imidazo[2,1-*b*][1,3]oxazine (compound **42** of Table 1 and Figure 20);
- QQ. 7-Methyl-2-nitro-7-({[5-[4-(trifluoromethoxy)phenyl]-2-pyridinyl]oxy}methyl)-6,7-dihydro-5*H*-imidazo[2,1-*b*][1,3]oxazine (compound **43** of Table 1 and Figure 20);
- RR. 7-({[6-(4-Fluorophenyl)-3-pyridinyl]oxy}methyl)-7-methyl-2-nitro-6,7-dihydro-5*H*-imidazo[2,1-*b*][1,3]oxazine (compound **44** of Table 1 and Figure 20);
- SS. 7-Methyl-2-nitro-7-({[6-[4-(trifluoromethyl)phenyl]-3-pyridinyl]oxy}methyl)-6,7-dihydro-5*H*-imidazo[2,1-*b*][1,3]oxazine (compound **45** of Table 1 and Figure 20);
- TT. 7-Methyl-2-nitro-7-({[6-[4-(trifluoromethoxy)phenyl]-3-pyridinyl]oxy}methyl)-6,7-dihydro-5*H*-imidazo[2,1-*b*][1,3]oxazine (compound **46** of Table 1 and Figure 20);
- UU. 2-Nitro-7-({[3-(trifluoromethoxy)benzyl]oxy}methyl)-6,7-dihydro-5*H*-imidazo[2,1-*b*][1,3]oxazine (compound **47** of Table 1 and Figure 20);
- VV. 2-Nitro-7-({[4-(trifluoromethoxy)benzyl]oxy}methyl)-6,7-dihydro-5*H*-imidazo[2,1-*b*][1,3]oxazine (compound **48** of Table 1 and Figure 20);
- WW. 7-({[4-(Benzyloxy)benzyl]oxy}methyl)-2-nitro-6,7-dihydro-5*H*-imidazo[2,1-*b*][1,3]oxazine (compound **49** of Table 1 and Figure 20);
- XX. 2-Nitro-7-({[4'-(trifluoromethoxy)[1,1'-biphenyl]-3-yl]methoxy}methyl)-6,7-dihydro-5*H*-imidazo[2,1-*b*][1,3]oxazine (compound **50** of Table 1 and Figure 20);
- YY. 2-Nitro-7-({[4'-(trifluoromethoxy)[1,1'-biphenyl]-4-yl]methoxy}methyl)-6,7-dihydro-5*H*-imidazo[2,1-*b*][1,3]oxazine (compound **51** of Table 1 and Figure 20);
- ZZ. 7-Methyl-2-nitro-7-({[3-(trifluoromethoxy)benzyl]oxy}methyl)-6,7-dihydro-5*H*-imidazo[2,1-*b*][1,3]oxazine (compound **52** of Table 1 and Figure 20);
- AAA. 7-Methyl-2-nitro-7-({[4-(trifluoromethoxy)benzyl]oxy}methyl)-6,7-dihydro-5*H*-imidazo[2,1-*b*][1,3]oxazine (compound **53** of Table 1 and Figure 20);

- BBB. 7-([4-(Benzyloxy)benzyl]oxy)methyl)-7-methyl-2-nitro-6,7-dihydro-5*H*-imidazo[2,1-*b*][1,3]oxazine (compound **54** of Table 1 and Figure 20);
- CCC. 7-Methyl-2-nitro-7-([4'-(trifluoromethoxy)[1,1'-biphenyl]-3-yl]methoxy)methyl)-6,7-dihydro-5*H*-imidazo[2,1-*b*][1,3]oxazine (compound **55** of Table 1 and Figure 20);
- DDD. 7-Methyl-2-nitro-7-([4'-(trifluoromethoxy)[1,1'-biphenyl]-4-yl]methoxy)methyl)-6,7-dihydro-5*H*-imidazo[2,1-*b*][1,3]oxazine (compound **56** of Table 1 and Figure 20);
- EEE. (7*R*)-7-Methyl-2-nitro-7-([4'-(trifluoromethoxy)[1,1'-biphenyl]-4-yl]methoxy)methyl)-6,7-dihydro-5*H*-imidazo[2,1-*b*][1,3]oxazine (compound **57** of Table 1 and Figure 20);
- FFF. (7*S*)-7-Methyl-2-nitro-7-([4'-(trifluoromethoxy)[1,1'-biphenyl]-4-yl]methoxy)methyl)-6,7-dihydro-5*H*-imidazo[2,1-*b*][1,3]oxazine (compound **58** of Table 1 and Figure 20);
- GGG. 2-Nitro-6-{[4-(trifluoromethoxy)phenoxy]methyl}-6,7-dihydro-5*H*-imidazo[2,1-*b*][1,3]oxazine (compound **59** of Table 1 and Figure 21);
- HHH. (6*R*)-2-Nitro-6-{[4-(trifluoromethoxy)phenoxy]methyl}-6,7-dihydro-5*H*-imidazo[2,1-*b*][1,3]oxazine (compound **60** of Table 1 and Figure 21);
- III. (6*S*)-2-Nitro-6-{[4-(trifluoromethoxy)phenoxy]methyl}-6,7-dihydro-5*H*-imidazo[2,1-*b*][1,3]oxazine (compound **61** of Table 1 and Figure 21);
- JJJ. 6-[(4'-Fluoro[1,1'-biphenyl]-4-yl)oxy]methyl)-2-nitro-6,7-dihydro-5*H*-imidazo[2,1-*b*][1,3]oxazine (compound **62** of Table 1 and Figure 21);
- KKK. 2-Nitro-6-([4'-(trifluoromethyl)[1,1'-biphenyl]-4-yl]oxy)methyl)-6,7-dihydro-5*H*-imidazo[2,1-*b*][1,3]oxazine (compound **63** of Table 1 and Figure 21);
- LLL. 2-Nitro-6-([4'-(trifluoromethoxy)[1,1'-biphenyl]-4-yl]oxy)methyl)-6,7-dihydro-5*H*-imidazo[2,1-*b*][1,3]oxazine (compound **64** of Table 1 and Figure 21);
- MMM. 6-([5-(4-Fluorophenyl)-2-pyridinyl]oxy)methyl)-2-nitro-6,7-dihydro-5*H*-imidazo[2,1-*b*][1,3]oxazine (compound **65** of Table 1 and Figure 21);
- NNN. 2-Nitro-6-([5-[4-(trifluoromethyl)phenyl]-2-pyridinyl]oxy)methyl)-6,7-dihydro-5*H*-imidazo[2,1-*b*][1,3]oxazine (compound **66** of Table 1 and Figure 21);
- OOO. 2-Nitro-6-([5-[4-(trifluoromethoxy)phenyl]-2-pyridinyl]oxy)methyl)-6,7-dihydro-5*H*-imidazo[2,1-*b*][1,3]oxazine (compound **67** of Table 1 and Figure 21);

- PPP. 6-({[6-(4-Fluorophenyl)-3-pyridinyl]oxy}methyl)-2-nitro-6,7-dihydro-5H-imidazo[2,1-*b*][1,3]oxazine (compound **68** of Table 1 and Figure 21);
- QQQ. 2-Nitro-6-({[6-[4-(trifluoromethyl)phenyl]-3-pyridinyl]oxy}methyl)-6,7-dihydro-5H-imidazo[2,1-*b*][1,3]oxazine (compound **69** of Table 1 and Figure 21);
- RRR. 2-Nitro-6-({[6-[4-(trifluoromethoxy)phenyl]-3-pyridinyl]oxy}methyl)-6,7-dihydro-5H-imidazo[2,1-*b*][1,3]oxazine (compound **70** of Table 1 and Figure 21);
- SSS. 2-Nitro-6-({[3-(trifluoromethoxy)benzyl]oxy}methyl)-6,7-dihydro-5H-imidazo[2,1-*b*][1,3]oxazine (compound **71** of Table 1 and Figure 21);
- TTT. 2-Nitro-6-({[4-(trifluoromethoxy)benzyl]oxy}methyl)-6,7-dihydro-5H-imidazo[2,1-*b*][1,3]oxazine (compound **72** of Table 1 and Figure 21);
- UUU. 6-({[4-(Benzyloxy)benzyl]oxy}methyl)-2-nitro-6,7-dihydro-5H-imidazo[2,1-*b*][1,3]oxazine (compound **73** of Table 1 and Figure 21);
- VVV. 2-Nitro-6-({[4'-(trifluoromethoxy)[1,1'-biphenyl]-3-yl]methoxy}methyl)-6,7-dihydro-5H-imidazo[2,1-*b*][1,3]oxazine (compound **74** of Table 1 and Figure 21); and
- WWW. 2-Nitro-6-({[4'-(trifluoromethoxy)[1,1'-biphenyl]-4-yl]methoxy}methyl)-6,7-dihydro-5H-imidazo[2,1-*b*][1,3]oxazine (compound **75** of Table 1 and Figure 21).

[0037] Compounds of Formula I may occur in different geometric and enantiomeric forms, and both pure forms and mixtures of these separate isomers are included in the scope of this invention, as well as any physiologically functional or pharmacologically acceptable salt derivatives or prodrugs thereof. Production of these alternate forms would be well within the capabilities of one skilled in the art.

[0038] The current invention also pertains to methods of prevention or therapy for tubercular, protozoal, and other microbial infections, such as *Mycobacterium tuberculosis*, *Trypanosoma cruzi*, and *Leishmania donovani*, including the step of administering a compound of Formula I.

[0039] In another aspect of the present invention there is provided a pharmaceutical composition including a therapeutically effective amount of a compound of Formula I as defined above and a pharmaceutically acceptable excipient, adjuvant, carrier, buffer or stabiliser. A “therapeutically effective amount” is to be understood as an amount of a compound of Formula I

that is sufficient to show anti-bacterial or anti-microbial effects. The actual amount, rate and time-course of administration will depend on the nature and severity of the disease being treated. Prescription of treatment is within the responsibility of general practitioners and other medical doctors. The pharmaceutically acceptable excipient, adjuvant, carrier, buffer or stabiliser should be non-toxic and should not interfere with the efficacy of the active ingredient. The precise nature of the carrier or other material will depend on the route of administration, which may be oral, or by injection, such as cutaneous, subcutaneous, intravenous injection, or by dry powder inhaler.

[0040] Pharmaceutical compositions for oral administration may be in tablet, capsule, powder or liquid form. A tablet may comprise a solid carrier or an adjuvant. Liquid pharmaceutical compositions generally comprise a liquid carrier such as water, petroleum, animal or vegetable oils, mineral oil or synthetic oil. Physiological saline solution, dextrose or other saccharide solution or glycols such as ethylene glycol, propylene glycol or polyethylene glycol may be included. A capsule may comprise a solid carrier such as gelatin. For intravenous, cutaneous or subcutaneous injection, the active ingredient will be in the form of a parenterally acceptable aqueous solution which is pyrogen-free and has a suitable pH, isotonicity and stability. Those of relevant skill in the art are well able to prepare suitable solutions using, for example, isotonic vehicles such as Sodium Chloride injection, Ringer's injection, Lactated Ringer's injection. Preservatives, stabilisers, buffers, antioxidants and/or other additives may be included as required.

[0041] The pharmaceutical composition can further comprise one or more additional anti-infective treatments. These anti-infective treatments can be any suitable treatment available commercially or from other sources that are known to effectively prevent or treat microbial infections, such as *Mycobacterium tuberculosis*, *Trypanosoma cruzi*, and/or *Leishmania donovani*.

[0042] In another aspect, there is provided the use in the manufacture of a medicament of a therapeutically effective amount of a compound of Formula I as defined above for administration to a subject. There is also provided a method of making a compound of Formula I.

[0043] The term “pharmacologically acceptable salt” used throughout the specification is to be taken as meaning any acid or base derived salt formed from hydrochloric, sulfuric, phosphoric, acetic, citric, oxalic, malonic, salicylic, malic, fumaric, succinic, ascorbic, maleic, methanesulfonic, isoethonic acids and the like, and potassium carbonate, sodium or potassium hydroxide, ammonia, triethylamine, triethanolamine and the like.

[0044] The term “prodrug” means a pharmacological substance that is administered in an inactive, or significantly less active, form. Once administered, the prodrug is metabolised *in vivo* into an active metabolite.

[0045] The term “therapeutically effective amount” means a nontoxic but sufficient amount of the drug to provide the desired therapeutic effect. The amount that is “effective” will vary from subject to subject, depending on the age and general condition of the individual, the particular concentration and composition being administered, and the like. Thus, it is not always possible to specify an exact effective amount. However, an appropriate effective amount in any individual case may be determined by one of ordinary skill in the art using routine experimentation. Furthermore, the effective amount is the concentration that is within a range sufficient to permit ready application of the formulation so as to deliver an amount of the drug that is within a therapeutically effective range.

[0046] The term “aza” means -CH= replaced by -N= within the compound. The term “diaza” means -CH=CH- replaced by -N=N-, -CH=CH-CH= replaced by -N=CH-N=, or -CH=CH-CH=CH- replaced by -N=CH-CH=N- within the compound.

[0047] Further aspects of the present invention will become apparent from the following description given by way of example only and with reference to the accompanying synthetic schemes.

EXAMPLE 1. GENERAL SYNTHETIC SCHEMES

[0048] The compounds can be prepared by the general methods outlined in Schemes 1-15, shown in Figures 3-17, or by any other suitable method. In the description of Schemes 1-15

below, reference is made to representative compounds shown in Table 1 below and in Figures 2 and 18-21.

Table 1. Representative Compounds

| No | Fig. 2 Struct | R | Formula | Mp (°C) | Analysis |
|----|---------------|---|--|---------|----------|
| 1 | A | 4-OCF ₃ (X=H) | C ₁₃ H ₁₀ F ₃ N ₃ O ₅ | 170-172 | C,H,N |
| 2 | A | 4-OCH ₂ Ph (X=H) | C ₁₉ H ₁₇ N ₃ O ₅ | 208-210 | C,H,N |
| 3 | A | 4-[(4-F)phenyl] (X=H) | C ₁₈ H ₁₄ FN ₃ O ₄ | 224-226 | |
| 4 | A | 4-[(4-CF ₃)phenyl] (X=H) | C ₁₉ H ₁₄ F ₃ N ₃ O ₄ | 210-211 | |
| 5 | A | 4-[(4-OCF ₃)phenyl] (X=H) | C ₁₉ H ₁₄ F ₃ N ₃ O ₅ | 200-201 | C,H,N |
| 6 | A | 2-aza, 4-[(4-OCF ₃)phenyl] (X=H) | C ₁₈ H ₁₃ F ₃ N ₄ O ₅ | 127-130 | |
| 7 | A | 4-OCH ₂ Ph (X=Me) | C ₂₀ H ₁₉ N ₃ O ₅ | 162-165 | C,H,N |
| 8 | A | 4-[(6-OMe)3-pyridyl] (X=Me) | C ₁₉ H ₁₈ N ₄ O ₅ | 217-219 | C,H,N |
| 9 | A | 4-[(4-CN)phenyl] (X=Me) | C ₂₀ H ₁₆ N ₄ O ₄ | 180-181 | C,H,N |
| 10 | A | 4-[(4-F)phenyl] (X=Me) | C ₁₉ H ₁₆ FN ₃ O ₄ | 180-181 | C,H,N |
| 11 | A | 4-[(4-CF ₃)phenyl] (X=Me) | C ₂₀ H ₁₆ F ₃ N ₃ O ₄ | 219-220 | C,H,N |
| 12 | A | 4-[(4-OCF ₃)phenyl] (X=Me) | C ₂₀ H ₁₆ F ₃ N ₃ O ₅ | 209-211 | C,H,N |
| 13 | A | 2-aza, 4-[(4-F)phenyl] (X=Me) | C ₁₈ H ₁₅ FN ₄ O ₄ | 162-164 | |
| 14 | A | 2-aza, 4-[(4-OCF ₃)phenyl] (X=Me) | C ₁₉ H ₁₅ F ₃ N ₄ O ₅ | 172-174 | C,H,N |
| 15 | A | 3-aza, 4-[(4-F)phenyl] (X=Me) | C ₁₈ H ₁₅ FN ₄ O ₄ | 180-181 | |
| 16 | A | 3-aza, 4-[(4-OCF ₃)phenyl] (X=Me) | C ₁₉ H ₁₅ F ₃ N ₄ O ₅ | 209-211 | C,H,N |
| 17 | A | 2,6-diaza, 4-[(4-F)phenyl] (X=Me) | C ₁₇ H ₁₄ FN ₅ O ₄ | 196 dec | C,H,N |
| 18 | A | 2,6-diaza, 4-[(4-OCF ₃)phenyl] (X=Me) | C ₁₈ H ₁₄ F ₃ N ₅ O ₅ | 227 dec | C,H,N |
| 19 | A | 3,5-diaza, 4-[(4-F)phenyl] (X=Me) | C ₁₇ H ₁₄ FN ₅ O ₄ | 201-203 | |
| 20 | A | 3,5-diaza, 4-[(4-OCF ₃)phenyl] (X=Me) | C ₁₈ H ₁₄ F ₃ N ₅ O ₅ | 223-225 | C,H,N |
| 21 | A | 2,5-diaza, 4-[(4-F)phenyl] (X=Me) | C ₁₇ H ₁₄ FN ₅ O ₄ | 200-201 | C,H,N |
| 22 | A | 2,5-diaza, 4-[(4-OCF ₃)phenyl] (X=Me) | C ₁₈ H ₁₄ F ₃ N ₅ O ₅ | 222-224 | C,H,N |
| 23 | B | 4-OCF ₃ (X=H) | C ₁₄ H ₁₂ F ₃ N ₃ O ₅ | 134-135 | C,H,N |
| 24 | B | 4-OCH ₂ Ph (X=H) | C ₂₀ H ₁₉ N ₃ O ₅ | 123-124 | C,H,N |

| | | | | | |
|----|---|---|--|---------|-------|
| 25 | B | 4-OCF ₃ (X=Me) | C ₁₅ H ₁₄ F ₃ N ₃ O ₅ | 110-111 | C,H,N |
| 26 | B | 4-OCH ₂ Ph (X=Me) | C ₂₁ H ₂₁ N ₃ O ₅ | 130-131 | C,H,N |
| 27 | C | 4-OCF ₃ (X=H) | C ₁₄ H ₁₂ F ₃ N ₃ O ₅ | 138-140 | C,H,N |
| 28 | C | 4-OCH ₂ Ph (X=H) | C ₂₀ H ₁₉ N ₃ O ₅ ·0.25H ₂ O | 222-224 | C,H,N |
| 29 | C | 4-[(4-F)phenyl] (X=H) | C ₁₉ H ₁₆ FN ₃ O ₄ | 217-219 | C,H,N |
| 30 | C | 4-[(4-CF ₃)phenyl] (X=H) | C ₂₀ H ₁₆ F ₃ N ₃ O ₄ | 242-245 | C,H,N |
| 31 | C | 4-[(4-OCF ₃)phenyl] (X=H) | C ₂₀ H ₁₆ F ₃ N ₃ O ₅ | 197-199 | C,H,N |
| 32 | C | 2-aza, 4-[(4-F)phenyl] (X=H) | C ₁₈ H ₁₅ FN ₄ O ₄ | 180-181 | |
| 33 | C | 2-aza, 4-[(4-OCF ₃)phenyl] (X=H) | C ₁₉ H ₁₅ F ₃ N ₄ O ₅ | 161-163 | C,H,N |
| 34 | C | 3-aza, 4-[(4-F)phenyl] (X=H) | C ₁₈ H ₁₅ FN ₄ O ₄ | 204-206 | |
| 35 | C | 3-aza, 4-[(4-OCF ₃)phenyl] (X=H) | C ₁₉ H ₁₅ F ₃ N ₄ O ₅ | 161-163 | C,H,N |
| 36 | C | 4-OCF ₃ (X=Me) | C ₁₅ H ₁₄ F ₃ N ₃ O ₅ | 134-136 | C,H,N |
| 37 | C | 4-OCH ₂ Ph (X=Me) | C ₂₁ H ₂₁ N ₃ O ₅ | 174-176 | C,H,N |
| 38 | C | 4-[(4-F)phenyl] (X=Me) | C ₂₀ H ₁₈ FN ₃ O ₄ | 160-162 | C,H,N |
| 39 | C | 4-[(4-CF ₃)phenyl] (X=Me) | C ₂₁ H ₁₈ F ₃ N ₃ O ₄ | 196-198 | C,H,N |
| 40 | C | 4-[(4-OCF ₃)phenyl] (X=Me) | C ₂₁ H ₁₈ F ₃ N ₃ O ₅ | 186-188 | C,H,N |
| 41 | C | 2-aza, 4-[(4-F)phenyl] (X=Me) | C ₁₉ H ₁₇ FN ₄ O ₄ | 145-147 | C,H,N |
| 42 | C | 2-aza, 4-[(4-CF ₃)phenyl] (X=Me) | C ₂₀ H ₁₇ F ₃ N ₄ O ₄ | 212-214 | C,H,N |
| 43 | C | 2-aza, 4-[(4-OCF ₃)phenyl] (X=Me) | C ₂₀ H ₁₇ F ₃ N ₄ O ₅ | 195-198 | C,H,N |
| 44 | C | 3-aza, 4-[(4-F)phenyl] (X=Me) | C ₁₉ H ₁₇ FN ₄ O ₄ | 203-204 | C,H,N |
| 45 | C | 3-aza, 4-[(4-CF ₃)phenyl] (X=Me) | C ₂₀ H ₁₇ F ₃ N ₄ O ₄ | 215-217 | C,H,N |
| 46 | C | 3-aza, 4-[(4-OCF ₃)phenyl] (X=Me) | C ₂₀ H ₁₇ F ₃ N ₄ O ₅ | 202-203 | C,H,N |
| 47 | D | 3-OCF ₃ (X=H) | C ₁₅ H ₁₄ F ₃ N ₃ O ₅ | 100-112 | C,H,N |
| 48 | D | 4-OCF ₃ (X=H) | C ₁₅ H ₁₄ F ₃ N ₃ O ₅ | 158-160 | C,H,N |
| 49 | D | 4-OCH ₂ Ph (X=H) | C ₂₁ H ₂₁ N ₃ O ₅ | 151-153 | C,H,N |
| 50 | D | 3-[(4-OCF ₃)phenyl] (X=H) | C ₂₁ H ₁₈ F ₃ N ₃ O ₅ | 117-119 | C,H,N |
| 51 | D | 4-[(4-OCF ₃)phenyl] (X=H) | C ₂₁ H ₁₈ F ₃ N ₃ O ₅ | 159-161 | C,H,N |
| 52 | D | 3-OCF ₃ (X=Me) | C ₁₆ H ₁₆ F ₃ N ₃ O ₅ | 108-110 | C,H,N |
| 53 | D | 4-OCF ₃ (X=Me) | C ₁₆ H ₁₆ F ₃ N ₃ O ₅ | 100-101 | C,H,N |
| 54 | D | 4-OCH ₂ Ph (X=Me) | C ₂₂ H ₂₃ N ₃ O ₅ | 109-111 | C,H,N |
| 55 | D | 3-[(4-OCF ₃)phenyl] (X=Me) | C ₂₂ H ₂₀ F ₃ N ₃ O ₅ | 80-82 | C,H,N |
| 56 | D | 4-[(4-OCF ₃)phenyl] (X=Me) (rac) | C ₂₂ H ₂₀ F ₃ N ₃ O ₅ | 150-152 | C,H,N |
| 57 | D | 4-[(4-OCF ₃)phenyl] (X=Me) (7-R) | C ₂₂ H ₂₀ F ₃ N ₃ O ₅ | 165-167 | C,H,N |
| 58 | D | 4-[(4-OCF ₃)phenyl] (X=Me) (7-S) | C ₂₂ H ₂₀ F ₃ N ₃ O ₅ | 162-164 | C,H,N |

| | | | | | |
|----|---|--|--|---------|-------|
| 59 | E | 4-OCF ₃ (rac) | C ₁₄ H ₁₂ F ₃ N ₃ O ₅ | 141-143 | C,H,N |
| 60 | E | 4-OCF ₃ (6- <i>R</i>) | C ₁₄ H ₁₂ F ₃ N ₃ O ₅ | 138-139 | C,H,N |
| 61 | E | 4-OCF ₃ (6- <i>S</i>) | C ₁₄ H ₁₂ F ₃ N ₃ O ₅ | 139-140 | C,H,N |
| 62 | E | 4-[(4-F)phenyl] | C ₁₉ H ₁₆ FN ₃ O ₄ | 201-203 | C,H,N |
| 63 | E | 4-[(4-CF ₃)phenyl] | C ₂₀ H ₁₆ F ₃ N ₃ O ₄ | 218-221 | C,H,N |
| 64 | E | 4-[(4-OCF ₃)phenyl] | C ₂₀ H ₁₆ F ₃ N ₃ O ₅ | 192-194 | C,H,N |
| 65 | E | 2-aza, 4-[(4-F)phenyl] | C ₁₈ H ₁₅ FN ₄ O ₄ | 160-161 | C,H,N |
| 66 | E | 2-aza, 4-[(4-CF ₃)phenyl] | C ₁₉ H ₁₅ F ₃ N ₄ O ₄ | 180-182 | C,H,N |
| 67 | E | 2-aza, 4-[(4-OCF ₃)phenyl] | C ₁₉ H ₁₅ F ₃ N ₄ O ₅ | 182-183 | C,H,N |
| 68 | E | 3-aza, 4-[(4-F)phenyl] | C ₁₈ H ₁₅ FN ₄ O ₄ | 214-216 | C,H,N |
| 69 | E | 3-aza, 4-[(4-CF ₃)phenyl] | C ₁₉ H ₁₅ F ₃ N ₄ O ₄ | 233-235 | C,H,N |
| 70 | E | 3-aza, 4-[(4-OCF ₃)phenyl] | C ₁₉ H ₁₅ F ₃ N ₄ O ₅ | 180-181 | C,H,N |
| 71 | F | 3-OCF ₃ | C ₁₅ H ₁₄ F ₃ N ₃ O ₅ | 60-61 | C,H,N |
| 72 | F | 4-OCF ₃ | C ₁₅ H ₁₄ F ₃ N ₃ O ₅ | 92-93 | C,H,N |
| 73 | F | 4-OCH ₂ Ph | C ₂₁ H ₂₁ N ₃ O ₅ | 150-151 | C,H,N |
| 74 | F | 3-[(4-OCF ₃)phenyl] | C ₂₁ H ₁₈ F ₃ N ₃ O ₅ | 78-80 | C,H,N |
| 75 | F | 4-[(4-OCF ₃)phenyl] | C ₂₁ H ₁₈ F ₃ N ₃ O ₅ | 135-138 | C,H,N |

[0049] In Scheme 1, shown in Figure 3, reagents and conditions were (i) RPhOH, K₂CO₃, acetone, reflux, 36-52 h; (ii) **77**, **78**, or **79**, DIPEA, 105 °C, 6.5-12 h; (iii) NaH, DMF, 0 °C, 45 min; (iv) NaH, DMF, 0 °C, 80 min, then 17 °C, 60 min; (v) ArB(OH)₂, 2M Na₂CO₃, toluene, EtOH, DMF, Pd(dppf)Cl₂ under N₂, 88-90 °C, 50-90 min. Base-catalysed reactions of 2-bromo-4(5)-nitroimidazole (**80**) or 2-chloro-4(5)-nitroimidazole (**81**) with epoxides **77-79** [prepared by alkylation of the appropriate 4-substituted phenols with 2-(bromomethyl)oxirane (**76**)] gave alcohols **82-84**, which underwent NaH-assisted ring closure reactions to give compounds **1** and **2** of Table 1, and iodide **85**, respectively. Suzuki couplings of **85** with arylboronic acids then gave compounds **3-5** of Table 1.

[0050] In Scheme 2, shown in Figure 4, reagents and conditions were (i) 70 °C, 16 h; (ii) NaH, DMF, -20 to -10 °C, 50 min; (iii) 1% HCl in 95% EtOH, 20 °C, 6 h, then 4 °C, 2.5 d; (iv) 4-OCF₃PhB(OH)₂, 2M Na₂CO₃, toluene, EtOH, Pd(dppf)Cl₂ under N₂, 85-88 °C, 3 h; (v) **90**, NaH, DMF, 0-20 °C, 2.5 h. Reaction of 2,4-dinitroimidazole (**86**) with epoxide **87** gave alcohol **88**, which underwent NaH-assisted ring closure, followed by acid-catalysed desilylation, to give alcohol **90**. NaH-assisted alkylation of **90** with fluoropyridine **92** [prepared by Suzuki coupling of 5-bromo-2-fluoropyridine (**91**) with 4-(trifluoromethoxy)phenylboronic acid] then gave compound **6** of Table 1.

[0051] In Scheme 3, shown in Figure 5, reagents and conditions were (i) 4-BnOPhOH, K₂CO₃, acetone, reflux, 24 h; (ii) *m*-CPBA, Na₂HPO₄, CH₂Cl₂, 0-20 °C, 3.5 h; (iii) 4-IPhOH, K₂CO₃, NaI, DMF, 70-73 °C, 32 h; (iv) **80**, DIPEA, 107 °C, 14-15 h; (v) NaH, DMF, 0 °C, 50-75 min; (vi) ArB(OH)₂, 2M Na₂CO₃, toluene, EtOH, Pd(dppf)Cl₂ under N₂, 90 °C, 45 min. Base-catalysed reactions of 2-bromo-4(5)-nitroimidazole (**80**) with epoxides **95** and **96** [prepared by methallylation of 4-(benzyloxy)phenol with chloride **93**, followed by epoxidation, or by alkylation of 4-iodophenol with 2-(chloromethyl)-2-methyloxirane (**97**)] gave alcohols **98** and **99**, which underwent NaH-assisted ring closure reactions to give compound **7** of Table 1, and iodide **100**, respectively. Suzuki couplings of **100** with arylboronic acids then gave compounds **8-12** of Table 1.

[0052] In Scheme 4, shown in Figure 6, reagents and conditions were (i) TFA, anisole, CH₂Cl₂, 20 °C, 4 h; (ii) **91** or 5-Br,2-Clpyrimidine or 2,5-diBrpyrazine, NaH, DMF, 0-20 °C, 2-3 h; (iii) ArB(OH)₂, 2M Na₂CO₃, toluene, EtOH, (DMF), Pd(dppf)Cl₂ under N₂, 89-90 °C, 1.8-3 h. NaH-assisted alkylations of alcohol **101** [prepared from compound **26** by acid-catalysed cleavage of the 4-(benzyloxy)benzyl ether side chain] with 5-bromo-2-fluoropyridine (**91**), 5-bromo-2-chloropyrimidine, and 2,5-dibromopyrazine gave bromides **102-104**, which underwent Suzuki couplings with arylboronic acids to give compounds **13, 14, 17, 18, 21** and **22** of Table 1.

[0053] In Scheme 5, shown in Figure 7, reagents and conditions were (i) 6-Br-3-pyridinol, NaH, DMF, 0-20 °C, 10 min, then 50 °C, 4 h; (ii) ArB(OH)₂, 2M Na₂CO₃, toluene, EtOH, DMF, Pd(dppf)Cl₂ under N₂, 90 °C, 3 h; (iii) EtOCH₂Cl, K₂CO₃, DMF, 20 °C, 16 h; (iv) ArB(OH)₂, 2M Na₂CO₃, toluene, EtOH, Pd(dppf)Cl₂ under N₂, 86 °C, 2-2.5 h; (v) 1.25M HCl in MeOH, 20 °C, 0-12 h, then 53 °C, 2-4 h; (vi) **111** or **112**, NaH, DMF, 0-20 °C, 10-30 min, then 50-60 °C, 3 h; (vii) NaH, DMF, 0 °C, 35-80 min. Base-catalysed reaction of epoxide **105** (obtained in 2 steps from **80**, via epoxidation of the corresponding alkene, as reported by Ding et al., WO 2008008480A2) with 6-bromo-3-pyridinol gave bromide **106**, which underwent Suzuki couplings with arylboronic acids to give compounds **15** and **16** of Table 1. Similar reactions of **105** with arylpyrimidinols **111** and **112** [prepared from 2-chloro-5-pyrimidinol (**107**) via successive ethoxymethyl protection of the hydroxyl group, Suzuki couplings with arylboronic acids, followed by acid-catalysed removal of the protecting group] gave mixtures of the precursor

alcohols (**113** or **114**) and final compounds **19** or **20** of Table 1. NaH-assisted ring closure of these mixtures (or preferably of the purified alcohols **113** or **114**) then gave compounds **19** and **20** of Table 1.

[0054] In Scheme 6, shown in Figure 8, reagents and conditions were (i) 4-OCF₃BnBr or 4-BnOBnCl, NaH, DMF, 0-20 °C, 7-21 h; (ii) **80**, DIPEA, 107-108 °C, 13-16 h; (iii) NaH, DMF, 0 °C, 65-80 min; (iv) *m*-CPBA, Na₂HPO₄, CH₂Cl₂, 0-20 °C, 2.5-3.5 h. NaH-assisted alkylations of glycidol (**115**) with substituted benzyl halides gave epoxides **116** and **117**, which underwent successive base-catalysed reaction with 2-bromo-4(5)-nitroimidazole (**80**), followed by NaH-assisted ring closure of the intermediate alcohols (**118** and **119**), to give compounds **23** and **24** of Table 1. Similar reactions of epoxides **123** and **124** [prepared from 2-methyl-2-propen-1-ol (**120**) via alkylation with substituted benzyl halides, followed by epoxidation] with **80** gave the alcohols **125** and **126**, which also underwent NaH-assisted ring closure reactions to give compounds **25** and **26** of Table 1.

[0055] In Scheme 7, shown in Figure 9, reagents and conditions were (i) Br(CH₂)₂CH=CH₂, K₂CO₃, DMF, 66-73 °C, 4.5-12 h; (ii) *m*-CPBA, Na₂HPO₄, CH₂Cl₂, 0-20 °C, 50 h; (iii) 4-OCF₃PhOH, K₂CO₃, MEK, 81 °C, 12 h; (iv) NaH, DMF, 0-20 °C, 2-2.5 h; (v) OsO₄, NMO, CH₂Cl₂, 20 °C, 4 h; (vi) TIPSCl, imidazole, DMF, 20 °C, 18 h; (vii) 1% HCl in 95% EtOH, 20 °C, 35 h; (viii) 4-BnOPhOH or 4-IPhOH, DEAD, PPh₃, THF, 0-20 °C, 32-51 h; (ix) ArB(OH)₂, 2M Na₂CO₃, toluene, EtOH, DMF, Pd(dppf)Cl₂ under N₂, 90 °C, 90 min. Base-catalysed reaction of epoxide **129** [prepared from 2-chloro-4(5)-nitroimidazole (**81**) via alkylation with 4-bromo-1-butene, followed by epoxidation] with 4-trifluoromethoxyphenol gave alcohol **130**, which underwent NaH-assisted ring closure to give compound **27** of Table 1. Similar ring closure of mono-protected diol **132** [prepared from 2-bromo-4(5)-nitroimidazole (**80**) via alkylation with 4-bromo-1-butene, followed by dihydroxylation and TIPS protection of the primary alcohol] and acid-catalysed desilylation yielded alcohol **134**. Mitsunobu reactions of **134** with the appropriate phenols gave compound **28** of Table 1 and iodide **135**. Suzuki couplings of **135** with arylboronic acids then gave compounds **29-31** of Table 1.

[0056] In Scheme 8, shown in Figure 10, reagents and conditions were (i) **91**, NaH, DMF, 0-20 °C, 2.5 h; (ii) ArB(OH)₂, 2M Na₂CO₃, toluene, EtOH, DMF, Pd(dppf)Cl₂ under N₂, 90 °C, 2.5 h; (iii) 6-Br-3-pyridinol, K₂CO₃, MEK, 82-85 °C, 28 h; (iv) NaH, DMF, 0-20 °C, 2.5 h. NaH-assisted alkylation of alcohol **134** with 5-bromo-2-fluoropyridine (**91**) gave bromide **136**, which underwent Suzuki couplings with arylboronic acids to give compounds **32** and **33** of Table 1. Alternatively, base-catalysed reaction of epoxide **129** with 6-bromo-3-pyridinol, followed by NaH-assisted ring closure of the resulting alcohol **137**, gave bromide **138**, which also underwent Suzuki couplings with arylboronic acids to give compounds **34** and **35** of Table 1.

[0057] In Scheme 9, shown in Figure 11, reagents and conditions were (i) I(CH₂)₂C(CH₃)=CH₂, K₂CO₃, DMF, 61 °C, 20 h; (ii) *m*-CPBA, Na₂HPO₄, CH₂Cl₂, 0-20 °C, 4 h; (iii) RPhOH, K₂CO₃, MEK, 82-83 °C, 8-10 h; (iv) NaH, DMF, 0-20 °C, 2-2.5 h; (v) ArB(OH)₂, 2M Na₂CO₃, toluene, EtOH, DMF, Pd(dppf)Cl₂ under N₂, 90 °C, 100-105 min. Base-catalysed reactions of epoxide **140** [prepared from 2-chloro-4(5)-nitroimidazole (**81**) via alkylation with 4-iodo-2-methyl-1-butene (obtained by iodination of 3-methyl-3-buten-1-ol, as reported by Helmboldt et al., 2006), followed by epoxidation] with the appropriate phenols gave alcohols **141-143**, which underwent NaH-assisted ring closure reactions to give compounds **36** and **37** of Table 1 and iodide **144**, respectively. Suzuki couplings of **144** with arylboronic acids then gave compounds **38-40** of Table 1.

[0058] In Scheme 10, shown in Figure 12, reagents and conditions were (i) I(CH₂)₂C(CH₃)=CH₂, K₂CO₃, DMF, 60 °C, 11 h; (ii) OsO₄, NMO, CH₂Cl₂, 20 °C, 4 h; (iii) TIPSCl, imidazole, DMF, 20 °C, 6 d; (iv) NaH, DMF, 0-20 °C, 2.5 h, then 46 °C, 3.2 h; (v) 1% HCl in 95% EtOH, 44 °C, 3 d; (vi) **91**, NaH, DMF, 0-20 °C, 2.5 h; (vii) ArB(OH)₂, 2M Na₂CO₃, toluene, EtOH, DMF, Pd(dppf)Cl₂ under N₂, 90 °C, 120-135 min; (viii) 6-Br-3-pyridinol, K₂CO₃, MEK, 84 °C, 18.5 h; (ix) NaH, DMF, 0-20 °C, 2.5 h. NaH-assisted ring closure of mono-protected diol **147** [prepared from 2-bromo-4(5)-nitroimidazole (**80**) via alkylation with 4-iodo-2-methyl-1-butene (obtained by iodination of 3-methyl-3-buten-1-ol, as reported by Helmboldt et al., 2006), followed by dihydroxylation and TIPS protection of the primary alcohol] and acid-catalysed desilylation yielded alcohol **149**. NaH-assisted alkylation of **149** with 5-bromo-2-fluoropyridine (**91**) gave bromide **150**, which underwent Suzuki couplings with arylboronic acids

to give compounds **41-43** of Table 1. Alternatively, base-catalysed reaction of epoxide **140** with 6-bromo-3-pyridinol, followed by NaH-assisted ring closure of the resulting alcohol **151**, gave bromide **152**, which also underwent Suzuki couplings with arylboronic acids to give compounds **44-46** of Table 1.

[0059] In Scheme 11, shown in Figure 13, reagents and conditions were (i) RBnBr or 4-BnOBnCl, NaH, DMF, 0-20 °C, 2.5-7 h; (ii) 4-OCF₃PhB(OH)₂, 2M Na₂CO₃, toluene, EtOH, Pd(dppf)Cl₂ under N₂, 90 °C, 20-25 min. NaH-assisted alkylations of alcohols **134** and **149** with substituted benzyl halides gave compounds **47-49** and **52-54** of Table 1 and iodides **153-156**. Suzuki couplings of **153-156** with 4-trifluoromethoxyphenylboronic acid then gave compounds **50, 51, 55** and **56** of Table 1.

[0060] In Scheme 12, shown in Figure 14, reagents and conditions were (i) Ac₂O, pyridine, 20 °C, 38 h; (ii) preparative chiral HPLC (ChiralPak IA, 40% EtOH/hexane); (iii) K₂CO₃, aq MeOH, 20 °C, 4 h; (iv) 4-BrBnBr, NaH, DMF, 0-20 °C, 3 h; (v) 4-OCF₃PhB(OH)₂, 2M Na₂CO₃, toluene, EtOH, Pd(dppf)Cl₂ under N₂, 88 °C, 75 min. Preparative chiral HPLC of racemic acetate **157** [obtained from alcohol **149** by acetylation] gave the enantiomers **158** and **161**, which were hydrolysed to the enantiomeric alcohols **159** and **162**. NaH-assisted alkylations of these alcohols with 4-bromobenzyl bromide gave the bromides **160** and **163**, which were Suzuki coupled with 4-trifluoromethoxyphenylboronic acid to give compounds **57** and **58** of Table 1.

[0061] In Scheme 13, shown in Figure 15, reagents and conditions were (i) I₂, PPh₃, imidazole, CH₂Cl₂, 0-8 °C, 5 h; (ii) RPhOH, K₂CO₃, acetone, 50 °C, 6-11 h; (iii) I₂, NaBH₄, THF, 0 °C, 3-4 h, then 20 °C, 13 h, then 30% H₂O₂, 3N NaOH, 0-20 °C, 3 h; (iv) I₂, PPh₃, imidazole, CH₂Cl₂, 20 °C, 12-15 h; (v) **80**, K₂CO₃, DMF, 84-88 °C, 33-37 h; (vi) 1% HCl in 95% EtOH, 20 °C, 7-12 h; (vii) NaH, DMF, 0-20 °C, 4-5 h; (viii) preparative chiral HPLC (ChiralPak IA, 27% EtOH/hexane); (ix) ArB(OH)₂, 2M Na₂CO₃, toluene, EtOH, DMF, Pd(dppf)Cl₂ under N₂, 90 °C, 90 min. Hydroboration of alkenes **166** and **167** [prepared by alkylation of the appropriate phenols with iodide **165**, obtained by iodination of 2-({*tert*-butyl(dimethyl)silyl}oxy)methyl)-2-propen-1-ol (**164**) (reported by Chen et al., US 2007213341 A1, by monosilylation of 2-methylene-1,3-

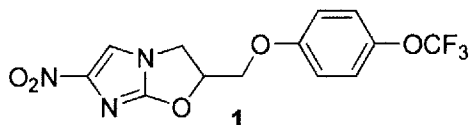
propanediol)] gave the alcohols **168** and **169**, which were converted into iodides **170** and **171**. Alkylation of 2-bromo-4(5)-nitroimidazole (**80**) with these iodides, acid-catalysed desilylation, and NaH-assisted ring closure of the resulting alcohols **174** and **175** then gave compound **59** of Table 1 and iodide **176**, respectively. Suzuki couplings of **176** with arylboronic acids also gave compounds **62-64** of Table 1.

[0062] In Scheme 14, shown in Figure 16, reagents and conditions were (i) **80**, K₂CO₃, DMF, 82 °C, 24 h; (ii) 1% HCl in 95% EtOH, 20 °C, 4 h, then 4 °C, 12 h; (iii) NaH, DMF, 0-20 °C, 3.5 h; (iv) **91**, NaH, DMF, 0-20 °C, 3 h; (v) ArB(OH)₂, 2M Na₂CO₃, toluene, EtOH, DMF, Pd(dppf)Cl₂ under N₂, 90 °C, 2-2.5 h; (vi) RBnBr or 4-BnOBnI, NaH, DMF, 0-20 °C, 0.5-3 h; (vii) 4-OCF₃PhB(OH)₂, 2M Na₂CO₃, toluene, EtOH, Pd(dppf)Cl₂ under N₂, 90 °C, 20 min. Alkylation of 2-bromo-4(5)-nitroimidazole (**80**) with known iodide **177** (reported by Curran et al., 1998 in 4 steps from 2-methylene-1,3-propanediol) and acid-catalysed desilylation of the product (**178**) gave the diol **179**, which underwent NaH-assisted ring closure to give alcohol **180**. NaH-assisted alkylation of **180** with 5-bromo-2-fluoropyridine (**91**) gave bromide **181**, which underwent Suzuki couplings with arylboronic acids to give compounds **65-67** of Table 1. Similar alkylations of alcohol **180** with the appropriately substituted benzyl halides gave compounds **71-73** of Table 1, as well as iodobenzyl ethers **182** and **183**. Suzuki couplings of **182** and **183** with 4-(trifluoromethoxy)phenylboronic acid then gave compounds **74** and **75** of Table 1.

[0063] In Scheme 15, shown in Figure 17, reagents and conditions were (i) 6-Br-3-pyridinol, DEAD, PPh₃, THF, 0 °C, 1 h, then 20 °C, 41 h; (ii) 1% HCl in 95% EtOH, 20 °C, 13 h; (iii) NaH, THF, 20 °C, 1 h, then TBDMSCl, 20 °C, 100 min; (iv) I₂, PPh₃, imidazole, CH₂Cl₂, 20 °C, 18 h; (v) **80**, K₂CO₃, DMF, 87 °C, 42 h; (vi) TBAF, THF, 20 °C, 4 h; (vii) NaH, DMF, 0-20 °C, 200 min; (viii) ArB(OH)₂, 2M Na₂CO₃, toluene, EtOH, DMF, Pd(dppf)Cl₂ under N₂, 90 °C, 140 min. Mitsunobu reaction of 6-bromo-3-pyridinol with known alcohol **184** (reported by Kim et al., 2001, via silylation and hydroboration of 2-methylene-1,3-propanediol), and acid-catalysed desilylation of the product (**185**) gave the diol **186**. Monosilylation of **186** gave alcohol **187**, which was converted into iodide **188**. Alkylation of 2-bromo-4(5)-nitroimidazole (**80**) with **188**, desilylation, and NaH-assisted ring closure of the resulting alcohol **190** gave bromide **191**. Suzuki couplings of **191** with arylboronic acids then gave compounds **68-70** of Table 1.

EXAMPLE 2. METHODS OF PREPARATION

[0064] A. Synthesis of 6-nitro-2-[[4-(trifluoromethoxy)phenoxy]methyl]-2,3-dihydroimidazo[2,1-b][1,3]oxazole (compound 1 of Table 1) by the method of Scheme 1.

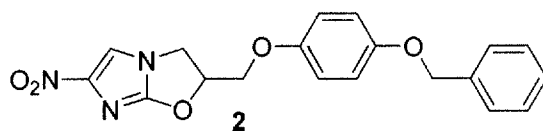


[0065] A mixture of 4-trifluoromethoxyphenol (0.152 mL, 1.17 mmol), K_2CO_3 (260 mg, 1.17 mmol) and 2-(bromomethyl)oxirane (**76**) (0.30 mL, 3.51 mmol) in anhydrous acetone (3 mL) was stirred in a sealed vial at 59 °C for 36 h. The resulting mixture was filtered, washing with CH_2Cl_2 , and then the filtrate was evaporated to dryness and the residue was chromatographed on silica gel. Elution with 0-15% CH_2Cl_2 /pentane firstly gave foreruns, and then further elution with 20-25% CH_2Cl_2 /pentane gave 2-[[4-(trifluoromethoxy)phenoxy]methyl]oxirane (**77**) (similarly prepared by Cao et al., WO 2008112483A2 using epichlorohydrin) (260 mg, 95%) as an oil; 1H NMR ($CDCl_3$) δ 7.14 (br dd, $J = 9.0, 0.6$ Hz, 2 H), 6.91 (dt, $J = 9.1, 3.0$ Hz, 2 H), 4.23 (dd, $J = 11.1, 3.1$ Hz, 1 H), 3.94 (dd, $J = 11.1, 5.7$ Hz, 1 H), 3.34 (m, 1 H), 2.91 (dd, $J = 4.8, 4.2$ Hz, 1 H), 2.75 (dd, $J = 4.9, 2.6$ Hz, 1 H).

[0066] A mixture of epoxide **77** (200 mg, 0.854 mmol), 2-bromo-4(5)-nitroimidazole (**80**) (180 mg, 0.938 mmol) and diisopropylethylamine (0.75 mL, 4.31 mmol) was stirred in a sealed vial at 105 °C for 6.5 h, and then cooled. The product was dissolved in CH_2Cl_2 (15 mL), washed with aqueous $NaHCO_3$ (15 mL) and the aqueous portion was further extracted with CH_2Cl_2 (4x 15 mL). The combined organic extracts were evaporated to dryness and the residue was chromatographed on silica gel. Elution with CH_2Cl_2 firstly gave foreruns, and then further elution with 0-1% EtOAc/ CH_2Cl_2 gave 1-(2-bromo-4-nitro-1*H*-imidazol-1-yl)-3-[4-(trifluoromethoxy)phenoxy]-2-propanol (**82**) (255 mg, 70%) as a white solid: mp (MeOH/ CH_2Cl_2 /hexane) 139-141 °C; 1H NMR [$(CD_3)_2SO$] δ 8.52 (s, 1 H), 7.30 (br dd, $J = 9.1, 0.7$ Hz, 2 H), 7.05 (dt, $J = 9.2, 3.1$ Hz, 2 H), 5.66 (br s, 1 H), 4.28 (dd, $J = 13.3, 3.3$ Hz, 1 H), 4.21 (m, 1 H), 4.13 (dd, $J = 13.3, 8.0$ Hz, 1 H), 4.01 (d, $J = 5.0$ Hz, 2 H). Anal. ($C_{13}H_{11}BrF_3N_3O_5$) C, H, N.

[0067] A solution of alcohol **82** (242 mg, 0.568 mmol) in anhydrous DMF (5 mL) under N₂ at 0 °C was treated with 60% NaH (36 mg, 0.90 mmol), then quickly degassed and resealed under N₂. After stirring at 0 °C for 45 min, the reaction was cooled (CO₂/acetone), quenched with ice/aqueous NaHCO₃ (15 mL), added to brine (40 mL), and extracted with CH₂Cl₂ (6x 50 mL). The combined extracts were evaporated to dryness and the residue was chromatographed on silica gel, eluting with CH₂Cl₂, to give **1** (171 mg, 87%) as a cream solid: mp (MeOH/CH₂Cl₂/hexane) 170-172 °C; ¹H NMR [(CD₃)₂SO] δ 8.16 (s, 1 H), 7.31 (br dd, *J* = 9.1, 0.8 Hz, 2 H), 7.05 (dt, *J* = 9.2, 3.1 Hz, 2 H), 5.74 (m, 1 H), 4.50 (dd, *J* = 10.8, 8.9 Hz, 1 H), 4.46 (dd, *J* = 11.5, 2.8 Hz, 1 H), 4.39 (dd, *J* = 11.5, 5.2 Hz, 1 H), 4.22 (dd, *J* = 10.8, 6.5 Hz, 1 H). Anal. (C₁₃H₁₀F₃N₃O₅) C, H, N.

[0068] B. Synthesis of 2-{{4-(benzyloxy)phenoxy}methyl}-6-nitro-2,3-dihydroimidazo[2,1-*b*][1,3]oxazole (compound **2 of Table 1) by the method of Scheme 1.**



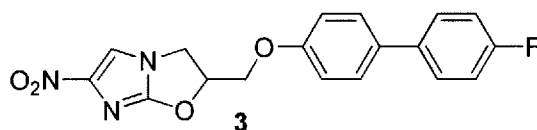
[0069] Alkylation of 4-(benzyloxy)phenol with 2-(bromomethyl)oxirane (**76**) as in Example 2A, followed by chromatography of the product on silica gel, eluting with 0-25% CH₂Cl₂/petroleum ether (foreruns) and then with 25% CH₂Cl₂/petroleum ether, gave 2-{{4-(benzyloxy)phenoxy}methyl}oxirane (**78**) (reported by Kopka et al., 2003 using epichlorohydrin) (79%) as a white solid: mp (CH₂Cl₂/pentane) 61-62 °C; ¹H NMR (CDCl₃) δ 7.44-7.28 (m, 5 H), 6.90 (dt, *J* = 9.3, 2.8 Hz, 2 H), 6.85 (dt, *J* = 9.3, 2.8 Hz, 2 H), 4.16 (dd, *J* = 11.1, 3.3 Hz, 1 H), 3.92 (dd, *J* = 11.1, 5.6 Hz, 1 H), 3.32 (m, 1 H), 2.89 (dd, *J* = 4.8, 4.3 Hz, 1 H), 2.73 (dd, *J* = 5.0, 2.7 Hz, 1 H).

[0070] Reaction of epoxide **78** with 2-bromo-4(5)-nitroimidazole (**80**) as in Example 2A for 12 h, followed by chromatography of the product on silica gel, eluting with CH₂Cl₂ (foreruns) and then with 1-2% EtOAc/CH₂Cl₂, gave 1-[4-(benzyloxy)phenoxy]-3-(2-bromo-4-nitro-1*H*-imidazol-1-yl)-2-propanol (**83**) (74%) as a pale yellow solid: mp (MeOH/CH₂Cl₂/hexane) 160-162 °C; ¹H NMR [(CD₃)₂SO] δ 8.50 (s, 1 H), 7.46-7.28 (m, 5 H),

6.94 (dt, $J = 9.2, 2.9$ Hz, 2 H), 6.88 (dt, $J = 9.2, 2.9$ Hz, 2 H), 5.60 (br d, $J = 4.6$ Hz, 1 H), 5.04 (s, 2 H), 4.27 (dd, $J = 13.0, 2.7$ Hz, 1 H), 4.16 (m, 1 H), 4.11 (dd, $J = 13.1, 8.2$ Hz, 1 H), 3.93 (dd, $J = 10.0, 4.8$ Hz, 1 H), 3.89 (dd, $J = 10.1, 5.3$ Hz, 1 H). Anal. ($C_{19}H_{18}BrN_3O_5$) C, H, N.

[0071] Ring closure of alcohol **83** with NaH as in Example 2A, followed by chromatography of the product on silica gel, eluting with CH_2Cl_2 (foreruns) and then with 1-2% MeOH/ CH_2Cl_2 , gave **2** (94%) as a cream solid: mp (CH_2Cl_2 /hexane) 208-210 °C; 1H NMR [$(CD_3)_2SO$] δ 8.15 (s, 1 H), 7.45-7.28 (m, 5 H), 6.95 (dt, $J = 9.2, 3.0$ Hz, 2 H), 6.88 (dt, $J = 9.2, 3.0$ Hz, 2 H), 5.70 (m, 1 H), 5.05 (s, 2 H), 4.48 (dd, $J = 10.7, 8.9$ Hz, 1 H), 4.35 (dd, $J = 11.6, 2.8$ Hz, 1 H), 4.28 (dd, $J = 11.6, 5.1$ Hz, 1 H), 4.20 (dd, $J = 10.8, 6.5$ Hz, 1 H). Anal. ($C_{19}H_{17}N_3O_5$) C, H, N.

[0072] C. Synthesis of 2-[(4'-fluoro[1,1'-biphenyl]-4-yl)oxy]methyl]-6-nitro-2,3-dihydroimidazo[2,1-*b*][1,3]oxazole (compound **3** of Table 1) by the method of Scheme 1.



[0073] Alkylation of 4-iodophenol with 2-(bromomethyl)oxirane (**76**) as in Example 2A for 52 h, followed by chromatography of the product on silica gel, eluting with 0-10% CH_2Cl_2 /petroleum ether (foreruns) and then with 20-25% CH_2Cl_2 /petroleum ether, gave 2-[(4-iodophenoxy)methyl]oxirane (**79**) (reported by Apparau et al., 2000 using glycidyl tosylate) (89%) as a white solid: mp (CH_2Cl_2 / petroleum ether) 67-68 °C; 1H NMR ($CDCl_3$) δ 7.56 (dt, $J = 9.0, 2.7$ Hz, 2 H), 6.70 (dt, $J = 9.0, 2.7$ Hz, 2 H), 4.20 (dd, $J = 11.1, 3.1$ Hz, 1 H), 3.92 (dd, $J = 11.1, 5.7$ Hz, 1 H), 3.33 (m, 1 H), 2.90 (dd, $J = 4.8, 4.3$ Hz, 1 H), 2.74 (dd, $J = 4.9, 2.6$ Hz, 1 H).

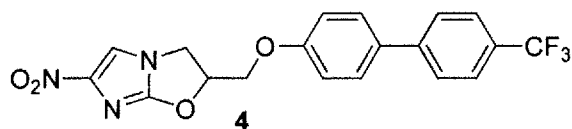
[0074] Reaction of epoxide **79** with 2-chloro-4(5)-nitroimidazole (**81**) and diisopropylethylamine as in Example 2A (but extracting the aqueous wash 6 times with 10% MeOH/ CH_2Cl_2), followed by chromatography of the product on silica gel, eluting with 0-0.5% MeOH/ CH_2Cl_2 (foreruns) and then with 0.5-1% MeOH/ CH_2Cl_2 , gave 1-(2-chloro-4-nitro-1*H*-imidazol-1-yl)-3-(4-iodophenoxy)-2-propanol (**84**) (83%) as a yellow solid: mp (MeOH/ H_2O)

174-176 °C; ¹H NMR [(CD₃)₂SO] δ 8.49 (s, 1 H), 7.60 (dt, *J* = 8.9, 2.7 Hz, 2 H), 6.81 (dt, *J* = 9.0, 2.7 Hz, 2 H), 5.66 (br s, 1 H), 4.28 (dd, *J* = 12.8, 2.6 Hz, 1 H), 4.19 (m, 1 H), 4.14 (dd, *J* = 12.9, 8.0 Hz, 1 H), 3.97 (d, *J* = 4.6 Hz, 2 H); HRESIMS calcd for C₁₂H₁₁ClIN₃NaO₄ *m/z* [M + Na]⁺ 447.9346, 445.9375, found 447.9322, 445.9366.

[0075] Ring closure of alcohol **84** with NaH as in Example 2A at 0 °C for 80 min and then at 17 °C for 60 min, followed by chromatography of the product on silica gel, eluting with 0-40% EtOAc/petroleum ether (foreruns) and then with 40% EtOAc/petroleum ether and 0-0.5% MeOH/CH₂Cl₂, gave 2-[(4-iodophenoxy)methyl]-6-nitro-2,3-dihydroimidazo[2,1-*b*][1,3]oxazole (**85**) (77%) as a pale yellow solid: mp (MeOH/CH₂Cl₂/hexane) 198-199 °C; ¹H NMR [(CD₃)₂SO] δ 8.15 (s, 1 H), 7.61 (dt, *J* = 8.9, 2.6 Hz, 2 H), 6.80 (dt, *J* = 9.0, 2.6 Hz, 2 H), 5.72 (m, 1 H), 4.49 (dd, *J* = 10.7, 9.0 Hz, 1 H), 4.41 (dd, *J* = 11.6, 2.7 Hz, 1 H), 4.35 (dd, *J* = 11.6, 5.2 Hz, 1 H), 4.20 (dd, *J* = 10.8, 6.5 Hz, 1 H). Anal. (C₁₂H₁₀IN₃O₄) C, H, N.

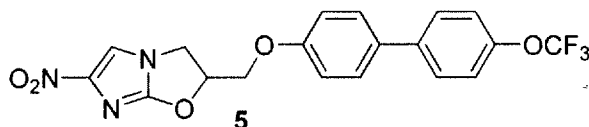
[0076] A stirred mixture of iodide **85** (250 mg, 0.646 mmol), 4-fluorophenylboronic acid (163 mg, 1.16 mmol) and Pd(dppf)Cl₂ (95 mg, 0.13 mmol) in DMF (5.6 mL), toluene (4.4 mL) and EtOH (2.5 mL) was degassed for 11 min (vacuum pump) and then N₂ was added. An aqueous solution of 2M Na₂CO₃ (1.3 mL, 2.6 mmol) was added by syringe and the stirred mixture was again degassed for 11 min, and then N₂ was added. The resulting mixture was stirred at 88 °C for 70 min, and then cooled, diluted with aqueous NaHCO₃ (50 mL) and extracted with CH₂Cl₂ (6x 50 mL). The extracts were evaporated to dryness and the residue was chromatographed on silica gel, eluting with 0-0.5% MeOH/CH₂Cl₂ (foreruns) and then with 0.5% MeOH/CH₂Cl₂, to give **3** (191 mg, 83%) as a pale brown solid: mp (MeOH/CH₂Cl₂/hexane) 224-226 °C; ¹H NMR [(CD₃)₂SO] δ 8.18 (s, 1 H), 7.65 (ddt, *J* = 8.9, 5.4, 2.7 Hz, 2 H), 7.59 (dt, *J* = 8.8, 2.6 Hz, 2 H), 7.25 (tt, *J* = 8.9, 2.7 Hz, 2 H), 7.03 (dt, *J* = 8.8, 2.6 Hz, 2 H), 5.76 (m, 1 H), 4.51 (dd, *J* = 10.8, 9.0 Hz, 1 H), 4.47 (dd, *J* = 11.6, 2.8 Hz, 1 H), 4.41 (dd, *J* = 11.6, 5.3 Hz, 1 H), 4.23 (dd, *J* = 10.8, 6.5 Hz, 1 H); APCI MS *m/z* 356 [M + H]⁺.

[0077] **D. Synthesis of 6-nitro-2-([4'-(trifluoromethyl)[1,1'-biphenyl]-4-yl]oxy)methyl)-2,3-dihydroimidazo[2,1-*b*][1,3]oxazole (compound 4 of Table 1) by the method of Scheme 1.**



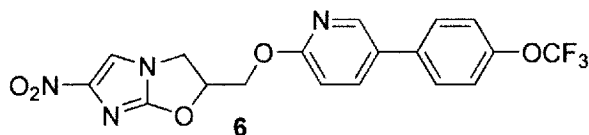
[0078] Suzuki coupling of iodide **85** and 4-(trifluoromethyl)phenylboronic acid as in Example 2C for 90 min, followed by chromatography of the product on silica gel, eluting with 0-0.5% MeOH/CH₂Cl₂ (foreruns) and then with 0.5% MeOH/CH₂Cl₂, gave **4** (77%) as a cream solid: mp (MeOH/CH₂Cl₂/hexane) 210-211 °C; ¹H NMR [(CD₃)₂SO] δ 8.19 (s, 1 H), 7.86 (br d, *J* = 8.2 Hz, 2 H), 7.77 (br d, *J* = 8.4 Hz, 2 H), 7.71 (dt, *J* = 8.8, 2.5 Hz, 2 H), 7.09 (dt, *J* = 8.9, 2.6 Hz, 2 H), 5.77 (m, 1 H), 4.52 (dd, *J* = 10.7, 9.0 Hz, 1 H), 4.50 (dd, *J* = 11.6, 2.8 Hz, 1 H), 4.43 (dd, *J* = 11.6, 5.3 Hz, 1 H), 4.24 (dd, *J* = 10.8, 6.5 Hz, 1 H); APCI MS *m/z* 406 [M + H]⁺.

[0079] E. Synthesis of 6-nitro-2-((4'-(trifluoromethoxy)[1,1'-biphenyl]-4-yl)oxy)methyl)-2,3-dihydroimidazo[2,1-*b*][1,3]oxazole (compound **5** of Table 1) by the method of Scheme 1.



[0080] Suzuki coupling of iodide **85** and 4-(trifluoromethoxy)phenylboronic acid as in Example 2C for 50 min, followed by chromatography of the product on silica gel, eluting with CH₂Cl₂, gave **5** (83%) as a pale pink solid: mp (CH₂Cl₂/hexane) 200-201 °C; ¹H NMR [(CD₃)₂SO] δ 8.18 (s, 1 H), 7.74 (br d, *J* = 8.8 Hz, 2 H), 7.64 (br d, *J* = 8.8 Hz, 2 H), 7.41 (br d, *J* = 8.1 Hz, 2 H), 7.06 (br d, *J* = 8.8 Hz, 2 H), 5.76 (m, 1 H), 4.52 (dd, *J* = 10.5, 9.0 Hz, 1 H), 4.49 (dd, *J* = 11.6, 2.6 Hz, 1 H), 4.42 (dd, *J* = 11.6, 5.2 Hz, 1 H), 4.23 (dd, *J* = 10.7, 6.5 Hz, 1 H). Anal. (C₁₉H₁₄F₃N₃O₅) C, H, N.

[0081] F. Synthesis of 6-nitro-2-((5-[4-(trifluoromethoxy)phenyl]-2-pyridinyl)oxy)methyl)-2,3-dihydroimidazo[2,1-*b*][1,3]oxazole (compound **6** of Table 1) by the method of Scheme 2.



[0082] A mixture of 2,4-dinitroimidazole (**86**) (2.02 g, 12.8 mmol) and *tert*-butyl(dimethyl)silyl 2-oxiranylmethyl ether (**87**) (3.84 g, 20.4 mmol) was stirred at 70 °C for 16 h. The resulting cooled mixture was diluted with EtOAc (300 mL) and washed with aqueous NaHCO₃ (3x 50 mL), water (2x 50 mL) and brine (50 mL), and then the solvent was removed. Chromatography of the residue on silica gel, eluting with 10-20% EtOAc/petroleum ether, gave 1-({*tert*-butyl(dimethyl)silyl}oxy)-3-(2,4-dinitro-1*H*-imidazol-1-yl)-2-propanol (**88**) (reported by Otera et al., US 2006063929A1, starting from 2,4-dinitroimidazole and glycidol) (2.63 g, 60%) as a yellow oil; ¹H NMR (CDCl₃) δ 8.01 (s, 1 H), 4.78 (dd, *J* = 13.9, 2.9 Hz, 1 H), 4.46 (dd, *J* = 14.0, 8.3 Hz, 1 H), 4.08 (m, 1 H), 3.76 (dd, *J* = 10.4, 4.6 Hz, 1 H), 3.67 (dd, *J* = 10.5, 5.0 Hz, 1 H), 2.60 (br s, 1 H), 0.92 (s, 9 H), 0.11 (s, 6 H); APCI MS *m/z* 300 [M + H – HNO₂]⁺.

[0083] A solution of alcohol **88** (2.04 g, 5.89 mmol) in anhydrous DMF (20 mL) under N₂ at -20 °C was treated with 60% NaH (0.34 g, 8.50 mmol). After stirring at -20 to -10 °C for 50 min, the reaction was quenched with EtOAc and water (150 mL), and extracted with EtOAc (500 mL). The extract was washed with water (2x 100 mL) and brine (100 mL), backextracting with EtOAc (100 mL), and then the solvent was removed. Chromatography of the residue on silica gel, eluting with 40-67% EtOAc/petroleum ether, gave 2-({*tert*-butyl(dimethyl)silyl}oxy)methyl)-6-nitro-2,3-dihydroimidazo[2,1-*b*][1,3]oxazole (**89**) (1.13 g, 64%) as a pale yellow solid: mp (EtOAc/petroleum ether) 142-144 °C; ¹H NMR (CDCl₃) δ 7.52 (s, 1 H), 5.33 (m, 1 H), 4.29 (d, *J* = 7.2 Hz, 2 H), 4.05 (dd, *J* = 11.9, 3.5 Hz, 1 H), 3.86 (dd, *J* = 11.9, 2.8 Hz, 1 H), 0.81 (s, 9 H), 0.08, 0.03 (2s, 2x 3 H). Anal. (C₁₂H₂₁N₃O₄Si) C, H, N.

[0084] A suspension of silyl ether **89** (503 mg, 1.68 mmol) in a solution of 1% HCl in 95% EtOH (desilylation conditions described by Cunico et al., 1980) (27 mL) was stirred at room temperature for 6 h, and then stored at 4 °C for 2.5 d. The resulting solution was neutralised by dropwise addition of 7M NH₃ in MeOH (2 mL) with stirring, and then concentrated to dryness and the residue was chromatographed on silica gel. Elution with 0-2% MeOH/CH₂Cl₂ firstly gave

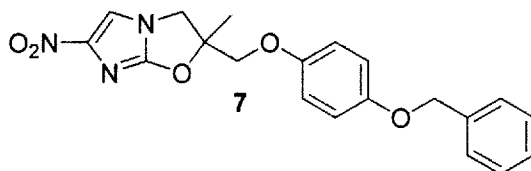
foreruns, and then further elution with 2-5% MeOH/CH₂Cl₂ gave (6-nitro-2,3-dihydroimidazo[2,1-*b*][1,3]oxazol-2-yl)methanol (**90**) (reported by Sehgal et al., 1981 via reaction of 2,4-dinitroimidazole and glycidol) (299 mg, 97%) as a white solid (after trituration with CH₂Cl₂): mp (CH₂Cl₂) 166-169 °C; ¹H NMR [(CD₃)₂SO] δ 8.10 (s, 1 H), 5.40 (m, 1 H), 5.27 (t, *J* = 5.6 Hz, 1 H), 4.36 (dd, *J* = 10.5, 8.8 Hz, 1 H), 4.11 (dd, *J* = 10.5, 6.4 Hz, 1 H), 3.80 (ddd, *J* = 12.8, 5.4, 3.0 Hz, 1 H), 3.65 (dd, *J* = 12.8, 5.8, 3.9 Hz, 1 H). Anal. (C₆H₇N₃O₄) C, H, N.

[0085] A stirred mixture of 4-(trifluoromethoxy)phenylboronic acid (1.55 g, 7.53 mmol) and Pd(dppf)Cl₂ (367 mg, 0.502 mmol) in toluene (50 mL) and EtOH (25 mL) was degassed for 15 min (vacuum pump) and then N₂ was added. An aqueous solution of 2M Na₂CO₃ (12.5 mL, 25.0 mmol) was added by syringe and the stirred mixture was again degassed for 15 min, and then N₂ was added, followed by 5-bromo-2-fluoropyridine (**91**) (0.53 mL, 5.15 mmol). The resulting mixture was stirred at 85-88 °C for 3 h, and then cooled, diluted with aqueous NaHCO₃ (100 mL) and extracted with CH₂Cl₂ (4x 100 mL). The extracts were evaporated to dryness and the residue was chromatographed on silica gel. Elution with 0-10% CH₂Cl₂/petroleum ether firstly gave foreruns, and then further elution with 10-20% CH₂Cl₂/petroleum ether gave 2-fluoro-5-[4-(trifluoromethoxy)phenyl]pyridine (**92**) (1.32 g, 100%) as a white solid: mp (CH₂Cl₂/petroleum ether) 58-60 °C; ¹H NMR (CDCl₃) δ 8.40 (d, *J* = 2.5 Hz, 1 H), 7.94 (ddd, *J* = 8.4, 7.6, 2.6 Hz, 1 H), 7.55 (dt, *J* = 8.8, 2.5 Hz, 2 H), 7.33 (br d, *J* = 8.0 Hz, 2 H), 7.02 (dd, *J* = 8.5, 3.0 Hz, 1 H); HRESIMS calcd for C₁₂H₈F₄NO *m/z* (MH⁺) 258.0537, found 258.0531.

[0086] A mixture of alcohol **90** (300 mg, 1.62 mmol) and fluoropyridine **92** (1.255 g, 4.88 mmol) in anhydrous DMF (6 mL) under N₂ at 0 °C was treated with 60% NaH (96 mg, 2.40 mmol), then quickly degassed and resealed under N₂. After stirring at room temperature for 2.5 h, the reaction was cooled (CO₂/acetone), quenched with ice/aqueous NaHCO₃ (10 mL), added to brine (40 mL), and extracted with CH₂Cl₂ (6x 50 mL). The combined extracts were evaporated to dryness and the residue was chromatographed on silica gel. Elution with 0-20% CH₂Cl₂/petroleum ether firstly gave foreruns (including recovered **92**), and then further elution with CH₂Cl₂ gave **6** (5.5 mg, 0.8%) as a cream solid: mp (CH₂Cl₂/pentane) 127-130 °C; ¹H NMR (CDCl₃) δ 8.32 (dd, *J* = 2.5, 0.7 Hz, 1 H), 7.80 (dd, *J* = 8.5, 2.5 Hz, 1 H), 7.58 (s, 1 H), 7.53 (dt, *J* = 8.8, 2.5 Hz, 2 H),

7.31 (br dd, $J = 8.7, 0.8$ Hz, 2 H), 6.83 (dd, $J = 8.6, 0.7$ Hz, 1 H), 5.69 (m, 1 H), 4.80 (dd, $J = 12.4, 4.0$ Hz, 1 H), 4.75 (dd, $J = 12.4, 4.1$ Hz, 1 H), 4.45 (dd, $J = 10.2, 8.7$ Hz, 1 H), 4.35 (dd, $J = 10.2, 6.5$ Hz, 1 H); APCI MS m/z 423 $[M + H]^+$.

[0087] G. Synthesis of 2-{{4-(benzyloxy)phenoxy}methyl}-2-methyl-6-nitro-2,3-dihydroimidazo[2,1-*b*][1,3]oxazole (compound 7 of Table 1) by the method of Scheme 3.



[0088] A mixture of 4-(benzyloxy)phenol (2.01 g, 10.1 mmol), K_2CO_3 (1.60 g, 11.6 mmol) and 3-chloro-2-methylpropene (**93**) (2.00 mL, 20.4 mmol) in anhydrous acetone (2.5 mL) was stirred in a sealed vial at 58 °C for 24 h. The resulting mixture was filtered, washing with CH_2Cl_2 , and then the filtrate was evaporated to dryness and the residue was chromatographed on silica gel. Elution with petroleum ether firstly gave foreruns, and then further elution with 25% CH_2Cl_2 /petroleum ether gave 1-(benzyloxy)-4-[(2-methyl-2-propenyl)oxy]benzene (**94**) (Karrer, F. DE 2312518) (1.74 g, 68%) as a white solid: mp (CH_2Cl_2 /hexane) 62-64 °C; 1H NMR ($CDCl_3$) δ 7.45-7.29 (m, 5 H), 6.90 (dt, $J = 9.3, 2.8$ Hz, 2 H), 6.85 (dt, $J = 9.3, 2.8$ Hz, 2 H), 5.08 (m, 1 H), 5.01 (s, 2 H), 4.79 (m, 1 H), 4.38 (s, 2 H), 1.82 (s, 3 H).

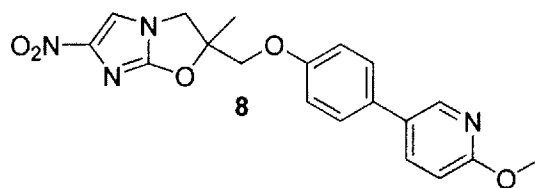
[0089] 3-Chloroperbenzoic acid (1.43 g of 50%, 4.14 mmol) was added to an ice-cooled mixture of **94** (500 mg, 1.97 mmol) and powdered Na_2HPO_4 (974 mg, 6.86 mmol) in CH_2Cl_2 (20 mL), and the resulting mixture was stirred at room temperature for 3.5 h. Cold aqueous Na_2SO_3 (50 mL of 10%) was added, and the mixture was extracted with CH_2Cl_2 (3x 50 mL). The extracts were sequentially washed with cold aqueous Na_2SO_3 (50 mL of 10%), aqueous $NaHCO_3$ (50 mL) and brine (50 mL). The combined extracts were then evaporated to dryness and the residue was chromatographed on silica gel. Elution with 25% CH_2Cl_2 /petroleum ether firstly gave foreruns, and then further elution with 25-33% CH_2Cl_2 /petroleum ether gave 2-{{4-(benzyloxy)phenoxy}methyl}-2-methyloxirane (**95**) (460 mg, 87%) as a white solid: mp (CH_2Cl_2 /pentane) 105-107 °C; 1H NMR ($CDCl_3$) δ 7.44-7.28 (m, 5 H), 6.90 (dt, $J = 9.3, 2.9$ Hz,

2 H), 6.85 (dt, $J = 9.3, 2.9$ Hz, 2 H), 5.01 (s, 2 H), 3.97 (d, $J = 10.5$ Hz, 1 H), 3.90 (d, $J = 10.5$ Hz, 1 H), 2.85 (d, $J = 4.8$ Hz, 1 H), 2.71 (d, $J = 4.8$ Hz, 1 H), 1.47 (s, 3 H). Anal. (C₁₇H₁₈O₃) C, H, N.

[0090] Reaction of epoxide **95** with 2-bromo-4(5)-nitroimidazole (**80**) as in Example 2A at 107 °C for 14 h, followed by chromatography of the product on silica gel, eluting with CH₂Cl₂ (foreruns) and then with 0-1% EtOAc/CH₂Cl₂, gave 1-[4-(benzyloxy)phenoxy]-3-(2-bromo-4-nitro-1*H*-imidazol-1-yl)-2-methyl-2-propanol (**98**) (86%) as a pale yellow solid: mp (MeOH/CH₂Cl₂/hexane) 148-150 °C; ¹H NMR [(CD₃)₂SO] δ 8.31 (s, 1 H), 7.45-7.28 (m, 5 H), 6.94 (dt, $J = 9.2, 3.0$ Hz, 2 H), 6.87 (dt, $J = 9.2, 3.0$ Hz, 2 H), 5.41 (s, 1 H), 5.04 (s, 2 H), 4.22 (d, $J = 14.3$ Hz, 1 H), 4.15 (d, $J = 14.3$ Hz, 1 H), 3.76 (d, $J = 9.5$ Hz, 1 H), 3.72 (d, $J = 9.4$ Hz, 1 H), 1.19 (s, 3 H). Anal. (C₂₀H₂₀BrN₃O₅) C, H, N.

[0091] Ring closure of alcohol **98** with NaH as in Example 2A for 50 min, followed by chromatography of the product on silica gel, eluting with CH₂Cl₂ (foreruns) and then with 0-1% EtOAc/CH₂Cl₂, gave **7** (92%) as a pale yellow solid: mp (CH₂Cl₂/hexane) 162-165 °C; ¹H NMR (CDCl₃) δ 7.54 (s, 1 H), 7.43-7.28 (m, 5 H), 6.89 (dt, $J = 9.1, 3.0$ Hz, 2 H), 6.78 (dt, $J = 9.1, 3.1$ Hz, 2 H), 5.01 (s, 2 H), 4.48 (d, $J = 10.2$ Hz, 1 H), 4.17 (d, $J = 10.1$ Hz, 1 H), 4.03 (d, $J = 10.2$ Hz, 1 H), 4.00 (d, $J = 10.2$ Hz, 1 H), 1.76 (s, 3 H). Anal. (C₂₀H₁₉N₃O₅) C, H, N.

[0092] H. Synthesis of 2-{{4-(6-methoxy-3-pyridinyl)phenoxy}methyl}-2-methyl-6-nitro-2,3-dihydroimidazo[2,1-*b*][1,3]oxazole (compound **8** of Table 1) by the method of Scheme 3.



[0093] A mixture of 4-iodophenol (2.00 g, 9.09 mmol), powdered K₂CO₃ (2.54 g, 18.4 mmol), NaI (364 mg, 2.43 mmol) and 2-(chloromethyl)-2-methyloxirane (**97**) (0.90 mL, 9.31 mmol) in anhydrous DMF (5 mL) was stirred in a sealed vial at 70 °C for 15 h. Further 2-

(chloromethyl)-2-methyloxirane (**97**) (0.18 mL, 1.86 mmol) was added and the mixture was then stirred at 73 °C for 17 h. The cooled mixture was added to ice/aqueous NaHCO₃ (100 mL) and extracted with Et₂O (5x 100 mL). The extracts were washed with water (100 mL) and then evaporated to dryness and the residue was chromatographed on silica gel. Elution with 0-15% CH₂Cl₂/petroleum ether firstly gave foreruns, and then further elution with 15-20% CH₂Cl₂/petroleum ether gave 2-[(4-iodophenoxy)methyl]-2-methyloxirane (**96**) (1.81 g, 69%) as a white solid: mp (CH₂Cl₂/pentane) 40-41 °C; ¹H NMR (CDCl₃) δ 7.55 (dt, *J* = 9.0, 2.7 Hz, 2 H), 6.70 (dt, *J* = 9.0, 2.7 Hz, 2 H), 4.01 (d, *J* = 10.5 Hz, 1 H), 3.90 (d, *J* = 10.5 Hz, 1 H), 2.85 (d, *J* = 4.7 Hz, 1 H), 2.72 (d, *J* = 4.7 Hz, 1 H), 1.47 (s, 3 H). Anal. (C₁₀H₁₁IO₂) C, H, N.

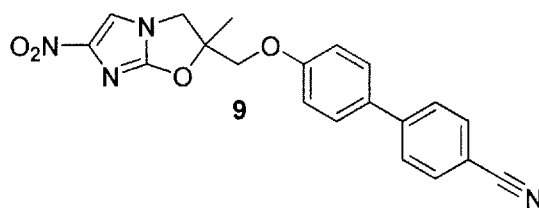
[0094] Reaction of epoxide **96** with 2-bromo-4(5)-nitroimidazole (**80**) as in Example 2A at 107 °C for 15 h, followed by chromatography of the product on silica gel, eluting with CH₂Cl₂ (foreruns) and then with 0-1% EtOAc/CH₂Cl₂, gave 1-(2-bromo-4-nitro-1*H*-imidazol-1-yl)-3-(4-iodophenoxy)-2-methyl-2-propanol (**99**) (85%) as a foam (after trituration in Et₂O/pentane); ¹H NMR (CDCl₃) δ 8.04 (s, 1 H), 7.59 (dt, *J* = 9.0, 2.7 Hz, 2 H), 6.66 (dt, *J* = 9.0, 2.7 Hz, 2 H), 4.27 (d, *J* = 14.5 Hz, 1 H), 4.16 (d, *J* = 14.5 Hz, 1 H), 3.86 (d, *J* = 9.2 Hz, 1 H), 3.82 (d, *J* = 9.2 Hz, 1 H), 2.44 (s, 1 H), 1.35 (s, 3 H). Anal. (C₁₃H₁₃BrIN₃O₄·0.1Et₂O) C, H, N.

[0095] Ring closure of alcohol **99** with NaH as in Example 2A for 75 min, followed by chromatography of the product on silica gel, eluting with CH₂Cl₂, gave 2-[(4-iodophenoxy)methyl]-2-methyl-6-nitro-2,3-dihydroimidazo[2,1-*b*][1,3]oxazole (**100**) (92%) as a cream solid: mp (MeOH/CH₂Cl₂/hexane) 181-183 °C; ¹H NMR (CDCl₃) δ 7.57 (dt, *J* = 9.0, 2.7 Hz, 2 H), 7.54 (s, 1 H), 6.63 (dt, *J* = 9.0, 2.7 Hz, 2 H), 4.46 (d, *J* = 10.2 Hz, 1 H), 4.20 (d, *J* = 10.1 Hz, 1 H), 4.05 (d, *J* = 9.9 Hz, 1 H), 4.03 (d, *J* = 10.1 Hz, 1 H), 1.78 (s, 3 H). Anal. (C₁₃H₁₂IN₃O₄) C, H, N.

[0096] A stirred mixture of iodide **100** (40.1 mg, 0.100 mmol), 6-methoxy-3-pyridinylboronic acid (23.8 mg, 0.156 mmol) and Pd(dppf)Cl₂ (7.3 mg, 9.98 μmol) in toluene (1.7 mL) and EtOH (0.6 mL) was degassed for 4 min (vacuum pump) and then N₂ was added. An aqueous solution of 2M Na₂CO₃ (0.30 mL, 0.60 mmol) was added by syringe and the stirred mixture was again degassed for 4 min, and then N₂ was added. The resulting mixture was stirred

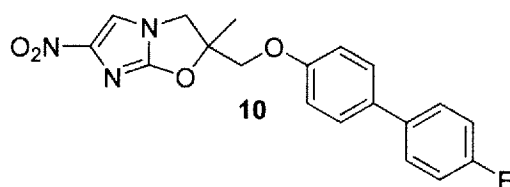
at 90 °C for 45 min, and then cooled, diluted with aqueous NaHCO₃ (50 mL) and extracted with CH₂Cl₂ (4x 50 mL). The extracts were evaporated to dryness and the residue was chromatographed on silica gel. Elution with 0-3% EtOAc/CH₂Cl₂ firstly gave foreruns, and then further elution with 4% EtOAc/CH₂Cl₂ gave **8** (32 mg, 84%) as a cream solid: mp (MeOH/CH₂Cl₂/pentane) 217-219 °C; ¹H NMR (CDCl₃) δ 8.32 (br d, *J* = 2.2 Hz, 1 H), 7.72 (dd, *J* = 8.6, 2.6 Hz, 1 H), 7.56 (s, 1 H), 7.44 (dt, *J* = 8.8, 2.5 Hz, 2 H), 6.92 (dt, *J* = 8.8, 2.5 Hz, 2 H), 6.79 (d, *J* = 8.5 Hz, 1 H), 4.51 (d, *J* = 10.2 Hz, 1 H), 4.27 (d, *J* = 10.1 Hz, 1 H), 4.13 (d, *J* = 10.1 Hz, 1 H), 4.05 (d, *J* = 10.2 Hz, 1 H), 3.97 (s, 3 H), 1.80 (s, 3 H). Anal. (C₁₉H₁₈N₄O₅) C, H, N.

[0097] I. Synthesis of 4'-[(2-methyl-6-nitro-2,3-dihydroimidazo[2,1-*b*][1,3]oxazol-2-yl)methoxy][1,1'-biphenyl]-4-carbonitrile (compound **9** of Table 1) by the method of Scheme 3.



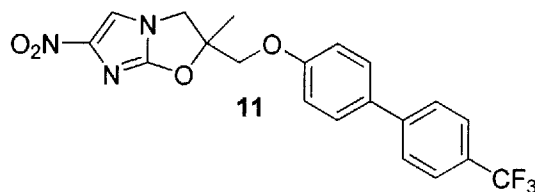
[0098] Suzuki coupling of iodide **100** and 4-cyanophenylboronic acid as in Example 2H, followed by chromatography of the product on silica gel, eluting with 0-0.5% EtOAc/CH₂Cl₂ (foreruns) and then with 0.5-1% EtOAc/CH₂Cl₂, gave **9** (45%) as a cream solid: mp (CH₂Cl₂/pentane) 180-181 °C; ¹H NMR (CDCl₃) δ 7.70 (dt, *J* = 8.6, 1.8 Hz, 2 H), 7.62 (dt, *J* = 8.6, 1.8 Hz, 2 H), 7.56 (s, 1 H), 7.53 (dt, *J* = 8.9, 2.6 Hz, 2 H), 6.95 (dt, *J* = 8.9, 2.6 Hz, 2 H), 4.51 (d, *J* = 10.2 Hz, 1 H), 4.30 (d, *J* = 10.2 Hz, 1 H), 4.15 (d, *J* = 10.2 Hz, 1 H), 4.06 (d, *J* = 10.2 Hz, 1 H), 1.81 (s, 3 H). Anal. (C₂₀H₁₆N₄O₄) C, H, N.

[0099] J. Synthesis of 2-[[[(4'-fluoro[1,1'-biphenyl]-4-yl)oxy]methyl]-2-methyl-6-nitro-2,3-dihydroimidazo[2,1-*b*][1,3]oxazole (compound **10** of Table 1) by the method of Scheme 3.



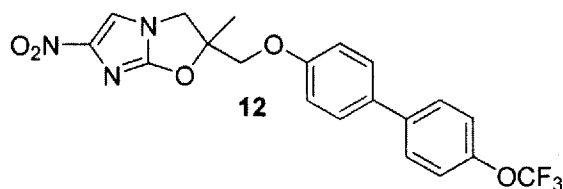
[00100] Suzuki coupling of iodide **100** and 4-fluorophenylboronic acid as in Example 2H, followed by chromatography of the product on silica gel, eluting with CH₂Cl₂ (foreruns) and then with 0-1% EtOAc/CH₂Cl₂, gave **10** (84%) as a cream solid: mp (MeOH/CH₂Cl₂/pentane) 180-181 °C; ¹H NMR (CDCl₃) δ 7.56 (s, 1 H), 7.50-7.43 (m, 4 H), 7.10 (tt, *J* = 8.7, 2.6 Hz, 2 H), 6.91 (dt, *J* = 8.8, 2.6 Hz, 2 H), 4.51 (d, *J* = 10.2 Hz, 1 H), 4.27 (d, *J* = 10.1 Hz, 1 H), 4.13 (d, *J* = 10.1 Hz, 1 H), 4.05 (d, *J* = 10.2 Hz, 1 H), 1.80 (s, 3 H). Anal. (C₁₉H₁₆FN₃O₄) C, H, N.

[0100] **K. Synthesis of 2-methyl-6-nitro-2-((4'-(trifluoromethyl)[1,1'-biphenyl]-4-yl)oxy)methyl)-2,3-dihydroimidazo[2,1-*b*][1,3]oxazole (compound **11** of Table 1) by the method of Scheme 3.**



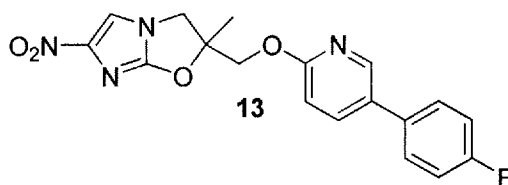
[0101] Suzuki coupling of iodide **100** and 4-(trifluoromethyl)phenylboronic acid as in Example 2H, followed by chromatography of the product on silica gel, eluting with 0-0.5% EtOAc/CH₂Cl₂ (foreruns) and then with 0.5% EtOAc/CH₂Cl₂, gave **11** (88%) as a cream solid: mp (CH₂Cl₂/pentane) 219-220 °C; ¹H NMR (CDCl₃) δ 7.67 (d, *J* = 8.5 Hz, 2 H), 7.63 (d, *J* = 8.5 Hz, 2 H), 7.56 (s, 1 H), 7.53 (dt, *J* = 8.8, 2.5 Hz, 2 H), 6.95 (dt, *J* = 8.8, 2.5 Hz, 2 H), 4.51 (d, *J* = 10.2 Hz, 1 H), 4.29 (d, *J* = 10.1 Hz, 1 H), 4.14 (d, *J* = 10.1 Hz, 1 H), 4.06 (d, *J* = 10.2 Hz, 1 H), 1.81 (s, 3 H). Anal. (C₂₀H₁₆F₃N₃O₄) C, H, N.

[0102] **L. Synthesis of 2-methyl-6-nitro-2-((4'-(trifluoromethoxy)[1,1'-biphenyl]-4-yl)oxy)methyl)-2,3-dihydroimidazo[2,1-*b*][1,3]oxazole (compound **12** of Table 1) by the method of Scheme 3.**



[0103] Suzuki coupling of iodide **100** and 4-(trifluoromethoxy)phenylboronic acid as in Example 2H, followed by chromatography of the product on silica gel, eluting with CH₂Cl₂, gave **12** (90%) as a cream solid: mp (MeOH/CH₂Cl₂/pentane) 209-211 °C; ¹H NMR (CDCl₃) δ 7.56 (s, 1 H), 7.53 (dt, *J* = 8.8, 2.5 Hz, 2 H), 7.48 (dt, *J* = 8.8, 2.5 Hz, 2 H), 7.26 (m, 2 H), 6.92 (dt, *J* = 8.8, 2.5 Hz, 2 H), 4.51 (d, *J* = 10.2 Hz, 1 H), 4.28 (d, *J* = 10.1 Hz, 1 H), 4.13 (d, *J* = 10.1 Hz, 1 H), 4.05 (d, *J* = 10.2 Hz, 1 H), 1.81 (s, 3 H). Anal. (C₂₀H₁₆F₃N₃O₅) C, H, N.

[0104] M. Synthesis of 2-((5-(4-fluorophenyl)pyridinyl)oxy)methyl)-2-methyl-6-nitro-2,3-dihydroimidazo[2,1-*b*][1,3]oxazole (compound **13** of Table 1) by the method of Scheme 4.



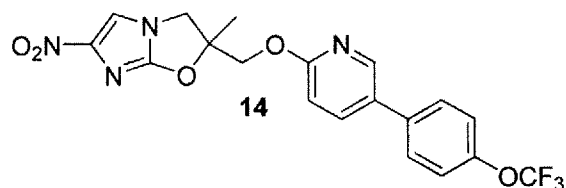
[0105] Trifluoroacetic acid (25.4 mL, 0.342 mol) was added dropwise to a stirred mixture of 2-((4-(benzyloxy)benzyl)oxy)methyl)-2-methyl-6-nitro-2,3-dihydroimidazo[2,1-*b*][1,3]oxazole (**26**) (see Example 2Z) (2.53 g, 6.40 mmol) and anisole (7.0 mL, 64 mmol) in CH₂Cl₂ (100 mL) (water bath cooling). After stirring at room temperature for 4 h, the solvents were removed by blowing under a stream of N₂. The oily residue was treated with excess solid NaHCO₃, then diluted with 15% MeOH/CH₂Cl₂ (100 mL), and the mixture was stirred at room temperature for 30 min and then filtered. The filtrate was evaporated to dryness and the residue was chromatographed on silica gel. Elution with 0-1% MeOH/CH₂Cl₂ firstly gave foreruns, and then further elution with 1-2% MeOH/CH₂Cl₂ gave (2-methyl-6-nitro-2,3-dihydroimidazo[2,1-*b*][1,3]oxazol-2-yl)methanol (**101**) (reported by Tsubouchi et al., WO 2004033463A1 via 3 steps, starting from 2-chloro-4(5)-nitroimidazole (**81**) and 2-[(methoxymethoxy)methyl]-2-methyloxirane) (1.215 g, 95%) as a cream solid: mp (MeOH/CH₂Cl₂/hexane) 174-176 °C; ¹H

NMR [(CD₃)₂SO] δ 8.09 (s, 1 H), 5.41 (t, J = 5.7 Hz, 1 H), 4.24 (d, J = 10.6 Hz, 1 H), 4.03 (d, J = 10.7 Hz, 1 H), 3.64 (dd, J = 12.2, 5.6 Hz, 1 H), 3.54 (dd, J = 12.2, 5.9 Hz, 1 H), 1.51 (s, 3 H).
Anal. (C₇H₉N₃O₄) C, H, N.

[0106] 5-Bromo-2-fluoropyridine (**91**) (0.25 mL, 2.43 mmol) was added to a solution of alcohol **101** (200 mg, 1.01 mmol) in anhydrous DMF (4.5 mL) under N₂ at 0 °C. The resulting mixture was treated with 60% NaH (64 mg, 1.60 mmol), then quickly degassed and resealed under N₂. Further 5-bromo-2-fluoropyridine (**91**) (0.25 mL, 2.43 mmol) was added and the mixture was stirred at room temperature for 2 h, and then cooled (CO₂/acetone), quenched with ice/aqueous NaHCO₃ (15 mL), added to brine (40 mL) and extracted with CH₂Cl₂ (8x 40 mL). The combined extracts were evaporated to dryness and the residue was chromatographed on silica gel. Elution with CH₂Cl₂ firstly gave foreruns, and then further elution with 0-1.5% EtOAc/CH₂Cl₂ gave 2-[[[(5-bromo-2-pyridinyl)oxy]methyl]-2-methyl-6-nitro-2,3-dihydroimidazo[2,1-*b*][1,3]oxazole (**102**) (130 mg, 36%) as a cream solid: mp (CH₂Cl₂/hexane) 151-153 °C; ¹H NMR (CDCl₃) δ 8.17 (dd, J = 2.5, 0.5 Hz, 1 H), 7.68 (dd, J = 8.8, 2.5 Hz, 1 H), 7.52 (s, 1 H), 6.60 (dd, J = 8.7, 0.6 Hz, 1 H), 4.58 (d, J = 12.0 Hz, 1 H), 4.50 (d, J = 12.0 Hz, 1 H), 4.41 (d, J = 10.2 Hz, 1 H), 4.01 (d, J = 10.2 Hz, 1 H), 1.76 (s, 3 H). Anal. (C₁₂H₁₁BrN₄O₄) C, H, N.

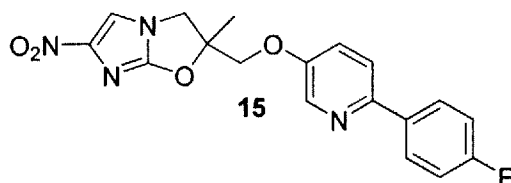
[0107] A stirred mixture of bromide **102** (77.2 mg, 0.217 mmol), 4-fluorophenylboronic acid (58 mg, 0.415 mmol) and Pd(dppf)Cl₂ (43.5 mg, 59.4 μ mol) in DMF (2.3 mL), toluene (1.6 mL) and EtOH (1.1 mL) was degassed for 9 min (vacuum pump) and then N₂ was added. An aqueous solution of 2M Na₂CO₃ (0.55 mL, 1.1 mmol) was added by syringe and the stirred mixture was again degassed for 9 min, and then N₂ was added. The resulting mixture was stirred at 90 °C for 3 h, and then cooled, diluted with aqueous NaHCO₃ (50 mL) and extracted with CH₂Cl₂ (6x 50 mL). The extracts were evaporated to dryness and the residue was chromatographed on silica gel. Elution with 0-1% EtOAc/CH₂Cl₂ firstly gave foreruns, and then further elution with 1-2% EtOAc/CH₂Cl₂ gave **13** (60 mg, 74%) as a cream solid: mp (CH₂Cl₂/hexane) 162-164 °C; ¹H NMR (CDCl₃) δ 8.28 (dd, J = 2.5, 0.6 Hz, 1 H), 7.76 (dd, J = 8.5, 2.5 Hz, 1 H), 7.55 (s, 1 H), 7.46 (ddt, J = 8.9, 5.2, 2.6 Hz, 2 H), 7.14 (tt, J = 8.7, 2.6 Hz, 2 H), 6.75 (dd, J = 8.5, 0.7 Hz, 1 H), 4.67 (d, J = 11.9 Hz, 1 H), 4.58 (d, J = 11.9 Hz, 1 H), 4.47 (d, J = 10.2 Hz, 1 H), 4.04 (d, J = 10.2 Hz, 1 H), 1.79 (s, 3 H); APCI MS m/z 371 [M + H]⁺.

[0108] N. Synthesis of 2-methyl-6-nitro-2-((5-[4-(trifluoromethoxy)phenyl]-2-pyridinyl)oxy)methyl)-2,3-dihydroimidazo[2,1-*b*][1,3]oxazole (compound 14 of Table 1) by the method of Scheme 4.



[0109] Suzuki coupling of bromide 102 and 4-(trifluoromethoxy)phenylboronic acid as in Example 2M, followed by chromatography of the product on silica gel, eluting with CH₂Cl₂, gave 14 (80%) as a cream solid: mp (CH₂Cl₂/pentane) 172-174 °C; ¹H NMR (CDCl₃) δ 8.31 (d, *J* = 2.1 Hz, 1 H), 7.78 (dd, *J* = 8.6, 2.5 Hz, 1 H), 7.55 (s, 1 H), 7.52 (br d, *J* = 8.8 Hz, 2 H), 7.30 (br d, *J* = 8.2 Hz, 2 H), 6.76 (d, *J* = 8.7 Hz, 1 H), 4.68 (d, *J* = 11.9 Hz, 1 H), 4.58 (d, *J* = 11.9 Hz, 1 H), 4.47 (d, *J* = 10.2 Hz, 1 H), 4.04 (d, *J* = 10.2 Hz, 1 H), 1.80 (s, 3 H). Anal. (C₁₉H₁₅F₃N₄O₅) C, H, N.

[0110] O. Synthesis of 2-((6-(4-fluorophenyl)-3-pyridinyl)oxy)methyl)-2-methyl-6-nitro-2,3-dihydroimidazo[2,1-*b*][1,3]oxazole (compound 15 of Table 1) by the method of Scheme 5.

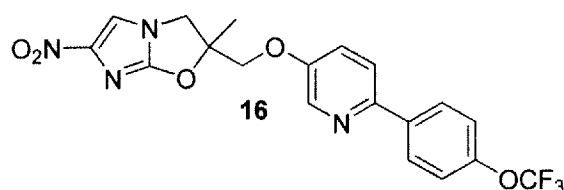


[0111] A mixture of 2-bromo-1-[(2-methyl-2-oxiranyl)methyl]-4-nitro-1*H*-imidazole (105) (obtained in 2 steps from 80, via epoxidation of the corresponding alkene, as reported by Ding et al., WO 2008008480A2) (1.011 g, 3.86 mmol) and 6-bromo-3-pyridinol (615 mg, 3.53 mmol) in anhydrous DMF (12 mL) under N₂ at 0 °C was treated with 60% NaH (180 mg, 4.50 mmol), then quickly degassed and resealed under N₂. After stirring at room temperature for 10 min, and then at 50 °C for 4 h, the reaction was cooled (CO₂/acetone), quenched with ice/aqueous NaHCO₃ (20 mL), added to brine (100 mL), and extracted with CH₂Cl₂ (6x 100 mL). The combined

extracts were evaporated to dryness and the residue was chromatographed on silica gel. Elution with 0-50% EtOAc/petroleum ether firstly gave foreruns, and then further elution with 50-75% EtOAc/petroleum ether and EtOAc gave a crude solid, which was further chromatographed on silica gel. Elution with CH₂Cl₂ firstly gave foreruns, and then further elution with 0.3-0.5% MeOH/CH₂Cl₂ gave 2-{{(6-bromo-3-pyridinyl)oxy)methyl}-2-methyl-6-nitro-2,3-dihydroimidazo[2,1-*b*][1,3]oxazole (**106**) (reported by Ding et al., WO 2009120789A1 from **105** via a similar procedure) (564 mg, 45%) as a cream solid: mp (MeOH/CH₂Cl₂/hexane) 148-150 °C; ¹H NMR [(CD₃)₂SO] δ 8.14 (s, 1 H), 8.10 (dd, *J* = 3.2, 0.3 Hz, 1 H), 7.56 (dd, *J* = 8.7, 0.4 Hz, 1 H), 7.39 (dd, *J* = 8.8, 3.2 Hz, 1 H), 4.42 (d, *J* = 11.1 Hz, 1 H), 4.39 (d, *J* = 11.1 Hz, 1 H), 4.38 (d, *J* = 11.0 Hz, 1 H), 4.19 (d, *J* = 11.0 Hz, 1 H), 1.68 (s, 3 H). Anal. (C₁₂H₁₁BrN₄O₄) C, H, N.

[0112] Suzuki coupling of bromide **106** and 4-fluorophenylboronic acid as in Example 2M, followed by chromatography of the product on silica gel, eluting with 0-0.5% MeOH/CH₂Cl₂ (foreruns) and then with 0.5% MeOH/CH₂Cl₂, gave **15** (74%) as a cream solid: mp (MeOH/CH₂Cl₂/hexane) 180-181 °C; ¹H NMR [(CD₃)₂SO] δ 8.32 (d, *J* = 2.8 Hz, 1 H), 8.18 (s, 1 H), 8.05 (ddt, *J* = 8.9, 5.6, 2.6 Hz, 2 H), 7.91 (d, *J* = 8.8 Hz, 1 H), 7.48 (dd, *J* = 8.8, 3.0 Hz, 1 H), 7.27 (tt, *J* = 8.9, 2.6 Hz, 2 H), 4.47 (d, *J* = 11.0 Hz, 1 H), 4.43 (d, *J* = 11.1 Hz, 1 H), 4.41 (d, *J* = 11.0 Hz, 1 H), 4.22 (d, *J* = 11.0 Hz, 1 H), 1.71 (s, 3 H); APCI MS *m/z* 371 [M + H]⁺.

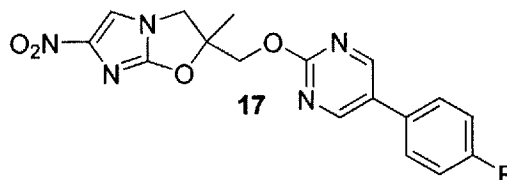
[0113] P. Synthesis of 2-methyl-6-nitro-2-[(6-[4-(trifluoromethoxy)phenyl]-3-pyridinyl)oxy)methyl]-2,3-dihydroimidazo[2,1-*b*][1,3]oxazole (compound **16** of Table 1) by the method of Scheme 5.



[0114] Suzuki coupling of bromide **106** and 4-(trifluoromethoxy)phenylboronic acid as in Example 2M, followed by chromatography of the product on silica gel, eluting with 0-0.33% MeOH/CH₂Cl₂ (foreruns) and then with 0.33% MeOH/CH₂Cl₂, gave **16** (67%) as a cream solid: mp (MeOH/CH₂Cl₂/hexane) 209-211 °C; ¹H NMR [(CD₃)₂SO] δ 8.35 (d, *J* = 2.9 Hz, 1 H),

8.18 (s, 1 H), 8.13 (br d, $J = 8.9$ Hz, 2 H), 7.97 (d, $J = 8.8$ Hz, 1 H), 7.51 (dd, $J = 8.8, 3.0$ Hz, 1 H), 7.44 (br d, $J = 8.2$ Hz, 2 H), 4.48 (d, $J = 11.1$ Hz, 1 H), 4.44 (d, $J = 11.2$ Hz, 1 H), 4.42 (d, $J = 11.1$ Hz, 1 H), 4.22 (d, $J = 11.0$ Hz, 1 H), 1.71 (s, 3 H). Anal. ($C_{19}H_{15}F_3N_4O_5$) C, H, N.

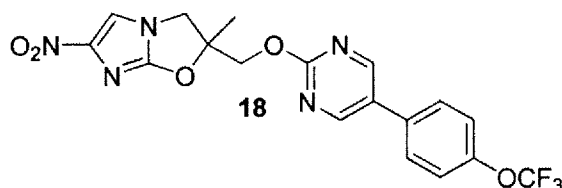
[0115] Q. Synthesis of 7-({[5-(4-fluorophenyl)-2-pyrimidinyl]oxy}methyl)-2-nitro-6,7-dihydro-5H-imidazo[2,1-*b*][1,3]oxazine (compound **17** of Table 1) by the method of Scheme 4.



[0116] A mixture of alcohol **101** (see Example 2M) (100 mg, 0.502 mmol) and 5-bromo-2-chloropyrimidine (156 mg, 0.806 mmol) in anhydrous DMF (2.5 mL) under N_2 at $0^\circ C$ was treated with 60% NaH (32 mg, 0.80 mmol), then quickly degassed and resealed under N_2 . After stirring at room temperature for 140 min, the reaction was cooled (CO_2 /acetone), quenched with ice/aqueous $NaHCO_3$ (10 mL), added to brine (40 mL), and extracted with CH_2Cl_2 (6x 50 mL). The combined extracts were evaporated to dryness and the residue was chromatographed on silica gel. Elution with 0-0.25% MeOH/ CH_2Cl_2 firstly gave foreruns, and then further elution with 0.25-0.5% MeOH/ CH_2Cl_2 gave 2-{{[5-bromo-2-pyrimidinyl]oxy}methyl}-2-methyl-6-nitro-2,3-dihydroimidazo[2,1-*b*][1,3]oxazole (**103**) (reported by Ding et al., WO 2009120789A1 from **101** via a similar procedure) (163 mg, 91%) as a cream solid: mp (MeOH/ CH_2Cl_2 /hexane) 224-226 $^\circ C$; 1H NMR [$(CD_3)_2SO$] δ 8.77 (s, 2 H), 8.14 (s, 1 H), 4.61 (s, 2 H), 4.41 (d, $J = 11.0$ Hz, 1 H), 4.20 (d, $J = 11.1$ Hz, 1 H), 1.70 (s, 3 H). Anal. ($C_{11}H_{10}BrN_5O_4$) C, H, N.

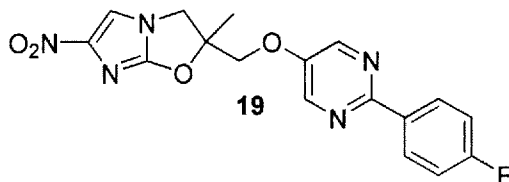
[0117] Suzuki coupling of bromide **103** and 4-fluorophenylboronic acid as in Example 2M, followed by chromatography of the product on silica gel, eluting with CH_2Cl_2 (foreruns) and then with 0.5% MeOH/ CH_2Cl_2 , gave **17** (22%) as a pale yellow solid: mp (CH_2Cl_2 /pentane) 196 $^\circ C$ dec; 1H NMR [$(CD_3)_2SO$] δ 8.92 (s, 2 H), 8.18 (s, 1 H), 7.79 (br dd, $J = 8.8, 5.4$ Hz, 2 H), 7.34 (br t, $J = 8.9$ Hz, 2 H), 4.69 (d, $J = 12.0$ Hz, 1 H), 4.65 (d, $J = 12.0$ Hz, 1 H), 4.44 (d, $J = 11.0$ Hz, 1 H), 4.22 (d, $J = 11.0$ Hz, 1 H), 1.72 (s, 3 H). Anal. ($C_{17}H_{14}FN_5O_4$) C, H, N.

[0118] R. Synthesis of 2-methyl-6-nitro-2-((5-[4-(trifluoromethoxy)phenyl]-2-pyrimidinyl)oxy)methyl)-2,3-dihydroimidazo[2,1-*b*][1,3]oxazole (compound 18 of Table 1) by the method of Scheme 4.



[0119] Suzuki coupling of bromide **103** and 4-(trifluoromethoxy)phenylboronic acid as in Example 2M for 2 h, followed by chromatography of the product on silica gel, eluting with CH₂Cl₂ (foreruns) and then with 0.25% MeOH/CH₂Cl₂, gave **18** (80%) as a cream solid: mp (CH₂Cl₂/hexane) 227 °C dec; ¹H NMR [(CD₃)₂SO] δ 8.96 (s, 2 H), 8.18 (s, 1 H), 7.87 (br d, *J* = 8.7 Hz, 2 H), 7.50 (br d, *J* = 8.2 Hz, 2 H), 4.70 (d, *J* = 12.0 Hz, 1 H), 4.67 (d, *J* = 12.0 Hz, 1 H), 4.44 (d, *J* = 11.0 Hz, 1 H), 4.22 (d, *J* = 11.0 Hz, 1 H), 1.72 (s, 3 H). Anal. (C₁₈H₁₄F₃N₅O₅) C, H, N.

[0120] S. Synthesis of 2-((2-(4-fluorophenyl)-5-pyrimidinyl)oxy)methyl)-2-methyl-6-nitro-2,3-dihydroimidazo[2,1-*b*][1,3]oxazole (compound 19 of Table 1) by the method of Scheme 5.



[0121] A stirred mixture of 2-chloro-5-pyrimidinol (**107**) (1.00 g, 7.66 mmol) and chloromethyl ethyl ether (1.75 mL, 18.9 mmol) in anhydrous DMF (2.5 mL) was treated with K₂CO₃ (2.15 g, 15.6 mmol). After stirring at room temperature for 16 h, the mixture was added to ice/aqueous NaHCO₃ (100 mL) and extracted with 50% Et₂O/petroleum ether (5x 100 mL). The combined extracts were evaporated to dryness and the residue was chromatographed on silica gel. Elution with 0-1% Et₂O/petroleum ether firstly gave foreruns, and then further elution with 1-10% Et₂O/petroleum ether gave 2-chloro-5-(ethoxymethoxy)pyrimidine (**108**) (1.27 g, 88%) as an oil;

^1H NMR (CDCl_3) δ 8.43 (s, 2 H), 5.27 (s, 2 H), 3.74 (q, $J = 7.1$ Hz, 2 H), 1.23 (t, $J = 7.1$ Hz, 3 H); HRESIMS calcd for $\text{C}_7\text{H}_{10}\text{ClN}_2\text{O}_2$ m/z $[\text{M} + \text{H}]^+$ 191.0396, 189.0425, found 191.0397, 189.0426.

[0122] A stirred mixture of 4-fluorophenylboronic acid (282 mg, 2.02 mmol) and $\text{Pd}(\text{dppf})\text{Cl}_2$ (199 mg, 0.272 mmol) in toluene (14 mL) and EtOH (7 mL) was degassed for 10 min (vacuum pump) and then N_2 was added. An aqueous solution of 2M Na_2CO_3 (3.3 mL, 6.6 mmol) was added by syringe and the stirred mixture was again degassed for 10 min, and then N_2 was added, followed by chloropyrimidine **108** (260 mg, 1.38 mmol). The resulting mixture was stirred at 86 °C for 2.5 h, and then cooled, diluted with aqueous NaHCO_3 (50 mL) and extracted with CH_2Cl_2 (5x 50 mL). The extracts were evaporated to dryness and the residue was chromatographed on silica gel. Elution with 0-2% Et_2O /petroleum ether firstly gave foreruns, and then further elution with 2% Et_2O /petroleum ether gave 5-(ethoxymethoxy)-2-(4-fluorophenyl)pyrimidine (**109**) (312 mg, 91%) as a white solid: mp (petroleum ether) 42-44 °C; ^1H NMR (CDCl_3) δ 8.58 (s, 2 H), 8.36 (ddt, $J = 9.0, 5.6, 2.5$ Hz, 2 H), 7.14 (tt, $J = 8.8, 2.5$ Hz, 2 H), 5.30 (s, 2 H), 3.77 (q, $J = 7.1$ Hz, 2 H), 1.25 (t, $J = 7.1$ Hz, 3 H); HRESIMS calcd for $\text{C}_{13}\text{H}_{13}\text{FN}_2\text{O}_2$ m/z $[\text{M} + \text{H}]^+$ 249.1034, found 249.1039.

[0123] Ether **109** (301 mg, 1.21 mmol) was treated with 1.25M HCl in MeOH (10 mL) and the mixture was stirred at 53 °C for 4 h. The resulting cooled solution was diluted with ice-water (100 mL) and extracted with CH_2Cl_2 (5x 80 mL). The combined extracts were evaporated to dryness and the residue was triturated in pentane to give 2-(4-fluorophenyl)-5-pyrimidinol (**111**) (225 mg, 98%) as a white solid: mp (pentane) 200-202 °C; ^1H NMR [$(\text{CD}_3)_2\text{SO}$] δ 10.55 (v br s, 1 H), 8.42 (s, 2 H), 8.29 (ddt, $J = 9.1, 5.7, 2.6$ Hz, 2 H), 7.28 (tt, $J = 9.0, 2.6$ Hz, 2 H); HRESIMS calcd for $\text{C}_{10}\text{H}_8\text{FN}_2\text{O}$ m/z $[\text{M} + \text{H}]^+$ 191.0615, found 191.0616.

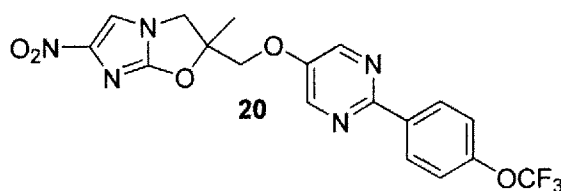
[0124] A mixture of 2-bromo-1-[(2-methyl-2-oxiranyl)methyl]-4-nitro-1*H*-imidazole (**105**) (obtained in 2 steps from **80**, via epoxidation of the corresponding alkene, as reported by Ding et al., WO 2008008480A2) (279.5 mg, 1.07 mmol) and pyrimidinol **111** (201 mg, 1.06 mmol) in anhydrous DMF (3 mL) under N_2 at 0 °C was treated with 60% NaH (54 mg, 1.35 mmol), then quickly degassed and resealed under N_2 . After stirring at room temperature for 30 min,

and then at 60 °C for 3 h, the reaction was cooled (CO₂/acetone), quenched with ice/aqueous NaHCO₃ (5 mL), added to brine (50 mL), and extracted with CH₂Cl₂ (8x 50 mL). The combined extracts were evaporated to dryness and the residue was chromatographed on silica gel. Elution with 0-33% EtOAc/petroleum ether firstly gave foreruns, and then further elution with 50% EtOAc/petroleum ether gave 1-(2-bromo-4-nitro-1*H*-imidazol-1-yl)-3-{{2-(4-fluorophenyl)-5-pyrimidinyl}oxy}-2-methyl-2-propanol (**113**) (76 mg, 16%) as an oil; ¹H NMR (CDCl₃) δ 8.46 (s, 2 H), 8.36 (ddt, *J* = 9.0, 5.5, 2.5 Hz, 2 H), 8.09 (s, 1 H), 7.15 (tt, *J* = 8.7, 2.5 Hz, 2 H), 4.32 (d, *J* = 14.6 Hz, 1 H), 4.21 (d, *J* = 14.5 Hz, 1 H), 4.03 (d, *J* = 9.2 Hz, 1 H), 3.99 (d, *J* = 9.1 Hz, 1 H), 2.59 (s, 1 H), 1.43 (s, 3 H); HRESIMS calcd for C₁₇H₁₆BrFN₅O₄ *m/z* [M + H]⁺ 454.0345, 452.0364, found 454.0342, 452.0358.

[0125] Further elution of the above column with EtOAc gave a crude solid, which was further chromatographed over silica gel. Elution with 0-2% EtOAc/CH₂Cl₂ firstly gave foreruns, and then further elution with 2-5% EtOAc/CH₂Cl₂ gave **19** (135 mg, 34%) as a cream solid: mp (MeOH/CH₂Cl₂/hexane) 201-203 °C; ¹H NMR 8.63 (s, 2 H), 8.33 (ddt, *J* = 9.0, 5.7, 2.6 Hz, 2 H), 8.18 (s, 1 H), 7.32 (tt, *J* = 8.9, 2.6 Hz, 2 H), 4.57 (d, *J* = 11.1 Hz, 1 H), 4.53 (d, *J* = 11.1 Hz, 1 H), 4.42 (d, *J* = 11.0 Hz, 1 H), 4.22 (d, *J* = 11.0 Hz, 1 H), 1.71 (s, 3 H); APCI MS *m/z* 372 [M + H]⁺.

[0126] Ring closure of alcohol **113** with NaH (1.8 equiv.) as in Example 2A for 35 min, followed by chromatography of the product on silica gel, eluting with 0-2% EtOAc/CH₂Cl₂ (foreruns) and then with 2-5% EtOAc/CH₂Cl₂, gave additional **19** (67%).

[0127] T. Synthesis of 2-methyl-6-nitro-2-[[{2-[4-(trifluoromethoxy)phenyl]-5-pyrimidinyl}oxy)methyl]-2,3-dihydroimidazo[2,1-*b*][1,3]oxazole (compound **20** of Table 1) by the method of Scheme 5.



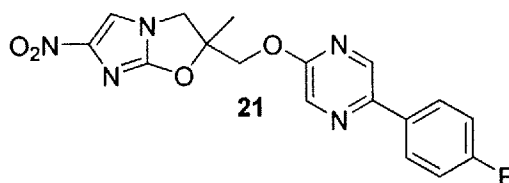
[0128] Suzuki coupling of chloropyrimidine **108** (see Example 2S) and 4-(trifluoromethoxy)phenylboronic acid as in Example 2S above for 2 h, followed by chromatography of the product on silica gel, eluting with 0-2% Et₂O/petroleum ether (foreruns) and then with 2% Et₂O/petroleum ether, gave 5-(ethoxymethoxy)-2-[4-(trifluoromethoxy)phenyl]pyrimidine (**110**) (91%) as a white solid: mp (petroleum ether) 41-43 °C; ¹H NMR (CDCl₃) δ 8.60 (s, 2 H), 8.41 (dt, *J* = 9.0, 2.4 Hz, 2 H), 7.30 (br dd, *J* = 9.0, 0.9 Hz, 2 H), 5.31 (s, 2 H), 3.77 (q, *J* = 7.1 Hz, 2 H), 1.25 (t, *J* = 7.1 Hz, 3 H); HRESIMS calcd for C₁₄H₁₄F₃N₂O₃ *m/z* [M + H]⁺ 315.0951, found 315.0944.

[0129] Ether **110** (379 mg, 1.21 mmol) was treated with 1.25M HCl in MeOH (11 mL) and the mixture was stirred at room temperature for 12 h, and then at 53 °C for 2 h. The resulting cooled solution was diluted with water (50 mL) and extracted with CH₂Cl₂ (5x 50 mL). The combined extracts were evaporated to dryness and the residue was triturated in pentane to give 2-[4-(trifluoromethoxy)phenyl]-5-pyrimidinol (**112**) (305 mg, 99%) as a white solid: mp (pentane) 156-157 °C; ¹H NMR (CDCl₃) δ 8.45 (s, 2 H), 8.38 (dt, *J* = 8.9, 2.4 Hz, 2 H), 7.29 (br dd, *J* = 8.9, 0.7 Hz, 2 H), 5.60 (br s, 1 H); HRESIMS calcd for C₁₁H₈F₃N₂O₂ *m/z* [M + H]⁺ 257.0532, found 257.0526.

[0130] A mixture of 2-bromo-1-[(2-methyl-2-oxiranyl)methyl]-4-nitro-1*H*-imidazole (**105**) (obtained in 2 steps from **80**, via epoxidation of the corresponding alkene, as reported by Ding et al., WO 2008008480A2) (165 mg, 0.630 mmol) and pyrimidinol **112** (160 mg, 0.625 mmol) in anhydrous DMF (2 mL) under N₂ at 0 °C was treated with 60% NaH (33.5 mg, 0.838 mmol), then quickly degassed and resealed under N₂. After stirring at room temperature for 10 min, and then at 50 °C for 3 h, the reaction was cooled (CO₂/acetone), quenched with ice/aqueous NaHCO₃ (5 mL), added to brine (50 mL), and extracted with CH₂Cl₂ (6x 50 mL). The combined extracts were evaporated to dryness and the residue was chromatographed on silica gel. Elution with 0-33% EtOAc/petroleum ether firstly gave foreruns, and then further elution with EtOAc gave a crude mixture of **20** and the non ring-closed alcohol **114** (95 mg). A solution of this mixture in anhydrous DMF (2 mL) under N₂ at 0 °C was treated with 60% NaH (6.3 mg, 0.158 mmol), then degassed and resealed under N₂, and stirred at 0 °C for 80 min. The reaction was quenched and worked up as before, and then chromatography of the product on silica gel, eluting with 0-2%

EtOAc/CH₂Cl₂ (foreruns) and then with 3-5% EtOAc/CH₂Cl₂, gave **20** (62 mg, 23%) as a cream solid: mp (MeOH/CH₂Cl₂/hexane) 223-225 °C; ¹H NMR [(CD₃)₂SO] δ 8.66 (s, 2 H), 8.40 (dt, *J* = 8.9, 2.4 Hz, 2 H), 8.18 (s, 1 H), 7.49 (br d, *J* = 8.2 Hz, 2 H), 4.59 (d, *J* = 11.1 Hz, 1 H), 4.55 (d, *J* = 11.1 Hz, 1 H), 4.43 (d, *J* = 11.1 Hz, 1 H), 4.23 (d, *J* = 11.0 Hz, 1 H), 1.72 (s, 3 H). Anal. (C₁₈H₁₄F₃N₅O₅) C, H, N.

[0131] U. Synthesis of 2-({[5-(4-fluorophenyl)-2-pyrazinyl]oxy}methyl)-2-methyl-6-nitro-2,3-dihydroimidazo[2,1-*b*][1,3]oxazole (compound **21** of Table 1) by the method of Scheme 4.

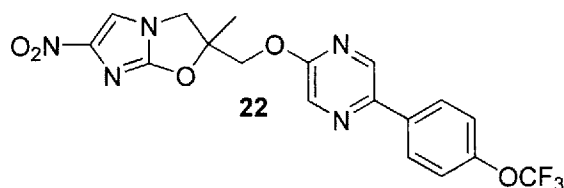


[0132] A solution of alcohol **101** (see Example 2M) (350 mg, 1.76 mmol) in anhydrous DMF (7 mL) under N₂ at 0 °C was treated with 60% NaH (104 mg, 2.60 mmol) and 2,5-dibromopyrazine (837 mg, 3.52 mmol), then quickly degassed and resealed under N₂. After stirring at room temperature for 3 h, the reaction was cooled (CO₂/acetone), quenched with ice/aqueous NaHCO₃ (20 mL), added to brine (80 mL), and extracted with CH₂Cl₂ (6x 100 mL). The combined extracts were evaporated to dryness and the residue was chromatographed on silica gel. Elution with CH₂Cl₂ firstly gave foreruns, and then further elution with 0-2% EtOAc/CH₂Cl₂ gave 2-{{[5-(5-bromo-2-pyrazinyl)oxy]methyl}-2-methyl-6-nitro-2,3-dihydroimidazo[2,1-*b*][1,3]oxazole (**104**) (428 mg, 68%) as a white solid: mp (MeOH/CH₂Cl₂/hexane) 198-200 °C; ¹H NMR [(CD₃)₂SO] δ 8.44 (d, *J* = 1.3 Hz, 1 H), 8.16 (d, *J* = 1.3 Hz, 1 H), 8.14 (s, 1 H), 4.62 (s, 2 H), 4.40 (d, *J* = 11.0 Hz, 1 H), 4.19 (d, *J* = 11.0 Hz, 1 H), 1.70 (s, 3 H). Anal. (C₁₁H₁₀BrN₅O₄) C, H, N.

[0133] A stirred mixture of bromide **104** (140.2 mg, 0.394 mmol), 4-fluorophenylboronic acid (104 mg, 0.743 mmol) and Pd(dppf)Cl₂ (29.8 mg, 40.7 μmol) in toluene (6 mL) and EtOH (2.4 mL) was degassed for 8 min (vacuum pump) and then N₂ was added. An aqueous solution of 2M Na₂CO₃ (1.0 mL, 2.0 mmol) was added by syringe and the stirred mixture

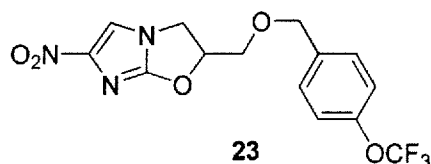
was again degassed for 8 min, and then N₂ was added. The resulting mixture was stirred at 89 °C for 110 min, and then cooled, diluted with aqueous NaHCO₃ (50 mL) and extracted with CH₂Cl₂ (5x 50 mL). The extracts were evaporated to dryness and the residue was chromatographed on silica gel. Elution with CH₂Cl₂ firstly gave foreruns, and then further elution with 2-3% EtOAc/CH₂Cl₂ gave **21** (112 mg, 77%) as a cream solid: mp (MeOH/CH₂Cl₂/hexane) 200-201 °C; ¹H NMR [(CD₃)₂SO] δ 8.80 (d, *J* = 1.2 Hz, 1 H), 8.33 (d, *J* = 1.3 Hz, 1 H), 8.17 (s, 1 H), 8.08 (br dd, *J* = 8.8, 5.5 Hz, 2 H), 7.33 (br t, *J* = 8.9 Hz, 2 H), 4.70 (d, *J* = 12.5 Hz, 1 H), 4.66 (d, *J* = 12.5 Hz, 1 H), 4.43 (d, *J* = 11.1 Hz, 1 H), 4.22 (d, *J* = 11.0 Hz, 1 H), 1.72 (s, 3 H). Anal. (C₁₇H₁₄FN₅O₄) C, H, N.

[0134] V. Synthesis of 2-methyl-6-nitro-2-({5-[4-(trifluoromethoxy)phenyl]-2-pyrazinyl}oxy)methyl)-2,3-dihydroimidazo[2,1-*b*][1,3]oxazole (compound **22** of Table 1) by the method of Scheme 4.



[0135] Suzuki coupling of bromide **104** and 4-(trifluoromethoxy)phenylboronic acid as in Example 2U, followed by chromatography of the product on silica gel, eluting with CH₂Cl₂ (foreruns) and then with 1-2.5% EtOAc/CH₂Cl₂ gave **22** (81%) as a cream solid: mp (MeOH/CH₂Cl₂/hexane) 222-224 °C; ¹H NMR [(CD₃)₂SO] δ 8.85 (d, *J* = 1.3 Hz, 1 H), 8.36 (d, *J* = 1.4 Hz, 1 H), 8.17 (s, 1 H), 8.16 (br d, *J* = 9.1 Hz, 2 H), 7.49 (br d, *J* = 8.2 Hz, 2 H), 4.69 (s, 2 H), 4.44 (d, *J* = 11.0 Hz, 1 H), 4.22 (d, *J* = 11.0 Hz, 1 H), 1.73 (s, 3 H). Anal. (C₁₈H₁₄F₃N₅O₅) C, H, N.

[0136] W. Synthesis of 6-nitro-2-({[4-(trifluoromethoxy)benzyl]oxy}methyl)-2,3-dihydroimidazo[2,1-*b*][1,3]oxazole (compound **23** of Table 1) by the method of Scheme 6.



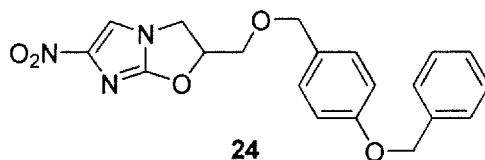
[0137] A mixture of glycidol (**115**) (303 mg, 4.09 mmol) and 4-(trifluoromethoxy)benzyl bromide (0.810 mL, 5.06 mmol) in anhydrous DMF (6 mL) under N₂ at 0 °C was treated with 60% NaH (246 mg, 6.15 mmol), then quickly degassed and resealed under N₂. After stirring at room temperature for 7 h, the mixture was cooled (CO₂/acetone), quenched with ice/aqueous NaHCO₃ (20 mL), added to water (100 mL) and extracted with EtOAc (4x 100 mL). The extracts were washed with brine (100 mL) and evaporated to dryness and the residue was chromatographed on silica gel. Elution with 0-5% Et₂O/petroleum ether firstly gave foreruns, and then further elution with 5-10% Et₂O/petroleum ether gave 2-({[4-(trifluoromethoxy)benzyl]oxy}methyl)oxirane (**116**) (625 mg, 62%) as an oil; ¹H NMR (CDCl₃) δ 7.38 (dt, *J* = 8.7, 2.3 Hz, 2 H), 7.20 (br dd, *J* = 8.7, 0.7 Hz, 2 H), 4.62 (d, *J* = 12.0 Hz, 1 H), 4.56 (d, *J* = 12.0 Hz, 1 H), 3.82 (dd, *J* = 11.5, 2.8 Hz, 1 H), 3.43 (dd, *J* = 11.5, 6.0 Hz, 1 H), 3.21 (m, 1 H), 2.82 (dd, *J* = 4.9, 4.2 Hz, 1 H), 2.63 (dd, *J* = 5.0, 2.7 Hz, 1 H); HRESIMS calcd for C₁₁H₁₁F₃NaO₃ *m/z* [M + Na]⁺ 271.0552, found 271.0557.

[0138] Reaction of epoxide **116** with 2-bromo-4(5)-nitroimidazole (**80**) as in Example 2A at 107 °C for 13 h, followed by chromatography of the product on silica gel, eluting with 0-1% EtOAc/CH₂Cl₂ (foreruns) and then with 1-2% EtOAc/CH₂Cl₂, gave 1-(2-bromo-4-nitro-1*H*-imidazol-1-yl)-3-{{[4-(trifluoromethoxy)benzyl]oxy}-2-propanol (**118**) (61%) as a white solid: mp (CH₂Cl₂/pentane) 80-81 °C; ¹H NMR (CDCl₃) δ 7.95 (s, 1 H), 7.35 (dt, *J* = 8.7, 2.3 Hz, 2 H), 7.23 (br d, *J* = 8.7 Hz, 2 H), 4.57 (s, 2 H), 4.20 (dd, *J* = 13.6, 2.9 Hz, 1 H), 4.14 (m, 1 H), 4.07 (dd, *J* = 13.4, 7.1 Hz, 1 H), 3.59 (dd, *J* = 9.6, 4.2 Hz, 1 H), 3.46 (dd, *J* = 9.6, 5.3 Hz, 1 H), 2.61 (d, *J* = 5.0 Hz, 1 H); HRESIMS calcd for C₁₄H₁₄BrF₃N₃O₅ *m/z* [M + H]⁺ 442.0044, 440.0063, found 442.0044, 440.0061. Anal. (C₁₄H₁₃BrF₃N₃O₅) H, N, C: calcd, 38.20; found, 38.61.

[0139] Ring closure of alcohol **118** with NaH as in Example 2A for 65 min, followed by chromatography of the product on silica gel, eluting with CH₂Cl₂, gave **23** (90%) as a cream solid: mp (CH₂Cl₂/hexane) 134-135 °C; ¹H NMR (CDCl₃) δ 7.53 (s, 1 H), 7.29 (dt, *J* = 8.7, 2.1

Hz, 2 H), 7.20 (br d, $J = 8.0$ Hz, 2 H), 5.42 (m, 1 H), 4.32 (dd, $J = 10.0, 8.6$ Hz, 1 H), 4.26 (dd, $J = 10.0, 6.5$ Hz, 1 H), 3.89 (dd, $J = 11.3, 3.9$ Hz, 1 H), 3.78 (dd, $J = 11.3, 3.5$ Hz, 1 H). Anal. ($C_{14}H_{12}F_3N_3O_5$) C, H, N.

[0140] X. Synthesis of 2-({[4-(benzyloxy)benzyl]oxy}methyl)-6-nitro-2,3-dihydroimidazo[2,1-*b*][1,3]oxazole (compound 24 of Table 1) by the method of Scheme 6.

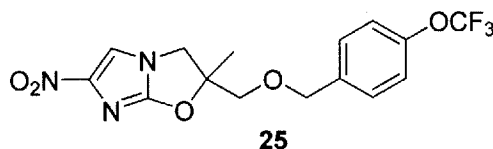


[0141] Alkylation of glycidol (**115**) with 4-(benzyloxy)benzyl chloride as in Example 2W for 10 h, followed by chromatography of the product on silica gel, eluting with 0-7.5% Et_2O /petroleum ether (foreruns) and then with 7.5-10% Et_2O /petroleum ether, gave a crude oil, which was further chromatographed on silica gel. Elution with 0-50% CH_2Cl_2 /petroleum ether firstly gave foreruns, and then further elution with 50-66% CH_2Cl_2 /petroleum ether gave 2-({[4-(benzyloxy)benzyl]oxy}methyl)oxirane (**117**) (32%) (reported by Cousse et al., EP 187096A1 from epichlorohydrin and 4-(benzyloxy)benzyl alcohol) as an oil; 1H NMR ($CDCl_3$) δ 7.45-7.29 (m, 5 H), 7.27 (dt, $J = 8.8, 2.3$ Hz, 2 H), 6.95 (dt, $J = 8.7, 2.5$ Hz, 2 H), 4.54 (d, $J = 11.6$ Hz, 1 H), 4.48 (d, $J = 11.6$ Hz, 1 H), 3.72 (dd, $J = 11.5, 3.2$ Hz, 1 H), 3.42 (dd, $J = 11.4, 5.8$ Hz, 1 H), 3.17 (m, 1 H), 2.79 (dd, $J = 5.0, 4.2$ Hz, 1 H), 2.60 (dd, $J = 5.1, 2.7$ Hz, 1 H); HRESIMS calcd for $C_{17}H_{18}NaO_3$ m/z $[M + Na]^+$ 293.1148, found 293.1143.

[0142] Reaction of epoxide **117** with 2-bromo-4(5)-nitroimidazole (**80**) as in Example 2A at 108 °C for 14 h, followed by chromatography of the product on silica gel, eluting with 0-1% $EtOAc/CH_2Cl_2$ (foreruns) and then with 2-4% $EtOAc/CH_2Cl_2$, gave 1-{{[4-(benzyloxy)benzyl]oxy}-3-(2-bromo-4-nitro-1*H*-imidazol-1-yl)-2-propanol (**119**) (73%) as a white solid: mp (CH_2Cl_2 /hexane) 122-123 °C; 1H NMR ($CDCl_3$) δ 7.88 (s, 1 H), 7.46-7.30 (m, 5 H), 7.24 (dt, $J = 8.6, 2.4$ Hz, 2 H), 6.98 (dt, $J = 8.7, 2.4$ Hz, 2 H), 5.08 (s, 2 H), 4.52 (d, $J = 11.5$ Hz, 1 H), 4.48 (d, $J = 11.5$ Hz, 1 H), 4.18-4.01 (m, 3 H), 3.55 (dd, $J = 9.7, 4.0$ Hz, 1 H), 3.39 (dd, $J = 9.6, 5.1$ Hz, 1 H), 2.48 (d, $J = 5.3$ Hz, 1 H). Anal. ($C_{20}H_{20}BrN_3O_5$) C, H, N.

[0143] Ring closure of alcohol **119** with NaH as in Example 2A for 80 min, followed by chromatography of the product on silica gel, eluting with CH₂Cl₂ (foreruns) and then with 1-2% EtOAc/CH₂Cl₂, gave **24** (88%) as a cream solid: mp (CH₂Cl₂/hexane) 123-124 °C; ¹H NMR (CDCl₃) δ 7.50 (s, 1 H), 7.45-7.29 (m, 5 H), 7.19 (dt, *J* = 8.7, 2.4 Hz, 2 H), 6.95 (dt, *J* = 8.6, 2.4 Hz, 2 H), 5.37 (m, 1 H), 4.54 (d, *J* = 11.7 Hz, 1 H), 4.50 (d, *J* = 11.7 Hz, 1 H), 4.27 (dd, *J* = 10.0, 8.5 Hz, 1 H), 4.22 (dd, *J* = 10.0, 6.5 Hz, 1 H), 3.82 (dd, *J* = 11.2, 4.2 Hz, 1 H), 3.73 (dd, *J* = 11.2, 3.6 Hz, 1 H). Anal. (C₂₀H₁₉N₃O₅) C, H, N.

[0144] Y. Synthesis of 2-methyl-6-nitro-2-({4-(trifluoromethoxy)benzyl}oxy)methyl)-2,3-dihydroimidazo[2,1-*b*][1,3]oxazole (compound **25** of Table 1) by the method of Scheme 6.



[0145] A solution of 2-methyl-2-propen-1-ol (**120**) (2.34 mL, 27.8 mmol) in anhydrous DMF (10 mL, then 2x 2mL to rinse) was added to a suspension of 60% NaH (1.32 g, 33.1 mmol) in anhydrous DMF (10 mL) under N₂ at 0 °C and the mixture was stirred at 0 °C for 30 min. 4-(Trifluoromethoxy)benzyl bromide (5.1 mL, 31.9 mmol) was added and the mixture was stirred at room temperature for 21 h. The resulting mixture was added to ice/aqueous NaHCO₃ (200 mL) and extracted with 25% EtOAc/petroleum ether (2x 200 mL) and 50% EtOAc/petroleum ether (3x 200 mL). The extracts were washed with water (200 mL), the volatile solvents were removed, and the residual oil was chromatographed on silica gel. Elution with petroleum ether firstly gave foreruns, then further elution with 0-15% CH₂Cl₂/petroleum ether gave 1-{{(2-methyl-2-propenyl)oxy}methyl}-4-(trifluoromethoxy)benzene (**121**) (6.57 g, 96%) as an oil that was used directly in the next step; ¹H NMR (CDCl₃) δ 7.37 (dt, *J* = 8.7, 2.3 Hz, 2 H), 7.19 (br d, *J* = 8.0 Hz, 2 H), 5.00 (m, 1 H), 4.94 (m, 1 H), 4.48 (s, 2 H), 3.94 (s, 2 H), 1.77 (s, 3 H).

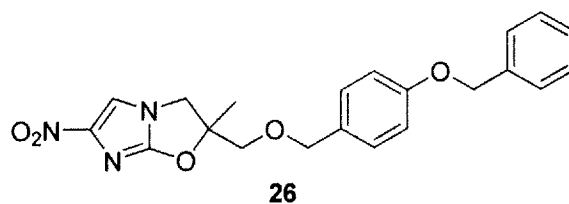
[0146] Epoxidation of alkene **121** with 3-chloroperbenzoic acid as in Example 2G, followed by chromatography of the product on silica gel, eluting with 0-15% CH₂Cl₂/petroleum

ether (foreruns) and then with 15-75% CH₂Cl₂/petroleum ether and CH₂Cl₂, gave 2-methyl-2-({[4-(trifluoromethoxy)benzyl]oxy}methyl)oxirane (**123**) (93%) as an oil; ¹H NMR (CDCl₃) δ 7.37 (dt, *J* = 8.7, 2.4 Hz, 2 H), 7.19 (br d, *J* = 7.9 Hz, 2 H), 4.59 (d, *J* = 12.1 Hz, 1 H), 4.54 (d, *J* = 12.1 Hz, 1 H), 3.61 (d, *J* = 11.1 Hz, 1 H), 3.44 (d, *J* = 11.1 Hz, 1 H), 2.75 (d, *J* = 4.9 Hz, 1 H), 2.64 (d, *J* = 4.9 Hz, 1 H), 1.40 (s, 3 H); HRCIMS (NH₃) calcd for C₁₂H₁₇F₃O₃N *m/z* [M + H + NH₃]⁺ 280.1161, found 280.1144.

[0147] Reaction of epoxide **123** with 2-bromo-4(5)-nitroimidazole (**80**) as in Example 2A at 108 °C for 15 h, followed by chromatography of the product on silica gel, eluting with CH₂Cl₂, gave 1-(2-bromo-4-nitro-1*H*-imidazol-1-yl)-2-methyl-3-{{[4-(trifluoromethoxy)benzyl]oxy}-2-propanol (**125**) (94%) as a pale yellow oil; ¹H NMR (CDCl₃) δ 8.00 (s, 1 H), 7.33 (dt, *J* = 8.6, 2.3 Hz, 2 H), 7.22 (br d, *J* = 8.0 Hz, 2 H), 4.56 (s, 2 H), 4.15 (d, *J* = 14.8 Hz, 1 H), 4.04 (d, *J* = 14.5 Hz, 1 H), 3.39 (s, 2 H), 2.51 (s, 1 H), 1.22 (s, 3 H); HRESIMS calcd for C₁₅H₁₆BrF₃N₃O₅ *m/z* [M + H]⁺ 456.0200, 454.0220, found 456.0197, 454.0221.

[0148] Ring closure of alcohol **125** with NaH as in Example 2A for 80 min, followed by chromatography of the product on silica gel, eluting with CH₂Cl₂ (foreruns) and then with 0-1% EtOAc/CH₂Cl₂, gave **25** (87%) as a pale yellow solid: mp (CH₂Cl₂/hexane) 110-111 °C; ¹H NMR (CDCl₃) δ 7.50 (s, 1 H), 7.26 (br d, *J* = 8.4 Hz, 2 H), 7.19 (br d, *J* = 8.3 Hz, 2 H), 4.59 (d, *J* = 12.3 Hz, 1 H), 4.56 (d, *J* = 12.3 Hz, 1 H), 4.36 (d, *J* = 10.0 Hz, 1 H), 3.91 (d, *J* = 10.0 Hz, 1 H), 3.72 (d, *J* = 10.7 Hz, 1 H), 3.59 (d, *J* = 10.6 Hz, 1 H), 1.65 (s, 3 H). Anal. (C₁₅H₁₄F₃N₃O₅) C, H, N.

[0149] Z. Synthesis of 2-({[4-(benzyloxy)benzyl]oxy}methyl)-2-methyl-6-nitro-2,3-dihydroimidazo[2,1-*b*][1,3]oxazole (compound **26** of Table 1) by the method of Scheme 6.



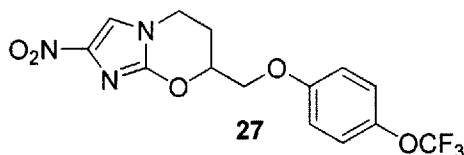
[0150] A solution of 2-methyl-2-propen-1-ol (**120**) (1.17 mL, 13.9 mmol) in anhydrous DMF (5 mL, then 2x 1mL to rinse) was added to a suspension of 60% NaH (674 mg, 16.9 mmol) in anhydrous DMF (5 mL) under N₂ at 0 °C and the mixture was stirred at 0 °C for 30 min. A solution of 4-(benzyloxy)benzyl chloride (3.87 g, 16.6 mmol) in anhydrous DMF (6 mL, then 2x 2 mL to rinse) was added and the mixture was stirred at room temperature for 16 h. The resulting mixture was added to ice/aqueous NaHCO₃ (100 mL) and extracted with EtOAc (4x 100 mL). The extracts were washed with water (100 mL), the EtOAc was removed, and the residual oil was chromatographed on silica gel. Elution with petroleum ether firstly gave foreruns, then further elution with 0-25% CH₂Cl₂/petroleum ether gave 1-(benzyloxy)-4-[(2-methyl-2-propenyl)oxy]methyl}benzene (**122**) (reported by Wennerberg et al., 1999 via alkylation of 4-(benzyloxy)benzyl alcohol) (3.48 g, 93%) as an oil that was used directly in the next step; ¹H NMR (CDCl₃) δ 7.45-7.28 (m, 5 H), 7.27 (dt, *J* = 8.5, 2.4 Hz, 2 H), 6.95 (dt, *J* = 8.7, 2.4 Hz, 2 H), 5.07 (s, 2 H), 4.99 (m, 1 H), 4.91 (m, 1 H), 4.42 (s, 2 H), 3.91 (s, 2 H), 1.76 (s, 3 H).

[0151] Epoxidation of alkene **122** with 3-chloroperbenzoic acid as in Example 2G for 2.5 h, followed by chromatography of the product on silica gel, eluting with 50% CH₂Cl₂/petroleum ether (foreruns) and then with 50-80% CH₂Cl₂/petroleum ether and CH₂Cl₂, gave 2-([4-(benzyloxy)benzyl]oxy)methyl)-2-methyloxirane (**124**) (95%) as an oil; ¹H NMR (CDCl₃) δ 7.45-7.29 (m, 5 H), 7.26 (dt, *J* = 8.7, 2.4 Hz, 2 H), 6.95 (dt, *J* = 8.7, 2.5 Hz, 2 H), 5.07 (s, 2 H), 4.52 (d, *J* = 11.6 Hz, 1 H), 4.47 (d, *J* = 11.6 Hz, 1 H), 3.54 (d, *J* = 11.0 Hz, 1 H), 3.42 (d, *J* = 11.0 Hz, 1 H), 2.73 (d, *J* = 4.9 Hz, 1 H), 2.62 (d, *J* = 4.9 Hz, 1 H), 1.39 (s, 3 H); HREIMS calcd for C₁₈H₂₀O₃ *m/z* (M⁺) 284.1412, found 284.1416.

[0152] Reaction of epoxide **124** with 2-bromo-4(5)-nitroimidazole (**80**) as in Example 2A at 108 °C for 16 h, followed by chromatography of the product on silica gel, eluting with CH₂Cl₂ (foreruns) and then with 0-2% EtOAc/CH₂Cl₂ gave 1-{[4-(benzyloxy)benzyl]oxy}-3-(2-bromo-4-nitro-1*H*-imidazol-1-yl)-2-methyl-2-propanol (**126**) (100%) as a light yellow oil; ¹H NMR (CDCl₃) δ 7.94 (s, 1 H), 7.46-7.30 (m, 5 H), 7.22 (dt, *J* = 8.6, 2.4 Hz, 2 H), 6.98 (dt, *J* = 8.7, 2.5 Hz, 2 H), 5.08 (s, 2 H), 4.50 (d, *J* = 11.5 Hz, 1 H), 4.47 (d, *J* = 11.5 Hz, 1 H), 4.11 (d, *J* = 14.4 Hz, 1 H), 4.00 (d, *J* = 14.4 Hz, 1 H), 3.34 (s, 2 H), 2.55 (s, 1 H), 1.17 (s, 3 H); HRESIMS calcd for C₂₁H₂₃BrN₃O₅ *m/z* [M + H]⁺ 478.0796, 476.0816, found 478.0792, 476.0809.

[0153] Ring closure of alcohol **126** with NaH (1.5 equiv.) as in Example 2A for 80 min, followed by chromatography of the product on silica gel, eluting with CH₂Cl₂, gave **26** (97%) as a cream solid: mp (CH₂Cl₂/hexane) 130-131 °C; ¹H NMR (CDCl₃) δ 7.48 (s, 1 H), 7.45-7.29 (m, 5 H), 7.16 (dt, *J* = 8.7, 2.4 Hz, 2 H), 6.94 (dt, *J* = 8.7, 2.4 Hz, 2 H), 5.06 (s, 2 H), 4.52 (d, *J* = 11.7 Hz, 1 H), 4.47 (d, *J* = 11.7 Hz, 1 H), 4.32 (d, *J* = 10.0 Hz, 1 H), 3.86 (d, *J* = 10.0 Hz, 1 H), 3.67 (d, *J* = 10.6 Hz, 1 H), 3.53 (d, *J* = 10.6 Hz, 1 H), 1.62 (s, 3 H). Anal. (C₂₁H₂₁N₃O₅) C, H, N.

[0154] AA. Synthesis of 2-nitro-7- $\{4\text{-}(\text{trifluoromethoxy})\text{phenoxy}\}$ methyl}-6,7-dihydro-5*H*-imidazo[2,1-*b*][1,3]oxazine (compound **27** of Table 1) by the method of Scheme 7.



[0155] 4-Bromo-1-butene (2.65 mL, 26.1 mmol) was added to a mixture of 2-chloro-4(5)-nitroimidazole (**81**) (2.50 g, 17.0 mmol) and K₂CO₃ (7.88 g, 57.0 mmol) in anhydrous DMF (12 mL) under N₂, and the mixture was stirred at 66 °C for 12 h. The resulting cooled mixture was added to ice/aqueous NaHCO₃ (140 mL) and extracted with 50% EtOAc/petroleum ether (5x 100 mL). The extracts were washed with water (100 mL) and then evaporated to dryness and the residue was chromatographed on silica gel. Elution with 0-10% EtOAc/petroleum ether firstly gave foreruns, and then further elution with 10-20% EtOAc/petroleum ether gave 1-(3-butenyl)-2-chloro-4-nitro-1*H*-imidazole (**127**) (2.82 g, 82%) as a cream solid: mp (Et₂O/pentane) 56-58 °C; ¹H NMR (CDCl₃) δ 7.72 (s, 1 H), 5.74 (ddt, *J* = 17.1, 10.2, 6.9 Hz, 1 H), 5.18 (dq, *J* = 10.3, 1.0 Hz, 1 H), 5.12 (dq, *J* = 17.1, 1.3 Hz, 1 H), 4.09 (t, *J* = 6.9 Hz, 2 H), 2.58 (qt, *J* = 6.9, 1.1 Hz, 2 H); HRESIMS calcd for C₇H₉ClN₃O₂ *m/z* [M + H]⁺ 204.0349, 202.0378, found 204.0350, 202.0377.

[0156] Epoxidation of alkene **127** with 3-chloroperbenzoic acid as in Example 2G for 50 h, followed by chromatography of the product on silica gel, eluting with 0-10% EtOAc/petroleum ether (foreruns) and then with 20-30% EtOAc/petroleum ether, firstly gave recovered alkene **127** (0.49 g, 17%). Elution with 0-5% Et₂O/CH₂Cl₂ gave a crude product, which

was further chromatographed on silica gel, eluting with CH₂Cl₂ (foreruns) and then with 0-5% Et₂O/CH₂Cl₂, to give 2-chloro-4-nitro-1-[2-(2-oxiranyl)ethyl]-1*H*-imidazole (**129**) (73%) as a pale yellow solid: mp (CH₂Cl₂/hexane) 51-52 °C; ¹H NMR (CDCl₃) δ 7.81 (s, 1 H), 4.28-4.16 (m, 2 H), 2.98-2.92 (m, 1 H), 2.85 (dd, *J* = 4.7, 4.0 Hz, 1 H), 2.53 (dd, *J* = 4.8, 2.6 Hz, 1 H), 2.35-2.25 (m, 1 H), 1.87-1.77 (m, 1 H); HRESIMS calcd for C₇H₉ClN₃O₃ *m/z* [M + H]⁺ 220.0298, 218.0327, found 220.0297, 218.0322.

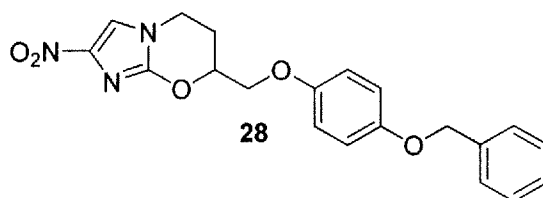
[0157] 4-Trifluoromethoxyphenol (0.375 mL, 2.89 mmol) was added to a mixture of epoxide **129** (250 mg, 1.15 mmol) and powdered K₂CO₃ (558 mg, 4.04 mmol) in anhydrous 2-butanone (3 mL) under N₂, and the mixture was stirred at 81 °C for 12 h. The resulting cooled mixture was diluted with water (50 mL) and extracted with CH₂Cl₂ (4x 50 mL). The extracts were evaporated to dryness and the residue was chromatographed on silica gel. Elution with 0-25% EtOAc/petroleum ether firstly gave foreruns, and then further elution with 25-33% EtOAc/petroleum ether gave 4-(2-chloro-4-nitro-1*H*-imidazol-1-yl)-1-[4-(trifluoromethoxy)phenoxy]-2-butanol (**130**) (306 mg, 67%) as a pale yellow oil; ¹H NMR (CDCl₃) δ 7.85 (s, 1 H), 7.16 (br dd, *J* = 9.1, 0.8 Hz, 2 H), 6.88 (dt, *J* = 9.2, 3.0 Hz, 2 H), 4.37-4.24 (m, 2 H), 4.02-3.93 (m, 2 H), 3.86 (dd, *J* = 10.0, 7.8 Hz, 1 H), 2.47 (dd, *J* = 4.2, 1.1 Hz, 1 H), 2.13-1.98 (m, 2 H); HRESIMS calcd for C₁₄H₁₄ClF₃N₃O₃ *m/z* [M + H]⁺ 398.0540, 396.0569, found 398.0538, 396.0567.

[0158] Further elution of the above column with 66% EtOAc/petroleum ether gave a crude solid (72 mg), which was further chromatographed on silica gel. Elution with CH₂Cl₂ gave foreruns and then further elution with 0-3% EtOAc/CH₂Cl₂ gave **27** (61 mg, 15%) as a cream solid: mp (CH₂Cl₂/hexane) 138-140 °C; ¹H NMR (CDCl₃) δ 7.45 (s, 1 H), 7.17 (br dd, *J* = 9.1, 0.7 Hz, 2 H), 6.91 (dt, *J* = 9.2, 3.0 Hz, 2 H), 4.75 (m, 1 H), 4.31 (dd, *J* = 10.2, 4.3 Hz, 1 H), 4.26-4.09 (m, 3 H), 2.52-2.32 (m, 2 H). Anal. (C₁₄H₁₂F₃N₃O₅) C, H, N.

[0159] A stirred solution of alcohol **130** (305 mg, 0.771 mmol) in anhydrous DMF (5 mL) under N₂ at 0 °C was treated with 60% NaH (49 mg, 1.23 mmol), then quickly degassed and resealed under N₂. After stirring at room temperature for 2.5 h, the reaction was cooled (CO₂/acetone), quenched with ice/aqueous NaHCO₃ (10 mL), added to brine (40 mL), and extracted

with CH₂Cl₂ (6x 50 mL). The combined extracts were evaporated to dryness and the residue was chromatographed on silica gel. Elution with 25-40% EtOAc/petroleum ether firstly gave foreruns, and then further elution with 50-66% EtOAc/petroleum ether gave additional **27** (217 mg, 78%) as a pale yellow solid (see data above).

[0160] **BB. Synthesis of 7-[[4-(benzyloxy)phenoxy]methyl]-2-nitro-6,7-dihydro-5H-imidazo[2,1-b][1,3]oxazine (compound 28 of Table 1) by the method of Scheme 7.**



[0161] A mixture of 2-bromo-4(5)-nitroimidazole (**80**) (2.50 g, 13.0 mmol), 4-bromo-1-butene (2.00 mL, 19.7 mmol) and K₂CO₃ (5.39 g, 39.0 mmol) in anhydrous DMF (25 mL) under N₂ was stirred at 73 °C for 4.5 h. The resulting cooled mixture was added to ice/aqueous NaHCO₃ (200 mL) and extracted with EtOAc (4x 200 mL). The extracts were washed with water (200 mL) and then evaporated to dryness and the residue was chromatographed on silica gel. Elution with 0-10% EtOAc/petroleum ether firstly gave foreruns, and then further elution with 20% EtOAc/petroleum ether gave 2-bromo-1-(3-butenyl)-4-nitro-1*H*-imidazole (**128**) (2.96 g, 92%) as a pale yellow waxy solid: mp 28-30 °C; ¹H NMR (CDCl₃) δ 7.77 (s, 1 H), 5.75 (ddt, *J* = 17.1, 10.2, 6.9 Hz, 1 H), 5.18 (dq, *J* = 10.2, 1.1 Hz, 1 H), 5.12 (dq, *J* = 17.1, 1.4 Hz, 1 H), 4.09 (t, *J* = 7.0 Hz, 2 H), 2.59 (qt, *J* = 6.9, 1.2 Hz, 2 H); HRFABMS calcd for C₇H₉BrN₃O₂ *m/z* [M + H]⁺ 247.9858, 245.9878, found 247.9860, 245.9882.

[0162] Osmium tetroxide (3.75 mL of a 4% aqueous solution, 0.614 mmol) was added to a solution of alkene **128** (3.00 g, 12.2 mmol) and 4-methylmorpholine *N*-oxide (2.16 g, 18.4 mmol) in CH₂Cl₂ (75 mL), and then the mixture was stirred at room temperature for 4 h. The resulting precipitate was isolated by filtration, washed with CH₂Cl₂ and water, and then dried to give 4-(2-bromo-4-nitro-1*H*-imidazol-1-yl)-1,2-butanediol (**131**) (2.39 g, 70%) as a cream solid: mp (THF/Et₂O/pentane) 99-101 °C; ¹H NMR [(CD₃)₂SO] δ 8.55 (s, 1 H), 4.77 (d, *J* = 5.0 Hz, 1 H), 4.58 (t, *J* = 5.6 Hz, 1 H), 4.14 (m, 2 H), 3.42 (m, 1 H), 3.34 (dt, *J* = 10.7, 5.4 Hz, 1 H), 3.24

(dt, $J = 10.7, 5.9$ Hz, 1 H), 1.98 (dtd, $J = 13.7, 7.9, 3.2$ Hz, 1 H), 1.69 (dddd, $J = 13.6, 9.1, 7.4, 6.0$ Hz, 1 H). Anal. ($C_7H_{10}BrN_3O_4$) C, H, N.

[0163] The filtrate above was added to ice/aqueous Na_2SO_3 (100 mL) and extracted with EtOAc (3x 100 mL). The aqueous portion was saturated with salt and further extracted with EtOAc (7x 100 mL). The combined extracts were evaporated to dryness and the residue was chromatographed on silica gel. Elution with 50-67% EtOAc/petroleum ether firstly gave foreruns, and then further elution with 67% EtOAc/petroleum ether and EtOAc gave additional diol **131** (728 mg, 21%).

[0164] Triisopropylsilyl chloride (2.50 mL, 11.7 mmol) was added to a solution of diol **131** (3.11 g, 11.1 mmol) and imidazole (1.66 g, 24.4 mmol) in anhydrous DMF (30 mL) under N_2 and then the mixture was stirred at room temperature for 18 h. The resulting mixture was added to ice-water (200 mL) and extracted with EtOAc (4x 200 mL). The extracts were washed with water (200 mL) and then evaporated to dryness and the residue was chromatographed on silica gel. Elution with 0-20% EtOAc/petroleum ether firstly gave foreruns, and then further elution with 20-33% EtOAc/petroleum ether gave 4-(2-bromo-4-nitro-1*H*-imidazol-1-yl)-1-[(triisopropylsilyl)oxy]-2-butanol (**132**) (4.60 g, 95%) as a white solid: mp (CH_2Cl_2 /pentane) 90-91 °C; 1H NMR ($CDCl_3$) δ 7.89 (s, 1 H), 4.24 (dd, $J = 7.7, 6.2$ Hz, 2 H), 3.74 (dd, $J = 9.6, 3.5$ Hz, 1 H), 3.62 (m, 1 H), 3.53 (dd, $J = 9.6, 6.8$ Hz, 1 H), 2.59 (d, $J = 3.8$ Hz, 1 H), 1.95-1.82 (m, 2 H), 1.17-1.03 (m, 21 H). Anal. ($C_{16}H_{30}BrN_3O_4Si$) C, H, N.

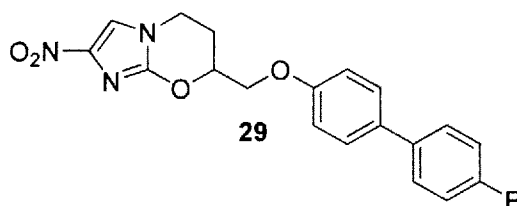
[0165] A stirred solution of alcohol **132** (2.45 g, 5.61 mmol) in anhydrous DMF (25 mL) under N_2 at 0 °C was treated with 60% NaH (388 mg, 9.70 mmol), then quickly degassed and resealed under N_2 . After stirring at room temperature for 2 h, the reaction was cooled (CO_2 /acetone), quenched with ice/aqueous $NaHCO_3$ (20 mL), diluted with ice-water (150 mL) and extracted with EtOAc (8x 80 mL). The extracts were washed with brine (100 mL) and then evaporated to dryness and the residue was chromatographed on silica gel. Elution with 0-25% EtOAc/petroleum ether firstly gave foreruns, and then further elution with 25% EtOAc/petroleum ether gave 2-nitro-7-[[[(triisopropylsilyl)oxy]methyl]-6,7-dihydro-5*H*-imidazo[2,1-*b*][1,3]oxazine (**133**) (1.77 g, 89%) as a pale yellow solid: mp (CH_2Cl_2 /pentane) 121-123 °C; 1H NMR ($CDCl_3$) δ

7.42 (s, 1 H), 4.45 (m, 1 H), 4.17 (ddd, $J = 12.3, 5.8, 3.7$ Hz, 1 H), 4.06 (ddd, $J = 12.3, 10.3, 5.4$ Hz, 1 H), 4.03 (dd, $J = 10.7, 4.1$ Hz, 1 H), 3.95 (dd, $J = 10.7, 5.8$ Hz, 1 H), 2.37 (dddd, $J = 14.5, 5.5, 3.6, 2.8$ Hz, 1 H), 2.27 (dtd, $J = 14.5, 10.1, 5.8$ Hz, 1 H), 1.17-1.03 (m, 21 H). Anal. ($C_{16}H_{29}N_3O_4Si$) C, H, N.

[0166] A suspension of silyl ether **133** (1.627 g, 4.58 mmol) in a solution of 1% HCl in 95% EtOH (desilylation conditions described by Cunico et al., 1980) (58 mL) was stirred at room temperature for 35 h. The resulting solution was cooled (CO_2 /acetone), neutralised by dropwise addition of 7M NH_3 in MeOH (7 mL) with stirring, and then concentrated to dryness and the residue was chromatographed on silica gel. Elution with 0-2% MeOH/ CH_2Cl_2 firstly gave foreruns, and then further elution with 2% MeOH/ CH_2Cl_2 gave (2-nitro-6,7-dihydro-5H-imidazo[2,1-*b*][1,3]oxazin-7-yl)methanol (**134**) (877 mg, 96%) as a pale yellow solid: mp (THF/MeOH/ CH_2Cl_2 /hexane) 179-181 °C; 1H NMR [$(CD_3)_2SO$] δ 8.04 (s, 1 H), 5.12 (t, $J = 5.8$ Hz, 1 H), 4.48 (dtd, $J = 10.2, 4.7, 2.5$ Hz, 1 H), 4.13 (ddd, $J = 12.5, 5.8, 3.0$ Hz, 1 H), 4.04 (ddd, $J = 12.4, 11.0, 5.1$ Hz, 1 H), 3.64 (m, 2 H), 2.18 (dtd, $J = 14.4, 5.0, 2.8$ Hz, 1 H), 2.03 (dtd, $J = 14.4, 10.6, 5.7$ Hz, 1 H). Anal. ($C_7H_9N_3O_4$) C, H, N.

[0167] Diethylazodicarboxylate (0.070 mL, 0.45 mmol) was added dropwise to a suspension of alcohol **134** (52.4 mg, 0.263 mmol), triphenylphosphine (104 mg, 0.397 mmol), and 4-(benzyloxy)phenol (79.5 mg, 0.397 mmol) in anhydrous THF (1.0 mL) and the resulting mixture was stirred at room temperature for 51 h. The solvent was removed and the residue was chromatographed on silica gel. Elution with 0-1% EtOAc/ CH_2Cl_2 firstly gave foreruns, and then further elution with 4% EtOAc/ CH_2Cl_2 gave a crude solid, which was further chromatographed on silica gel. Elution with 0-33% EtOAc/petroleum ether firstly gave foreruns, and then further elution with 4% MeOH/ CH_2Cl_2 gave **28** (36 mg, 36%) as a cream solid: mp (MeOH/ CH_2Cl_2 /hexane) 222-224 °C; 1H NMR [$(CD_3)_2SO$] δ 8.07 (s, 1 H), 7.46-7.28 (m, 5 H), 6.99-6.89 (m, 4 H), 4.86 (m, 1 H), 4.27-4.14 (m, 3 H), 4.09 (ddd, $J = 12.5, 10.9, 5.2$ Hz, 1 H), 2.35-2.25 (m, 1 H), 2.25-2.12 (m, 1 H). Anal. ($C_{20}H_{19}N_3O_5 \cdot 0.25H_2O$) C, H, N.

[0168] CC. Synthesis of 7-[(4'-fluoro[1,1'-biphenyl]-4-yl)oxy]methyl}-2-nitro-6,7-dihydro-5*H*-imidazo[2,1-*b*][1,3]oxazine (compound 29 of Table 1) by the method of Scheme 7.

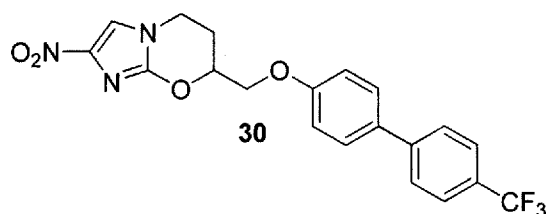


[0169] Diethylazodicarboxylate (0.070 mL, 0.45 mmol) was added dropwise to a suspension of oxazine alcohol 134 (see Example 2BB above) (251 mg, 1.26 mmol), triphenylphosphine (448 mg, 1.71 mmol), and 4-iodophenol (377 mg, 1.71 mmol) in anhydrous THF (3.0 mL) at 0 °C under N₂, and the resulting mixture was stirred at room temperature for 32 h. The solvent was removed and the residue was chromatographed on silica gel. Elution with CH₂Cl₂ firstly gave foreruns, and then further elution with 0-2% EtOAc/CH₂Cl₂ gave a crude solid, which was further chromatographed on silica gel. Elution with 0-50% EtOAc/petroleum ether firstly gave foreruns, and then further elution with 10% MeOH/CH₂Cl₂ gave 7-[(4-iodophenoxy)methyl]-2-nitro-6,7-dihydro-5*H*-imidazo[2,1-*b*][1,3]oxazine (135) (433 mg, 86%) as a cream solid: mp (MeOH/CH₂Cl₂/hexane) 224-227 °C; ¹H NMR [(CD₃)₂SO] δ 8.08 (s, 1 H), 7.62 (dt, *J* = 9.0, 2.7 Hz, 2 H), 6.86 (dt, *J* = 9.0, 2.7 Hz, 2 H), 4.89 (m, 1 H), 4.31 (dd, *J* = 11.1, 3.4 Hz, 1 H), 4.25 (dd, *J* = 11.1, 5.8 Hz, 1 H), 4.18 (ddd, *J* = 12.6, 5.8, 3.0 Hz, 1 H), 4.09 (ddd, *J* = 12.5, 10.8, 5.2 Hz, 1 H), 2.35-2.26 (m, 1 H), 2.25-2.12 (m, 1 H). Anal. (C₁₃H₁₂IN₃O₄) C, H, N.

[0170] A stirred mixture of iodide 135 (50.1 mg, 0.125 mmol), 4-fluorophenylboronic acid (31.5 mg, 0.225 mmol) and Pd(dppf)Cl₂ (14.1 mg, 0.019 mmol) in toluene (1 mL), EtOH (0.6 mL) and DMF (1.5 mL) was degassed for 5 min (vacuum pump) and then N₂ was added. An aqueous solution of 2M Na₂CO₃ (0.40 mL, 0.80 mmol) was added by syringe and the stirred mixture was again degassed for 5 min, and then N₂ was added. The resulting mixture was stirred at 90 °C for 90 min, and then cooled, diluted with aqueous NaHCO₃ (50 mL) and extracted with CH₂Cl₂ (4x 50 mL). The extracts were evaporated to dryness and the residue was chromatographed on silica gel. Elution with 0-1% EtOAc/CH₂Cl₂ firstly gave foreruns, and then

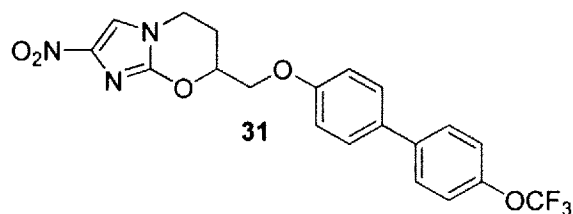
further elution with 1-2% EtOAc/CH₂Cl₂ gave **29** (42 mg, 91%) as a cream solid: mp (MeOH/CH₂Cl₂/pentane) 217-219 °C; ¹H NMR [(CD₃)₂SO] δ 8.09 (s, 1 H), 7.66 (ddt, *J* = 8.9, 5.4, 2.7 Hz, 2 H), 7.60 (dt, *J* = 8.8, 2.6 Hz, 2 H), 7.25 (tt, *J* = 8.9, 2.7 Hz, 2 H), 7.09 (dt, *J* = 8.8, 2.6 Hz, 2 H), 4.93 (m, 1 H), 4.37 (dd, *J* = 11.1, 3.4 Hz, 1 H), 4.32 (dd, *J* = 11.1, 5.7 Hz, 1 H), 4.20 (ddd, *J* = 12.6, 5.8, 3.0 Hz, 1 H), 4.11 (ddd, *J* = 12.5, 10.8, 5.2 Hz, 1 H), 2.38-2.30 (m, 1 H), 2.29-2.16 (m, 1 H). Anal. (C₁₉H₁₆FN₃O₄) C, H, N.

[0171] **DD. Synthesis of 2-nitro-7-([4'-(trifluoromethyl)[1,1'-biphenyl]-4-yl]oxy)methyl)-6,7-dihydro-5H-imidazo[2,1-*b*][1,3]oxazine (compound **30** of Table 1) by the method of Scheme 7.**



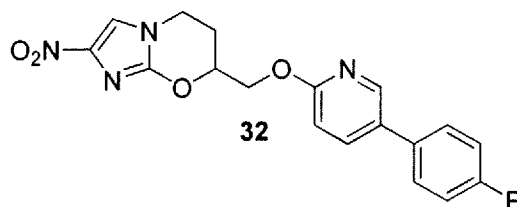
[0172] Suzuki coupling of iodide **135** and 4-(trifluoromethyl)phenylboronic acid as in Example 2CC above, followed by chromatography of the product on silica gel, eluting with 0-1% EtOAc/CH₂Cl₂ (foreruns) and then with 1-2% EtOAc/CH₂Cl₂, gave **30** (88%) as a cream solid: mp (MeOH/CH₂Cl₂/pentane) 242-245 °C; ¹H NMR [(CD₃)₂SO] δ 8.09 (s, 1 H), 7.86 (br d, *J* = 8.2 Hz, 2 H), 7.77 (br d, *J* = 8.3 Hz, 2 H), 7.72 (dt, *J* = 8.9, 2.5 Hz, 2 H), 7.14 (dt, *J* = 8.8, 2.5 Hz, 2 H), 4.94 (m, 1 H), 4.40 (dd, *J* = 11.1, 3.4 Hz, 1 H), 4.34 (dd, *J* = 11.1, 5.8 Hz, 1 H), 4.21 (ddd, *J* = 12.5, 5.8, 3.0 Hz, 1 H), 4.12 (ddd, *J* = 12.5, 10.9, 5.2 Hz, 1 H), 2.39-2.30 (m, 1 H), 2.29-2.17 (m, 1 H). Anal. (C₂₀H₁₆F₃N₃O₄) C, H, N.

[0173] **EE. Synthesis of 2-nitro-7-([4'-(trifluoromethoxy)[1,1'-biphenyl]-4-yl]oxy)methyl)-6,7-dihydro-5H-imidazo[2,1-*b*][1,3]oxazine (compound **31** of Table 1) by the method of Scheme 7.**



[0174] Suzuki coupling of iodide **135** and 4-(trifluoromethoxy)phenylboronic acid as in Example 2CC above, followed by chromatography of the product on silica gel, eluting with 0-1% EtOAc/CH₂Cl₂ (foreruns) and then with 1-2% EtOAc/CH₂Cl₂, gave **31** (89%) as a cream solid: mp (CH₂Cl₂/pentane) 197-199 °C; ¹H NMR [(CD₃)₂SO] δ 8.12 (s, 1 H), 7.75 (dt, *J* = 8.8, 2.5 Hz, 2 H), 7.65 (dt, *J* = 8.9, 2.5 Hz, 2 H), 7.42 (br d, *J* = 8.0 Hz, 2 H), 7.11 (dt, *J* = 8.9, 2.5 Hz, 2 H), 4.94 (m, 1 H), 4.38 (dd, *J* = 11.1, 3.3 Hz, 1 H), 4.32 (dd, *J* = 11.1, 5.8 Hz, 1 H), 4.20 (ddd, *J* = 12.5, 5.7, 2.8 Hz, 1 H), 4.11 (ddd, *J* = 12.4, 11.0, 5.1 Hz, 1 H), 2.38-2.29 (m, 1 H), 2.28-2.15 (m, 1 H). Anal. (C₂₀H₁₆F₃N₃O₅) C, H, N.

[0175] FF. Synthesis of 7-({[5-(4-fluorophenyl)pyridin-2-yl]oxy}methyl)-2-nitro-6,7-dihydro-5H-imidazo[2,1-b][1,3]oxazine (compound **32** of Table 1) by the method of Scheme 8.

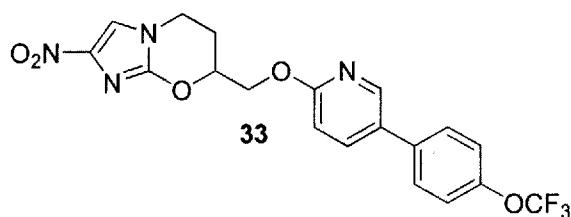


[0176] 5-Bromo-2-fluoropyridine (**91**) (0.52 mL, 5.05 mmol) was added to a solution of oxazine alcohol **134** (see Example 2BB) (500 mg, 2.51 mmol) in anhydrous DMF (10 mL) under N₂ at 0 °C. The resulting mixture was treated with 60% NaH (151 mg, 3.78 mmol), then quickly degassed and resealed under N₂. Further 5-bromo-2-fluoropyridine (**91**) (0.52 mL, 5.05 mmol) was added and the mixture was stirred at room temperature for 2.5 h, and then cooled (CO₂/acetone), quenched with ice/aqueous NaHCO₃ (30 mL), added to brine (100 mL) and extracted with CH₂Cl₂ (8x 100 mL). The combined extracts were evaporated to dryness and the residue was chromatographed on silica gel. Elution with 0-1% EtOAc/CH₂Cl₂ firstly gave foreruns, and then further elution with 2-4% EtOAc/CH₂Cl₂ gave 7-({[5-(5-bromo-2-pyridinyl)oxy]methyl}-2-nitro-

6,7-dihydro-5*H*-imidazo[2,1-*b*][1,3]oxazine (**136**) (778 mg, 87%) as a white solid: mp (MeOH/CH₂Cl₂/hexane) 182-184 °C; ¹H NMR [(CD₃)₂SO] δ 8.30 (dd, *J* = 2.6, 0.5 Hz, 1 H), 8.07 (s, 1 H), 7.95 (dd, *J* = 8.8, 2.6 Hz, 1 H), 6.91 (dd, *J* = 8.8, 0.6 Hz, 1 H), 4.90 (m, 1 H), 4.58 (dd, *J* = 12.0, 3.3 Hz, 1 H), 4.52 (dd, *J* = 12.0, 6.0 Hz, 1 H), 4.17 (ddd, *J* = 12.6, 5.8, 2.8 Hz, 1 H), 4.09 (ddd, *J* = 12.5, 11.0, 5.2 Hz, 1 H), 2.34-2.26 (m, 1 H), 2.23-2.11 (m, 1 H). Anal. (C₁₂H₁₁BrN₄O₄) C, H, N.

[0177] Suzuki coupling of bromide **136** and 4-fluorophenylboronic acid (2.0 equiv.) as in Example 2M for 2.5 h, followed by chromatography of the product on silica gel, eluting with 0-3% EtOAc/CH₂Cl₂ (foreruns) and then with 3% EtOAc/CH₂Cl₂, gave **32** (91%) as a cream solid: mp (MeOH/CH₂Cl₂/hexane) 180-181 °C; ¹H NMR [(CD₃)₂SO] δ 8.47 (dd, *J* = 2.5, 0.5 Hz, 1 H), 8.09 (s, 1 H), 8.05 (dd, *J* = 8.6, 2.6 Hz, 1 H), 7.72 (ddt, *J* = 8.9, 5.4, 2.7 Hz, 2 H), 7.30 (tt, *J* = 8.9, 2.7 Hz, 2 H), 6.98 (dd, *J* = 8.6, 0.6 Hz, 1 H), 4.94 (m, 1 H), 4.64 (dd, *J* = 12.0, 3.4 Hz, 1 H), 4.58 (dd, *J* = 12.0, 6.1 Hz, 1 H), 4.19 (ddd, *J* = 12.6, 5.8, 2.7 Hz, 1 H), 4.10 (ddd, *J* = 12.4, 11.1, 5.1 Hz, 1 H), 2.37-2.28 (m, 1 H), 2.26-2.13 (m, 1 H); APCI MS *m/z* 371 [M + H]⁺.

[0178] GG. Synthesis of 2-nitro-7-[(5-[4-(trifluoromethoxy)phenyl]-2-pyridinyl)oxy)methyl]-6,7-dihydro-5*H*-imidazo[2,1-*b*][1,3]oxazine (compound **33** of Table 1) by the method of Scheme 8.

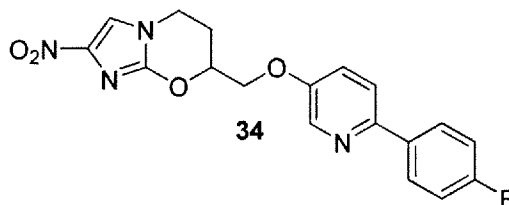


[0179] Suzuki coupling of bromide **136** and 4-(trifluoromethoxy)phenylboronic acid as in Example 2M for 2.5 h, followed by chromatography of the product on silica gel, eluting with CH₂Cl₂ (foreruns) and then with 0-2.5% EtOAc/CH₂Cl₂, gave **33** (90%) as a cream solid: mp (CH₂Cl₂/hexane) 161-163 °C; ¹H NMR (CDCl₃) δ 8.32 (d, *J* = 2.0 Hz, 1 H), 7.79 (dd, *J* = 8.5, 2.5 Hz, 1 H), 7.53 (br d, *J* = 8.7 Hz, 2 H), 7.45 (s, 1 H), 7.30 (br d, *J* = 8.1 Hz, 2 H), 6.86 (d, *J* = 8.6 Hz, 1 H), 4.84 (m, 1 H), 4.72 (dd, *J* = 11.7, 5.1 Hz, 1 H), 4.66 (dd, *J* = 11.7, 4.9 Hz, 1 H), 4.21

(ddd, $J = 12.4, 5.8, 3.4$ Hz, 1 H), 4.13 (ddd, $J = 12.4, 10.4, 5.5$ Hz, 1 H), 2.48-2.30 (m, 2 H).

Anal. (C₁₉H₁₅F₃N₄O₅) C, H, N.

[0180] HH. Synthesis of 7-({[6-(4-fluorophenyl)-3-pyridinyl]oxy}methyl)-2-nitro-6,7-dihydro-5H-imidazo[2,1-b][1,3]oxazine (compound 34 of Table 1) by the method of Scheme 8.



[0181] A mixture of epoxide **129** (see Example 2AA) (1.004 g, 4.61 mmol), 6-bromo-3-pyridinol (4.015 g, 23.1 mmol) and powdered K₂CO₃ (3.319 g, 24.0 mmol) in anhydrous 2-butanone (10 mL) under N₂ was stirred at 82-85 °C for 28 h. The resulting cooled mixture was diluted with water (100 mL) and extracted with 25% EtOAc/CH₂Cl₂ (3x 100 mL). The extracts were evaporated to dryness and the residue was chromatographed on silica gel. Elution with 0-40% EtOAc/petroleum ether firstly gave foreruns, and then further elution with 40% EtOAc/petroleum ether gave 1-[(6-bromo-3-pyridinyl)oxy]-4-(2-chloro-4-nitro-1H-imidazol-1-yl)-2-butanol (**137**) (667 mg, 37%) as a cream solid: mp (MeOH/CH₂Cl₂/pentane) 112-114 °C; ¹H NMR [(CD₃)₂SO] δ 8.56 (s, 1 H), 8.12 (d, $J = 3.1$ Hz, 1 H), 7.53 (d, $J = 8.8$ Hz, 1 H), 7.39 (dd, $J = 8.8, 3.2$ Hz, 1 H), 5.28 (br d, $J = 4.5$ Hz, 1 H), 4.24 (dd, $J = 14.0, 5.8$ Hz, 1 H), 4.18 (dd, $J = 14.2, 7.3$ Hz, 1 H), 3.99 (dd, $J = 10.0, 4.9$ Hz, 1 H), 3.96 (dd, $J = 10.0, 5.5$ Hz, 1 H), 3.82 (m, 1 H), 2.06 (dtd, $J = 13.9, 7.7, 3.4$ Hz, 1 H), 1.90 (ddt, $J = 13.7, 9.2, 6.7$ Hz, 1 H); HRESIMS calcd for C₁₂H₁₃BrClN₄O₄ m/z [M + H]⁺ 394.9754, 392.9782, 390.9803, found 394.9753, 392.9777, 390.9797.

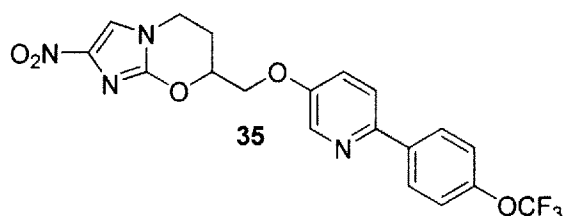
[0182] Further elution of the above column with EtOAc gave crude ring-closed material, which was further chromatographed on silica gel. Elution with 0-0.5% MeOH/CH₂Cl₂ firstly gave foreruns and then further elution with 0.5% MeOH/CH₂Cl₂ gave 7-({[6-(4-fluorophenyl)-3-pyridinyl]oxy}methyl)-2-nitro-6,7-dihydro-5H-imidazo[2,1-b][1,3]oxazine (**138**) (51 mg, 3%) as a cream solid: mp (MeOH/CH₂Cl₂/hexane) 200-202 °C; ¹H NMR [(CD₃)₂SO] δ 8.19 (d, $J = 3.2$

Hz, 1 H), 8.08 (s, 1 H), 7.58 (d, $J = 8.7$ Hz, 1 H), 7.47 (dd, $J = 8.8, 3.2$ Hz, 1 H), 4.92 (m, 1 H), 4.43 (dd, $J = 11.2, 3.3$ Hz, 1 H), 4.37 (dd, $J = 11.2, 5.8$ Hz, 1 H), 4.19 (ddd, $J = 12.5, 5.8, 3.0$ Hz, 1 H), 4.10 (ddd, $J = 12.5, 10.9, 5.2$ Hz, 1 H), 2.36-2.27 (m, 1 H), 2.26-2.13 (m, 1 H). Anal. ($C_{12}H_{11}BrN_4O_4$) C, H, N.

[0183] Ring closure of alcohol **137** with NaH (1.6 equiv.) as in Example 2AA followed by chromatography of the product on silica gel, eluting with 0-0.5% MeOH/ CH_2Cl_2 (foreruns) and then with 0.5-0.75% MeOH/ CH_2Cl_2 , gave additional **138** (87%) as a pale yellow solid (see above).

[0184] Suzuki coupling of bromide **138** and 4-fluorophenylboronic acid as in Example 2M for 2.5 h, followed by chromatography of the product on silica gel, eluting with 0-0.5% MeOH/ CH_2Cl_2 (foreruns) and then with 0.5% MeOH/ CH_2Cl_2 , gave **34** (87%) as a cream solid: mp (MeOH/ CH_2Cl_2 /hexane) 204-206 °C; 1H NMR [$(CD_3)_2SO$] δ 8.43 (br d, $J = 2.7$ Hz, 1 H), 8.11 (s, 1 H), 8.07 (ddt, $J = 8.9, 5.6, 2.7$ Hz, 2 H), 7.94 (br d, $J = 8.7$ Hz, 1 H), 7.56 (dd, $J = 8.8, 3.0$ Hz, 1 H), 7.28 (tt, $J = 8.9, 2.6$ Hz, 2 H), 4.96 (m, 1 H), 4.47 (dd, $J = 11.2, 3.2$ Hz, 1 H), 4.41 (dd, $J = 11.2, 5.8$ Hz, 1 H), 4.20 (ddd, $J = 12.5, 5.7, 2.9$ Hz, 1 H), 4.11 (ddd, $J = 12.4, 11.0, 5.1$ Hz, 1 H), 2.38-2.30 (m, 1 H), 2.29-2.16 (m, 1 H); APCI MS m/z 371 [$M + H$] $^+$.

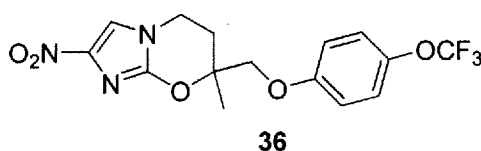
[0185] II. Synthesis of 2-nitro-7-[(6-[4-(trifluoromethoxy)phenyl]-3-pyridinyl)oxy)methyl]-6,7-dihydro-5H-imidazo[2,1-*b*][1,3]oxazine (compound **35** of Table 1) by the method of Scheme 8.



[0186] Suzuki coupling of bromide **138** and 4-(trifluoromethoxy)phenylboronic acid as in Example 2M for 2.5 h, followed by chromatography of the product on silica gel, eluting with 0-0.33% MeOH/ CH_2Cl_2 (foreruns) and then with 0.33% MeOH/ CH_2Cl_2 , gave **35** (87%) as a cream solid: mp (MeOH/ CH_2Cl_2 /hexane) 161-163 °C; 1H NMR [$(CD_3)_2SO$] δ 8.46 (d, $J = 2.9$ Hz,

1 H), 8.15 (br d, $J = 8.8$ Hz, 2 H), 8.11 (s, 1 H), 7.99 (d, $J = 8.8$ Hz, 1 H), 7.59 (dd, $J = 8.8, 3.0$ Hz, 1 H), 7.45 (br d, $J = 8.2$ Hz, 2 H), 4.96 (m, 1 H), 4.49 (dd, $J = 11.2, 3.2$ Hz, 1 H), 4.43 (dd, $J = 11.2, 5.8$ Hz, 1 H), 4.20 (ddd, $J = 12.5, 5.6, 2.7$ Hz, 1 H), 4.12 (ddd, $J = 12.4, 11.0, 5.2$ Hz, 1 H), 2.39-2.30 (m, 1 H), 2.29-2.16 (m, 1 H). Anal. ($C_{19}H_{15}F_3N_4O_5$) C, H, N.

[0187] JJ. Synthesis of 7-methyl-2-nitro-7-{[4-(trifluoromethoxy)phenoxy]methyl}-6,7-dihydro-5H-imidazo[2,1-*b*][1,3]oxazine (compound 36 of Table 1) by the method of Scheme 9.



[0188] A solution of 4-iodo-2-methyl-1-butene (obtained by iodination of 3-methyl-3-buten-1-ol, as reported by Helmboldt et al., 2006) (2.01 g, 10.3 mmol) in anhydrous DMF (3 mL, then 3x 1 mL to rinse) was added to a stirred mixture of 2-chloro-4(5)-nitroimidazole (**81**) (1.00 g, 6.80 mmol) and powdered K_2CO_3 (2.83 g, 20.5 mmol) in anhydrous DMF (6.5 mL) under N_2 , and the mixture was stirred at 61 °C for 20 h. The resulting cooled mixture was added to ice/aqueous $NaHCO_3$ (100 mL) and extracted with EtOAc (4x 100 mL). The extracts were washed with dilute brine (100 mL) and then evaporated to dryness and the residue was chromatographed on silica gel. Elution with 0-10% EtOAc/petroleum ether firstly gave foreruns, and then further elution with 10-15% EtOAc/petroleum ether gave 2-chloro-1-(3-methyl-3-butenyl)-4-nitro-1*H*-imidazole (**139**) (1.15 g, 78%) as a white solid: mp (CH_2Cl_2 /pentane) 68-69 °C; 1H NMR ($CDCl_3$) δ 7.71 (s, 1 H), 4.90 (m, 1 H), 4.69 (m, 1 H), 4.13 (t, $J = 7.1$ Hz, 2 H), 2.52 (br t, $J = 7.1$ Hz, 2 H), 1.80 (s, 3 H); HRFABMS calcd for $C_8H_{11}ClN_3O_2$ m/z $[M + H]^+$ 218.0510, 216.0540, found 218.0512, 216.0544.

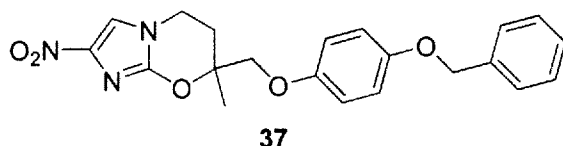
[0189] Epoxidation of alkene **139** with 3-chloroperbenzoic acid as in Example 2G for 4 h, followed by chromatography of the product on silica gel, eluting with CH_2Cl_2 (foreruns) and then with 0-5% EtOAc/ CH_2Cl_2 , gave 2-chloro-1-[2-(2-methyl-2-oxiranyl)ethyl]-4-nitro-1*H*-imidazole (**140**) (88%) as a cream solid: mp (CH_2Cl_2 /pentane) 82-85 °C; 1H NMR ($CDCl_3$) δ 7.78 (s, 1 H), 4.12 (t, $J = 7.6$ Hz, 1 H), 2.66 (d, $J = 4.4$ Hz, 1 H), 2.62 (d, $J = 4.4$ Hz, 1 H), 2.19 (dt, J

= 14.3, 7.7 Hz, 1 H), 2.04 (dt, $J = 14.3, 7.4$ Hz, 1 H), 1.39 (s, 3 H); HRFABMS calcd for $C_8H_{11}ClN_3O_3$ m/z $[M + H]^+$ 234.0459, 232.0489, found 234.0466, 232.0488.

[0190] Reaction of epoxide **140** with 4-trifluoromethoxyphenol as in Example 2AA at 82 °C for 10 h, followed by chromatography of the product on silica gel, eluting with CH_2Cl_2 (foreruns) and then with 0-2% EtOAc/ CH_2Cl_2 , gave 4-(2-chloro-4-nitro-1*H*-imidazol-1-yl)-2-methyl-1-[4-(trifluoromethoxy)phenoxy]-2-butanol (**141**) (77%) as a pale yellow oil; 1H NMR ($CDCl_3$) δ 7.81 (s, 1 H), 7.17 (br dd, $J = 9.1, 0.7$ Hz, 2 H), 6.90 (dt, $J = 9.2, 3.1$ Hz, 2 H), 4.29 (ddd, $J = 14.1, 9.5, 6.3$ Hz, 1 H), 4.24 (ddd, $J = 14.1, 9.6, 6.5$ Hz, 1 H), 3.85 (d, $J = 9.0$ Hz, 1 H), 3.82 (d, $J = 9.0$ Hz, 1 H), 2.23 (ddd, $J = 13.8, 9.3, 6.5$ Hz, 1 H), 2.21 (s, 1 H), 1.40 (s, 3 H); HRESIMS calcd for $C_{15}H_{16}ClF_3N_3O_5$ m/z $[M + H]^+$ 412.0697, 410.0725, found 412.0700, 410.0722.

[0191] Ring closure of alcohol **141** with NaH as in Example 2AA for 2 h, followed by chromatography of the product on silica gel, eluting with 25-33% EtOAc/petroleum ether (foreruns) and then with 50% EtOAc/petroleum ether, gave **36** (61%) as a cream solid: mp (CH_2Cl_2 /pentane) 134-136 °C; 1H NMR ($CDCl_3$) δ 7.45 (s, 1 H), 7.16 (br dd, $J = 9.1, 0.8$ Hz, 2 H), 6.87 (dt, $J = 9.2, 3.0$ Hz, 2 H), 4.21-4.02 (m, 4 H), 2.51 (ddd, $J = 14.5, 7.4, 6.0$ Hz, 1 H), 2.25 (dt, $J = 14.5, 6.2$ Hz, 1 H), 1.60 (s, 3 H). Anal. ($C_{15}H_{14}F_3N_3O_5$) C, H, N.

[0192] KK. Synthesis of 7-[[4-(benzyloxy)phenoxy]methyl]-7-methyl-2-nitro-6,7-dihydro-5*H*-imidazo[2,1-*b*][1,3]oxazine (compound **37** of Table 1) by the method of Scheme 9.

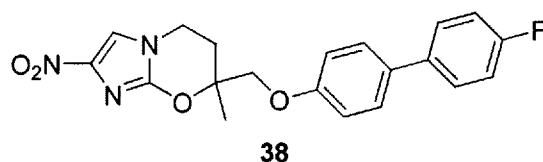


[0193] Reaction of epoxide **140** (see Example 2JJ) with 4-(benzyloxy)phenol as in Example 2AA at 82 °C for 10 h, followed by chromatography of the product on silica gel, eluting with CH_2Cl_2 (foreruns) and then with 2% EtOAc/ CH_2Cl_2 , gave 1-[4-(benzyloxy)phenoxy]-4-(2-chloro-4-nitro-1*H*-imidazol-1-yl)-2-methyl-2-butanol (**142**) (79%) as an oil; 1H NMR ($CDCl_3$) δ

7.79 (s, 1 H), 7.44-7.29 (m, 5 H), 6.92 (dt, $J = 9.2, 3.0$ Hz, 2 H), 6.83 (dt, $J = 9.2, 3.0$ Hz, 2 H), 4.28 (ddd, $J = 14.0, 9.7, 6.1$ Hz, 1 H), 4.23 (ddd, $J = 14.0, 9.7, 6.3$ Hz, 1 H), 3.81 (d, $J = 9.1$ Hz, 1 H), 3.77 (d, $J = 9.0$ Hz, 1 H), 2.29 (s, 1 H), 2.22 (ddd, $J = 13.8, 9.6, 6.2$ Hz, 1 H), 2.02 (ddd, $J = 13.6, 9.7, 6.5$ Hz, 1 H), 1.38 (s, 3 H); HRESIMS calcd for $C_{21}H_{23}ClN_3O_5$ m/z $[M + H]^+$ 434.1293, 432.1321, found 434.1298, 432.1319.

[0194] Ring closure of alcohol **142** with NaH (1.4 equiv.) as in Example 2AA, followed by chromatography of the product on silica gel, eluting with 0-33% EtOAc/petroleum ether (foreruns) and then with EtOAc, gave the crude product, which was further chromatographed on silica gel. Elution with 0-2.5% EtOAc/ CH_2Cl_2 firstly gave foreruns, then further elution with 2.5% EtOAc/ CH_2Cl_2 gave **37** (53%) as a cream solid: mp (CH_2Cl_2 /hexane) 174-176 °C; 1H NMR [$(CD_3)_2SO$] δ 8.07 (s, 1 H), 7.45-7.28 (m, 5 H), 6.94 (dt, $J = 9.3, 2.9$ Hz, 2 H), 6.89 (dt, $J = 9.3, 2.9$ Hz, 2 H), 5.04 (s, 2 H), 4.21-4.06 (m, 2 H), 4.10 (s, 2 H), 2.37 (ddd, $J = 14.5, 7.9, 6.2$ Hz, 1 H), 2.17 (dt, $J = 14.4, 5.8$ Hz, 1 H), 1.48 (s, 3 H). Anal. ($C_{21}H_{21}N_3O_5$) C, H, N.

[0195] LL. Synthesis of 7-[[4'-fluoro[1,1'-biphenyl]-4-yl]oxy]methyl]-7-methyl-2-nitro-6,7-dihydro-5H-imidazo[2,1-b][1,3]oxazine (compound **38** of Table 1) by the method of Scheme 9.



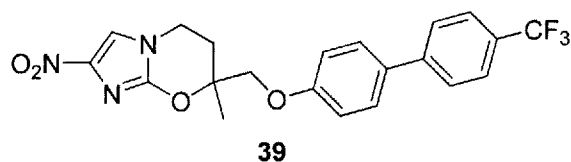
[0196] Reaction of epoxide **140** (see Example 2JJ) with 4-iodophenol as in Example 2AA at 83 °C for 8 h, followed by chromatography of the product on silica gel, eluting with 0-2% EtOAc/ CH_2Cl_2 (foreruns) and then with 5% EtOAc/ CH_2Cl_2 , gave 4-(2-chloro-4-nitro-1H-imidazol-1-yl)-1-(4-iodophenoxy)-2-methyl-2-butanol (**143**) (81%) as a cream solid: mp (CH_2Cl_2 /pentane) 91-93 °C; 1H NMR ($CDCl_3$) δ 7.80 (s, 1 H), 7.59 (dt, $J = 8.9, 2.6$ Hz, 1 H), 6.69 (dt, $J = 8.9, 2.6$ Hz, 1 H), 4.28 (ddd, $J = 14.1, 9.6, 6.3$ Hz, 1 H), 4.23 (ddd, $J = 14.1, 9.4, 6.5$ Hz, 1 H), 3.82 (d, $J = 9.0$ Hz, 1 H), 3.79 (d, $J = 9.0$ Hz, 1 H), 2.22 (ddd, $J = 13.8, 9.2, 6.5$ Hz, 1

H), 2.20 (s, 1 H), 2.02 (ddd, $J = 13.8, 9.6, 6.6$ Hz, 1 H), 1.39 (s, 3 H); HRESIMS calcd for $C_{14}H_{16}ClIN_3O_4$ m/z $[M + H]^+$ 453.9840, 451.9869, found 453.9832, 451.9857.

[0197] Ring closure of alcohol **143** with NaH (1.5 equiv.) as in Example 2AA, followed by chromatography of the product on silica gel, eluting with 0-33% EtOAc/petroleum ether (foreruns) and then with 0-5% EtOAc/ CH_2Cl_2 , gave 7-[(4-iodophenoxy)methyl]-7-methyl-2-nitro-6,7-dihydro-5*H*-imidazo[2,1-*b*][1,3]oxazine (**144**) (74%) as a pale yellow solid: mp (CH_2Cl_2 /hexane) 170-172 °C; 1H NMR ($CDCl_3$) δ 7.57 (dt, $J = 9.0, 2.7$ Hz, 2 H), 7.44 (s, 1 H), 6.64 (dt, $J = 9.0, 2.7$ Hz, 2 H), 4.19-4.05 (m, 2 H), 4.07 (d, $J = 9.6$ Hz, 1 H), 4.02 (d, $J = 9.6$ Hz, 1 H), 2.49 (ddd, $J = 14.5, 7.4, 6.0$ Hz, 1 H), 2.24 (ddd, $J = 14.5, 6.4, 5.9$ Hz, 1 H), 1.58 (s, 3 H). Anal. ($C_{14}H_{14}IN_3O_4$) C, H, N.

[0198] Suzuki coupling of iodide **144** and 4-fluorophenylboronic acid as in Example 2CC for 100 min, followed by chromatography of the product on silica gel, eluting with 0-1% EtOAc/ CH_2Cl_2 (foreruns) and then with 1-2% EtOAc/ CH_2Cl_2 , gave **38** (90%) as a pale yellow-orange solid: mp (CH_2Cl_2 /pentane) 160-162 °C; 1H NMR ($CDCl_3$) δ 7.51-7.44 (m, 5 H), 7.10 (tt, $J = 8.7, 2.6$ Hz, 2 H), 6.92 (dt, $J = 8.8, 2.6$ Hz, 2 H), 4.23-4.06 (m, 4 H), 2.53 (ddd, $J = 14.4, 7.2, 6.0$ Hz, 1 H), 2.28 (ddd, $J = 14.5, 6.8, 5.9$ Hz, 1 H), 1.62 (s, 3 H). Anal. ($C_{20}H_{18}FN_3O_4$) C, H, N.

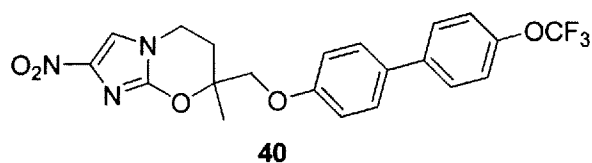
[0199] MM. Synthesis of 7-methyl-2-nitro-7-({[4'-(trifluoromethyl)[1,1'-biphenyl]-4-yl]oxy}methyl)-6,7-dihydro-5*H*-imidazo[2,1-*b*][1,3]oxazine (compound **39** of Table 1) by the method of Scheme 9.



[0200] Suzuki coupling of iodide **144** (see Example 2LL) and 4-(trifluoromethyl)phenylboronic acid as in Example 2CC for 100 min, followed by chromatography of the product on silica gel, eluting with 0-1% EtOAc/ CH_2Cl_2 (foreruns) and then with 1% EtOAc/ CH_2Cl_2 , gave **39** (87%) as a cream solid: mp (CH_2Cl_2 /pentane) 196-198 °C; 1H NMR ($CDCl_3$) δ 7.67 (br d, $J = 8.5$ Hz, 2 H), 7.63 (br d, $J = 8.4$ Hz, 2 H), 7.54 (dt, $J = 8.8,$

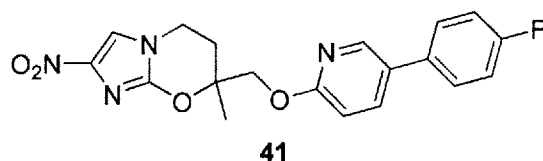
2.6 Hz, 2 H), 7.46 (s, 1 H), 6.96 (dt, $J = 8.8, 2.6$ Hz, 2 H), 4.23-4.08 (m, 4 H), 2.54 (ddd, $J = 14.5, 7.3, 6.0$ Hz, 1 H), 2.28 (ddd, $J = 14.5, 6.6, 5.9$ Hz, 1 H), 1.62 (s, 3 H). Anal. ($C_{21}H_{18}F_3N_3O_4$) C, H, N.

[0201] NN. Synthesis of 7-methyl-2-nitro-7-({4'-(trifluoromethoxy)[1,1'-biphenyl]-4-yl}oxy)methyl)-6,7-dihydro-5H-imidazo[2,1-b][1,3]oxazine (compound 40 of Table 1) by the method of Scheme 9.



[0202] Suzuki coupling of iodide 144 (see Example 2LL) and 4-(trifluoromethoxy)phenylboronic acid as in Example 2CC for 105 min, followed by chromatography of the product on silica gel, eluting with 0-1% EtOAc/ CH_2Cl_2 (foreruns) and then with 1% EtOAc/ CH_2Cl_2 , gave **40** (89%) as a pale yellow-pink solid: mp (CH_2Cl_2 /pentane) 186-188 °C; 1H NMR ($CDCl_3$) δ 7.53 (dt, $J = 8.8, 2.5$ Hz, 2 H), 7.49 (dd, $J = 8.8, 2.6$ Hz, 2 H), 7.46 (s, 1 H), 7.26 (br dd, $J = 8.7, 0.8$ Hz, 2 H), 6.94 (dt, $J = 8.8, 2.6$ Hz, 2 H), 4.23-4.07 (m, 4 H), 2.53 (ddd, $J = 14.5, 7.2, 6.0$ Hz, 1 H), 2.28 (ddd, $J = 14.5, 6.7, 5.9$ Hz, 1 H), 1.62 (s, 3 H). Anal. ($C_{21}H_{18}F_3N_3O_5$) C, H, N.

[0203] OO. Synthesis of 7-({[5-(4-fluorophenyl)-2-pyridinyl]oxy}methyl)-7-methyl-2-nitro-6,7-dihydro-5H-imidazo[2,1-b][1,3]oxazine (compound 41 of Table 1) by the method of Scheme 10.



[0204] A solution of 4-iodo-2-methyl-1-butene (obtained by iodination of 3-methyl-3-buten-1-ol, as reported by Helmboldt et al., 2006) (2.68 g, 13.7 mmol) in anhydrous DMF (5 mL, then 2x 2 mL + 1 mL to rinse) was added to a stirred mixture of 2-bromo-4(5)-nitroimidazole

(**80**) (2.00 g, 10.4 mmol) and powdered K_2CO_3 (4.35 g, 31.5 mmol) in anhydrous DMF (10 mL) under N_2 , and the resulting mixture was stirred at 60 °C for 11 h. The resulting cooled mixture was added to ice/aqueous $NaHCO_3$ (120 mL) and extracted with EtOAc (3x 100 mL). The extracts were washed with dilute brine (100 mL) and then evaporated to dryness and the residue was chromatographed on silica gel. Elution with 0-10% EtOAc/petroleum ether firstly gave foreruns, and then further elution with 20-25% EtOAc/petroleum ether gave 2-bromo-1-(3-methyl-3-butenyl)-4-nitro-1*H*-imidazole (**145**) (2.296 g, 85%) as a white solid: mp (CH_2Cl_2 /pentane) 90-92 °C; 1H NMR ($CDCl_3$) δ 7.76 (s, 1 H), 4.90 (m, 1 H), 4.70 (m, 1 H), 4.12 (t, $J = 7.2$ Hz, 2 H), 2.52 (br t, $J = 7.1$ Hz, 2 H), 1.81 (s, 3 H). Anal. ($C_8H_{10}BrN_3O_2$) C, H, N.

[0205] Osmium tetroxide (2.55 mL of a 4% aqueous solution, 0.417 mmol) was added to a solution of alkene **145** (2.15 g, 8.27 mmol) and 4-methylmorpholine *N*-oxide (1.49 g, 12.7 mmol) in CH_2Cl_2 (55 mL), and then the mixture was stirred at room temperature for 4 h. The mixture was cooled (-20 °C), slowly diluted with petroleum ether (70 mL) and re-cooled (-20 °C) and the resulting precipitate was isolated by filtration, washed with petroleum ether and water, and dried to give 4-(2-bromo-4-nitro-1*H*-imidazol-1-yl)-2-methyl-1,2-butanediol (**146**) (1.53 g, 63%) as a pale grey-brown solid: mp (MeOH/ CH_2Cl_2 /pentane) 121-123 °C; 1H NMR [$(CD_3)_2SO$] δ 8.58 (s, 1 H), 4.69 (br t, $J = 5.3$ Hz, 1 H), 4.41 (br s, 1 H), 4.13 (t, $J = 8.1$ Hz, 2 H), 3.24 (dd, $J = 10.6$, 5.6 Hz, 1 H), 3.18 (dd, $J = 10.7$, 5.6 Hz, 1 H), 1.89 (dt, $J = 13.3$, 8.1 Hz, 1 H), 1.82 (dt, $J = 13.3$, 8.1 Hz, 1 H), 1.09 (s, 3 H). Anal. ($C_8H_{12}BrN_3O_4$) C, H, N.

[0206] The aqueous portion above was saturated with salt and extracted with EtOAc (6x 100 mL). The combined extracts were evaporated to dryness and the residue was chromatographed on silica gel. Elution with 50-67% EtOAc/petroleum ether firstly gave foreruns, and then further elution with 67-80% EtOAc/petroleum ether gave additional **146** (882 mg, 36%).

[0207] Triisopropylsilyl chloride (2.00 mL, 9.35 mmol) was added to a solution of diol **146** (2.507 g, 8.52 mmol) and imidazole (1.278 g, 18.8 mmol) in anhydrous DMF (25 mL) under N_2 and then the mixture was stirred at room temperature for 3 d. Further triisopropylsilyl chloride (0.50 mL, 2.34 mmol) was added and the mixture was stirred at room temperature for 3 d. The resulting mixture was added to ice-water (130 mL) and extracted with EtOAc (4x 100 mL).

The extracts were washed with water (100 mL) and then evaporated to dryness and the residue was chromatographed on silica gel. Elution with 0-10% EtOAc/petroleum ether firstly gave foreruns, and then further elution with 33% EtOAc/petroleum ether gave 4-(2-bromo-4-nitro-1*H*-imidazol-1-yl)-2-methyl-1-[(triisopropylsilyl)oxy]-2-butanol (**147**) (3.658 g, 95%) as a white solid: mp (CH₂Cl₂/pentane) 73-75 °C; ¹H NMR (CDCl₃) δ 7.85 (s, 1 H), 4.26 (ddd, *J* = 14.1, 10.3, 5.8 Hz, 1 H), 4.19 (ddd, *J* = 14.1, 10.3, 6.0 Hz, 1 H), 3.56 (s, 2 H), 2.52 (s, 1 H), 2.11 (ddd, *J* = 13.6, 10.3, 5.8 Hz, 1 H), 1.87 (ddd, *J* = 13.6, 10.3, 6.0 Hz, 1 H), 1.25 (s, 3 H), 1.21-1.04 (m, 21 H). Anal. (C₁₇H₃₂BrN₃O₄Si) C, H, N.

[0208] A stirred solution of alcohol **147** (3.60 g, 8.00 mmol) in anhydrous DMF (35 mL) under N₂ at 0 °C was treated with 60% NaH (550 mg, 13.8 mmol), then quickly degassed and resealed under N₂. After stirring at room temperature for 2.5 h and then at 46 °C for 190 min, the reaction was cooled (CO₂/acetone), quenched with ice/aqueous NaHCO₃ (40 mL), diluted with ice-water (140 mL) and extracted with EtOAc (5x 80 mL). The combined extracts were washed with brine (80 mL) and then evaporated to dryness and the residue was chromatographed on silica gel. Elution with 0-15% EtOAc/petroleum ether firstly gave foreruns, and then further elution with 15-25% EtOAc/petroleum ether gave 7-methyl-2-nitro-7-[(triisopropylsilyl)oxy]methyl-6,7-dihydro-5*H*-imidazo[2,1-*b*][1,3]oxazine (**148**) (2.599 g, 88%) as a pale yellow solid: mp (CH₂Cl₂/pentane) 112-114 °C; ¹H NMR (CDCl₃) δ 7.41 (s, 1 H), 4.14 (ddd, *J* = 12.4, 6.9, 5.8 Hz, 1 H), 4.03 (ddd, *J* = 12.4, 7.3, 5.8 Hz, 1 H), 3.84 (d, *J* = 10.2 Hz, 1 H), 3.77 (d, *J* = 10.2 Hz, 1 H), 2.37 (ddd, *J* = 14.4, 7.2, 5.8 Hz, 1 H), 2.11 (ddd, *J* = 14.4, 6.9, 5.9 Hz, 1 H), 1.45 (s, 3 H), 1.16-0.97 (m, 21 H). Anal. (C₁₇H₃₁N₃O₄Si) C, H, N.

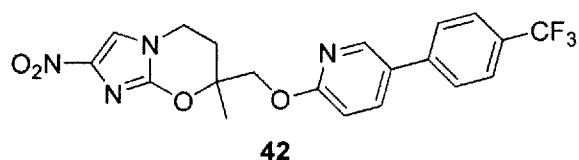
[0209] A suspension of silyl ether **148** (2.518 g, 6.81 mmol) in a solution of 1% HCl in 95% EtOH (desilylation conditions described by Cunico et al., 1980) (90 mL) was stirred at 44 °C for 3 days. The resulting solution was cooled (CO₂/acetone), neutralised by dropwise addition of 7M NH₃ in MeOH (8 mL) and NaHCO₃ (0.10 g, 1.19 mmol) with stirring, and then concentrated to dryness and the residue was chromatographed on silica gel. Elution with 0-1% MeOH/CH₂Cl₂ firstly gave foreruns, and then further elution with 1.5% MeOH/CH₂Cl₂ gave (7-methyl-2-nitro-6,7-dihydro-5*H*-imidazo[2,1-*b*][1,3]oxazin-7-yl)methanol (**149**) (1.285 g, 88%) as a pale yellow solid: mp (MeOH/CH₂Cl₂/hexane) 199-201 °C; ¹H NMR [(CD₃)₂SO] δ 8.03 (s, 1 H), 5.22 (t, *J* =

5.7 Hz, 1 H), 4.13 (dt, $J = 12.9, 6.0$ Hz, 1 H), 4.05 (ddd, $J = 13.0, 8.1, 5.6$ Hz, 1 H), 3.54 (dd, $J = 11.6, 5.5$ Hz, 1 H), 3.48 (dd, $J = 11.6, 5.8$ Hz, 1 H), 2.21 (ddd, $J = 14.4, 8.1, 5.9$ Hz, 1 H), 2.00 (dt, $J = 14.4, 5.8$ Hz, 1 H), 1.32 (s, 3 H). Anal. ($C_8H_{11}N_3O_4$) C, H, N.

[0210] A solution of alcohol **149** (200 mg, 0.938 mmol) in anhydrous DMF (4 mL) under N_2 at 0 °C was treated with 60% NaH (53.8 mg, 1.35 mmol), then quickly degassed and resealed under N_2 . 5-Bromo-2-fluoropyridine (**91**) (0.245 mL, 2.38 mmol) was added and the mixture was stirred at room temperature for 2.5 h, and then cooled (CO_2 /acetone), quenched with ice/aqueous $NaHCO_3$ (10 mL), added to brine (40 mL), and extracted with CH_2Cl_2 (10x 50 mL). The combined extracts were evaporated to dryness and the residue was chromatographed on silica gel. Elution with CH_2Cl_2 firstly gave foreruns, and then further elution with 1-3% EtOAc/ CH_2Cl_2 gave 7-[(5-bromo-2-pyridinyl)oxy]methyl}-7-methyl-2-nitro-6,7-dihydro-5H-imidazo[2,1-*b*][1,3]oxazine (**150**) (269 mg, 78%) as a cream solid: mp (CH_2Cl_2 /pentane) 172-174 °C; 1H NMR ($CDCl_3$) δ 8.17 (br d, $J = 2.2$ Hz, 1 H), 7.67 (dd, $J = 8.8, 2.5$ Hz, 1 H), 6.64 (dd, $J = 8.7, 0.4$ Hz, 1 H), 4.49 (d, $J = 11.5$ Hz, 1 H), 4.42 (d, $J = 11.4$ Hz, 1 H), 4.17 (dt, $J = 12.7, 6.1$ Hz, 1 H), 4.09 (ddd, $J = 12.6, 7.7, 5.8$ Hz, 1 H), 2.45 (ddd, $J = 14.5, 7.6, 5.9$ Hz, 1 H), 2.18 (dt, $J = 14.6, 6.1$ Hz, 1 H), 1.57 (s, 3 H). Anal. ($C_{13}H_{13}BrN_4O_4$) C, H, N.

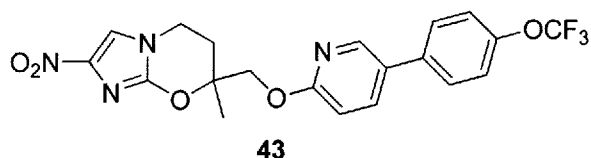
[0211] Suzuki coupling of bromide **150** and 4-fluorophenylboronic acid as in Example 2M for 135 min, followed by chromatography of the product on silica gel, eluting with 0-3% EtOAc/ CH_2Cl_2 (foreruns) and then with 3-5% EtOAc/ CH_2Cl_2 , gave **41** (92%) as a cream solid: mp (CH_2Cl_2 /pentane) 145-147 °C; 1H NMR ($CDCl_3$) δ 8.28 (d, $J = 2.5$ Hz, 1 H), 7.76 (dd, $J = 8.6, 2.5$ Hz, 1 H), 7.46 (ddt, $J = 8.8, 5.1, 2.6$ Hz, 2 H), 7.45 (s, 1 H), 7.14 (tt, $J = 8.6, 2.6$ Hz, 2 H), 6.88 (d, $J = 8.6$ Hz, 1 H), 4.58 (d, $J = 11.4$ Hz, 1 H), 4.50 (d, $J = 11.4$ Hz, 1 H), 4.20 (ddd, $J = 12.6, 6.5, 6.1$ Hz, 1 H), 4.10 (ddd, $J = 12.6, 7.3, 5.8$ Hz, 1 H), 2.49 (ddd, $J = 14.4, 7.3, 6.0$ Hz, 1 H), 2.21 (ddd, $J = 14.4, 6.6, 6.0$ Hz, 1 H), 1.61 (s, 3 H). Anal. ($C_{19}H_{17}FN_4O_4$) C, H, N.

[0212] PP. Synthesis of 7-methyl-2-nitro-7-[(5-[4-(trifluoromethyl)phenyl]-2-pyridinyl)oxy]methyl]-6,7-dihydro-5H-imidazo[2,1-*b*][1,3]oxazine (compound **42** of Table 1) by the method of Scheme 10.



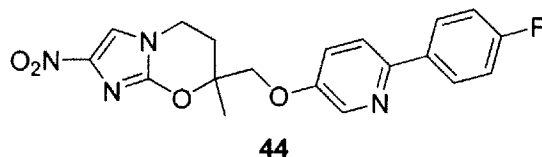
[0213] Suzuki coupling of bromide **150** and 4-(trifluoromethyl)phenylboronic acid as in Example 2M for 2 h, followed by chromatography of the product on silica gel, eluting with 0-2% EtOAc/CH₂Cl₂ (foreruns) and then with 3-5% EtOAc/CH₂Cl₂, gave **42** (91%) as a cream solid: mp (CH₂Cl₂/pentane) 212-214 °C; ¹H NMR (CDCl₃) δ 8.35 (dd, *J* = 2.5, 0.4 Hz, 1 H), 7.82 (dd, *J* = 8.6, 2.5 Hz, 1 H), 7.71 (br d, *J* = 8.2 Hz, 2 H), 7.62 (br d, *J* = 8.1 Hz, 2 H), 7.46 (s, 1 H), 6.82 (dd, *J* = 8.7, 0.4 Hz, 1 H), 4.60 (d, *J* = 11.4 Hz, 1 H), 4.52 (d, *J* = 11.4 Hz, 1 H), 4.21 (ddd, *J* = 12.6, 6.5, 6.0 Hz, 1 H), 4.11 (ddd, *J* = 12.7, 7.4, 5.8 Hz, 1 H), 2.50 (ddd, *J* = 14.6, 7.4, 5.9 Hz, 1 H), 2.22 (ddd, *J* = 14.5, 6.5, 6.0 Hz, 1 H), 1.61 (s, 3 H). Anal. (C₂₀H₁₇F₃N₄O₄) C, H, N.

[0214] **QQ. Synthesis of 7-methyl-2-nitro-7-[(5-[4-(trifluoromethoxy)phenyl]-2-pyridinyl)oxy)methyl]-6,7-dihydro-5H-imidazo[2,1-*b*][1,3]oxazine (compound **43** of Table 1) by the method of Scheme 10.**



[0215] Suzuki coupling of bromide **150** and 4-(trifluoromethoxy)phenylboronic acid as in Example 2M for 2 h, followed by chromatography of the product on silica gel, eluting with 0-2% EtOAc/CH₂Cl₂ (foreruns) and then with 2-3.5% EtOAc/CH₂Cl₂, gave **43** (92%) as a cream solid: mp (CH₂Cl₂/pentane) 195-198 °C; ¹H NMR (CDCl₃) δ 8.31 (dd, *J* = 2.5, 0.7 Hz, 1 H), 7.78 (dd, *J* = 8.5, 2.6 Hz, 1 H), 7.52 (dt, *J* = 8.8, 2.5 Hz, 2 H), 7.45 (s, 1 H), 7.30 (br dd, *J* = 8.7, 0.8 Hz, 2 H), 6.79 (dd, *J* = 8.6, 0.7 Hz, 1 H), 4.59 (d, *J* = 11.4 Hz, 1 H), 4.50 (d, *J* = 11.4 Hz, 1 H), 4.20 (ddd, *J* = 12.6, 6.7, 5.9 Hz, 1 H), 4.10 (ddd, *J* = 12.6, 7.4, 5.8 Hz, 1 H), 2.49 (ddd, *J* = 14.5, 7.4, 5.9 Hz, 1 H), 2.21 (ddd, *J* = 14.5, 6.6, 5.9 Hz, 1 H), 1.61 (s, 3 H). Anal. (C₂₀H₁₇F₃N₄O₅) C, H, N.

[0216] RR. Synthesis of 7-({[6-(4-fluorophenyl)-3-pyridinyl]oxy}methyl)-7-methyl-2-nitro-6,7-dihydro-5H-imidazo[2,1-b][1,3]oxazine (compound **44** of Table 1) by the method of Scheme 10.



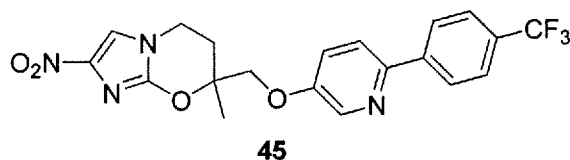
[0217] Reaction of epoxide **140** (see Example 2JJ) with 6-bromo-3-pyridinol as in Example 2AA at 84 °C for 18.5 h, followed by chromatography of the product on silica gel, eluting with 25-40% EtOAc/petroleum ether (foreruns) and then with 40-50% EtOAc/petroleum ether, gave 1-[(6-bromo-3-pyridinyl)oxy]-4-(2-chloro-4-nitro-1H-imidazol-1-yl)-2-methyl-2-butanol (**151**) (70%) as a pale yellow-brown foam; ¹H NMR (CDCl₃) δ 8.09 (dd, *J* = 3.0, 0.3 Hz, 1 H), 7.80 (s, 1 H), 7.41 (dd, *J* = 8.7, 0.4 Hz, 1 H), 7.13 (dd, *J* = 8.7, 3.2 Hz, 1 H), 4.29 (ddd, *J* = 14.2, 9.4, 6.4 Hz, 1 H), 4.25 (ddd, *J* = 14.1, 9.4, 6.7 Hz, 1 H), 3.89 (d, *J* = 8.9 Hz, 1 H), 3.86 (d, *J* = 9.0 Hz, 1 H), 2.22 (ddd, *J* = 13.9, 9.3, 6.5 Hz, 1 H), 2.18 (s, 1 H), 2.04 (ddd, *J* = 13.8, 9.4, 6.7 Hz, 1 H), 1.42 (s, 3 H); HRESIMS calcd for C₁₃H₁₅BrClN₄O₄ *m/z* [M + H]⁺ 408.9910, 406.9939, 404.9960, found 408.9920, 406.9945, 404.9966.

[0218] Ring closure of alcohol **151** with NaH (1.5 equiv.) as in Example 2AA, followed by chromatography of the product on silica gel, eluting with 0-50% EtOAc/petroleum ether (foreruns) and then with 0-2% MeOH/CH₂Cl₂, gave 7-{{[6-(bromo-3-pyridinyl)oxy]methyl}-7-methyl-2-nitro-6,7-dihydro-5H-imidazo[2,1-b][1,3]oxazine (**152**) (66%) as a light yellow solid: mp (CH₂Cl₂/hexane) 170-171 °C; ¹H NMR (CDCl₃) δ 8.06 (dd, *J* = 3.1, 0.3 Hz, 1 H), 7.46 (s, 1 H), 7.40 (dd, *J* = 8.7, 0.3 Hz, 1 H), 7.11 (dd, *J* = 8.7, 3.2 Hz, 1 H), 4.21-4.07 (m, 4 H), 2.52 (ddd, *J* = 14.5, 8.1, 6.3 Hz, 1 H), 2.24 (dt, *J* = 14.5, 5.7 Hz, 1 H), 1.60 (s, 3 H). Anal. (C₁₃H₁₃BrN₄O₄) C, H, N.

[0219] Suzuki coupling of bromide **152** and 4-fluorophenylboronic acid as in Example 2M for 2 h, followed by chromatography of the product on silica gel, eluting with 0-3% EtOAc/CH₂Cl₂ (foreruns) and then with 3-7% EtOAc/CH₂Cl₂, gave **44** (88%) as a cream solid: mp (CH₂Cl₂/hexane) 203-204 °C; ¹H NMR [(CD₃)₂SO] δ 8.39 (d, *J* = 2.8 Hz, 1 H), 8.10 (s, 1 H),

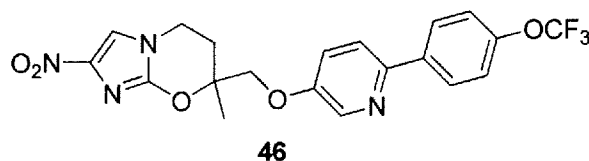
8.06 (ddt, $J = 9.0, 5.6, 2.6$ Hz, 2 H), 7.92 (d, $J = 8.8$ Hz, 1 H), 7.53 (dd, $J = 8.8, 3.0$ Hz, 1 H), 7.27 (tt, $J = 8.9, 2.6$ Hz, 2 H), 4.33 (s, 2 H), 4.25-4.11 (m, 2 H), 2.42 (ddd, $J = 14.5, 8.2, 6.2$ Hz, 1 H), 2.21 (dt, $J = 14.4, 5.7$ Hz, 1 H), 1.52 (s, 3 H). Anal. ($C_{19}H_{17}FN_4O_4$) C, H, N.

[0220] SS. Synthesis of 7-methyl-2-nitro-7-[(6-[4-(trifluoromethyl)phenyl]-3-pyridinyl)oxy)methyl]-6,7-dihydro-5H-imidazo[2,1-b][1,3]oxazine (compound 45 of Table 1) by the method of Scheme 10.



[0221] Suzuki coupling of bromide **152** (see Example 2RR) and 4-(trifluoromethyl)phenylboronic acid as in Example 2M for 130 min, followed by chromatography of the product on silica gel, eluting with 0-3% EtOAc/ CH_2Cl_2 (foreruns) and then with 4-7% EtOAc/ CH_2Cl_2 , gave **45** (65%) as a cream solid: mp (CH_2Cl_2 /hexane) 215-217 °C; 1H NMR [$(CD_3)_2SO$] δ 8.46 (d, $J = 2.9$ Hz, 1 H), 8.25 (br d, $J = 8.1$ Hz, 2 H), 8.10 (s, 1 H), 8.06 (d, $J = 8.8$ Hz, 1 H), 7.81 (br d, $J = 8.3$ Hz, 2 H), 7.59 (dd, $J = 8.8, 3.0$ Hz, 1 H), 4.36 (s, 2 H), 4.26-4.11 (m, 2 H), 2.42 (ddd, $J = 14.5, 8.1, 6.0$ Hz, 1 H), 2.21 (dt, $J = 14.4, 5.7$ Hz, 1 H), 1.53 (s, 3 H). Anal. ($C_{20}H_{17}F_3N_4O_4$) C, H, N.

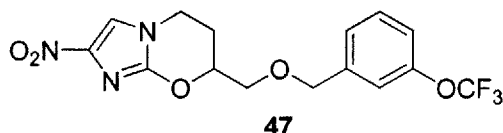
[0222] TT. Synthesis of 7-methyl-2-nitro-7-[(6-[4-(trifluoromethoxy)phenyl]-3-pyridinyl)oxy)methyl]-6,7-dihydro-5H-imidazo[2,1-b][1,3]oxazine (compound 46 of Table 1) by the method of Scheme 10.



[0223] Suzuki coupling of bromide **152** (see Example 2RR) and 4-(trifluoromethoxy)phenylboronic acid as in Example 2M for 130 min, followed by chromatography of the product on silica gel, eluting with 0-4% EtOAc/ CH_2Cl_2 (foreruns) and

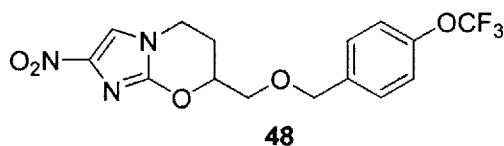
then with 5-7% EtOAc/CH₂Cl₂, gave **46** (84%) as a cream solid: mp (CH₂Cl₂/pentane) 202-203 °C; ¹H NMR [(CD₃)₂SO] δ 8.42 (d, *J* = 2.8 Hz, 1 H), 8.14 (dt, *J* = 8.9, 2.6 Hz, 2 H), 8.10 (s, 1 H), 7.97 (d, *J* = 8.8 Hz, 1 H), 7.56 (dd, *J* = 8.8, 3.0 Hz, 1 H), 7.44 (br dd, *J* = 8.8, 0.8 Hz, 2 H), 4.34 (s, 2 H), 4.25-4.11 (m, 2 H), 2.42 (ddd, *J* = 14.5, 8.2, 6.1 Hz, 1 H), 2.21 (dt, *J* = 14.4, 5.7 Hz, 1 H), 1.52 (s, 3 H). Anal. (C₂₀H₁₇F₃N₄O₅) C, H, N.

[0224] UU. Synthesis of 2-nitro-7-({3-(trifluoromethoxy)benzyl}oxy)methyl)-6,7-dihydro-5*H*-imidazo[2,1-*b*][1,3]oxazine (compound **47** of Table 1) by the method of Scheme 11.



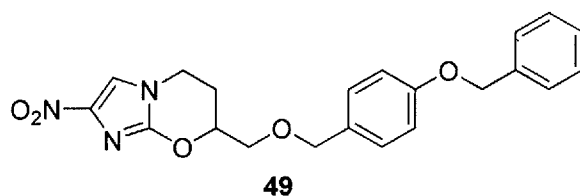
[0225] A mixture of oxazine alcohol **134** (see Example 2BB above) (31.8 mg, 0.160 mmol) and 3-(trifluoromethoxy)benzyl bromide (0.040 mL, 0.247 mmol) in anhydrous DMF (3 mL) under N₂ at 0 °C was treated with 60% NaH (9.5 mg, 0.238 mmol), then quickly degassed and resealed under N₂. After stirring at room temperature for 2.5 h, the mixture was cooled (CO₂/acetone), quenched with ice/aqueous NaHCO₃ (10 mL), added to brine (40 mL) and extracted with CH₂Cl₂ (4x 50 mL). The combined extracts were evaporated to dryness and the residue was chromatographed on silica gel. Elution with 0-1% EtOAc/CH₂Cl₂ firstly gave foreruns, and then further elution with 1-2% EtOAc/CH₂Cl₂ gave **47** (44 mg, 74%) as a cream solid: mp (CH₂Cl₂/pentane) 110-112 °C; ¹H NMR (CDCl₃) δ 7.41 (s, 1 H), 7.41-7.35 (m, 1 H), 7.23 (br d, *J* = 7.8 Hz, 1 H), 7.19-7.13 (m, 2 H), 4.62 (s, 2 H), 4.58 (m, 1 H), 4.15 (ddd, *J* = 12.4, 5.8, 3.7 Hz, 1 H), 4.06 (ddd, *J* = 12.3, 10.1, 5.6 Hz, 1 H), 3.84 (dd, *J* = 10.6, 4.3 Hz, 1 H), 3.78 (dd, *J* = 10.6, 5.1 Hz, 1 H), 2.40-2.21 (m, 2 H). Anal. (C₁₅H₁₄F₃N₃O₅) C, H, N.

[0226] VV. Synthesis of 2-nitro-7-({4-(trifluoromethoxy)benzyl}oxy)methyl)-6,7-dihydro-5*H*-imidazo[2,1-*b*][1,3]oxazine (compound **48** of Table 1) by the method of Scheme 11.



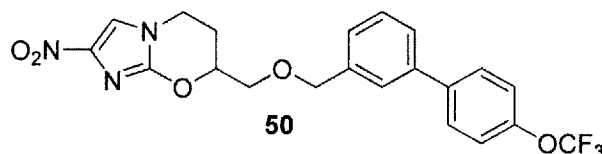
[0227] Alkylation of oxazine alcohol **134** (see Example 2BB above) with 4-(trifluoromethoxy)benzyl bromide (1.9 equiv.) and NaH (1.7 equiv.) as in Example 2UU above for 165 min, followed by chromatography of the product on silica gel, eluting with 0-0.5% MeOH/CH₂Cl₂ (foreruns) and then with 0.5% MeOH/CH₂Cl₂, gave **48** (69%) as a cream solid: mp (CH₂Cl₂/hexane) 158-160 °C; ¹H NMR (CDCl₃) δ 7.41 (s, 1 H), 7.34 (dt, *J* = 8.8, 2.3 Hz, 2 H), 7.20 (br d, *J* = 7.9 Hz, 2 H), 4.61 (s, 2 H), 4.61-4.54 (m, 1 H), 4.14 (ddd, *J* = 12.4, 5.7, 3.7 Hz, 1 H), 4.06 (ddd, *J* = 12.3, 10.0, 5.8 Hz, 1 H), 3.82 (dd, *J* = 10.7, 4.4 Hz, 1 H), 3.78 (dd, *J* = 10.7, 4.9 Hz, 1 H), 2.38-2.21 (m, 1 H). Anal. (C₁₅H₁₄F₃N₃O₅) C, H, N.

[0228] WW. Synthesis of 7-({[4-(benzyloxy)benzyl]oxy}methyl)-2-nitro-6,7-dihydro-5H-imidazo[2,1-b][1,3]oxazine (compound **49** of Table 1) by the method of Scheme 11.



[0229] Alkylation of oxazine alcohol **134** (see Example 2BB above) with 4-(benzyloxy)benzyl chloride (3.0 equiv.) and NaH (1.5 equiv.) as in Example 2UU above for 3 h, followed by chromatography of the product on silica gel, eluting with 0-1% EtOAc/CH₂Cl₂ (foreruns) and then with 1% EtOAc/CH₂Cl₂, gave **49** (20 mg, 25%) as a cream solid: mp (CH₂Cl₂/hexane) 151-153 °C; ¹H NMR (CDCl₃) δ 7.45-7.29 (m, 6 H), 7.22 (dt, *J* = 8.7, 2.4 Hz, 2 H), 6.95 (dt, *J* = 8.7, 2.4 Hz, 2 H), 5.07 (s, 2 H), 4.54 (m, 1 H), 4.52 (s, 2 H), 4.11 (ddd, *J* = 12.3, 5.8, 3.9 Hz, 1 H), 4.02 (ddd, *J* = 12.3, 10.0, 5.5 Hz, 1 H), 3.78 (dd, *J* = 10.5, 4.3 Hz, 1 H), 3.71 (dd, *J* = 10.5, 5.5 Hz, 1 H), 2.33 (dddd, *J* = 14.5, 5.4, 3.8, 3.0 Hz, 1 H), 2.23 (dtd, *J* = 14.6, 9.8, 5.9 Hz, 1 H). Anal. (C₂₁H₂₁N₃O₅) C, H, N.

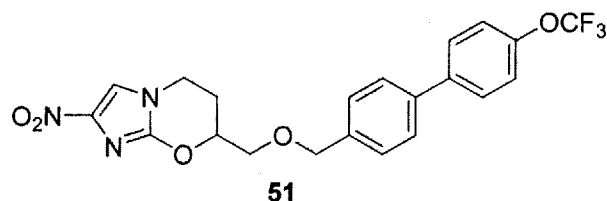
[0230] XX. Synthesis of 2-nitro-7-({[4'-(trifluoromethoxy)[1,1'-biphenyl]-3-yl]methoxy)methyl)-6,7-dihydro-5*H*-imidazo[2,1-*b*][1,3]oxazine (compound **50** of Table 1) by the method of Scheme 11.



[0231] Alkylation of oxazine alcohol **134** (see Example 2BB above) with 3-iodobenzyl bromide (1.36 equiv.) and NaH (1.5 equiv.) as in Example 2UU above for 3 h, followed by chromatography of the product on silica gel, eluting with 0-1% EtOAc/CH₂Cl₂ (foreruns) and then with 1.5-2% EtOAc/CH₂Cl₂, gave 7-{{(3-iodobenzyl)oxy}methyl}-2-nitro-6,7-dihydro-5*H*-imidazo[2,1-*b*][1,3]oxazine (**153**) (65%) as a cream solid: mp (CH₂Cl₂/hexane) 131-133 °C; ¹H NMR (CDCl₃) δ 7.65 (br s, 1 H), 7.64 (br d, *J* = 7.5 Hz, 1 H), 7.41 (s, 1 H), 7.26 (m, 1 H), 7.09 (td, *J* = 7.4, 1.0 Hz, 1 H), 4.57 (m, 1 H), 4.54 (s, 2 H), 4.15 (ddd, *J* = 12.3, 5.8, 3.8 Hz, 1 H), 4.06 (ddd, *J* = 12.3, 10.0, 5.5 Hz, 1 H), 3.82 (dd, *J* = 10.6, 4.3 Hz, 1 H), 3.76 (dd, *J* = 10.6, 5.1 Hz, 1 H), 2.39-2.21 (m, 2 H). Anal. (C₁₄H₁₄IN₃O₄) C, H, N.

[0232] A stirred mixture of iodide **153** (30.2 mg, 0.0727 mmol), 4-(trifluoromethoxy)phenylboronic acid (20.8 mg, 0.101 mmol) and Pd(dppf)Cl₂ (2.3 mg, 3.14 μmol) in toluene (1.7 mL) was degassed for 4 min (vacuum pump) and then N₂ was added. EtOH (0.6 mL) and aqueous 2M Na₂CO₃ (0.30 mL, 0.60 mmol) were added by syringe and the resulting mixture was stirred at 90 °C for 20 min, and then cooled, diluted with aqueous NaHCO₃ (50 mL) and extracted with CH₂Cl₂ (4x 50 mL). The extracts were evaporated to dryness and the residue was chromatographed on silica gel. Elution with 0-1% EtOAc/CH₂Cl₂ firstly gave foreruns, and then elution with 1-1.5% EtOAc/CH₂Cl₂ gave **50** (30 mg, 92%) as a cream solid: mp (CH₂Cl₂/pentane) 117-119 °C; ¹H NMR (CDCl₃) δ 7.60 (dt, *J* = 8.7, 2.4 Hz, 2 H), 7.52-7.47 (m, 2 H), 7.44 (t, *J* = 7.8 Hz, 1 H), 7.40 (s, 1 H), 7.32-7.26 (m, 3 H), 4.67 (s, 2 H), 4.59 (m, 1 H), 4.14 (ddd, *J* = 12.3, 5.7, 3.8 Hz, 1 H), 4.05 (ddd, *J* = 12.3, 10.0, 5.6 Hz, 1 H), 3.86 (dd, *J* = 10.7, 4.3 Hz, 1 H), 3.80 (dd, *J* = 10.7, 5.0 Hz, 1 H), 2.40-2.22 (m, 2 H). Anal. (C₂₁H₁₈F₃N₃O₅) C, H, N.

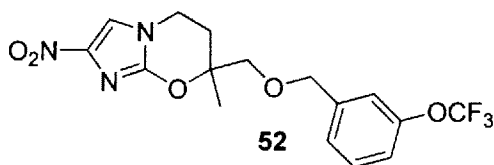
[0233] YY. Synthesis of 2-nitro-7-({[4'-(trifluoromethoxy)[1,1'-biphenyl]-4-yl]methoxy)methyl)-6,7-dihydro-5H-imidazo[2,1-b][1,3]oxazine (compound 51 of Table 1) by the method of Scheme 11.



[0234] Alkylation of oxazine alcohol **134** (see Example 2BB above) with 4-iodobenzyl bromide (1.35 equiv.) and NaH (1.5 equiv.) as in Example 2UU above, followed by chromatography of the product on silica gel, eluting with CH₂Cl₂ (foreruns) and then with 1-1.5% EtOAc/CH₂Cl₂, gave 7-{{[4-iodobenzyl]oxy}methyl}-2-nitro-6,7-dihydro-5H-imidazo[2,1-b][1,3]oxazine (**154**) (61%) as a cream solid: mp (CH₂Cl₂/hexane) 169-171 °C; ¹H NMR (CDCl₃) δ 7.68 (dt, *J* = 8.3, 2.0 Hz, 2 H), 7.41 (s, 1 H), 7.05 (br d, *J* = 8.3 Hz, 2 H), 4.56 (m, 1 H), 4.54 (s, 2 H), 4.14 (ddd, *J* = 12.3, 5.7, 3.8 Hz, 1 H), 4.05 (ddd, *J* = 12.3, 10.0, 5.6 Hz, 1 H), 3.80 (dd, *J* = 10.6, 4.3 Hz, 1 H), 3.75 (dd, *J* = 10.6, 5.0 Hz, 1 H), 2.37-2.20 (m, 2 H); HRFABMS calcd for C₁₄H₁₅IN₃O₄ *m/z* [M + H]⁺ 416.0107, found 416.0105.

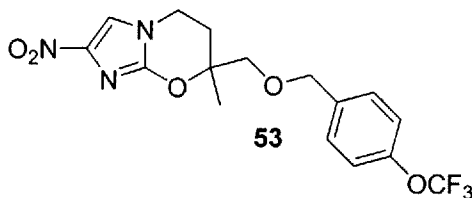
[0235] Suzuki coupling of iodide **154** and 4-(trifluoromethoxy)phenylboronic acid as in Example 2XX above, followed by chromatography of the product on silica gel, eluting with 0-1% EtOAc/CH₂Cl₂ (foreruns) and then with 1-1.5% EtOAc/CH₂Cl₂, gave **51** (85%) as a cream solid: mp (CH₂Cl₂/pentane) 159-161 °C; ¹H NMR (CDCl₃) δ 7.59 (dt, *J* = 8.8, 2.5 Hz, 2 H), 7.54 (br d, *J* = 8.2 Hz, 2 H), 7.41 (s, 1 H), 7.39 (br d, *J* = 8.3 Hz, 2 H), 7.29 (br d, *J* = 8.0 Hz, 2 H), 4.65 (s, 2 H), 4.59 (m, 1 H), 4.15 (ddd, *J* = 12.3, 5.8, 3.8 Hz, 1 H), 4.06 (ddd, *J* = 12.3, 10.0, 5.6 Hz, 1 H), 3.85 (dd, *J* = 10.6, 4.3 Hz, 1 H), 3.80 (dd, *J* = 10.6, 5.1 Hz, 1 H), 2.41-2.23 (m, 2 H). Anal. (C₂₁H₁₈F₃N₃O₅) C, H, N.

[0236] ZZ. Synthesis of 7-methyl-2-nitro-7-({[3-(trifluoromethoxy)benzyl]oxy}methyl)-6,7-dihydro-5H-imidazo[2,1-b][1,3]oxazine (compound 52 of Table 1) by the method of Scheme 11.



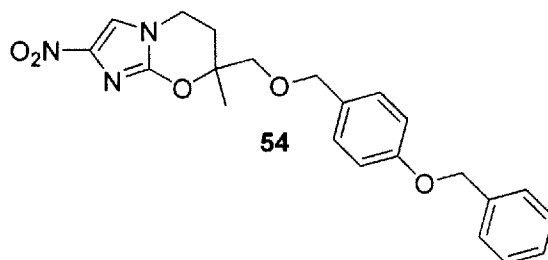
[0237] Alkylation of oxazine alcohol **149** (see Example 200) with 3-(trifluoromethoxy)benzyl bromide (1.6 equiv.) and NaH (2.0 equiv.) as in Example 2UU above for 3 h, followed by chromatography of the product on silica gel, eluting with 0-1% EtOAc/CH₂Cl₂ (foreruns) and then with 1-1.5% EtOAc/CH₂Cl₂, gave **52** (83%) as a cream solid: mp (CH₂Cl₂/pentane) 108-110 °C; ¹H NMR (CDCl₃) δ 7.38 (s, 1 H), 7.36 (t, *J* = 8.0 Hz, 1 H), 7.19-7.10 (m, 3 H), 4.58 (s, 2 H), 4.10 (ddd, *J* = 12.5, 6.9, 5.9 Hz, 1 H), 4.02 (ddd, *J* = 12.5, 7.1, 5.9 Hz, 1 H), 3.65 (d, *J* = 10.2 Hz, 1 H), 3.61 (d, *J* = 10.2 Hz, 1 H), 2.38 (ddd, *J* = 14.4, 7.1, 6.0 Hz, 1 H), 2.12 (ddd, *J* = 14.5, 6.9, 6.0 Hz, 1 H), 1.48 (s, 3 H). Anal. (C₁₆H₁₆F₃N₃O₅) C, H, N.

[0238] AAA. Synthesis of 7-methyl-2-nitro-7-((4-(trifluoromethoxy)benzyl)oxy)methyl)-6,7-dihydro-5H-imidazo[2,1-*b*][1,3]oxazine (compound **53** of Table 1) by the method of Scheme 11.



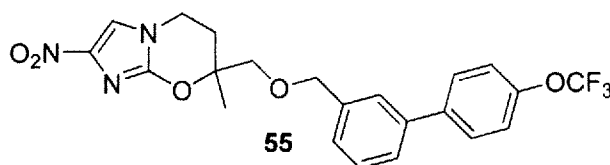
[0239] Alkylation of oxazine alcohol **149** (see Example 200) with 4-(trifluoromethoxy)benzyl bromide (1.6 equiv.) and NaH (1.8 equiv.) as in Example 2UU above for 3 h, followed by chromatography of the product on silica gel, eluting with CH₂Cl₂ (foreruns) and then with 1.5% EtOAc/CH₂Cl₂, gave **53** (83%) as a cream solid: mp (CH₂Cl₂/pentane) 100-101 °C; ¹H NMR (CDCl₃) δ 7.39 (s, 1 H), 7.28 (br d, *J* = 8.7 Hz, 2 H), 7.18 (br d, *J* = 8.0 Hz, 2 H), 4.56 (s, 2 H), 4.09 (ddd, *J* = 12.5, 6.8, 5.9 Hz, 1 H), 4.02 (ddd, *J* = 12.5, 7.3, 5.9 Hz, 1 H), 3.64 (d, *J* = 10.2 Hz, 1 H), 3.60 (d, *J* = 10.2 Hz, 1 H), 2.38 (ddd, *J* = 14.5, 7.2, 5.9 Hz, 1 H), 2.11 (ddd, *J* = 14.5, 6.7, 6.0 Hz, 1 H), 1.47 (s, 3 H). Anal. (C₁₆H₁₆F₃N₃O₅) C, H, N.

[0240] **BBB. Synthesis of 7-({[4-(benzyloxy)benzyl]oxy}methyl)-7-methyl-2-nitro-6,7-dihydro-5H-imidazo[2,1-b][1,3]oxazine (compound 54 of Table 1) by the method of Scheme 11.**



[0241] Alkylation of oxazine alcohol **149** (see Example 200) with 4-(benzyloxy)benzyl chloride (2.8 equiv.) and NaH (1.6 equiv.) as in Example 2UU above for 7 h, followed by chromatography of the product on silica gel, eluting with 0-1% EtOAc/CH₂Cl₂ (foreruns) and then with 1% EtOAc/CH₂Cl₂, gave **54** (41%) as a cream solid: mp (CH₂Cl₂/pentane) 109-111 °C; ¹H NMR (CDCl₃) δ 7.45-7.29 (m, 6 H), 7.16 (dt, *J* = 8.6, 2.3 Hz, 2 H), 6.93 (dt, *J* = 8.6, 2.4 Hz, 2 H), 5.06 (s, 2 H), 4.48 (d, *J* = 11.5 Hz, 1 H), 4.45 (d, *J* = 11.6 Hz, 1 H), 4.03 (ddd, *J* = 12.5, 7.6, 5.8 Hz, 1 H), 3.95 (dt, *J* = 12.5, 6.2 Hz, 1 H), 3.58 (d, *J* = 10.1 Hz, 1 H), 3.54 (d, *J* = 10.1 Hz, 1 H), 2.34 (dt, *J* = 14.5, 6.2 Hz, 1 H), 2.08 (ddd, *J* = 14.4, 7.6, 6.0 Hz, 1 H), 1.45 (s, 3 H). Anal. (C₂₂H₂₃N₃O₅) C, H, N.

[0242] **CCC. Synthesis of 7-methyl-2-nitro-7-({[4'-(trifluoromethoxy)[1,1'-biphenyl]-3-yl]methoxy}methyl)-6,7-dihydro-5H-imidazo[2,1-b][1,3]oxazine (compound 55 of Table 1) by the method of Scheme 11.**

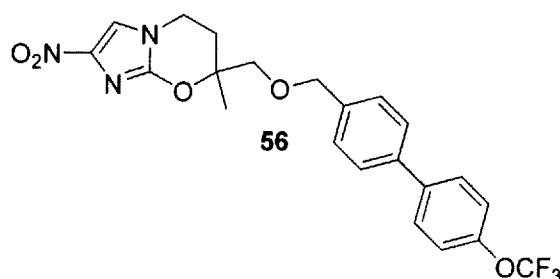


[0243] Alkylation of oxazine alcohol **149** (see Example 200) with 3-iodobenzyl bromide (1.6 equiv.) and NaH (1.8 equiv.) as in Example 2UU above for 3.5 h, followed by chromatography of the product on silica gel, eluting with CH₂Cl₂ (foreruns) and then with 0-2% EtOAc/CH₂Cl₂, gave 7-({[3-iodobenzyl]oxy}methyl)-7-methyl-2-nitro-6,7-dihydro-5H-

imidazo[2,1-*b*][1,3]oxazine (**155**) (69%) as a cream solid: mp (CH₂Cl₂/pentane) 122-125 °C (dec); ¹H NMR (CDCl₃) δ 7.63 (br d, *J* = 7.9 Hz, 1 H), 7.58 (m, 1 H), 7.40 (s, 1 H), 7.19 (br d, *J* = 7.7 Hz, 1 H), 7.06 (t, *J* = 7.7 Hz, 1 H), 4.49 (s, 2 H), 4.11 (ddd, *J* = 12.4, 7.3, 5.8 Hz, 1 H), 4.01 (ddd, *J* = 12.5, 6.7, 6.0 Hz, 1 H), 3.63 (d, *J* = 10.2 Hz, 1 H), 3.60 (d, *J* = 10.2 Hz, 1 H), 2.37 (ddd, *J* = 14.4, 6.7, 6.0 Hz, 1 H), 2.12 (ddd, *J* = 14.4, 7.3, 6.0 Hz, 1 H), 1.47 (s, 3 H). Anal. (C₁₅H₁₆N₃O₄) C, H, N.

[0244] Suzuki coupling of iodide **155** and 4-(trifluoromethoxy)phenylboronic acid as in Example 2H for 25 min, followed by chromatography of the product on silica gel, eluting with 0-0.5% EtOAc/CH₂Cl₂ (foreruns) and then with 1% EtOAc/CH₂Cl₂, gave **55** (94%) as a cream solid: mp (CH₂Cl₂/pentane) 80-82 °C; ¹H NMR (CDCl₃) δ 7.58 (dt, *J* = 8.8, 2.5 Hz, 2 H), 7.49 (br dt, *J* = 6.4, 1.5 Hz, 1 H), 7.43 (br s, 1 H), 7.41 (t, *J* = 7.6 Hz, 1 H), 7.37 (s, 1 H), 7.30 (br dd, *J* = 8.7, 0.8 Hz, 2 H), 7.25 (m, 1 H), 4.62 (s, 2 H), 4.11 (ddd, *J* = 12.4, 7.1, 5.8 Hz, 1 H), 4.00 (ddd, *J* = 12.5, 6.9, 5.9 Hz, 1 H), 3.68 (d, *J* = 10.2 Hz, 1 H), 3.63 (d, *J* = 10.2 Hz, 1 H), 2.39 (ddd, *J* = 14.4, 6.9, 6.0 Hz, 1 H), 2.12 (ddd, *J* = 14.4, 7.1, 6.0 Hz, 1 H), 1.48 (s, 3 H). Anal. (C₂₂H₂₀F₃N₃O₅) C, H, N.

[0245] DDD. Synthesis of 7-methyl-2-nitro-7-({[4'-(trifluoromethoxy)[1,1'-biphenyl]-4-yl]methoxy}methyl)-6,7-dihydro-5*H*-imidazo[2,1-*b*][1,3]oxazine (compound **56** of Table 1) by the method of Scheme 11.

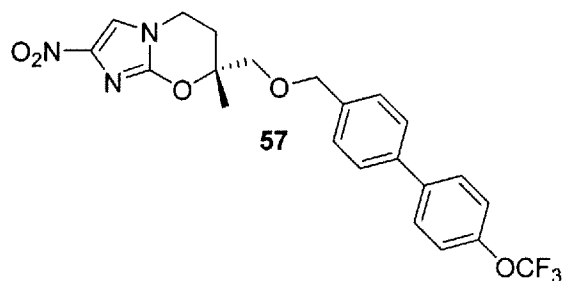


[0246] Alkylation of oxazine alcohol **149** (see Example 2OO) with 4-iodobenzyl bromide (1.7 equiv.) and NaH (1.9 equiv.) as in Example 2UU above for 3 h, followed by chromatography of the product on silica gel, eluting with CH₂Cl₂ (foreruns) and then with 1% EtOAc/CH₂Cl₂, gave 7-{{[4-iodobenzyl]oxy}methyl}-7-methyl-2-nitro-6,7-dihydro-5*H*-

imidazo[2,1-*b*][1,3]oxazine (**156**) (54%) as a cream solid: mp (CH₂Cl₂/pentane) 130-132 °C; ¹H NMR (CDCl₃) δ 7.67 (dt, *J* = 8.3, 2.0 Hz, 2 H), 7.39 (s, 1 H), 6.99 (br d, *J* = 8.3 Hz, 2 H), 4.49 (s, 2 H), 4.09 (ddd, *J* = 12.5, 7.0, 5.9 Hz, 1 H), 4.01 (ddd, *J* = 12.5, 7.1, 5.9 Hz, 1 H), 3.62 (d, *J* = 10.2 Hz, 1 H), 3.58 (d, *J* = 10.2 Hz, 1 H), 2.37 (ddd, *J* = 14.4, 7.0, 6.0 Hz, 1 H), 2.10 (ddd, *J* = 14.4, 6.9, 6.0 Hz, 1 H), 1.46 (s, 3 H). Anal. (C₁₅H₁₆N₃O₄) C, H, N.

[0247] Suzuki coupling of iodide **156** and 4-(trifluoromethoxy)phenylboronic acid as in Example 2H for 25 min, followed by chromatography of the product on silica gel, eluting with 0-0.5% EtOAc/CH₂Cl₂ (foreruns) and then with 0.5-1% EtOAc/CH₂Cl₂, gave **56** (92%) as a cream solid: mp (CH₂Cl₂/pentane) 150-152 °C; ¹H NMR (CDCl₃) δ 7.58 (dt, *J* = 8.8, 2.5 Hz, 2 H), 7.52 (dt, *J* = 8.3, 1.9 Hz, 2 H), 7.38 (s, 1 H), 7.32 (br d, *J* = 8.3 Hz, 2 H), 7.28 (br dd, *J* = 8.8, 0.8 Hz, 2 H), 4.61 (d, *J* = 12.0 Hz, 1 H), 4.58 (d, *J* = 12.0 Hz, 1 H), 4.11 (ddd, *J* = 12.4, 7.3, 5.8 Hz, 1 H), 4.01 (ddd, *J* = 12.5, 6.7, 6.0 Hz, 1 H), 3.67 (d, *J* = 10.2 Hz, 1 H), 3.63 (d, *J* = 10.2 Hz, 1 H), 2.40 (ddd, *J* = 14.5, 6.7, 6.0 Hz, 1 H), 2.13 (ddd, *J* = 14.5, 7.3, 6.0 Hz, 1 H), 1.48 (s, 3 H). Anal. (C₂₂H₂₀F₃N₃O₅) C, H, N.

[0248] EEE. Synthesis of (7*R*)-7-methyl-2-nitro-7-({4'-(trifluoromethoxy)[1,1'-biphenyl]-4-yl}methoxy)methyl)-6,7-dihydro-5*H*-imidazo[2,1-*b*][1,3]oxazine (compound **57** of Table 1) by the method of Scheme 12.



[0249] Ac₂O (3.6 mL, 38.1 mmol) was added to a stirred suspension of alcohol **149** (see Example 200) (807 mg, 3.79 mmol) in anhydrous pyridine (7.0 mL). After stirring at room temperature for 38 h, the mixture was diluted with CH₂Cl₂, added to ice-water (150 mL) and extracted with CH₂Cl₂ (5x 100 mL). The extracts were evaporated to dryness and the residue was chromatographed on silica gel. Elution with CH₂Cl₂ firstly gave foreruns, and then further elution

with 1-6% EtOAc/CH₂Cl₂ gave 7-methyl-2-nitro-6,7-dihydro-5*H*-imidazo[2,1-*b*][1,3]oxazin-7-yl]methyl acetate (**157**) (962 mg, 100%) as a cream solid: mp (CH₂Cl₂/hexane) 145-147 °C; ¹H NMR (CDCl₃) δ 7.44 (s, 1 H), 4.27 (d, *J* = 11.9 Hz, 1 H), 4.20 (d, *J* = 11.9 Hz, 1 H), 4.14 (dt, *J* = 12.7, 5.9 Hz, 1 H), 4.08 (ddd, *J* = 12.7, 8.3, 5.6 Hz, 1 H), 2.32 (ddd, *J* = 14.5, 8.3, 6.1 Hz, 1 H), 2.10 (dt, *J* = 14.5, 5.7 Hz, 1 H), 2.09 (s, 3 H), 1.50 (s, 3 H); HRFABMS calcd for C₁₀H₁₄N₃O₅ *m/z* [M + H]⁺ 256.0934, found 256.0941.

[0250] Racemic acetate **157** (990 mg) was separated into pure enantiomers by preparative chiral HPLC, using a ChiralPak IA column and an isocratic solvent system of 40% EtOH in hexane at a flow rate of 6 mL/min, to firstly give [(7*S*)-7-methyl-2-nitro-6,7-dihydro-5*H*-imidazo[2,1-*b*][1,3]oxazin-7-yl]methyl acetate (**161**) (427 mg, 43%) as a cream solid that was used directly in the next step; ¹H NMR (CDCl₃) δ 7.44 (s, 1 H), 4.27 (d, *J* = 11.9 Hz, 1 H), 4.20 (d, *J* = 11.9 Hz, 1 H), 4.14 (dt, *J* = 12.7, 5.9 Hz, 1 H), 4.08 (ddd, *J* = 12.7, 8.3, 5.6 Hz, 1 H), 2.32 (ddd, *J* = 14.5, 8.3, 6.1 Hz, 1 H), 2.10 (dt, *J* = 14.5, 5.7 Hz, 1 H), 2.09 (s, 3 H), 1.50 (s, 3 H); [α]_D²⁶ -6.0° (*c* 1.00, CHCl₃).

[0251] The above preparative chiral HPLC of racemic acetate **157** secondly gave [(7*R*)-7-methyl-2-nitro-6,7-dihydro-5*H*-imidazo[2,1-*b*][1,3]oxazin-7-yl]methyl acetate (**158**) (428 mg, 43%) as a cream solid that was used directly in the next step; ¹H NMR (CDCl₃) δ 7.44 (s, 1 H), 4.27 (d, *J* = 11.9 Hz, 1 H), 4.20 (d, *J* = 11.8 Hz, 1 H), 4.14 (dt, *J* = 12.7, 5.9 Hz, 1 H), 4.08 (ddd, *J* = 12.7, 8.3, 5.6 Hz, 1 H), 2.32 (ddd, *J* = 14.5, 8.3, 6.1 Hz, 1 H), 2.10 (dt, *J* = 14.5, 5.7 Hz, 1 H), 2.09 (s, 3 H), 1.50 (s, 3 H); [α]_D²⁶ 6.0° (*c* 1.00, CHCl₃).

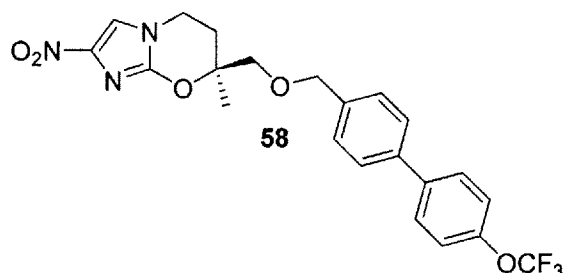
[0252] Water (4 mL) was added dropwise to a stirred mixture of (*R*)-acetate **158** (427 mg, 1.67 mmol) and K₂CO₃ (256 mg, 1.85 mmol) in MeOH (36 mL). After stirring at room temperature for 4 h, the mixture was cooled in ice and treated with 0.1M HCl (37 mL, 3.70 mmol). The solvents were removed under reduced pressure and the residue was chromatographed on silica gel. Elution with 0-1% MeOH/CH₂Cl₂ firstly gave foreruns, and then further elution with 1-2.5% MeOH/CH₂Cl₂ gave [(7*R*)-7-methyl-2-nitro-6,7-dihydro-5*H*-imidazo[2,1-*b*][1,3]oxazin-7-yl]methanol (**159**) (343 mg, 96%) as a pale yellow solid that was used directly in the next step; ¹H NMR [(CD₃)₂SO] δ 8.03 (s, 1 H), 5.23 (br t, *J* = 5.4 Hz, 1 H), 4.13 (dt, *J* = 13.0,

6.0 Hz, 1 H), 4.05 (ddd, $J = 12.9, 8.1, 5.6$ Hz, 1 H), 3.54 (dd, $J = 11.6, 4.9$ Hz, 1 H), 3.48 (dd, $J = 11.6, 5.2$ Hz, 1 H), 2.21 (ddd, $J = 14.4, 8.1, 5.9$ Hz, 1 H), 2.00 (dt, $J = 14.4, 5.8$ Hz, 1 H), 1.32 (s, 3 H); $[\alpha]_{\text{D}}^{27} -16.0^{\circ}$ (c 1.00, DMF).

[0253] Alkylation of (*R*)-alcohol **159** with 4-bromobenzyl bromide (1.3 equiv.) and NaH (1.5 equiv.) as in Example 2UU above for 3 h, followed by chromatography of the product on silica gel, eluting with CH₂Cl₂ (foreruns) and then with 1% EtOAc/CH₂Cl₂, gave (*7R*)-7-{[(4-bromobenzyl)oxy]methyl}-7-methyl-2-nitro-6,7-dihydro-5*H*-imidazo[2,1-*b*][1,3]oxazine (**160**) (349 mg, 57%) as a white solid: mp (CH₂Cl₂/hexane) 157-159 °C; ¹H NMR (CDCl₃) δ 7.46 (dt, $J = 8.3, 2.0$ Hz, 2 H), 7.39 (s, 1 H), 7.12 (br d, $J = 8.3$ Hz, 2 H), 4.50 (s, 2 H), 4.09 (ddd, $J = 12.5, 6.9, 6.0$ Hz, 1 H), 4.01 (ddd, $J = 12.5, 7.0, 6.0$ Hz, 1 H), 3.62 (d, $J = 10.2$ Hz, 1 H), 3.58 (d, $J = 10.2$ Hz, 1 H), 2.37 (ddd, $J = 14.4, 7.0, 6.0$ Hz, 1 H), 2.10 (ddd, $J = 14.4, 6.9, 6.1$ Hz, 1 H), 1.46 (s, 3 H); $[\alpha]_{\text{D}}^{27} 30.0^{\circ}$ (c 1.00, CHCl₃); HRFABMS calcd for C₁₅H₁₇BrN₃O₄ m/z [M + H]⁺ 384.0382, 382.0402, found 384.0385, 382.0398.

[0254] A stirred mixture of bromide **160** (347.5 mg, 0.909 mmol), 4-(trifluoromethoxy)phenylboronic acid (283 mg, 1.37 mmol) and Pd(dppf)Cl₂ (101 mg, 0.138 mmol) in toluene (16 mL) and EtOH (6 mL) was degassed for 10 min (vacuum pump) and then N₂ was added. An aqueous solution of 2M Na₂CO₃ (3.0 mL, 6.0 mmol) was added by syringe and the stirred mixture was again degassed for 10 min, and then N₂ was added. The resulting mixture was stirred at 88 °C for 75 min, and then cooled, diluted with aqueous NaHCO₃ (100 mL) and extracted with CH₂Cl₂ (6x 100 mL). The extracts were evaporated to dryness and the residue was chromatographed on silica gel. Elution with 0-0.5% EtOAc/CH₂Cl₂ firstly gave foreruns, and then further elution with 0.5-1.5% EtOAc/CH₂Cl₂ gave **57** (381 mg, 90%) as a cream solid: mp (CH₂Cl₂/hexane) 165-167 °C; ¹H NMR (CDCl₃) δ 7.58 (dt, $J = 8.7, 2.4$ Hz, 2 H), 7.52 (br d, $J = 8.2$ Hz, 2 H), 7.38 (s, 1 H), 7.32 (br d, $J = 8.1$ Hz, 2 H), 7.28 (br d, $J = 8.1$ Hz, 2 H), 4.61 (d, $J = 12.1$ Hz, 1 H), 4.58 (d, $J = 12.1$ Hz, 1 H), 4.11 (ddd, $J = 12.4, 7.2, 5.8$ Hz, 1 H), 4.01 (ddd, $J = 12.6, 6.5, 6.1$ Hz, 1 H), 3.67 (d, $J = 10.2$ Hz, 1 H), 3.63 (d, $J = 10.2$ Hz, 1 H), 2.40 (ddd, $J = 14.4, 6.6, 6.1$ Hz, 1 H), 2.13 (ddd, $J = 14.5, 7.3, 6.0$ Hz, 1 H), 1.48 (s, 3 H); $[\alpha]_{\text{D}}^{27} 37.0^{\circ}$ (c 1.00, CHCl₃). Anal. (C₂₂H₂₀F₃N₃O₅) C, H, N.

[0255] FFF. Synthesis of (7*S*)-7-methyl-2-nitro-7-({[4'-(trifluoromethoxy)[1,1'-biphenyl]-4-yl]methoxy}methyl)-6,7-dihydro-5*H*-imidazo[2,1-*b*][1,3]oxazine (compound 58 of Table 1) by the method of Scheme 12.

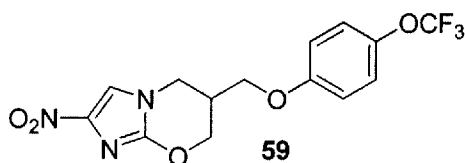


[0256] Hydrolysis of (*S*)-acetate **161** (426 mg, 1.67 mmol) with K_2CO_3 in MeOH/water as in Example 2EEE above, followed by chromatography of the product on silica gel, eluting with 0-1% MeOH/ CH_2Cl_2 (forerun), and then with 1-2.5% MeOH/ CH_2Cl_2 , gave [(7*S*)-7-methyl-2-nitro-6,7-dihydro-5*H*-imidazo[2,1-*b*][1,3]oxazin-7-yl]methanol (**162**) (343 mg, 96%) as a pale yellow solid that was used directly in the next step; 1H NMR [$(CD_3)_2SO$] δ 8.03 (s, 1 H), 5.22 (br t, $J = 5.7$ Hz, 1 H), 4.13 (dt, $J = 13.0, 6.0$ Hz, 1 H), 4.05 (ddd, $J = 12.9, 8.1, 5.6$ Hz, 1 H), 3.54 (dd, $J = 11.6, 5.4$ Hz, 1 H), 3.48 (dd, $J = 11.6, 5.7$ Hz, 1 H), 2.21 (ddd, $J = 14.4, 8.1, 5.9$ Hz, 1 H), 2.00 (dt, $J = 14.4, 5.8$ Hz, 1 H), 1.32 (s, 3 H); $[\alpha]_D^{27}$ 18.0° (c 1.00, DMF).

[0257] Alkylation of (*S*)-alcohol **162** with 4-bromobenzyl bromide (1.35 equiv.) and NaH (1.55 equiv.) as in Example 2UU above for 3 h, followed by chromatography of the product on silica gel, eluting with CH_2Cl_2 (foreruns) and then with 1% EtOAc/ CH_2Cl_2 , gave (7*S*)-7-{[(4-bromobenzyl)oxy]methyl}-7-methyl-2-nitro-6,7-dihydro-5*H*-imidazo[2,1-*b*][1,3]oxazine (**163**) (373 mg, 61%) as a white solid: mp (CH_2Cl_2 /hexane) 159-161 °C; 1H NMR ($CDCl_3$) δ 7.46 (dt, $J = 8.4, 2.1$ Hz, 2 H), 7.39 (s, 1 H), 7.12 (dt, $J = 8.4, 2.1$ Hz, 2 H), 4.50 (s, 2 H), 4.09 (ddd, $J = 12.5, 7.0, 5.8$ Hz, 1 H), 4.01 (ddd, $J = 12.5, 7.1, 5.9$ Hz, 1 H), 3.62 (d, $J = 10.2$ Hz, 1 H), 3.58 (d, $J = 10.2$ Hz, 1 H), 2.37 (ddd, $J = 14.4, 7.1, 5.9$ Hz, 1 H), 2.10 (ddd, $J = 14.5, 7.0, 5.9$ Hz, 1 H), 1.46 (s, 3 H); $[\alpha]_D^{27}$ -32.0° (c 1.00, $CHCl_3$); HRFABMS calcd for $C_{15}H_{17}BrN_3O_4$ m/z $[M + H]^+$ 384.0382, 382.0402, found 384.0374, 382.0393.

[0258] Suzuki coupling of bromide **163** and 4-(trifluoromethoxy)phenylboronic acid as in Example 2EEE, followed by chromatography of the product on silica gel, eluting with 0-0.5% EtOAc/CH₂Cl₂ (foreruns) and then with 0.5-1% EtOAc/CH₂Cl₂, gave **58** (415 mg, 92%) as a cream solid: mp (CH₂Cl₂/hexane) 162-164 °C; ¹H NMR (CDCl₃) δ 7.58 (dt, *J* = 8.8, 2.5 Hz, 2 H), 7.52 (br d, *J* = 8.3 Hz, 2 H), 7.38 (s, 1 H), 7.32 (br d, *J* = 8.3 Hz, 2 H), 7.28 (br dd, *J* = 8.8, 0.8 Hz, 2 H), 4.61 (d, *J* = 12.1 Hz, 1 H), 4.58 (d, *J* = 12.1 Hz, 1 H), 4.11 (ddd, *J* = 12.4, 7.3, 5.8 Hz, 1 H), 4.01 (ddd, *J* = 12.5, 6.6, 6.1 Hz, 1 H), 3.67 (d, *J* = 10.2 Hz, 1 H), 3.63 (d, *J* = 10.2 Hz, 1 H), 2.40 (ddd, *J* = 14.4, 6.7, 6.0 Hz, 1 H), 2.13 (ddd, *J* = 14.4, 7.3, 6.0 Hz, 1 H), 1.48 (s, 3 H). $[\alpha]_D^{27}$ -36.0° (*c* 1.00, CHCl₃). Anal. (C₂₂H₂₀F₃N₃O₅) C, H, N.

[0259] GGG. Synthesis of 2-nitro-6-{{4-(trifluoromethoxy)phenoxy}methyl}-6,7-dihydro-5*H*-imidazo[2,1-*b*][1,3]oxazine (compound **59** of Table 1) by the method of Scheme 13.



[0260] A solution of iodine (1.49 g, 5.85 mmol) in anhydrous CH₂Cl₂ (3x 10 mL, then 4x 1 mL to rinse) was added dropwise to a stirred mixture of imidazole (0.441 g, 6.48 mmol) and triphenylphosphine (1.50 g, 5.71 mmol) in anhydrous CH₂Cl₂ (3 mL) at 0 °C under N₂. After stirring at 0 °C for 30 min, a solution of 2-({[*tert*-butyl(dimethyl)silyl]oxy}methyl)-2-propen-1-ol (**164**) (reported by Chen et al., US 2007213341 A1, by monosilylation of 2-methylene-1,3-propanediol) (1.00 g, 4.94 mmol) in anhydrous CH₂Cl₂ (4 mL, then 4x 1 mL to rinse) was added, and the mixture was stirred at 0-8 °C for 5 h. The resulting mixture was concentrated carefully under reduced pressure, and the residual oil was chromatographed on silica gel. Elution with pentane firstly gave foreruns, and then further elution with 10% CH₂Cl₂/pentane gave *tert*-butyl(dimethyl)silyl 2-(iodomethyl)-2-propenyl ether (**165**) (1.46 g, 95%) as a volatile pink oil that was used directly in the next step; ¹H NMR (CDCl₃) δ 5.31 (br s, 1 H), 5.19 (d, *J* = 1.3 Hz, 1 H), 4.31 (s, 2 H), 3.95 (s, 2 H), 0.92 (s, 9 H), 0.10 (s, 6 H).

[0261] A mixture of iodide **165** (4.63 g, 14.8 mmol), 4-(trifluoromethoxy)phenol (3.10 mL, 23.9 mmol) and powdered K_2CO_3 (3.56 g, 25.8 mmol) in acetone (10 mL) was stirred at 50 °C for 11 h. The resulting cooled mixture was diluted with ice-water (100 mL) and extracted with CH_2Cl_2 (4x 100 mL). The combined extracts were evaporated to dryness and the residue was chromatographed on silica gel. Elution with 0-3% CH_2Cl_2 /petroleum ether firstly gave foreruns, and then further elution with 5-10% CH_2Cl_2 /petroleum ether gave *tert*-butyl(dimethyl)[(2-{[4-(trifluoromethoxy)phenoxy]methyl}-2-propenyl)oxy]silane (**166**) (3.12 g, 58%) as a colourless oil; 1H NMR ($CDCl_3$) δ 7.12 (br d, $J = 9.0$ Hz, 2 H), 6.90 (dt, $J = 9.1, 2.9$ Hz, 2 H), 5.27 (d, $J = 0.7$ Hz, 1 H), 5.20 (d, $J = 1.1$ Hz, 1 H), 4.54 (s, 2 H), 4.24 (s, 2 H), 0.91 (s, 9 H), 0.07 (s, 6 H); HRFABMS calcd for $C_{17}H_{26}F_3O_3Si$ m/z $[M + H]^+$ 363.1603, found 363.1604.

[0262] A solution of iodine (825 mg, 3.25 mmol) in anhydrous THF (5 mL, then 2x 3mL to rinse) was added dropwise (over 70 min) to a stirred mixture of alkene **166** (5.21 g, 14.4 mmol) and powdered $NaBH_4$ (257 mg, 6.79 mmol) in anhydrous THF (18 mL) at 0 °C under N_2 . After stirring at 0 °C for 3 h, and then at room temperature for 13 h, the mixture was again cooled to 0 °C, treated with 30% H_2O_2 (6.8 mL) and 3N NaOH (6.8 mL), and then stirred at room temperature for 3 h. Water (160 mL) was then added, and the mixture was extracted with EtOAc (4x 160 mL). The extracts were washed with brine (80 mL) and evaporated to dryness and the residue was chromatographed on silica gel. Elution with 0-3.5% EtOAc/petroleum ether firstly gave foreruns, and then further elution with 4-8% EtOAc/petroleum ether gave 3-{[*tert*-butyl(dimethyl)silyl]oxy}-2-{[4-(trifluoromethoxy)phenoxy]methyl}-1-propanol (**168**) (3.32 g, 61%) as a colourless oil; 1H NMR ($CDCl_3$) δ 7.13 (br d, $J = 9.0$ Hz, 2 H), 6.89 (dt, $J = 9.1, 3.0$ Hz, 2 H), 4.08 (dd, $J = 9.3, 6.6$ Hz, 1 H), 4.04 (dd, $J = 9.3, 6.0$ Hz, 1 H), 3.94-3.81 (m, 4 H), 2.36 (dd, $J = 6.1, 5.2$ Hz, 1 H), 2.19 (m, 1 H), 0.89 (s, 9 H), 0.07, 0.05 (2s, 6 H); HRFABMS calcd for $C_{17}H_{28}F_3O_4Si$ m/z $[M + H]^+$ 381.1709, found 381.1707.

[0263] A solution of iodine (2.89 g, 11.4 mmol) in anhydrous CH_2Cl_2 (6x 10 mL, then 5mL + 2 mL to rinse) was added dropwise (over 100 min) to a stirred mixture of alcohol **168** (3.28 g, 8.62 mmol), imidazole (1.50 g, 22.0 mmol) and triphenylphosphine (2.83 g, 10.8 mmol) in anhydrous CH_2Cl_2 (20 mL) under N_2 . After stirring at room temperature for 15 h, the resulting

mixture was concentrated under reduced pressure, and the residue was chromatographed on silica gel. Elution with petroleum ether firstly gave foreruns, and then further elution with 5-20% CH₂Cl₂/petroleum ether gave *tert*-butyl(3-iodo-2-{{4-(trifluoromethoxy)phenoxy}methyl}propoxy)dimethylsilane (**170**) (3.90 g, 92%) as a pale brown oil; ¹H NMR (CDCl₃) δ 7.13 (br dd, *J* = 9.1, 0.7 Hz, 2 H), 6.89 (dt, *J* = 9.1, 3.0 Hz, 2 H), 4.01 (dd, *J* = 9.3, 5.7 Hz, 1 H), 3.94 (dd, *J* = 9.3, 6.2 Hz, 1 H), 3.75 (dd, *J* = 10.1, 5.6 Hz, 1 H), 3.70 (dd, *J* = 10.1, 5.6 Hz, 1 H), 3.39 (dd, *J* = 10.1, 5.9 Hz, 1 H), 3.37 (dd, *J* = 10.1, 6.0 Hz, 1 H), 2.10 (sept, *J* = 5.8 Hz, 1 H), 0.89 (s, 9 H), 0.07, 0.06 (2s, 6 H); HRCIMS calcd for C₁₇H₂₇F₃IO₃Si *m/z* [M + H]⁺ 491.0726, found 491.0721.

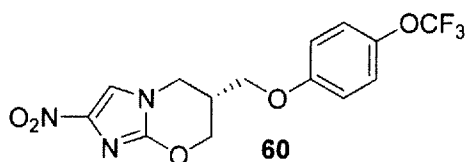
[0264] A mixture of iodide **170** (3.89 g, 7.93 mmol), 2-bromo-4(5)-nitroimidazole (**80**) (1.68 g, 8.77 mmol) and powdered K₂CO₃ (1.90 g, 13.7 mmol) in anhydrous DMF (20 mL) was stirred at 84-88 °C for 37 h. The resulting cooled mixture was diluted with ice-water (100 mL) and extracted with EtOAc (5x 100 mL). The extracts were washed with brine (100 mL), backextracting with EtOAc (50 mL), and then evaporated to dryness and the residue was chromatographed on silica gel. Elution with 0-7% EtOAc/petroleum ether firstly gave foreruns, and then further elution with 7-15% EtOAc/petroleum ether gave 2-bromo-1-(3-{{*tert*-butyl(dimethyl)silyl}oxy}-2-{{4-(trifluoromethoxy)phenoxy}methyl}propyl)-4-nitro-1*H*-imidazole (**172**) (3.57 g, 81%) as a pale yellow oil; ¹H NMR (CDCl₃) δ 7.82 (s, 1 H), 7.16 (br dd, *J* = 9.1, 0.7 Hz, 2 H), 6.85 (dt, *J* = 9.1, 3.0 Hz, 2 H), 4.26 (d, *J* = 7.1 Hz, 2 H), 3.96 (d, *J* = 5.6 Hz, 2 H), 3.77 (dd, *J* = 10.6, 5.1 Hz, 1 H), 3.67 (dd, *J* = 10.6, 4.7 Hz, 1 H), 2.51 (m, 1 H), 0.92 (s, 9 H), 0.08, 0.07 (s, 6 H); HRFABMS calcd for C₂₀H₂₈BrF₃N₃O₅Si *m/z* [M + H]⁺ 556.0913, 554.0934, found 556.0921, 554.0938.

[0265] Silyl ether **172** (3.42 g, 6.17 mmol) was treated with a solution of 1% HCl in 95% EtOH (desilylation conditions described by Cunico et al., 1980) (31 mL), and the mixture was stirred at room temperature for 12 h. The resulting solution was cooled (CO₂/acetone), neutralised by dropwise addition of 7M NH₃ in MeOH (6.6 mL) with stirring, and then concentrated to dryness and the residue was chromatographed on silica gel. Elution with 0-30% EtOAc/petroleum ether firstly gave foreruns, and then further elution with 40-50% EtOAc/petroleum ether gave 3-(2-bromo-4-nitro-1*H*-imidazol-1-yl)-2-{{4-

(trifluoromethoxy)phenoxy]methyl}-1-propanol (**174**) (2.48 g, 91%) as a white solid: mp (CH₂Cl₂/pentane) 97-99 °C; ¹H NMR (CDCl₃) δ 7.88 (s, 1 H), 7.17 (br d, *J* = 8.5 Hz, 2 H), 6.88 (dt, *J* = 9.1, 3.0 Hz, 2 H), 4.34 (dd, *J* = 14.4, 7.4 Hz, 1 H), 4.31 (dd, *J* = 14.4, 7.1 Hz, 1 H), 4.06 (dd, *J* = 9.6, 5.7 Hz, 1 H), 4.03 (dd, *J* = 9.6, 4.8 Hz, 1 H), 3.88 (dt, *J* = 10.8, 4.4 Hz, 1 H), 3.76 (dt, *J* = 10.8, 4.9 Hz, 1 H), 2.54 (m, 1 H), 1.72 (t, *J* = 4.4 Hz, 1 H); HRFABMS calcd for C₁₄H₁₄BrF₃N₃O₅ *m/z* [M + H]⁺ 442.0049, 440.0069, found 442.0053, 440.0063.

[0266] A stirred solution of alcohol **174** (2.48 g, 5.64 mmol) in anhydrous DMF (50 mL) under N₂ at 0 °C was treated with 60% NaH (345 mg, 8.63 mmol), then quickly degassed and resealed under N₂. After stirring at room temperature for 4 h, the reaction was cooled (CO₂/acetone), quenched with ice/aqueous NaHCO₃ (30 mL), added to brine (200 mL), and extracted with CH₂Cl₂ (8x 100 mL). The combined extracts were evaporated to dryness and the residue was chromatographed on silica gel. Elution with 0-1% EtOAc/CH₂Cl₂ firstly gave foreruns, and then further elution with 1.5-2% EtOAc/CH₂Cl₂ gave **59** (1.407 g, 69%) as a pale yellow solid: mp (CH₂Cl₂/hexane) 141-143 °C; ¹H NMR (CDCl₃) δ 7.45 (s, 1 H), 7.17 (br dd, *J* = 9.1, 0.7 Hz, 2 H), 6.88 (dt, *J* = 9.2, 3.0 Hz, 2 H), 4.62 (ddd, *J* = 11.5, 3.2, 0.8 Hz, 1 H), 4.50 (dd, *J* = 11.6, 7.3 Hz, 1 H), 4.27 (ddd, *J* = 12.5, 5.6, 0.7 Hz, 1 H), 4.17 (dd, *J* = 12.4, 7.1 Hz, 1 H), 4.13 (dd, *J* = 9.6, 5.7 Hz, 1 H), 4.07 (dd, *J* = 9.6, 6.7 Hz, 1 H), 2.88 (m, 1 H). Anal. (C₁₄H₁₂F₃N₃O₅) C, H, N.

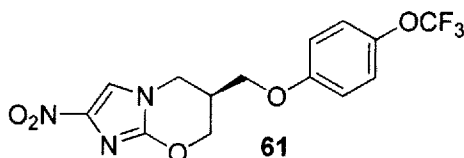
[0267] **HHH. Synthesis of (6*R*)-2-nitro-6-{{4-(trifluoromethoxy)phenoxy}methyl}-6,7-dihydro-5*H*-imidazo[2,1-*b*][1,3]oxazine (compound **60** of Table 1) by the method of Scheme 13.**



[0268] Racemic ether **59** (1.18 g) was separated into pure enantiomers by preparative chiral HPLC, using a ChiralPak IA column and an isocratic solvent system of 27% EtOH in hexane, to firstly give **60** (510 mg, 43%) as a white solid: mp (CH₂Cl₂/hexane) 138-139 °C; ¹H NMR (CDCl₃) δ 7.45 (s, 1 H), 7.17 (br dd, *J* = 9.0, 0.6 Hz, 2 H), 6.88 (dt, *J* = 9.2, 3.0 Hz, 2 H),

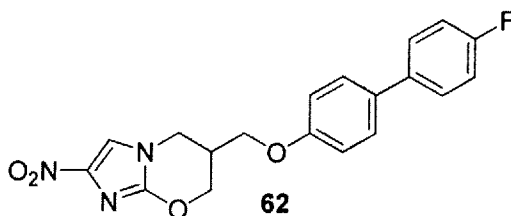
4.62 (ddd, $J = 11.5, 3.2, 0.7$ Hz, 1 H), 4.50 (dd, $J = 11.5, 7.3$ Hz, 1 H), 4.27 (br dd, $J = 12.4, 5.6$ Hz, 1 H), 4.17 (dd, $J = 12.4, 7.0$ Hz, 1 H), 4.13 (dd, $J = 9.6, 5.7$ Hz, 1 H), 4.07 (dd, $J = 9.6, 6.7$ Hz, 1 H), 2.88 (m, 1 H); $[\alpha]^{26} 14^\circ$ (c, 1.00, CHCl_3). Anal. ($\text{C}_{14}\text{H}_{12}\text{F}_3\text{N}_3\text{O}_5$) C, H, N.

[0269] III. Synthesis of (6*S*)-2-nitro-6-{{4-(trifluoromethoxy)phenoxy}methyl}-6,7-dihydro-5*H*-imidazo[2,1-*b*][1,3]oxazine (compound 61 of Table 1) by the method of Scheme 13.



[0270] Preparative chiral HPLC of ether **59** (see Example 2HHH above) secondly gave **61** (509 mg, 43%) as a white solid: mp (CH_2Cl_2 /hexane) 139-140 °C; ^1H NMR (CDCl_3) δ 7.45 (s, 1 H), 7.17 (br dd, $J = 9.1, 0.6$ Hz, 2 H), 6.88 (dt, $J = 9.1, 3.0$ Hz, 2 H), 4.62 (ddd, $J = 11.5, 3.2, 0.6$ Hz, 1 H), 4.50 (dd, $J = 11.5, 7.3$ Hz, 1 H), 4.27 (br dd, $J = 12.4, 5.2$ Hz, 1 H), 4.17 (dd, $J = 12.5, 7.1$ Hz, 1 H), 4.13 (dd, $J = 9.6, 5.7$ Hz, 1 H), 4.07 (dd, $J = 9.6, 6.7$ Hz, 1 H), 2.88 (m, 1 H); $[\alpha]^{26} -14^\circ$ (c, 1.00, CHCl_3). Anal. ($\text{C}_{14}\text{H}_{12}\text{F}_3\text{N}_3\text{O}_5$) C, H, N.

[0271] JJJ. Synthesis of 6-{{(4'-fluoro[1,1'-biphenyl]-4-yl)oxy}methyl}-2-nitro-6,7-dihydro-5*H*-imidazo[2,1-*b*][1,3]oxazine (compound 62 of Table 1) by the method of Scheme 13.



[0272] Alkylation of 4-iodophenol with iodide **165** (see Example 2GGG) and K_2CO_3 as in Example 2GGG above for 6 h, followed by chromatography of the product on silica gel, eluting with petroleum ether (foreruns) and then with 5% CH_2Cl_2 /petroleum ether, gave *tert*-butyl({2-[(4-iodophenoxy)methyl]-2-propenyl}oxy)dimethylsilane (**167**) (94%) as an oil; ^1H

NMR (CDCl₃) δ 7.54 (dt, J = 8.9, 2.7 Hz, 2 H), 6.70 (dt, J = 8.9, 2.7 Hz, 2 H), 5.25 (d, J = 1.0 Hz, 1 H), 5.19 (d, J = 1.2 Hz, 1 H), 4.51 (s, 2 H), 4.23 (s, 2 H), 0.91 (s, 9 H), 0.07 (2 s, 6 H); HRFABMS calcd for C₁₆H₂₆IO₂Si m/z [M + H]⁺ 405.0747, found 405.0739.

[0273] A solution of iodine (282 mg, 1.11 mmol) in anhydrous THF (1.5 mL, then 2x 0.75 mL to rinse) was added dropwise (over 40 min) to a stirred mixture of alkene **167** (1.71 g, 4.23 mmol) and powdered NaBH₄ (90 mg, 2.38 mmol) in anhydrous THF (5.5 mL) at 0 °C under N₂. After stirring at 0 °C for 4 h, and then at room temperature for 13 h, the mixture was again cooled to 0 °C, treated with 30% H₂O₂ (2.4 mL) and 3N NaOH (2.4 mL), and then stirred at room temperature for 3 h. Water (50 mL) was then added, and the mixture was extracted with EtOAc (4x 50 mL). The extracts were washed with brine (50 mL) and evaporated to dryness and the residue was chromatographed on silica gel. Elution with 0-2% EtOAc/petroleum ether firstly gave foreruns, and then further elution with 4-5% EtOAc/petroleum ether gave 3-*tert*-butyl(dimethyl)silyloxy-2-[(4-iodophenoxy)methyl]-1-propanol (**169**) (1.26 g, 71%) as a pale yellow oil; ¹H NMR (CDCl₃) δ 7.55 (dt, J = 9.0, 2.7 Hz, 2 H), 6.69 (dt, J = 9.0, 2.7 Hz, 2 H), 4.06 (dd, J = 9.3, 6.7 Hz, 1 H), 4.01 (dd, J = 9.3, 5.9 Hz, 1 H), 3.93-3.80 (m, 4 H), 2.36 (dd, J = 6.3, 5.1 Hz, 1 H), 2.17 (sept, J = 5.4 Hz, 1 H), 0.89 (s, 9 H), 0.06, 0.05 (2 s, 6 H); HRFABMS calcd for C₁₆H₂₈IO₃Si m/z [M + H]⁺ 423.0853, found 423.0849.

[0274] Iodination of alcohol **169** with I₂, PPh₃ and imidazole as in Example 2GGG above for 12 h, followed by chromatography of the product on silica gel, eluting with 0-5% CH₂Cl₂/petroleum ether (foreruns) and then with 5-10% CH₂Cl₂/petroleum ether, gave *tert*-butyl{3-iodo-2-[(4-iodophenoxy)methyl]propoxy}dimethylsilane (**171**) (94%) as a colourless oil; ¹H NMR (CDCl₃) δ 7.55 (dt, J = 9.0, 2.7 Hz, 2 H), 6.68 (dt, J = 9.0, 2.7 Hz, 2 H), 3.98 (dd, J = 9.4, 5.7 Hz, 1 H), 3.92 (dd, J = 9.4, 6.2 Hz, 1 H), 3.74 (dd, J = 10.1, 5.6 Hz, 1 H), 3.69 (dd, J = 10.1, 5.6 Hz, 1 H), 3.38 (dd, J = 10.0, 5.9 Hz, 1 H), 3.35 (dd, J = 10.0, 6.1 Hz, 1 H), 2.09 (sept, J = 5.8 Hz, 1 H), 0.89 (s, 9 H), 0.06 (2 s, 6 H); HRFABMS calcd for C₁₆H₂₇I₂O₂Si m/z [M + H]⁺ 532.9870, found 532.9864.

[0275] Alkylation of 2-bromo-4(5)-nitroimidazole (**80**) with iodide **171** and K₂CO₃ as in Example 2GGG above for 33 h, followed by chromatography of the product on silica gel,

eluting with 0-7% EtOAc/petroleum ether (foreruns) and then with 8-15% EtOAc/petroleum ether, gave 2-bromo-1-{3-[[*tert*-butyl(dimethyl)silyl]oxy]-2-[(4-iodophenoxy)methyl]propyl}-4-nitro-1*H*-imidazole (**173**) (80%) as a white solid: mp (CH₂Cl₂/pentane) 81-83 °C; ¹H NMR (CDCl₃) δ 7.81 (s, 1 H), 7.57 (dt, *J* = 9.0, 2.7 Hz, 2 H), 6.64 (dt, *J* = 9.0, 2.6 Hz, 2 H), 4.24 (d, *J* = 7.1 Hz, 1 H), 3.93 (d, *J* = 5.6 Hz, 1 H), 3.76 (dd, *J* = 10.6, 5.1 Hz, 1 H), 3.66 (dd, *J* = 10.6, 4.7 Hz, 1 H), 2.50 (m, 1 H), 0.91 (s, 9 H), 0.07 (2 s, 6 H); HRFABMS calcd for C₁₉H₂₈BrIN₃O₄Si *m/z* [M + H]⁺ 598.0057, 596.0077, found 598.0070, 596.0082.

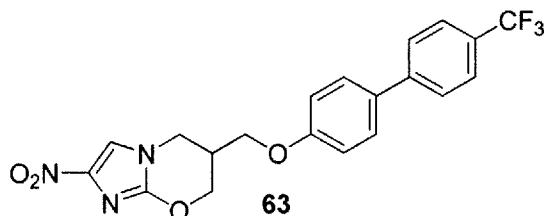
[0276] Hydrolysis of silyl ether **173** with 1% HCl in 95% EtOH as in Example 2GGG above for 7 h, followed by chromatography of the product on silica gel, eluting with 0-30% EtOAc/petroleum ether (foreruns) and then with 40-50% EtOAc/petroleum ether, gave 3-(2-bromo-4-nitro-1*H*-imidazol-1-yl)-2-[(4-iodophenoxy)methyl]-1-propanol (**175**) (86%) as a white solid: mp (CH₂Cl₂/pentane) 109-111 °C; ¹H NMR (CDCl₃) δ 7.87 (s, 1 H), 7.58 (dt, *J* = 9.0, 2.7 Hz, 2 H), 6.66 (dt, *J* = 9.0, 2.7 Hz, 2 H), 4.33 (dd, *J* = 14.4, 7.3 Hz, 1 H), 4.29 (dd, *J* = 14.4, 7.1 Hz, 1 H), 4.03 (dd, *J* = 9.6, 5.7 Hz, 1 H), 4.00 (dd, *J* = 9.6, 7.8 Hz, 1 H), 3.86 (ddd, *J* = 10.9, 4.6, 4.3 Hz, 1 H), 3.75 (dt, *J* = 10.8, 4.9 Hz, 1 H), 2.52 (m, 1 H), 1.72 (t, *J* = 4.4 Hz, 1 H); HRFABMS calcd for C₁₃H₁₄BrIN₃O₄ *m/z* [M + H]⁺ 483.9192, 481.9212, found 483.9200, 481.9211.

[0277] Ring closure of alcohol **175** with NaH as in Example 2GGG for 5 h, followed by chromatography of the product on silica gel, eluting with 0-1% EtOAc/CH₂Cl₂ (foreruns) and then with 1.5-2% EtOAc/CH₂Cl₂, gave 6-[(4-iodophenoxy)methyl]-2-nitro-6,7-dihydro-5*H*-imidazo[2,1-*b*][1,3]oxazine (**176**) (78%) as a pale yellow solid: mp (CH₂Cl₂/pentane triturate) 239-240 °C; ¹H NMR [(CD₃)₂SO] δ 8.09 (s, 1 H), 7.60 (dt, *J* = 9.0, 2.7 Hz, 2 H), 6.82 (dt, *J* = 9.0, 2.7 Hz, 2 H), 4.59 (dd, *J* = 10.9, 2.9 Hz, 1 H), 4.44 (dd, *J* = 11.0, 7.2 Hz, 1 H), 4.28 (dd, *J* = 12.5, 5.4 Hz, 1 H), 4.09 (dd, *J* = 10.0, 6.7 Hz, 1 H), 4.06 (dd, *J* = 10.0, 6.7 Hz, 1 H), 4.03 (dd, *J* = 12.5, 7.0 Hz, 1 H), 2.82 (m, 1 H). Anal. (C₁₃H₁₂IN₃O₄) C, H, N.

[0278] Suzuki coupling of iodide **176** and 4-fluorophenylboronic acid as in Example 2CC above, followed by chromatography of the product on silica gel, eluting with 0-1% EtOAc/CH₂Cl₂ (foreruns) and then with 1-2% EtOAc/CH₂Cl₂, gave **62** (92%) as a pale pink

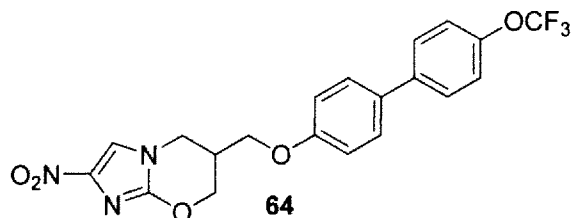
solid: mp (CH₂Cl₂/pentane) 201-203 °C; ¹H NMR [(CD₃)₂SO] δ 8.11 (s, 1 H), 7.65 (dt, *J* = 8.9, 2.7 Hz, 2 H), 7.64 (dt, *J* = 8.8, 2.7 Hz, 2 H), 7.59 (dt, *J* = 8.8, 2.5 Hz, 2 H), 7.25 (tt, 8.9, 2.7 Hz, 2 H), 7.05 (dt, *J* = 8.8, 2.6 Hz, 2 H), 4.63 (dd, *J* = 10.9, 2.9 Hz, 1 H), 4.48 (dd, *J* = 11.0, 7.3 Hz, 1 H), 4.31 (dd, *J* = 12.5, 5.4 Hz, 1 H), 4.16 (dd, *J* = 10.0, 6.7 Hz, 1 H), 4.12 (dd, *J* = 10.0, 6.7 Hz, 1 H), 4.07 (dd, *J* = 12.6, 7.0 Hz, 1 H), 2.86 (m, 1 H). Anal. (C₁₉H₁₆FN₃O₄) C, H, N.

[0279] KKK. Synthesis of 2-nitro-6-({[4'-(trifluoromethyl)[1,1'-biphenyl]-4-yl]oxy}methyl)-6,7-dihydro-5*H*-imidazo[2,1-*b*][1,3]oxazine (compound **63** of Table 1) by the method of Scheme 13.



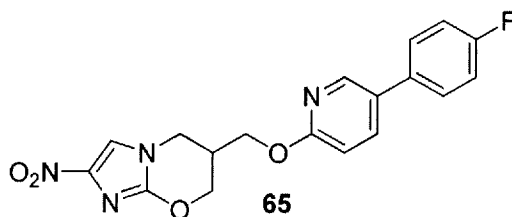
[0280] Suzuki coupling of iodide **176** (see Example 2JJJ above) and 4-(trifluoromethyl)phenylboronic acid as in Example 2CC above, followed by chromatography of the product on silica gel, eluting with 0-1% EtOAc/CH₂Cl₂ (foreruns) and then with 1-2% EtOAc/CH₂Cl₂, gave **63** (90%) as a cream solid: mp (CH₂Cl₂/pentane) 218-221 °C; ¹H NMR [(CD₃)₂SO] δ 8.11 (s, 1 H), 7.85 (br d, *J* = 8.2 Hz, 2 H), 7.77 (br d, *J* = 8.3 Hz, 2 H), 7.71 (dt, *J* = 8.8, 2.5 Hz, 2 H), 7.10 (dt, *J* = 8.8, 2.5 Hz, 2 H), 4.63 (dd, *J* = 10.9, 2.9 Hz, 1 H), 4.48 (dd, *J* = 11.0, 7.2 Hz, 1 H), 4.32 (dd, *J* = 12.5, 5.5 Hz, 1 H), 4.18 (dd, *J* = 10.0, 6.7 Hz, 1 H), 4.15 (dd, *J* = 10.0, 6.7 Hz, 1 H), 4.08 (dd, *J* = 12.6, 7.0 Hz, 1 H), 2.87 (m, 1 H). Anal. (C₂₀H₁₆F₃N₃O₄) C, H, N.

[0281] LLL. Synthesis of 2-nitro-6-({[4'-(trifluoromethoxy)[1,1'-biphenyl]-4-yl]oxy}methyl)-6,7-dihydro-5*H*-imidazo[2,1-*b*][1,3]oxazine (compound **64** of Table 1) by the method of Scheme 13.



[0282] Suzuki coupling of iodide **176** (see Example 2JJJ above) and 4-(trifluoromethoxy)phenylboronic acid as in Example 2CC above, followed by chromatography of the product on silica gel, eluting with CH₂Cl₂, gave **64** (93%) as a cream solid: mp (CH₂Cl₂/pentane) 192-194 °C; ¹H NMR (CDCl₃) δ 7.54 (dt, *J* = 8.7, 2.4 Hz, 2 H), 7.50 (dt, *J* = 8.7, 2.5 Hz, 2 H), 7.46 (s, 1 H), 7.26 (m, 2 H), 6.96 (dt, *J* = 8.7, 2.4 Hz, 2 H), 4.63 (dd, *J* = 11.5, 3.1 Hz, 1 H), 4.52 (dd, *J* = 11.5, 7.4 Hz, 1 H), 4.28 (dd, *J* = 12.4, 5.6 Hz, 1 H), 4.20 (m, 1 H), 4.18 (dd, *J* = 10.0, 5.7 Hz, 1 H), 4.12 (dd, *J* = 9.7, 6.7 Hz, 1 H), 2.91 (m, 1 H). Anal. (C₂₀H₁₆F₃N₃O₅) C, H, N.

[0283] **MMM. Synthesis of 6-([5-(4-fluorophenyl)-2-pyridinyl]oxy)methyl-2-nitro-6,7-dihydro-5H-imidazo[2,1-*b*][1,3]oxazine (compound **65** of Table 1) by the method of Scheme 14.**



[0284] A mixture of 2-bromo-4(5)-nitroimidazole (**80**) (3.373 g, 17.6 mmol), 6-(iodomethyl)-2,2,3,3,9,9,10,10-octamethyl-4,8-dioxa-3,9-disilaundecane (**177**) (reported by Curran et al., 1998 in 4 steps from 2-methylene-1,3-propanediol) (6.79 g, 15.3 mmol) and powdered K₂CO₃ (5.10 g, 36.9 mmol) in anhydrous DMF (40 mL) under N₂ was stirred at 82 °C for 24 h. The resulting cooled mixture was added to ice-water (200 mL) and extracted with EtOAc (3x 200 mL). The extracts were washed with water (200 mL), back-extracting with EtOAc (200 mL), and then further washed with brine (150 mL). The combined extracts were evaporated to dryness and the residue was chromatographed on silica gel. Elution with 0-2% EtOAc/petroleum ether firstly gave foreruns, and then further elution with 3-5% EtOAc/petroleum ether gave 2-bromo-1-[3-{*tert*-butyl(dimethyl)silyl]oxy}-2-({*tert*-butyl(dimethyl)silyl]oxy)methyl)propyl]-4-nitro-1*H*-imidazole (**178**) (7.35 g, 95%) as a white solid: mp (pentane) 51-53 °C; ¹H NMR (CDCl₃) δ 7.83 (s, 1 H), 4.12 (d, *J* = 7.2 Hz, 2 H), 3.61 (dd, *J* = 10.4, 5.5 Hz, 2 H), 3.56 (dd, *J* =

10.4, 5.0 Hz, 2 H), 2.15 (m, 1 H), 0.91 (s, 18 H), 0.07 (2s, 2x 6 H). Anal. (C₁₉H₃₈BrN₃O₄Si₂) C, H, N.

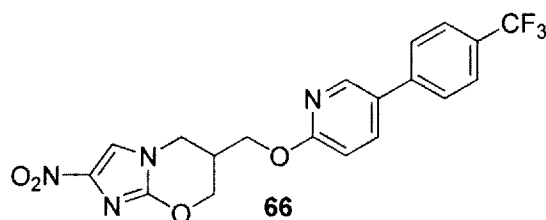
[0285] A suspension of silyl ether **178** (7.35 g, 14.5 mmol) in a solution of 1% HCl in 95% EtOH (desilylation conditions described by Cunico et al., 1980) (150 mL) was stirred at room temperature for 4 h, and then kept at 4 °C for 12 h. The resulting solution was cooled (CO₂/acetone), neutralised by dropwise addition of 7M NH₃ in MeOH (9.8 mL) with stirring, and then concentrated to dryness and the residue was chromatographed on silica gel. Elution with 33-75% EtOAc/petroleum ether firstly gave foreruns, and then further elution with 75% EtOAc/petroleum ether and EtOAc gave 2-[(2-bromo-4-nitro-1*H*-imidazol-1-yl)methyl]-1,3-propanediol (**179**) (3.42, 85%) as a white solid: mp (MeOH/CH₂Cl₂/hexane) 110-112 °C; ¹H NMR [(CD₃)₂SO] δ 8.50 (s, 1 H), 4.65 (t, *J* = 5.0 Hz, 2 H), 4.07 (d, *J* = 7.3 Hz, 2 H), 3.41 (m, 4 H), 2.06 (m, 1 H). Anal. (C₇H₁₀BrN₃O₄) C, H, N.

[0286] A stirred solution of diol **179** (3.44 g, 12.3 mmol) in anhydrous DMF (30 mL) under N₂ at 0 °C was treated with 60% NaH (1.72 g, 43.0 mmol), then quickly degassed and resealed under N₂. After stirring at room temperature for 3.5 h, the reaction was cooled (CO₂/acetone), quenched with ice/aqueous NH₄Cl (20 mL) and aqueous NaHCO₃ (20 mL), added to brine (150 mL) and extracted with CH₂Cl₂ (3x 150 mL), 10% MeOH/CH₂Cl₂ (6x 150 mL), and EtOAc (15x 150 mL). The combined extracts were evaporated to dryness and the residue was chromatographed on silica gel. Elution with 0-2% MeOH/CH₂Cl₂ firstly gave foreruns, and then further elution with 2-3% MeOH/CH₂Cl₂ gave the crude product (1.88 g), which was further chromatographed on silica gel. Elution with 50-90% EtOAc/petroleum ether firstly gave foreruns, and then further elution with 90% EtOAc/petroleum ether and EtOAc gave (2-nitro-6,7-dihydro-5*H*-imidazo[2,1-*b*][1,3]oxazin-6-yl)methanol (**180**) (1.649 g, 67%) as a pale yellow solid: mp (MeOH/CH₂Cl₂/hexane) 130-131 °C; ¹H NMR [(CD₃)₂SO] δ 8.06 (s, 1 H), 4.96 (t, *J* = 5.1 Hz, 1 H), 4.49 (ddd, *J* = 10.9, 3.3, 0.9 Hz, 1 H), 4.30 (dd, *J* = 10.9, 7.9 Hz, 1 H), 4.15 (ddd, *J* = 12.5, 5.4, 0.8 Hz, 1 H), 3.90 (dd, *J* = 12.5, 7.7 Hz, 1 H), 3.47 (m, 2 H), 2.40 (m, 1 H). Anal. (C₇H₉N₃O₄) C, H, N.

[0287] Alkylation of oxazine alcohol **180** with 5-bromo-2-fluoropyridine (**91**) (2.0 equiv.) and NaH (1.74 equiv.) as in Example 2OO for 3 h, followed by chromatography of the product on silica gel, eluting with 0-0.25% MeOH/CH₂Cl₂ (foreruns) and then with 0.25-0.5% MeOH/CH₂Cl₂, gave 6-{[(5-bromo-2-pyridinyl)oxy]methyl}-2-nitro-6,7-dihydro-5*H*-imidazo[2,1-*b*][1,3]oxazine (**181**) (67%) as a white solid: mp (MeOH/CH₂Cl₂/hexane) 233-235 °C; ¹H NMR [(CD₃)₂SO] δ 8.27 (dd, *J* = 2.5, 0.4 Hz, 1 H), 8.07 (s, 1 H), 7.93 (dd, *J* = 8.8, 2.6 Hz, 1 H), 6.85 (dd, *J* = 8.9, 0.5 Hz, 1 H), 4.60 (dd, *J* = 11.0, 2.7 Hz, 1 H), 4.44 (dd, *J* = 11.1, 7.4 Hz, 1 H), 4.36 (dd, *J* = 11.0, 6.7 Hz, 1 H), 4.33 (dd, *J* = 11.0, 6.7 Hz, 1 H), 4.27 (dd, *J* = 12.5, 5.4 Hz, 1 H), 4.04 (dd, *J* = 12.6, 7.1 Hz, 1 H), 2.85 (m, 1 H). Anal. (C₁₂H₁₁BrN₄O₄) C, H, N.

[0288] Suzuki coupling of bromide **181** and 4-fluorophenylboronic acid (2.0 equiv.) as in Example 2M for 2.5 h, followed by chromatography of the product on silica gel, eluting with 0-5% EtOAc/CH₂Cl₂ (foreruns) and then with 5-6% EtOAc/CH₂Cl₂, gave **65** (93%) as a cream solid: mp (CH₂Cl₂/pentane) 160-161 °C; ¹H NMR (CDCl₃) δ 8.29 (dd, *J* = 2.5, 0.6 Hz, 1 H), 7.78 (dd, *J* = 8.8, 2.5 Hz, 1 H), 7.46 (ddt, *J* = 8.9, 5.2, 2.6 Hz, 2 H), 7.44 (s, 1 H), 7.14 (tt, *J* = 6.5, 2.6 Hz, 2 H), 6.83 (dd, *J* = 8.6, 0.7 Hz, 1 H), 4.64 (ddd, *J* = 11.4, 3.3, 1.0 Hz, 1 H), 4.54 (dd, *J* = 11.3, 6.2 Hz, 1 H), 4.49 (dd, *J* = 11.3, 6.5 Hz, 1 H), 4.45 (dd, *J* = 11.5, 7.9 Hz, 1 H), 4.26 (ddd, *J* = 12.4, 5.6, 0.9 Hz, 1 H), 4.10 (dd, *J* = 12.4, 7.7 Hz, 1 H), 2.94 (m, 1 H). Anal. (C₁₈H₁₅FN₄O₄) C, H, N.

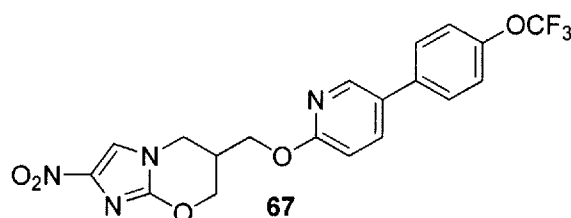
[0289] NNN. Synthesis of 2-nitro-6-[(5-[4-(trifluoromethyl)phenyl]-2-pyridinyl)oxy]methyl]-6,7-dihydro-5*H*-imidazo[2,1-*b*][1,3]oxazine (compound **66** of Table 1) by the method of Scheme 14.



[0290] Suzuki coupling of bromide **181** (see Example 2MMM) and 4-(trifluoromethyl)phenylboronic acid as in Example 2M for 130 min, followed by chromatography of the product on silica gel, eluting with 0-4% EtOAc/CH₂Cl₂ (foreruns) and then with 5-6%

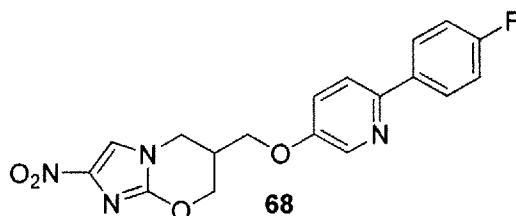
EtOAc/CH₂Cl₂, gave **66** (94%) as a cream solid: mp (CH₂Cl₂/pentane) 180-182 °C; ¹H NMR (CDCl₃) δ 8.38 (dd, *J* = 2.5, 0.5 Hz, 1 H), 7.87 (dd, *J* = 8.6, 2.6 Hz, 1 H), 7.73 (br d, *J* = 8.2 Hz, 2 H), 7.64 (br d, *J* = 8.1 Hz, 2 H), 7.48 (s, 1 H), 6.89 (dd, *J* = 8.6, 0.6 Hz, 1 H), 4.66 (ddd, *J* = 11.4, 3.3, 0.9 Hz, 1 H), 4.57 (dd, *J* = 11.3, 6.3 Hz, 1 H), 4.52 (dd, *J* = 11.3, 6.4 Hz, 1 H), 4.49 (dd, *J* = 11.5, 7.9 Hz, 1 H), 4.29 (ddd, *J* = 12.4, 5.6, 0.8 Hz, 1 H), 4.13 (dd, *J* = 12.4, 7.6 Hz, 1 H), 2.98 (m, 1 H). Anal. (C₁₉H₁₅F₃N₄O₄) C, H, N.

[0291] **OOO. Synthesis of 2-nitro-6-[(5-[4-(trifluoromethoxy)phenyl]-2-pyridinyl)oxy)methyl]-6,7-dihydro-5H-imidazo[2,1-b][1,3]oxazine (compound 67 of Table 1) by the method of Scheme 14.**



[0292] Suzuki coupling of bromide **181** (see Example 2MMM) and 4-(trifluoromethoxy)phenylboronic acid as in Example 2M for 2 h, followed by chromatography of the product on silica gel, eluting with 0-4% EtOAc/CH₂Cl₂ (foreruns) and then with 4-5% EtOAc/CH₂Cl₂, gave **67** (93%) as a cream solid: mp (CH₂Cl₂/pentane) 182-183 °C; ¹H NMR (CDCl₃) δ 8.31 (dd, *J* = 2.5, 0.7 Hz, 1 H), 7.80 (dd, *J* = 8.6, 2.6 Hz, 1 H), 7.52 (dt, *J* = 8.8, 2.6 Hz, 2 H), 7.44 (s, 1 H), 7.30 (br dd, *J* = 8.7, 0.8 Hz, 2 H), 6.84 (dd, *J* = 8.6, 0.6 Hz, 1 H), 4.64 (ddd, *J* = 11.5, 3.3, 0.9 Hz, 1 H), 4.54 (dd, *J* = 11.3, 6.2 Hz, 1 H), 4.50 (dd, *J* = 11.2, 6.4 Hz, 1 H), 4.46 (dd, *J* = 11.4, 7.9 Hz, 1 H), 4.26 (ddd, *J* = 12.4, 5.6, 0.8 Hz, 1 H), 4.10 (dd, *J* = 12.4, 7.6 Hz, 1 H), 2.95 (m, 1 H). Anal. (C₁₉H₁₅F₃N₄O₅) C, H, N.

[0293] **PPP. Synthesis of 6-([6-(4-fluorophenyl)-3-pyridinyl]oxy)methyl-2-nitro-6,7-dihydro-5H-imidazo[2,1-b][1,3]oxazine (compound 68 of Table 1) by the method of Scheme 15.**



[0294] Diethylazodicarboxylate (3.445 mL, 22.2 mmol) was added dropwise to a stirred mixture of 3- $\{[tert\text{-butyl(dimethyl)silyl]oxy}\}$ -2- $\{([tert\text{-butyl(dimethyl)silyl]oxy})\text{methyl}\}$ -1-propanol (**184**) (reported by Kim et al., 2001, via silylation and hydroboration of 2-methylene-1,3-propanediol) (5.706 g, 17.1 mmol), 6-bromo-3-pyridinol (3.571 g, 20.5 mmol) and triphenylphosphine (5.386 g, 20.5 mmol) in anhydrous THF (55 mL) at 0 °C under N₂. After stirring at 0 °C for 1 h, and then at room temperature for 41 h, the mixture was concentrated under reduced pressure and the residue was chromatographed on silica gel. Elution with 0-5% Et₂O/petroleum ether firstly gave foreruns, and then further elution with 5% Et₂O/petroleum ether gave

2-bromo-5-[3- $\{[tert\text{-butyl(dimethyl)silyl]oxy}\}$ -2- $\{([tert\text{-butyl(dimethyl)silyl]oxy})\text{methyl}\}$ propoxy]pyridine (**185**) (8.09 g, 97%) as a colourless oil; ¹H NMR (CDCl₃) δ 8.06 (d, *J* = 3.0 Hz, 1 H), 7.35 (dd, *J* = 8.7, 0.3 Hz, 1 H), 7.11 (dd, *J* = 8.7, 3.2 Hz, 1 H), 4.03 (d, *J* = 5.9 Hz, 2 H), 3.73 (dd, *J* = 10.1, 5.7 Hz, 1 H), 3.69 (dd, *J* = 10.0, 6.0 Hz, 1 H), 2.16 (sept, *J* = 5.8 Hz, 1 H), 0.88 (s, 18 H), 0.03 (2 s, 12 H); HRESIMS calcd for C₂₁H₄₁BrNO₃Si₂ *m/z* [M + H]⁺ 492.1783, 490.1803, found 492.1786, 490.1804.

[0295] Silyl ether **185** (11.06 g, 22.5 mmol) was treated with a solution of 1% HCl in 95% EtOH (desilylation conditions described by Cunico et al., 1980) (200 mL), and the mixture was stirred at room temperature for 13 h. The resulting solution was cooled (CO₂/acetone), neutralised by dropwise addition of 7M NH₃ in MeOH (10 mL) with stirring, and then concentrated to dryness and the residue was chromatographed on silica gel. Elution with 0-3% MeOH/CH₂Cl₂ firstly gave foreruns, and then further elution with 5% MeOH/CH₂Cl₂ gave 2- $\{[(6\text{-bromo-3-pyridinyl)oxy}]\text{methyl}\}$ -1,3-propanediol (**186**) (5.56 g, 94%) as a white solid: mp (CH₂Cl₂) 90-91 °C; ¹H NMR (CDCl₃) δ 8.07 (d, *J* = 3.1 Hz, 1 H), 7.36 (d, *J* = 8.7 Hz, 1 H), 7.12 (dd, *J* = 8.7, 3.1 Hz, 1 H), 4.15 (d, *J* = 6.1 Hz, 1 H), 3.95 (dt, *J* = 10.8, 4.9 Hz, 1 H), 3.92 (dt, *J* = 10.8, 5.3 Hz, 1 H), 2.24 (m, 1 H), 1.99 (t, *J* = 5.1 Hz, 2 H). Anal. (C₉H₁₂BrNO₃) C, H, N.

[0296] A suspension of diol **186** (5.25 g, 20.0 mmol) in anhydrous THF (66 mL) under N₂ was stirred at room temperature until the solid had completely dissolved (~10 min), and then treated with 60% NaH (0.829 g, 20.7 mmol) and quickly degassed and resealed under N₂. After stirring at room temperature for 60 min (to give a white precipitate), *tert*-butyldimethylsilyl chloride (3.21 g, 21.3 mmol) was added, and the mixture was stirred at room temperature for 100 min. The resulting mixture was concentrated under reduced pressure and the residue was chromatographed on silica gel. Elution with 0-33% Et₂O/petroleum ether firstly gave foreruns, and then further elution with 33-50% Et₂O/petroleum ether gave 3-[(6-bromo-3-pyridinyl)oxy]-2-([*tert*-butyl(dimethyl)silyl]oxy)methyl)-1-propanol (**187**) (5.97 g, 79%) as a colourless oil; ¹H NMR (CDCl₃) δ 8.07 (d, *J* = 3.1 Hz, 1 H), 7.36 (d, *J* = 8.7 Hz, 1 H), 7.12 (dd, *J* = 8.7, 3.1 Hz, 1 H), 4.12 (dd, *J* = 9.2, 6.6 Hz, 1 H), 4.09 (dd, *J* = 9.2, 5.9 Hz, 1 H), 3.94-3.80 (m, 4 H), 2.27 (dd, *J* = 6.3, 4.8 Hz, 1 H), 2.18 (sept, *J* = 5.4 Hz, 1 H), 0.89 (s, 9 H), 0.06, 0.05 (2 s, 6 H); HRESIMS calcd for C₁₅H₂₇BrNO₃Si *m/z* [M + H]⁺ 378.0918, 376.0938, found 378.0912, 376.0931.

[0297] Iodination of alcohol **187** with I₂, PPh₃ and imidazole as in Example 2GGG above for 18 h, followed by chromatography of the product on silica gel, eluting with petroleum ether and pentane (foreruns) and then with 5-25% Et₂O/pentane, gave 2-bromo-5-[3-{[*tert*-butyl(dimethyl)silyl]oxy}-2-(iodomethyl)propoxy]pyridine (**188**) (97%) as a colourless oil; ¹H NMR (CDCl₃) δ 8.07 (d, *J* = 3.0 Hz, 1 H), 7.37 (dd, *J* = 8.7, 0.3 Hz, 1 H), 7.11 (dd, *J* = 8.7, 3.2 Hz, 1 H), 4.06 (dd, *J* = 9.2, 5.7 Hz, 1 H), 3.99 (dd, *J* = 9.2, 6.1 Hz, 1 H), 3.74 (dd, *J* = 10.1, 5.6 Hz, 1 H), 3.70 (dd, *J* = 10.1, 5.5 Hz, 1 H), 3.36 (d, *J* = 6.0 Hz, 2 H), 2.12 (sept, *J* = 5.8 Hz, 1 H), 0.89 (s, 9 H), 0.06 (2 s, 6 H); HRESIMS calcd for C₁₅H₂₆BrINO₂Si *m/z* [M + H]⁺ 487.9935, 485.9955, found 487.9931, 485.9952.

[0298] Alkylation of 2-bromo-4(5)-nitroimidazole (**80**) with iodide **188** and K₂CO₃ as in Example 2GGG above for 42 h, followed by chromatography of the product on silica gel, eluting with 0-20% EtOAc/petroleum ether (foreruns) and then with 20-33% EtOAc/petroleum ether, gave 2-bromo-5-[3-(2-bromo-4-nitro-1*H*-imidazol-1-yl)-2-([*tert*-butyl(dimethyl)silyl]oxy)methyl)propoxy]pyridine (**189**) (73%) as a cream solid: mp (CH₂Cl₂/hexane) 132-134 °C; ¹H NMR (CDCl₃) δ 8.05 (d, *J* = 3.0 Hz, 1 H), 7.82 (s, 1 H), 7.40 (dd, *J* = 8.7, 0.4 Hz, 1 H), 7.06 (dd, *J* = 8.7, 3.2 Hz, 1 H), 4.25 (d, *J* = 7.2 Hz, 2 H), 4.01 (d, *J* =

5.7 Hz, 2 H), 3.77 (dd, $J = 10.7, 4.9$ Hz, 1 H), 3.66 (dd, $J = 10.6, 4.6$ Hz, 1 H), 2.53 (m, 1 H), 0.91 (s, 9 H), 0.08, 0.07 (2 s, 6 H). Anal. ($C_{18}H_{26}Br_2N_4O_4Si$) C, H, N.

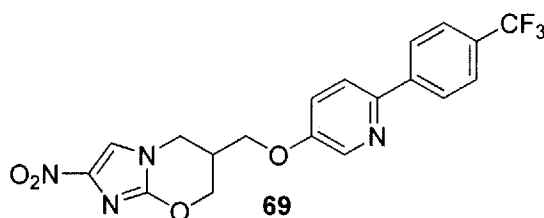
[0299] Tetra-*n*-butylammonium fluoride (13.0 mL of a 1M solution in THF, 13.0 mmol) was added dropwise to a stirred solution of silyl ether **189** (6.78 g, 12.3 mmol) in anhydrous THF (140 mL) and the mixture was stirred at room temperature for 4 h. The resulting solution was concentrated under reduced pressure, and then diluted with ice-water (120 mL) and extracted with EtOAc (5x 120 mL). The extracts were washed with brine (100 mL) and then evaporated to dryness and the residue was chromatographed on silica gel. Elution with 0-80% Et₂O/petroleum ether, petroleum ether and 0-1% MeOH/CH₂Cl₂ firstly gave foreruns, and then further elution with 2-3% MeOH/CH₂Cl₂ gave 3-(2-bromo-4-nitro-1*H*-imidazol-1-yl)-2-{[(6-bromo-3-pyridinyl)oxy]methyl}-1-propanol (**190**) (5.36 g, 100%) as a pale yellow foam; ¹H NMR (CDCl₃) δ 8.07 (d, $J = 3.0$ Hz, 1 H), 7.89 (s, 1 H), 7.40 (d, $J = 8.7$ Hz, 1 H), 7.09 (dd, $J = 8.7, 3.2$ Hz, 1 H), 4.32 (d, $J = 7.2$ Hz, 2 H), 4.09 (d, $J = 5.5$ Hz, 2 H), 3.87 (dd, $J = 10.7, 4.7$ Hz, 1 H), 3.75 (dd, $J = 10.8, 4.8$ Hz, 1 H), 2.57 (m, 1 H); HRESIMS calcd for C₁₂H₁₃Br₂N₄O₄ m/z [M + H]⁺ 438.9258, 436.9278, 434.9298, found 438.9262, 436.9279, 434.9299.

[0300] Ring closure of alcohol **190** with NaH (1.35 equiv.) as in Example 2GGG for 200 min, followed by chromatography of the product on silica gel, eluting with 0-1% MeOH/CH₂Cl₂ (foreruns) and then with 1-3% MeOH/CH₂Cl₂, gave 6-{[(6-bromo-3-pyridinyl)oxy]methyl}-2-nitro-6,7-dihydro-5*H*-imidazo[2,1-*b*][1,3]oxazine (**191**) (71%) as a pale yellow solid: mp (MeOH/CH₂Cl₂/hexane) 197-199 °C; ¹H NMR [(CD₃)₂SO] δ 8.15 (br d, $J = 3.0$ Hz, 1 H), 8.10 (s, 1 H), 7.56 (dd, $J = 8.7, 0.3$ Hz, 1 H), 7.42 (dd, $J = 8.8, 3.2$ Hz, 1 H), 4.60 (dd, $J = 11.0, 2.7$ Hz, 1 H), 4.45 (dd, $J = 11.0, 7.0$ Hz, 1 H), 4.29 (dd, $J = 12.5, 5.5$ Hz, 1 H), 4.20 (dd, $J = 10.0, 6.8$ Hz, 1 H), 4.17 (dd, $J = 10.0, 6.7$ Hz, 1 H), 4.05 (dd, $J = 12.6, 6.8$ Hz, 1 H), 2.85 (m, 1 H). Anal. (C₁₂H₁₁BrN₄O₄) C, H, N.

[0301] Suzuki coupling of bromide **191** and 4-fluorophenylboronic acid as in Example 2M for 140 min, followed by chromatography of the product on silica gel, eluting with 0-4% EtOAc/CH₂Cl₂ (foreruns) and then with 5-6% EtOAc/CH₂Cl₂, gave **68** (85%) as a pale yellow-brown solid: mp (MeOH/CH₂Cl₂/hexane) 214-216 °C; ¹H NMR [(CD₃)₂SO] δ 8.38 (d, $J = 2.8$ Hz,

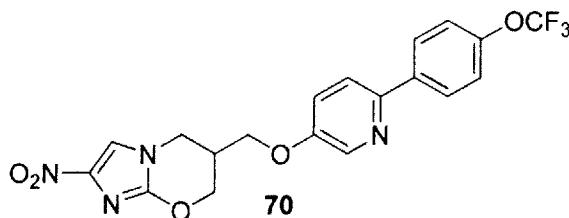
1 H), 8.11 (s, 1 H), 8.06 (ddt, $J = 8.9, 5.6, 2.6$ Hz, 2 H), 7.91 (d, $J = 8.8$ Hz, 1 H), 7.51 (dd, $J = 8.8, 3.0$ Hz, 1 H), 7.27 (dt, $J = 8.9, 2.6$ Hz, 2 H), 4.63 (dd, $J = 11.0, 2.9$ Hz, 1 H), 4.49 (dd, $J = 11.1, 7.1$ Hz, 1 H), 4.32 (dd, $J = 12.5, 5.5$ Hz, 1 H), 4.25 (dd, $J = 10.0, 6.8$ Hz, 1 H), 4.22 (dd, $J = 10.0, 6.7$ Hz, 1 H), 4.08 (dd, $J = 12.6, 6.9$ Hz, 1 H), 2.89 (m, 1 H). Anal. ($C_{18}H_{15}FN_4O_4$) C, H, N.

[0302] QQQ. Synthesis of 2-nitro-6-[(6-[4-(trifluoromethyl)phenyl]-3-pyridinyl)oxy)methyl]-6,7-dihydro-5H-imidazo[2,1-b][1,3]oxazine (compound 69 of Table 1) by the method of Scheme 15.



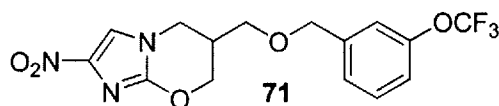
[0303] Suzuki coupling of bromide **191** (see Example 2PPP) and 4-(trifluoromethyl)phenylboronic acid as in Example 2M for 140 min, followed by chromatography of the product on silica gel, eluting with 0-4% EtOAc/ CH_2Cl_2 (foreruns) and then with 4-5% EtOAc/ CH_2Cl_2 , gave **69** (41 mg, 69%) as a pale yellow solid: mp (MeOH/ CH_2Cl_2 /hexane) 233-235 °C; 1H NMR [$(CD_3)_2SO$] δ 8.45 (d, $J = 2.7$ Hz, 1 H), 8.24 (br d, $J = 8.1$ Hz, 2 H), 8.12 (s, 1 H), 8.05 (d, $J = 8.9$ Hz, 1 H), 7.81 (br d, $J = 8.3$ Hz, 2 H), 7.57 (dd, $J = 8.8, 3.0$ Hz, 1 H), 4.64 (dd, $J = 11.0, 2.9$ Hz, 1 H), 4.50 (dd, $J = 11.1, 7.1$ Hz, 1 H), 4.32 (dd, $J = 12.5, 5.4$ Hz, 1 H), 4.28 (dd, $J = 10.0, 6.7$ Hz, 1 H), 4.25 (dd, $J = 10.1, 6.7$ Hz, 1 H), 4.09 (dd, $J = 12.6, 6.8$ Hz, 1 H), 2.90 (m, 1 H). Anal. ($C_{19}H_{15}F_3N_4O_4$) C, H, N.

[0304] RRR. Synthesis of 2-nitro-6-[(6-[4-(trifluoromethoxy)phenyl]-3-pyridinyl)oxy)methyl]-6,7-dihydro-5H-imidazo[2,1-b][1,3]oxazine (compound 70 of Table 1) by the method of Scheme 15.



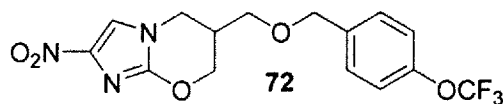
[0305] Suzuki coupling of bromide **191** (see Example 2PPP) and 4-(trifluoromethoxy)phenylboronic acid as in Example 2M for 140 min, followed by chromatography of the product on silica gel, eluting with 0-4% EtOAc/CH₂Cl₂ (foreruns) and then with 4-5% EtOAc/CH₂Cl₂, gave **70** (55 mg, 89%) as a cream solid: mp (MeOH/CH₂Cl₂/hexane) 180-181 °C; ¹H NMR [(CD₃)₂SO] δ 8.41 (d, *J* = 2.7 Hz, 1 H), 8.14 (dt, *J* = 8.9, 2.5 Hz, 2 H), 8.11 (s, 1 H), 7.96 (d, *J* = 8.7 Hz, 1 H), 7.54 (dd, *J* = 8.8, 3.0 Hz, 1 H), 7.44 (br dd, *J* = 8.8, 0.8 Hz, 2 H), 4.64 (dd, *J* = 10.9, 2.9 Hz, 1 H), 4.49 (dd, *J* = 11.0, 7.1 Hz, 1 H), 4.32 (dd, *J* = 12.5, 5.4 Hz, 1 H), 4.26 (dd, *J* = 10.1, 6.7 Hz, 1 H), 4.23 (dd, *J* = 10.1, 6.7 Hz, 1 H), 4.09 (dd, *J* = 12.6, 6.8 Hz, 1 H), 2.89 (m, 1 H). Anal. (C₁₉H₁₅F₃N₄O₅) C, H, N.

[0306] SSS. Synthesis of 2-nitro-6-({[3-(trifluoromethoxy)benzyl]oxy}methyl)-6,7-dihydro-5*H*-imidazo[2,1-*b*][1,3]oxazine (compound **71** of Table 1) by the method of Scheme 14.



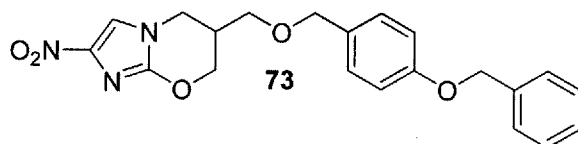
[0307] Alkylation of oxazine alcohol **180** (see Example 2MMM) with 3-(trifluoromethoxy)benzyl bromide and NaH (1.6 equiv.) as in Example 2UU above, followed by chromatography of the product on silica gel, eluting with 0-1% EtOAc/CH₂Cl₂ (foreruns) and then with 1.5% EtOAc/CH₂Cl₂, gave **71** (56%) as a cream solid: mp (CH₂Cl₂/pentane) 60-61 °C; ¹H NMR (CDCl₃) δ 7.40 (s, 1 H), 7.39 (t, *J* = 7.8 Hz, 1 H), 7.21 (br d, *J* = 7.8 Hz, 1 H), 7.20-7.14 (m, 2 H), 4.54 (s, 2 H), 4.51 (ddd, *J* = 11.5, 3.4, 0.9 Hz, 1 H), 4.36 (dd, *J* = 11.4, 7.8 Hz, 1 H), 4.15 (ddd, *J* = 12.3, 5.6, 0.8 Hz, 1 H), 4.03 (dd, *J* = 12.3, 7.5 Hz, 1 H), 3.62 (dd, *J* = 9.6, 5.8 Hz, 1 H), 3.57 (dd, *J* = 9.6, 6.6 Hz, 1 H), 2.68 (m, 1 H). Anal. (C₁₅H₁₄F₃N₃O₅) C, H, N.

[0308] TTT. Synthesis of 2-nitro-6-({[4-(trifluoromethoxy)benzyl]oxy}methyl)-6,7-dihydro-5*H*-imidazo[2,1-*b*][1,3]oxazine (compound **72** of Table 1) by the method of Scheme 14.



[0309] Alkylation of oxazine alcohol **180** (see Example 2MMM) with 4-(trifluoromethoxy)benzyl bromide (1.9 equiv.) and NaH (1.6 equiv.) as in Example 2UU above for 3 h, followed by chromatography of the product on silica gel, eluting with 0-1% EtOAc/CH₂Cl₂ (foreruns) and then with 2% EtOAc/CH₂Cl₂, gave **72** (59%) as a cream solid: mp (CH₂Cl₂/hexane) 92-93 °C; ¹H NMR (CDCl₃) δ 7.40 (s, 1 H), 7.32 (dt, *J* = 8.7, 2.3 Hz, 2 H), 7.21 (br d, *J* = 8.0 Hz, 2 H), 4.52 (s, 2 H), 4.51 (ddd, *J* = 11.3, 3.3, 0.9 Hz, 1 H), 4.36 (dd, *J* = 11.4, 7.8 Hz, 1 H), 4.15 (ddd, *J* = 12.3, 5.6, 0.8 Hz, 1 H), 4.02 (dd, *J* = 12.3, 7.5 Hz, 1 H), 3.62 (dd, *J* = 9.6, 5.9 Hz, 1 H), 3.56 (dd, *J* = 9.6, 6.5 Hz, 1 H), 2.67 (m, 1 H). Anal. (C₁₅H₁₄F₃N₃O₅) C, H, N.

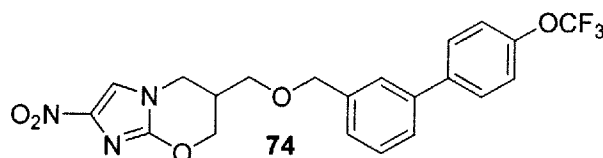
[0310] UUU. Synthesis of 6-({4-(benzyloxy)benzyl}oxy)methyl-2-nitro-6,7-dihydro-5*H*-imidazo[2,1-*b*][1,3]oxazine (compound **73** of Table 1) by the method of Scheme 14.



[0311] A solution of 4-(benzyloxy)benzyl iodide (reported by Cativiela et al., 1995, via iodination of 4-(benzyloxy)benzyl alcohol) (98 mg, 0.302 mmol) in anhydrous DMF (0.3 mL, then 2x 0.4 mL to rinse) was added to a solution of oxazine alcohol **180** (see Example 2MMM) (30.7 mg, 0.154 mmol) in anhydrous DMF (1 mL) under N₂ at 0 °C. The mixture was treated with 60% NaH (8.8 mg, 0.22 mmol), then quickly degassed and resealed under N₂. After stirring at room temperature for 35 min, the mixture was cooled (CO₂/acetone), quenched with ice/aqueous NaHCO₃ (10 mL), added to brine (40 mL) and extracted with CH₂Cl₂ (3x 50 mL) and EtOAc (3x 50 mL). The combined extracts were evaporated to dryness and the residue was chromatographed on silica gel. Elution with 0-2% EtOAc/CH₂Cl₂ firstly gave foreruns, and then elution with 2-3% EtOAc/CH₂Cl₂ gave the crude product (20 mg), which was further chromatographed on silica gel. Elution with 25-40% EtOAc/petroleum ether firstly gave foreruns, and then further elution with EtOAc gave **73** (15 mg, 25%) as a white solid: mp (CH₂Cl₂/hexane) 150-151 °C; ¹H NMR (CDCl₃) δ 7.46-7.29 (m, 6 H), 7.20 (dt, *J* = 8.6, 2.4 Hz, 2 H), 6.96 (dt, *J* = 8.7, 2.4 Hz, 2 H), 5.07 (s, 2 H), 4.48 (ddd, *J* = 11.4, 3.3, 0.8 Hz, 1 H), 4.46 (d, *J* = 11.6 Hz, 1 H), 4.43 (d, *J* = 11.6 Hz, 1

H), 4.32 (dd, $J = 11.4, 7.9$ Hz, 1 H), 4.09 (br dd, $J = 12.3, 5.5$ Hz, 1 H), 3.99 (dd, $J = 12.3, 7.6$ Hz, 1 H), 3.56 (dd, $J = 9.6, 5.7$ Hz, 1 H), 3.50 (dd, $J = 9.6, 6.7$ Hz, 1 H), 2.62 (m, 1 H). Anal. ($C_{21}H_{21}N_3O_5$) C, H, N.

[0312] VVV. Synthesis of 2-nitro-6-({[4'-(trifluoromethoxy)[1,1'-biphenyl]-3-yl]methoxy)methyl)-6,7-dihydro-5H-imidazo[2,1-b][1,3]oxazine (compound 74 of Table 1) by the method of Scheme 14.

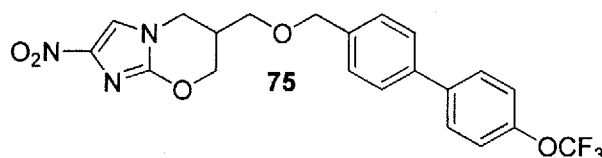


[0313] A mixture of oxazine alcohol **180** (see Example 2MMM) (200.3 mg, 1.01 mmol) and 3-iodobenzyl bromide (406 mg, 1.37 mmol) in anhydrous DMF (7.5 mL) under N_2 at $0^\circ C$ was treated with 60% NaH (57 mg, 1.43 mmol), then quickly degassed and resealed under N_2 . After stirring at room temperature for 140 min, the mixture was cooled (CO_2 /acetone), quenched with ice/aqueous $NaHCO_3$ (10 mL) and diluted with water (40 mL) to precipitate a crude solid, which was collected by filtration and washed with water and petroleum ether (0.49 g). The filtrate was extracted with EtOAc (3x 80 mL), and then the extracts were washed with brine (50 mL). The combined extracts were evaporated to dryness and the residue was combined with the solid above and chromatographed on silica gel. Elution with 0-1% EtOAc/ CH_2Cl_2 firstly gave foreruns, and then further elution with 1-2% EtOAc/ CH_2Cl_2 gave 6-{{[3-iodobenzyl]oxy}methyl}-2-nitro-6,7-dihydro-5H-imidazo[2,1-b][1,3]oxazine (**182**) (184 mg, 44%) as a cream solid: mp (CH_2Cl_2 /hexane) $127-130^\circ C$; 1H NMR ($CDCl_3$) δ 7.69-7.62 (m, 2 H), 7.40 (s, 1 H), 7.24 (m, 1 H), 7.10 (br t, $J = 8.0$ Hz, 1 H), 4.51 (dd, $J = 11.4, 3.1$ Hz, 1 H), 4.48 (d, $J = 12.3$ Hz, 1 H), 4.44 (d, $J = 12.2$ Hz, 1 H), 4.35 (dd, $J = 11.4, 7.7$ Hz, 1 H), 4.14 (dd, $J = 12.3, 5.5$ Hz, 1 H), 4.02 (dd, $J = 12.3, 7.4$ Hz, 1 H), 3.60 (dd, $J = 9.6, 5.8$ Hz, 1 H), 3.54 (dd, $J = 9.6, 6.7$ Hz, 1 H), 2.66 (m, 1 H). Anal. ($C_{14}H_{14}IN_3O_4$) C, H, N.

[0314] Suzuki coupling of iodide **182** and 4-(trifluoromethoxy)phenylboronic acid as in Example 2XX above, followed by chromatography of the product on silica gel, eluting with 0-1% EtOAc/ CH_2Cl_2 (foreruns) and then with 1-1.5% EtOAc/ CH_2Cl_2 , gave **74** (92%) as a cream

solid: mp (CH₂Cl₂/pentane) 78-80 °C; ¹H NMR (CDCl₃) δ 7.58 (dt, *J* = 8.8, 2.5 Hz, 2 H), 7.51 (dt, *J* = 7.8, 1.5 Hz, 1 H), 7.48-7.42 (m, 2 H), 7.37 (s, 1 H), 7.33-7.26 (m, 3 H), 4.61 (d, *J* = 11.9 Hz, 1 H), 4.57 (d, *J* = 12.0 Hz, 1 H), 4.51 (ddd, *J* = 11.4, 3.2, 0.7 Hz, 1 H), 4.37 (dd, *J* = 11.4, 7.6 Hz, 1 H), 4.13 (dd, *J* = 12.4, 5.5 Hz, 1 H), 4.03 (dd, *J* = 12.3, 7.4 Hz, 1 H), 3.64 (dd, *J* = 9.6, 5.8 Hz, 1 H), 3.58 (dd, *J* = 9.6, 6.7 Hz, 1 H), 2.67 (m, 1 H). Anal. (C₂₁H₁₈F₃N₃O₅) C, H, N.

[0315] WWW. Synthesis of 2-nitro-6-({[4'-(trifluoromethoxy)[1,1'-biphenyl]-4-yl]methoxy)methyl)-6,7-dihydro-5*H*-imidazo[2,1-*b*][1,3]oxazine (compound 75 of Table 1) by the method of Scheme 14.



[0316] Alkylation of oxazine alcohol **180** (see Example 2MMM) with 4-iodobenzyl bromide and NaH (1.4 equiv.) as in Example 2UU above for 3 h, followed by chromatography of the product on silica gel, eluting with 0-1% EtOAc/CH₂Cl₂ (foreruns) and then with 3% EtOAc/CH₂Cl₂, gave 6-{{[4-(4-iodobenzyl)oxy]methyl}-2-nitro-6,7-dihydro-5*H*-imidazo[2,1-*b*][1,3]oxazine (**183**) (42%) as a white solid: mp (CH₂Cl₂/hexane) 161-163 °C; ¹H NMR (CDCl₃) δ 7.70 (dt, *J* = 8.3, 2.0 Hz, 2 H), 7.40 (s, 1 H), 7.03 (br d, *J* = 8.3 Hz, 2 H), 4.50 (ddd, *J* = 11.4, 3.3, 0.8 Hz, 1 H), 4.46 (s, 2 H), 4.34 (dd, *J* = 11.4, 7.8 Hz, 1 H), 4.13 (ddd, *J* = 12.3, 5.6, 0.8 Hz, 1 H), 4.00 (dd, *J* = 12.3, 7.6 Hz, 1 H), 3.59 (dd, *J* = 9.6, 5.8 Hz, 1 H), 3.53 (dd, *J* = 9.6, 6.5 Hz, 1 H), 2.65 (m, 1 H); HRFABMS calcd for C₁₄H₁₅IN₃O₄ *m/z* [M + H]⁺ 416.0107, found 416.0108.

[0317] Suzuki coupling of iodide **183** and 4-(trifluoromethoxy)phenylboronic acid as in Example 2XX above, followed by chromatography of the product on silica gel, eluting with 0-1% EtOAc/CH₂Cl₂ (foreruns) and then with 1-1.5% EtOAc/CH₂Cl₂, gave **75** (95%) as a cream solid: mp (CH₂Cl₂/pentane) 135-138 °C; ¹H NMR (CDCl₃) δ 7.59 (dt, *J* = 8.8, 2.5 Hz, 2 H), 7.55 (dt, *J* = 8.3, 1.9 Hz, 2 H), 7.40 (s, 1 H), 7.37 (br d, *J* = 8.3 Hz, 2 H), 7.29 (br dd, *J* = 8.7, 0.8 Hz, 2 H), 4.57 (s, 2 H), 4.52 (ddd, *J* = 11.4, 3.3, 0.8 Hz, 1 H), 4.37 (dd, *J* = 11.4, 7.8 Hz, 1 H), 4.15 (ddd, *J* = 12.3, 5.6, 0.7 Hz, 1 H), 4.04 (dd, *J* = 12.3, 7.5 Hz, 1 H), 3.64 (dd, *J* = 9.6, 5.8 Hz, 1 H), 3.58 (dd, *J* = 9.6, 6.6 Hz, 1 H), 2.68 (m, 1 H). Anal. (C₂₁H₁₈F₃N₃O₅) C, H, N.

EXAMPLE 3. BIOLOGICAL ACTIVITIES AND STABILITY

[0318] The biological activity of the compounds of the invention was evaluated as follows. Results are shown below in Table 2.

[0319] (a) Minimum inhibitory concentrations (MICs). Compounds were evaluated for their activity against replicating *Mycobacterium tuberculosis* in an 8 day microplate-based assay using Alamar blue reagent (added on day 7) for determination of growth (MABA) (Collins et al., 1997; Falzari et al., 2005). The lowest compound concentration effecting an inhibition of >90% was considered the MIC. Screening for the activity of the compounds against bacteria in the non-replicating state that models clinical persistence used an 11 day high-throughput, luminescence-based low-oxygen-recovery assay (LORA), where *M. tuberculosis* bacteria containing a plasmid with an acetamidase promoter driving a bacterial luciferase gene were first adapted to low oxygen conditions by extended culture (Cho et al., 2007).

[0320] (b) Mammalian cell cytotoxicity assay. This was assessed against VERO cells (CCL-81, American Type Culture Collection) in a 72 h exposure, using a tetrazolium dye assay (Falzari et al., 2005).

[0321] (c) Antiprotozoal screening. Compounds were evaluated for their activities against both *Trypanosoma cruzi* amastigotes and *Leishmania donovani* amastigotes (free or encapsulated in macrophages), according to the following protocols:

[0322] (i) *Trypanosoma cruzi* assay. L-6 cells (2×10^3) in medium (100 μ L of RPMI 1640 supplemented with 2 mM L-glutamine plus 10% heat inactivated fetal calf serum) were seeded in 96-well microtitre plates (CostarTM) and incubated at 37 °C (5% CO₂) for 1 d. A suspension (50 μ L) of *Trypanosoma cruzi* trypomastigotes (5×10^3 of Tulahuén C2C4 strain, containing the β -galactosidase gene) was added, and the cells were incubated at 37 °C (5% CO₂) for a further 48 h to establish the infection. The medium was removed and replaced by fresh medium and the infected cells were then incubated at 37 °C (5% CO₂) for 96 h in either medium alone or in the presence of serial (3-fold) dilutions of test compounds (initially prepared as 10 mg/mL stock solutions in DMSO and diluted into medium). Benznidazole was employed as a

standard in each assay. Following incubation, chlorophenol red glycoside (100 mM) in 0.1% Nonidet P40/PBS (50 μ L) was added, and (after 6 h) the absorbance at 540 nm was measured and used to calculate the IC₅₀ values.

[0323] (ii) Axenic *Leishmania donovani* assay. Axenically grown *L. donovani* amastigotes (MHOM-ET-67/L82) from a healthy culture in log phase were seeded at a density of 1×10^6 /mL medium (SM, pH 5.4 plus 10% heat inactivated fetal calf serum) in 96-well microtitre plates (Costar™) and incubated at 37 °C (5% CO₂) for 70 h in either medium alone or in the presence of serial (3-fold) dilutions of test compounds (initially prepared as 10 mg/mL stock solutions in DMSO and diluted into medium). Miltefosin was employed as a standard in each assay. After incubation, Resazurin fluorescent dye was added to each well, and incubation was continued for an additional 2 h. The IC₅₀ values were determined from measurements of the fluorescence data.

[0324] (iii) *Leishmania donovani* infected macrophage assay. Freshly harvested mouse macrophages in medium (RPMI 1640 plus 10% heat inactivated fetal calf serum) were incubated at 37 °C (5% CO₂) for 24 h and then infected (1:3 macrophages to amastigotes) with an axenic *L. donovani* amastigote culture (MHOM-ET-67/L82) in medium (SM, pH 5.4 plus 10% heat inactivated fetal calf serum). The infected macrophages were seeded at a density of 1.2×10^6 /mL (by diluting in RPMI + 10% FCS) in 16-well slides (Lab-tek™) and incubated at 37 °C (5% CO₂) for 24 h. The medium was removed and replaced by fresh medium (RPMI 1640 + 10% FCS), and this was repeated following mixing. The infected macrophages were then incubated at 37 °C (5% CO₂) for 96 h in either medium alone or in the presence of serial (3-fold) dilutions of test compounds (initially prepared as 10 mg/mL stock solutions in DMSO and diluted into medium). Miltefosin was employed as a standard in each assay. After removal of the medium and wells, the slides were fixed (5 min in 100% MeOH) and stained (10% Giemsa, 10 min). The ratio of infected to uninfected macrophages was determined by microscopic examination, and the IC₅₀ values were then calculated by linear regression analysis.

Table 2. In vitro biological activity of selected compounds of Table 1

| No | MIC (μ M) | IC ₅₀ (μ M) | IC ₅₀ (μ g/mL) |
|----|----------------|-----------------------------|--------------------------------|
|----|----------------|-----------------------------|--------------------------------|

| | MABA (aerobic) | LORA (anaerobic) | VERO | <i>T. cruzi</i> | <i>L. donovani</i> | |
|----|-------------------|---------------------|------|-----------------|--------------------|-------|
| | | | | | axen | macro |
| 7 | 0.53 | 24 | ND | 3.2 | 0.016 | 0.40 |
| 8 | 0.04 | 14 | >128 | 4.1 | 0.017 | 0.38 |
| 9 | 0.04 | 3.7 | >128 | 1.2 | 0.016 | 0.20 |
| 10 | 0.045 | 11 | >128 | 2.0 | 0.040 | 0.23 |
| 11 | 0.08 | >128 | >128 | 18 | 0.028 | 0.47 |
| 12 | 0.087 | 64 | >128 | 9.4 | 0.016 | 0.74 |
| 25 | 0.25 | 34 | >128 | 0.24 | 0.029 | 0.22 |
| 26 | 0.30 | 50 | >128 | 0.34 | 0.013 | 0.36 |
| 47 | 3.8 | 15 | ND | 1.1 | 0.041 | 0.084 |
| 49 | 0.46 | 3.0 | >128 | 0.55 | 0.048 | 0.065 |
| 50 | 0.24 | 5.1 | >128 | 6.3 | 0.041 | 0.15 |
| 51 | 0.055 | 1.5 | >128 | 15 | 0.046 | 0.17 |
| 54 | 0.20 | 1.4 | >128 | 0.74 | 0.047 | 0.095 |
| 71 | 0.33 | 15 | >128 | 0.56 | 0.20 | 0.65 |
| 72 | 2.4 | 7.9 | 46 | 0.62 | 0.089 | 0.55 |
| 73 | 3.1 | 35 | 113 | 2.8 | 0.16 | 0.53 |
| 74 | 0.22 | 2.9 | >128 | 0.94 | 0.16 | 0.54 |
| 75 | 0.30 | >128 | >128 | 0.47 | 0.20 | 0.67 |

[0325] The in vitro microsomal stability and in vivo biological activity of selected compounds of the invention was also evaluated as follows, with results shown in Table 3.

[0326] (a) Stability of the compounds to human and mouse microsomes. Test compounds (1 μ M) were incubated at 37 °C with pooled human or CD-1 mouse liver microsomes preparations (0.5 mg/mL final protein concentration) and an NADPH regenerating system (MgCl₂, 3.3 mM; G6P, 3.3 mM; G6PD, 0.4 U/mL; NADP⁺, 1.3 mM) in phosphate buffer (75 mM, pH 7.4), with a final volume of 200 μ L. The compounds were dissolved in DMSO such that the final DMSO concentration was 0.5%. Reactions were stopped at 0 and 60 min by the addition of MeCN (100 μ L) containing 0.2 μ M metoprolol as an internal standard. Samples were diluted 10x and centrifuged prior to analysis by LC-MS/MS using electrospray ionization and SRM monitoring using a gradient LC method. LC peak areas were integrated and expressed as analyte/IS peak area ratios (PAR), and a mean value for each time point was calculated from the duplicates. The percent remaining value was calculated as:

$$\% \text{ remaining} = 100 \times (\text{Mean PAR}_{T60} / \text{Mean PAR}_{T0}).$$

[0327] (b) In vivo mouse acute TB infection assay. BALB/c mice were infected via aerosol with a suspension of $\sim 2 \times 10^6$ colony forming units (CFU) of *M. tuberculosis* Erdman/mL (Falzari et al., 2005). Each compound was given orally to a group of 7 or 8 mice at 100 mg/kg daily for 5 days a week for 3 weeks, beginning on day 11 post-infection. Compounds were administered as a suspension in 0.5% CMC/0.08% Tween 80 in water. Mice were sacrificed on day 31 and the numbers of CFU in the lungs were determined and compared with the CFU for vehicle alone-treated mice at this time. PA-824 was employed as a positive control in each experiment, and the results are recorded as the ratio of the average reduction in CFU in the compound-treated mice/the average CFU reduction in the mice treated with PA-824. In this assay, PA-824 caused up to 2.5-3 log reductions in CFU.

Table 3. Microsomal stability and in vivo biological activity of selected compounds of Table 1

| No | Microsomes (% remaining) | | In vivo efficacy vs PA-824 |
|---------------|-----------------------------|-------|-------------------------------|
| | Human | Mouse | |
| PA-824 | 82 | 94 | 1.00 |
| 12 | 82 | 81 | 112 |
| 25 | 68 | 30 | 0.025 |
| 72 | 71 | 41 | ND |

REFERENCES CITED

The content of each of the documents listed below is hereby incorporated by reference.

U.S. Patent Documents

U.S. Patent No. 5,668,127

U.S. Patent No. 6,087,358

US 2006063929A1

International Patent Documents

DE 2312518

EP 1555267

JP 2005/330266

WO 2004/033463

WO 2005/042542

WO 2007/075872

WO 2008/112483

WO 2009/120789

Non-Patent Publications

Anderson et al., *Org. Biomol. Chem.* 6, 1973-1980 (2008).

Apparu et al., *Tetrahedron: Asymmetry* 11, 2885-2898 (2000).

Ashtekar et al., *Antimicrobial Agents Chemother.* 37, 183-186 (1993).

Cavalli et al., *J. Med. Chem.* 52, 7339-7359 (2009).

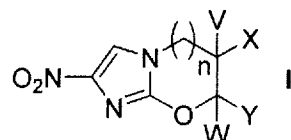
Cativiela et al., *J. Org. Chem.* 60, 3074-3083 (1995).

Cho et al., *Antimicrob. Agents Chemother.* 51, 1380-1385 (2007).

- Collins et al., *Antimicrob. Agents Chemother.* 41, 1004-1009 (1997).
- Cunico et al., *J. Org. Chem.* 45, 4797-4798 (1980).
- Curran et al., *J. Am. Chem. Soc.* 120, 342-351 (1998).
- Falzari et al., *Antimicrob. Agents Chemother.* 49, 1447-1454 (2005).
- Ferrara et al., *Lancet* 367, 1328-1334 (2006).
- Helmboldt et al., *Org. Lett.* 8, 1573-1576 (2006).
- Kim et al., *J. Med. Chem.* 52, 1317-1328 and 1329-1344 (2009).
- Kim et al., *J. Med. Chem.* 44, 3092-3108 (2001).
- Kopka et al., *Bioorg. Med. Chem.* 11, 3513-3527 (2003).
- Li et al., *Bioorg. Med. Chem. Lett.* 18, 2256-2262 (2008).
- Manjunatha et al., *Proc. Natl. Acad. Sci. USA* 103, 431-436 (2006).
- Matsumoto et al., *PLoS Medicine* 3, 2131-2143 (2006).
- Nagarajan et al., *Eur. J. Med. Chem.* 24, 631-633 (1989).
- Sasaki et al., *J. Med. Chem.* 49, 7854-7860 (2006).
- Sehgal et al., *J. Med. Chem.* 24, 601-604 (1981).
- Singh et al., *Science* 322, 1392-1395 (2008).
- Stover et al., *Nature* 405, 962-966 (2000).
- Tyagi et al., *Antimicrob. Agents Chemother.* 49, 2289-2293 (2005).
- Wennerberg et al., *J. Org. Chem.* 64, 54-59 (1999).

WHAT IS CLAIMED IS:

1. A compound having a general structure of Formula I:

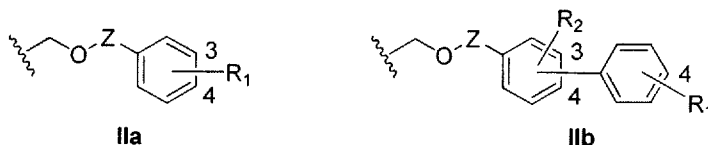


wherein

n is 0 or 1,

V and W are independently H or CH₃, and

one of X or Y is H and the other is one of Formulae IIa or IIb, wherein Formulae IIa and IIb have general structures of:



wherein Formula IIb comprises a first ring labeled at a 3-position and a 4-position and having as substituents both R₂ and a terminal ring labeled at a 4-position and having R₁ as a substituent,

Z in Formulae IIa and IIb is CH₂ or a direct bond, and

R₁ and R₂ are independently any one or two of H, F, Cl, I, CN, CF₃, OCF₃, OCH₃, OCH₂Ph, aza, or diaza at any available ring position;

provided that if n is 0, V, W and X are all H, and Y is Formula IIa wherein Z is either CH₂ or a direct bond, then R₁ is not H;

and provided that if n is 0, V and X are both H, W is CH₃, and Y is Formula IIa wherein Z is a direct bond, then R₁ is not H, 4-Cl, 4-I, 4-CF₃, 4-OCH₃, or 4-OCF₃;

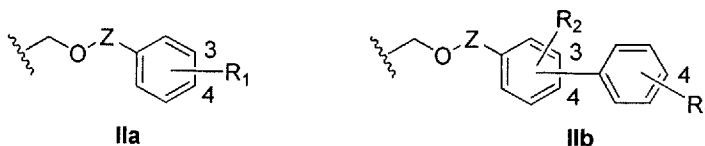
and provided that if n is 0, V and X are both H, W is CH_3 , and Y is Formula IIb wherein Z is a direct bond, the terminal ring is located at the 4-position on the first ring, and R_2 is H, then R_1 is not H, or 4-aza.

2. The compound of claim 1 wherein:

n is 0 or 1,

V and W are independently H or CH_3 , and

one of X or Y is H and the other is one of Formulae IIa or IIb, wherein Formulae IIa and IIb have general structures of:



wherein Formula IIb comprises a first ring labeled at a 3-position and a 4-position and having as substituents both R_2 and a terminal ring labeled at a 4-position and having R_1 as a substituent,

Z is CH_2 or a direct bond,

R_1 is 4-F, 4-CN, 4-I, 4- CF_3 , 3- OCF_3 , 4- OCF_3 , 4- OCH_2Ph , or 3-aza-4-OMe, and

R_2 is H, aza, or diaza at any available ring position;

provided that if n is 0, V , W and X are all H, and Y is Formula IIa wherein Z is either CH_2 or a direct bond, then R_1 is not H;

and provided that if n is 0, V and X are both H, W is CH_3 , and Y is Formula IIa wherein Z is a direct bond, then R_1 is not H, 4-Cl, 4-I, 4- CF_3 , 4- OCH_3 , or 4- OCF_3 ;

and provided that if n is 0, V and X are both H, W is CH₃, and Y is Formula IIb wherein Z is a direct bond, the terminal ring is located at the 4-position on the first ring, and R₂ is H, then R₁ is not H, or 4-aza.

3. A pharmaceutical composition comprising a therapeutically effective amount of the compound of claim 1.
4. The pharmaceutical composition of claim 3, further comprising a pharmaceutically acceptable excipient, adjuvant, carrier, buffer, stabilizer, or mixture thereof.
5. The pharmaceutical composition of claim 3, further comprising one or more additional anti-infective treatments.
6. A method of preventing and treating microbial infection comprising administering the pharmaceutical composition of claim 3.
7. The method of claim 6, wherein the microbial infection is caused by *Mycobacterium tuberculosis*, *Trypanosoma cruzi*, or *Leishmania donovani*.
8. A compound selected from the group consisting of:
 - A. 6-Nitro-2-{{4-(trifluoromethoxy)phenoxy}methyl}-2,3-dihydroimidazo[2,1-*b*][1,3]oxazole;
 - B. 2-{{4-(Benzyloxy)phenoxy}methyl}-6-nitro-2,3-dihydroimidazo[2,1-*b*][1,3]oxazole;
 - C. 2-{{(4'-Fluoro[1,1'-biphenyl]-4-yl)oxy}methyl}-6-nitro-2,3-dihydroimidazo[2,1-*b*][1,3]oxazole;
 - D. 6-Nitro-2-({[4'-(trifluoromethyl)[1,1'-biphenyl]-4-yl]oxy}methyl)-2,3-dihydroimidazo[2,1-*b*][1,3]oxazole;
 - E. 6-Nitro-2-({[4'-(trifluoromethoxy)[1,1'-biphenyl]-4-yl]oxy}methyl)-2,3-dihydroimidazo[2,1-*b*][1,3]oxazole;

- F. 6-Nitro-2-[(5-[4-(trifluoromethoxy)phenyl]-2-pyridinyl)oxy)methyl]-2,3-dihydroimidazo[2,1-*b*][1,3]oxazole;
- G. 2-{[4-(Benzyloxy)phenoxy]methyl}-2-methyl-6-nitro-2,3-dihydroimidazo[2,1-*b*][1,3]oxazole;
- H. 2-{[4-(6-Methoxy-3-pyridinyl)phenoxy]methyl}-2-methyl-6-nitro-2,3-dihydroimidazo[2,1-*b*][1,3]oxazole;
- I. 4'-[(2-Methyl-6-nitro-2,3-dihydroimidazo[2,1-*b*][1,3]oxazol-2-yl)methoxy][1,1'-biphenyl]-4-carbonitrile;
- J. 2-{[(4'-Fluoro[1,1'-biphenyl]-4-yl)oxy]methyl}-2-methyl-6-nitro-2,3-dihydroimidazo[2,1-*b*][1,3]oxazole;
- K. 2-Methyl-6-nitro-2-({[4'-(trifluoromethyl)[1,1'-biphenyl]-4-yl]oxy}methyl)-2,3-dihydroimidazo[2,1-*b*][1,3]oxazole;
- L. 2-Methyl-6-nitro-2-({[4'-(trifluoromethoxy)[1,1'-biphenyl]-4-yl]oxy}methyl)-2,3-dihydroimidazo[2,1-*b*][1,3]oxazole;
- M. 2-({[5-(4-Fluorophenyl)-2-pyridinyl]oxy}methyl)-2-methyl-6-nitro-2,3-dihydroimidazo[2,1-*b*][1,3]oxazole;
- N. 2-Methyl-6-nitro-2-[(5-[4-(trifluoromethoxy)phenyl]-2-pyridinyl)oxy)methyl]-2,3-dihydroimidazo[2,1-*b*][1,3]oxazole;
- O. 2-({[6-(4-Fluorophenyl)-3-pyridinyl]oxy}methyl)-2-methyl-6-nitro-2,3-dihydroimidazo[2,1-*b*][1,3]oxazole;
- P. 2-Methyl-6-nitro-2-({[6-[4-(trifluoromethoxy)phenyl]-3-pyridinyl]oxy}methyl)-2,3-dihydroimidazo[2,1-*b*][1,3]oxazole;
- Q. 2-({[5-(4-Fluorophenyl)-2-pyrimidinyl]oxy}methyl)-2-methyl-6-nitro-2,3-dihydroimidazo[2,1-*b*][1,3]oxazole;
- R. 2-Methyl-6-nitro-2-({[5-[4-(trifluoromethoxy)phenyl]-2-pyrimidinyl]oxy}methyl)-2,3-dihydroimidazo[2,1-*b*][1,3]oxazole;
- S. 2-({[2-(4-Fluorophenyl)-5-pyrimidinyl]oxy}methyl)-2-methyl-6-nitro-2,3-dihydroimidazo[2,1-*b*][1,3]oxazole;
- T. 2-Methyl-6-nitro-2-({[2-[4-(trifluoromethoxy)phenyl]-5-pyrimidinyl]oxy}methyl)-2,3-dihydroimidazo[2,1-*b*][1,3]oxazole;

- U. 2-({[5-(4-Fluorophenyl)-2-pyrazinyl]oxy}methyl)-2-methyl-6-nitro-2,3-dihydroimidazo[2,1-*b*][1,3]oxazole;
- V. 2-Methyl-6-nitro-2-[(5-[4-(trifluoromethoxy)phenyl]-2-pyrazinyl)oxy]methyl)-2,3-dihydroimidazo[2,1-*b*][1,3]oxazole;
- W. 6-Nitro-2-([4-(trifluoromethoxy)benzyl]oxy)methyl)-2,3-dihydroimidazo[2,1-*b*][1,3]oxazole;
- X. 2-([4-(Benzyloxy)benzyl]oxy)methyl)-6-nitro-2,3-dihydroimidazo[2,1-*b*][1,3]oxazole;
- Y. 2-Methyl-6-nitro-2-([4-(trifluoromethoxy)benzyl]oxy)methyl)-2,3-dihydroimidazo[2,1-*b*][1,3]oxazole;
- Z. 2-([4-(Benzyloxy)benzyl]oxy)methyl)-2-methyl-6-nitro-2,3-dihydroimidazo[2,1-*b*][1,3]oxazole;
- AA. 2-Nitro-7-{[4-(trifluoromethoxy)phenoxy]methyl}-6,7-dihydro-5*H*-imidazo[2,1-*b*][1,3]oxazine;
- BB. 7-{[4-(Benzyloxy)phenoxy]methyl}-2-nitro-6,7-dihydro-5*H*-imidazo[2,1-*b*][1,3]oxazine;
- CC. 7-{[(4'-Fluoro[1,1'-biphenyl]-4-yl)oxy]methyl}-2-nitro-6,7-dihydro-5*H*-imidazo[2,1-*b*][1,3]oxazine;
- DD. 2-Nitro-7-([4'-(trifluoromethyl)[1,1'-biphenyl]-4-yl]oxy)methyl)-6,7-dihydro-5*H*-imidazo[2,1-*b*][1,3]oxazine;
- EE. 2-Nitro-7-([4'-(trifluoromethoxy)[1,1'-biphenyl]-4-yl]oxy)methyl)-6,7-dihydro-5*H*-imidazo[2,1-*b*][1,3]oxazine;
- FF. 7-([5-(4-Fluorophenyl)-2-pyridinyl]oxy)methyl)-2-nitro-6,7-dihydro-5*H*-imidazo[2,1-*b*][1,3]oxazine;
- GG. 2-Nitro-7-[(5-[4-(trifluoromethoxy)phenyl]-2-pyridinyl)oxy]methyl)-6,7-dihydro-5*H*-imidazo[2,1-*b*][1,3]oxazine;
- HH. 7-([6-(4-Fluorophenyl)-3-pyridinyl]oxy)methyl)-2-nitro-6,7-dihydro-5*H*-imidazo[2,1-*b*][1,3]oxazine;
- II. 2-Nitro-7-[(6-[4-(trifluoromethoxy)phenyl]-3-pyridinyl)oxy]methyl)-6,7-dihydro-5*H*-imidazo[2,1-*b*][1,3]oxazine;

- JJ. 7-Methyl-2-nitro-7-{{4-(trifluoromethoxy)phenoxy}methyl}-6,7-dihydro-5*H*-imidazo[2,1-*b*][1,3]oxazine;
- KK. 7-{{4-(Benzyloxy)phenoxy}methyl}-7-methyl-2-nitro-6,7-dihydro-5*H*-imidazo[2,1-*b*][1,3]oxazine;
- LL. 7-{{(4'-Fluoro[1,1'-biphenyl]-4-yl)oxy}methyl}-7-methyl-2-nitro-6,7-dihydro-5*H*-imidazo[2,1-*b*][1,3]oxazine;
- MM. 7-Methyl-2-nitro-7-({[4'-(trifluoromethyl)[1,1'-biphenyl]-4-yl]oxy}methyl)-6,7-dihydro-5*H*-imidazo[2,1-*b*][1,3]oxazine;
- NN. 7-Methyl-2-nitro-7-({[4'-(trifluoromethoxy)[1,1'-biphenyl]-4-yl]oxy}methyl)-6,7-dihydro-5*H*-imidazo[2,1-*b*][1,3]oxazine;
- OO. 7-({[5-(4-Fluorophenyl)-2-pyridinyl]oxy}methyl)-7-methyl-2-nitro-6,7-dihydro-5*H*-imidazo[2,1-*b*][1,3]oxazine;
- PP. 7-Methyl-2-nitro-7-[(5-[4-(trifluoromethyl)phenyl]-2-pyridinyl)oxy)methyl]-6,7-dihydro-5*H*-imidazo[2,1-*b*][1,3]oxazine;
- QQ. 7-Methyl-2-nitro-7-[(5-[4-(trifluoromethoxy)phenyl]-2-pyridinyl)oxy)methyl]-6,7-dihydro-5*H*-imidazo[2,1-*b*][1,3]oxazine;
- RR. 7-({[6-(4-Fluorophenyl)-3-pyridinyl]oxy}methyl)-7-methyl-2-nitro-6,7-dihydro-5*H*-imidazo[2,1-*b*][1,3]oxazine;
- SS. 7-Methyl-2-nitro-7-[(6-[4-(trifluoromethyl)phenyl]-3-pyridinyl)oxy)methyl]-6,7-dihydro-5*H*-imidazo[2,1-*b*][1,3]oxazine;
- TT. 7-Methyl-2-nitro-7-[(6-[4-(trifluoromethoxy)phenyl]-3-pyridinyl)oxy)methyl]-6,7-dihydro-5*H*-imidazo[2,1-*b*][1,3]oxazine;
- UU. 2-Nitro-7-({[3-(trifluoromethoxy)benzyl]oxy}methyl)-6,7-dihydro-5*H*-imidazo[2,1-*b*][1,3]oxazine;
- VV. 2-Nitro-7-({[4-(trifluoromethoxy)benzyl]oxy}methyl)-6,7-dihydro-5*H*-imidazo[2,1-*b*][1,3]oxazine;
- WW. 7-({[4-(Benzyloxy)benzyl]oxy}methyl)-2-nitro-6,7-dihydro-5*H*-imidazo[2,1-*b*][1,3]oxazine;
- XX. 2-Nitro-7-({[4'-(trifluoromethoxy)[1,1'-biphenyl]-3-yl]methoxy}methyl)-6,7-dihydro-5*H*-imidazo[2,1-*b*][1,3]oxazine;

- YY. 2-Nitro-7-({[4'-(trifluoromethoxy)[1,1'-biphenyl]-4-yl]methoxy}methyl)-6,7-dihydro-5*H*-imidazo[2,1-*b*][1,3]oxazine;
- ZZ. 7-Methyl-2-nitro-7-({[3-(trifluoromethoxy)benzyl]oxy}methyl)-6,7-dihydro-5*H*-imidazo[2,1-*b*][1,3]oxazine;
- AAA. 7-Methyl-2-nitro-7-({[4-(trifluoromethoxy)benzyl]oxy}methyl)-6,7-dihydro-5*H*-imidazo[2,1-*b*][1,3]oxazine;
- BBB. 7-({[4-(Benzyloxy)benzyl]oxy}methyl)-7-methyl-2-nitro-6,7-dihydro-5*H*-imidazo[2,1-*b*][1,3]oxazine;
- CCC. 7-Methyl-2-nitro-7-({[4'-(trifluoromethoxy)[1,1'-biphenyl]-3-yl]methoxy}methyl)-6,7-dihydro-5*H*-imidazo[2,1-*b*][1,3]oxazine;
- DDD. 7-Methyl-2-nitro-7-({[4'-(trifluoromethoxy)[1,1'-biphenyl]-4-yl]methoxy}methyl)-6,7-dihydro-5*H*-imidazo[2,1-*b*][1,3]oxazine;
- EEE. (7*R*)-7-Methyl-2-nitro-7-({[4'-(trifluoromethoxy)[1,1'-biphenyl]-4-yl]methoxy}methyl)-6,7-dihydro-5*H*-imidazo[2,1-*b*][1,3]oxazine;
- FFF. (7*S*)-7-Methyl-2-nitro-7-({[4'-(trifluoromethoxy)[1,1'-biphenyl]-4-yl]methoxy}methyl)-6,7-dihydro-5*H*-imidazo[2,1-*b*][1,3]oxazine;
- GGG. 2-Nitro-6-{[4-(trifluoromethoxy)phenoxy]methyl}-6,7-dihydro-5*H*-imidazo[2,1-*b*][1,3]oxazine;
- HHH. (6*R*)-2-Nitro-6-{[4-(trifluoromethoxy)phenoxy]methyl}-6,7-dihydro-5*H*-imidazo[2,1-*b*][1,3]oxazine;
- III. (6*S*)-2-Nitro-6-{[4-(trifluoromethoxy)phenoxy]methyl}-6,7-dihydro-5*H*-imidazo[2,1-*b*][1,3]oxazine;
- JJJ. 6-{{[4'-Fluoro[1,1'-biphenyl]-4-yl]oxy}methyl}-2-nitro-6,7-dihydro-5*H*-imidazo[2,1-*b*][1,3]oxazine;
- KKK. 2-Nitro-6-({[4'-(trifluoromethyl)[1,1'-biphenyl]-4-yl]oxy}methyl)-6,7-dihydro-5*H*-imidazo[2,1-*b*][1,3]oxazine;
- LLL. 2-Nitro-6-({[4'-(trifluoromethoxy)[1,1'-biphenyl]-4-yl]oxy}methyl)-6,7-dihydro-5*H*-imidazo[2,1-*b*][1,3]oxazine;
- MMM. 6-({[5-(4-Fluorophenyl)-2-pyridinyl]oxy}methyl)-2-nitro-6,7-dihydro-5*H*-imidazo[2,1-*b*][1,3]oxazine;

- NNN. 2-Nitro-6-[(5-[4-(trifluoromethyl)phenyl]-2-pyridinyl)oxy)methyl]-6,7-dihydro-5*H*-imidazo[2,1-*b*][1,3]oxazine;
- OOO. 2-Nitro-6-[(5-[4-(trifluoromethoxy)phenyl]-2-pyridinyl)oxy)methyl]-6,7-dihydro-5*H*-imidazo[2,1-*b*][1,3]oxazine;
- PPP. 6-([6-(4-Fluorophenyl)-3-pyridinyl]oxy)methyl)-2-nitro-6,7-dihydro-5*H*-imidazo[2,1-*b*][1,3]oxazine;
- QQQ. 2-Nitro-6-[(6-[4-(trifluoromethyl)phenyl]-3-pyridinyl)oxy)methyl]-6,7-dihydro-5*H*-imidazo[2,1-*b*][1,3]oxazine;
- RRR. 2-Nitro-6-[(6-[4-(trifluoromethoxy)phenyl]-3-pyridinyl)oxy)methyl]-6,7-dihydro-5*H*-imidazo[2,1-*b*][1,3]oxazine;
- SSS. 2-Nitro-6-([3-(trifluoromethoxy)benzyl]oxy)methyl)-6,7-dihydro-5*H*-imidazo[2,1-*b*][1,3]oxazine;
- TTT. 2-Nitro-6-([4-(trifluoromethoxy)benzyl]oxy)methyl)-6,7-dihydro-5*H*-imidazo[2,1-*b*][1,3]oxazine;
- UUU. 6-([4-(Benzyloxy)benzyl]oxy)methyl)-2-nitro-6,7-dihydro-5*H*-imidazo[2,1-*b*][1,3]oxazine;
- VVV. 2-Nitro-6-([4'-(trifluoromethoxy)[1,1'-biphenyl]-3-yl]methoxy)methyl)-6,7-dihydro-5*H*-imidazo[2,1-*b*][1,3]oxazine;
- WWW. 2-Nitro-6-([4'-(trifluoromethoxy)[1,1'-biphenyl]-4-yl]methoxy)methyl)-6,7-dihydro-5*H*-imidazo[2,1-*b*][1,3]oxazine; and
- mixtures, optical or geometric isomers, pharmacologically acceptable salt derivatives, and prodrugs thereof.

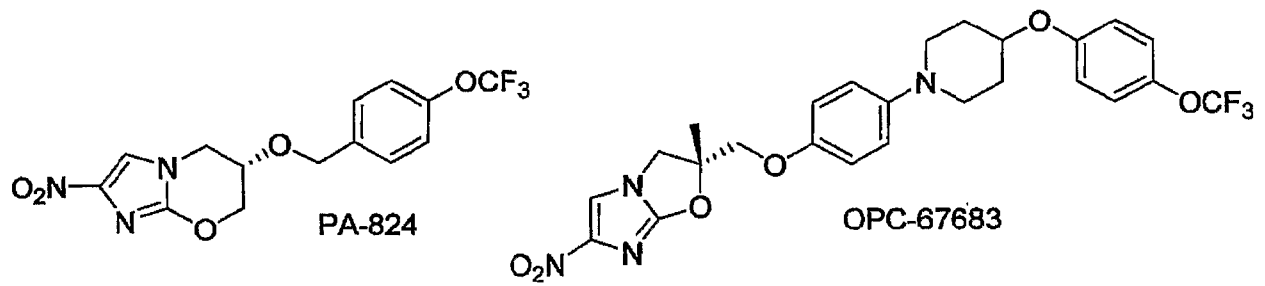
Figure 1

Figure 2

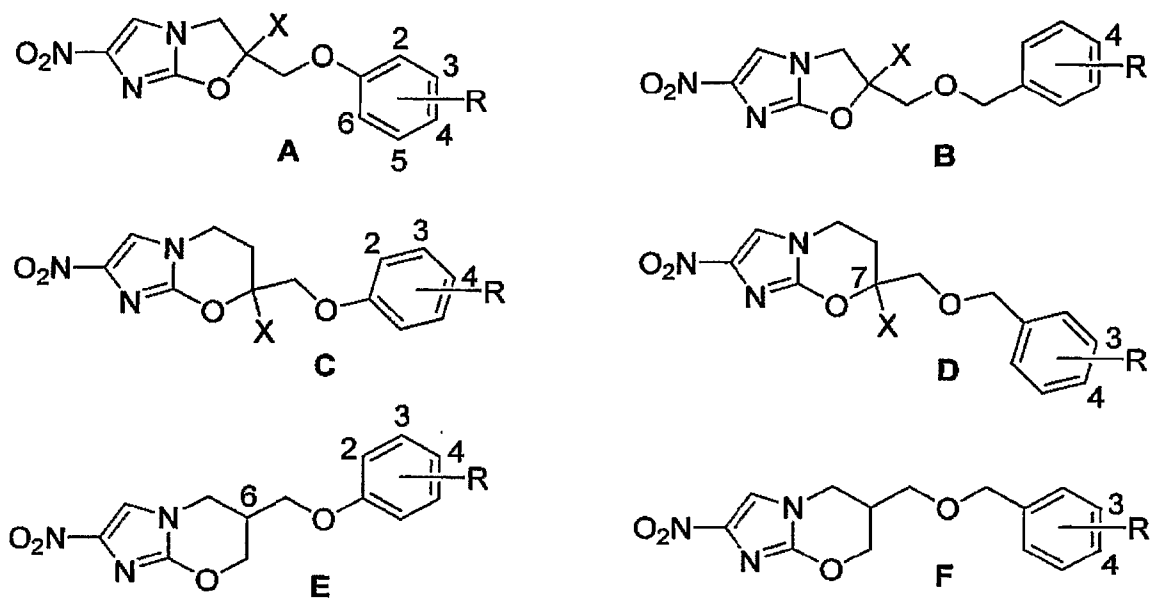


Figure 3

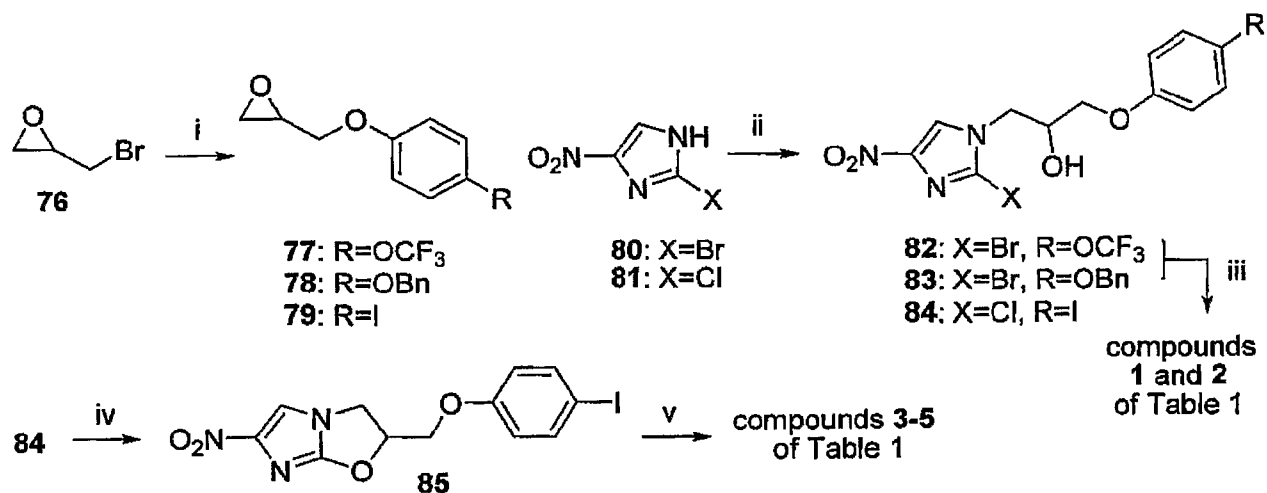


Figure 4

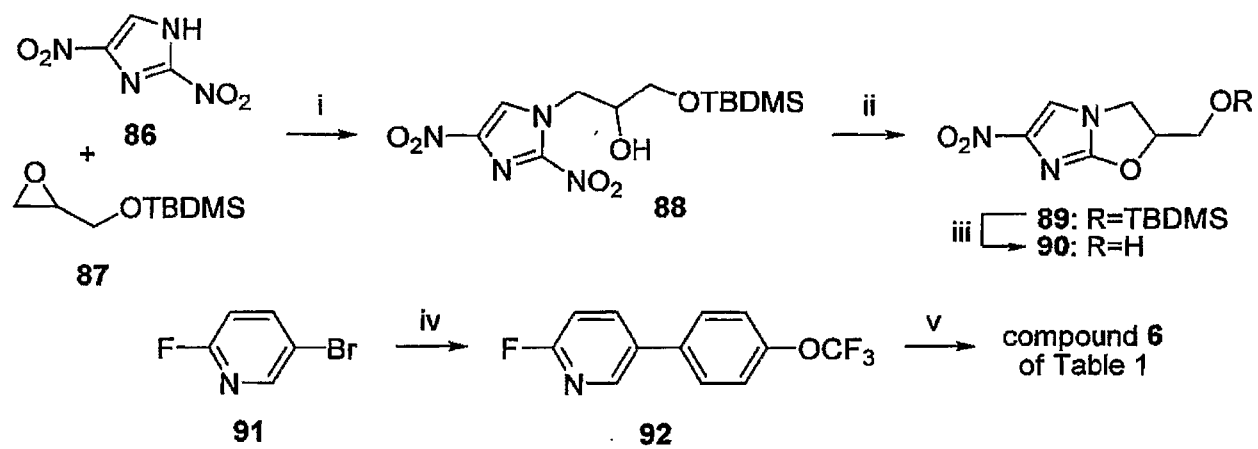


Figure 5

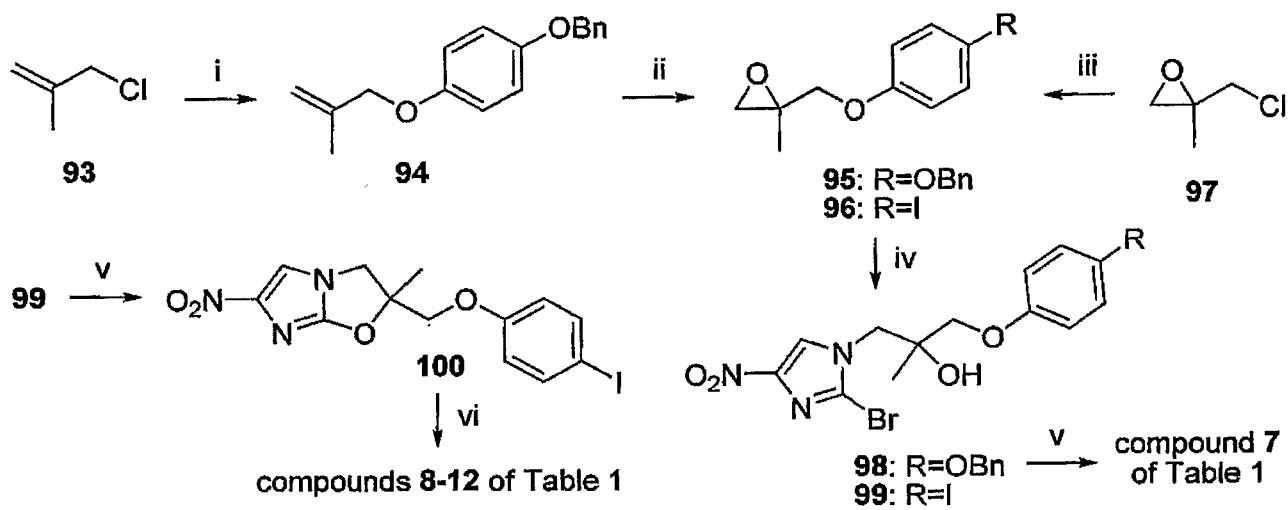


Figure 6

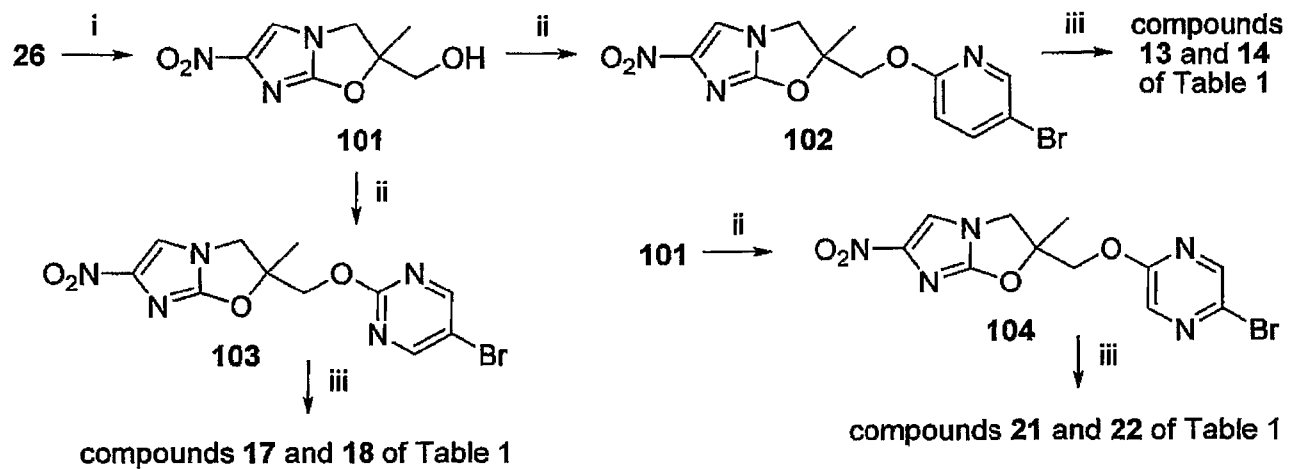


Figure 7

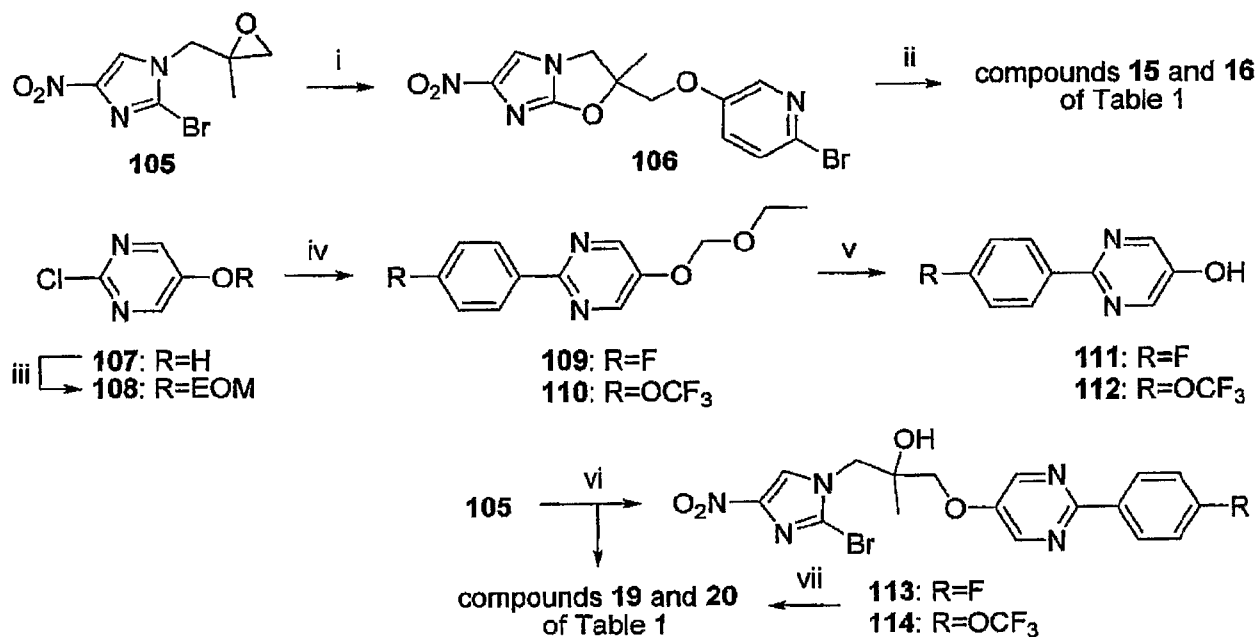


Figure 8

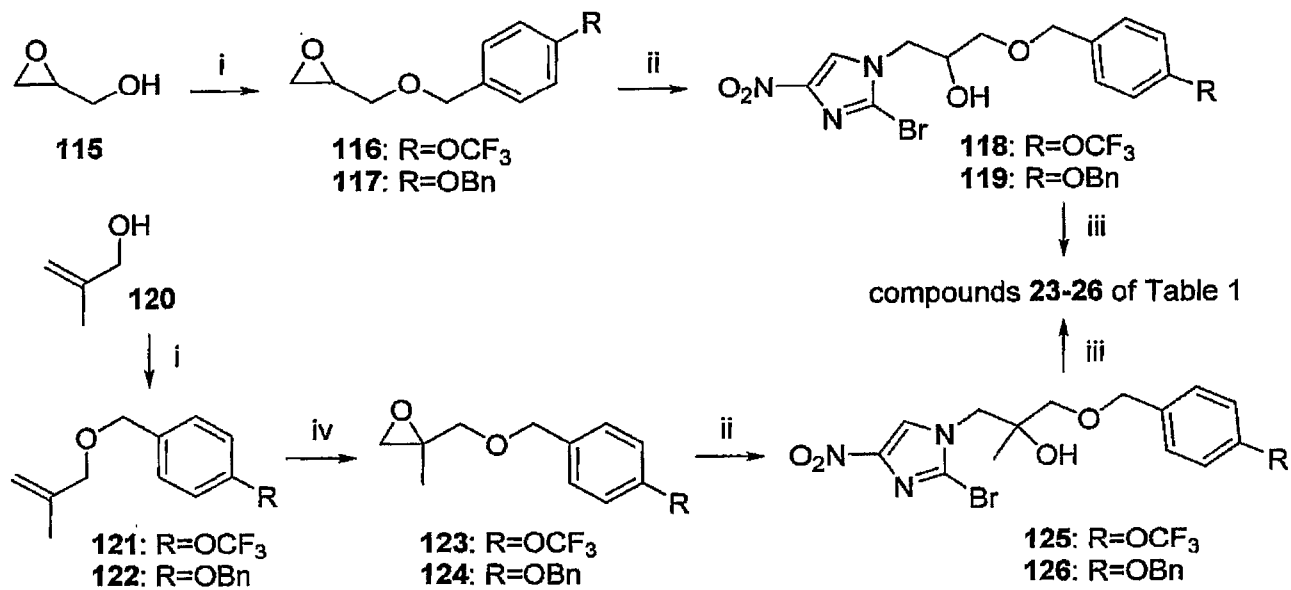


Figure 9

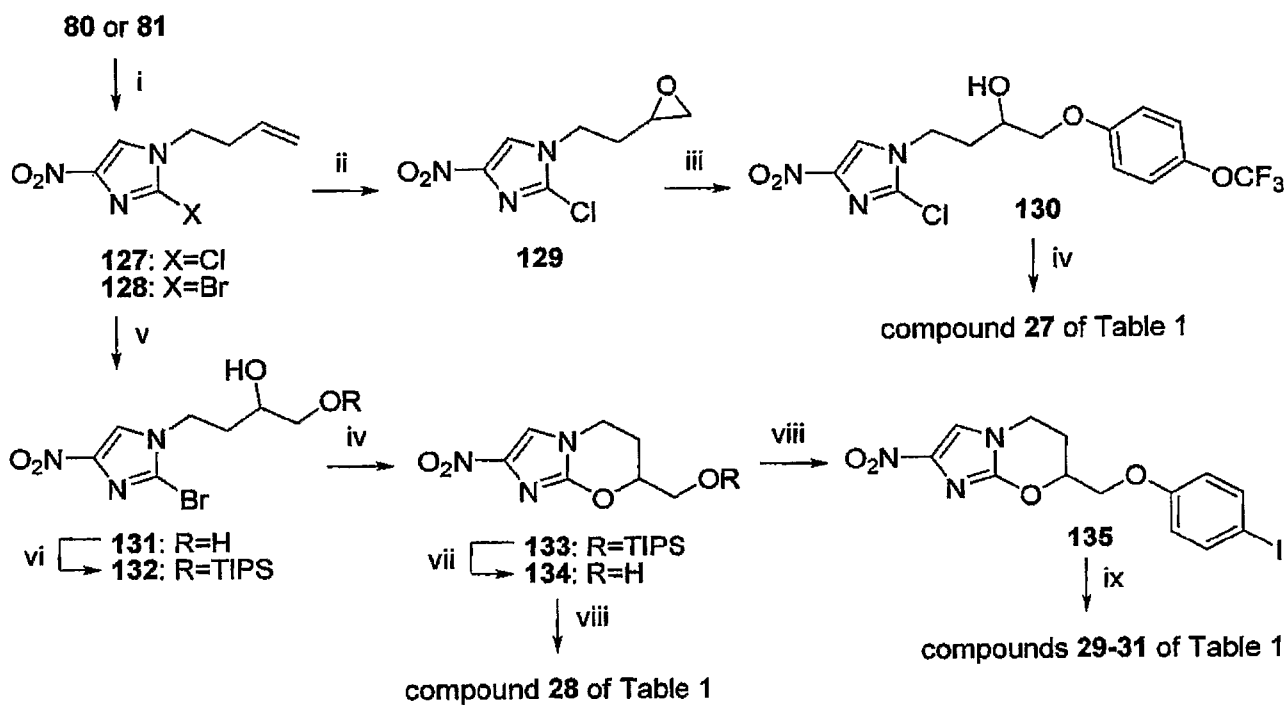


Figure 10

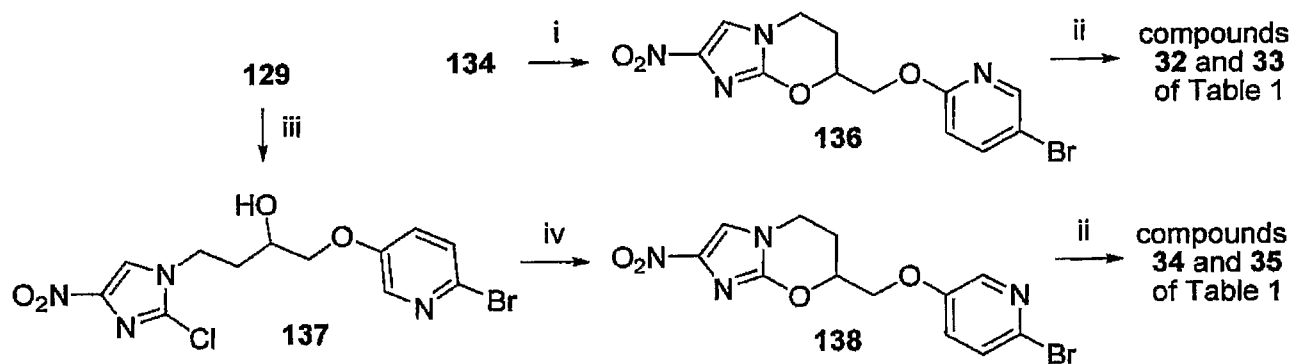


Figure 11

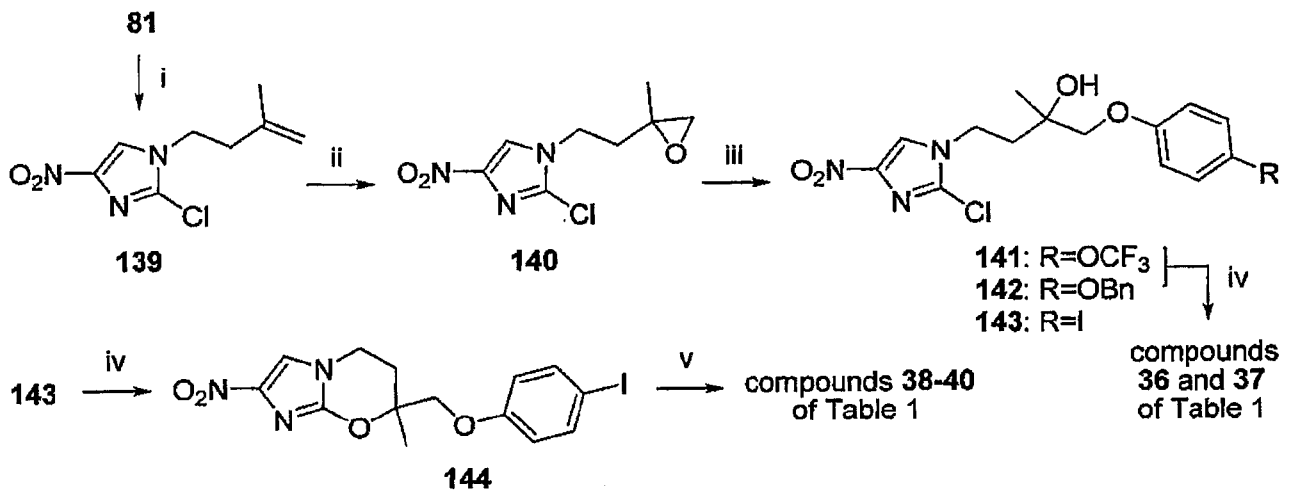


Figure 12

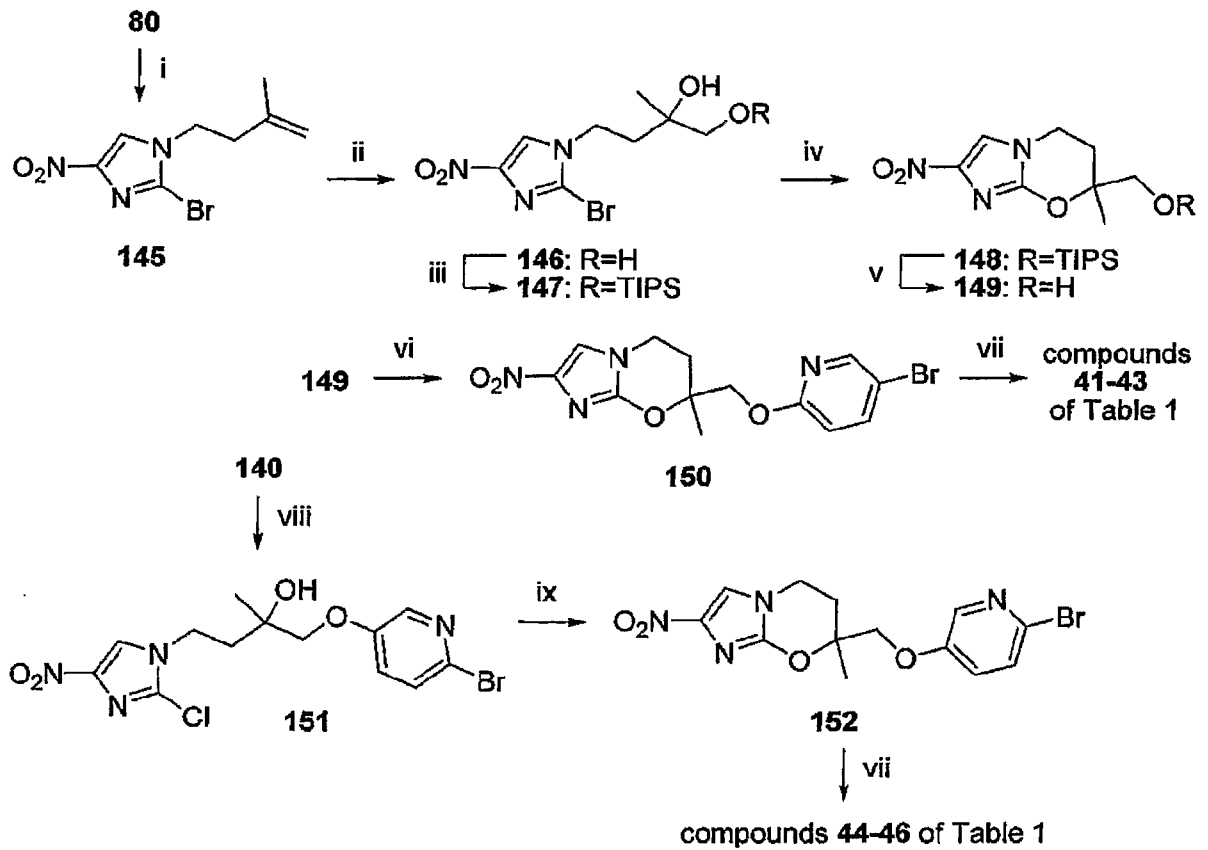


Figure 13

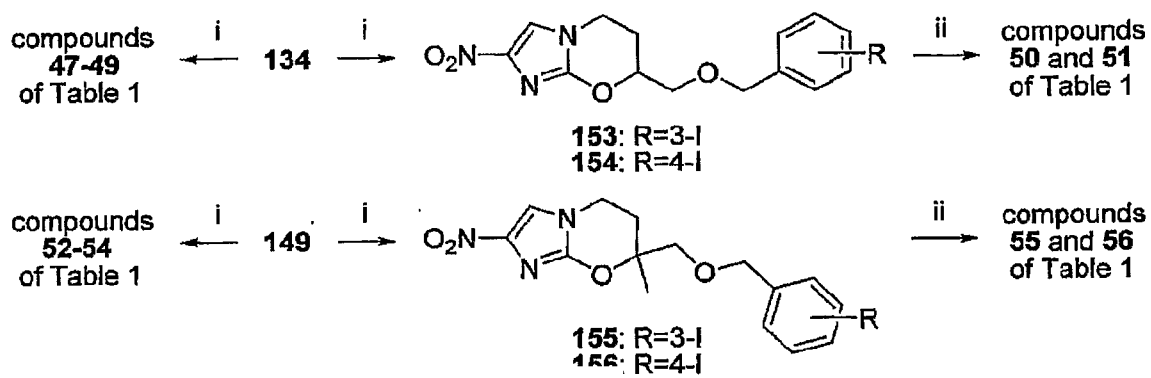


Figure 14

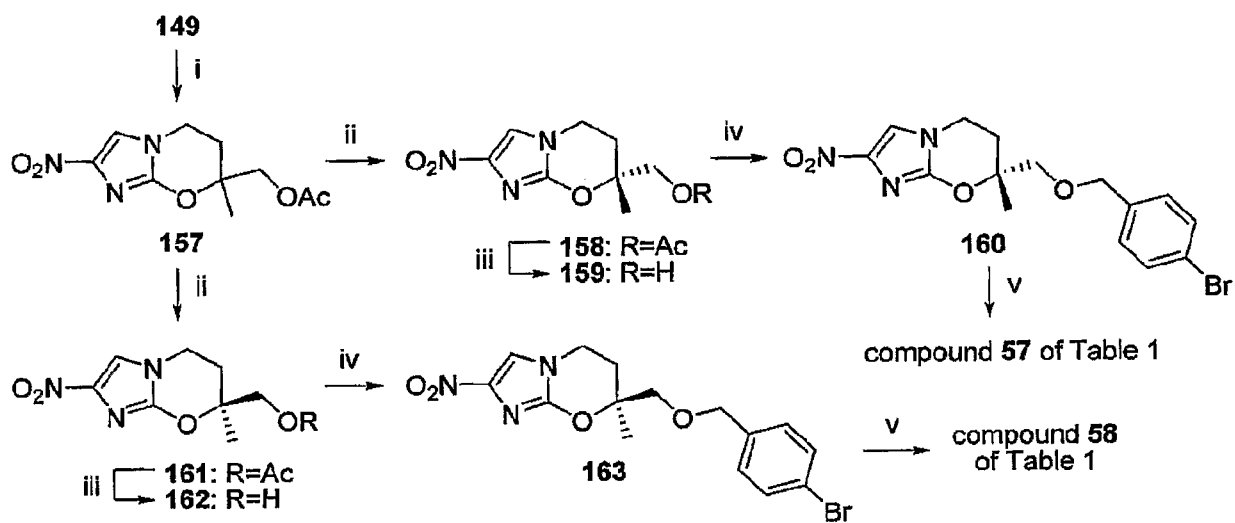


Figure 15

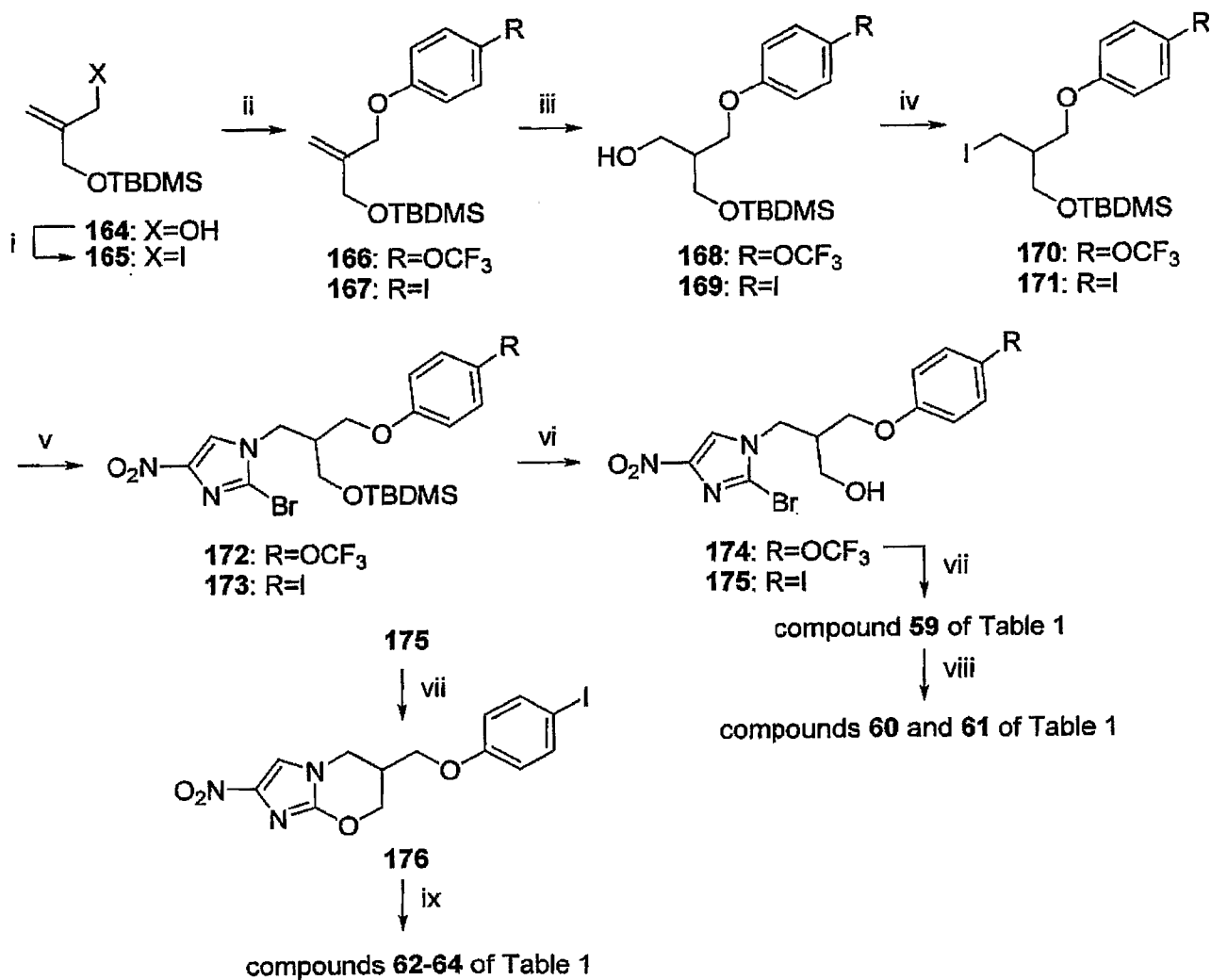


Figure 16

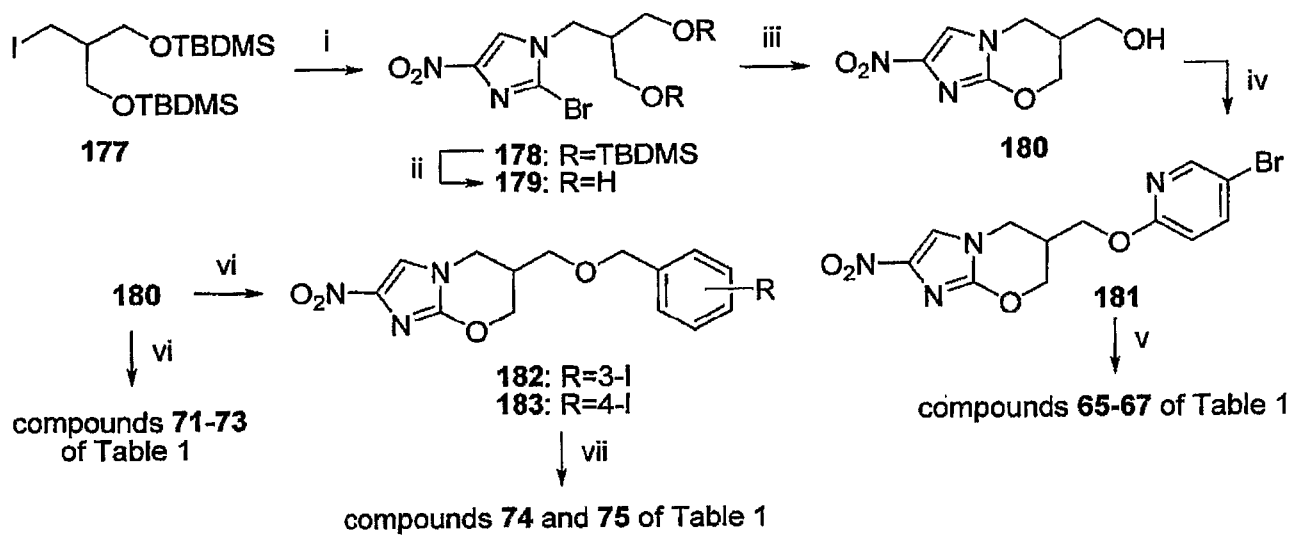


Figure 17

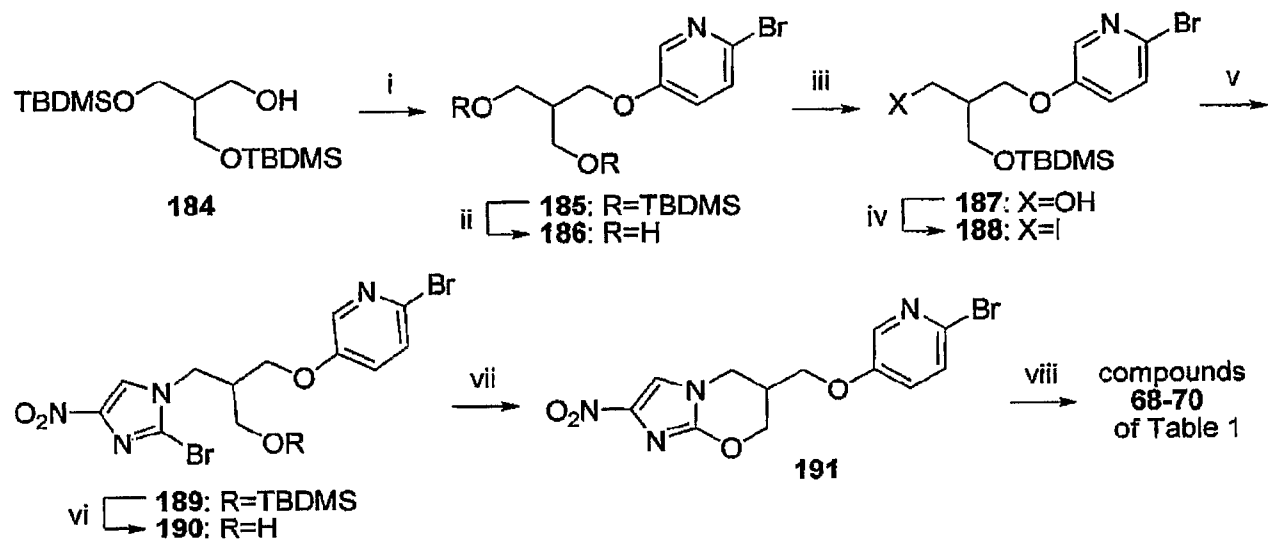


Figure 18

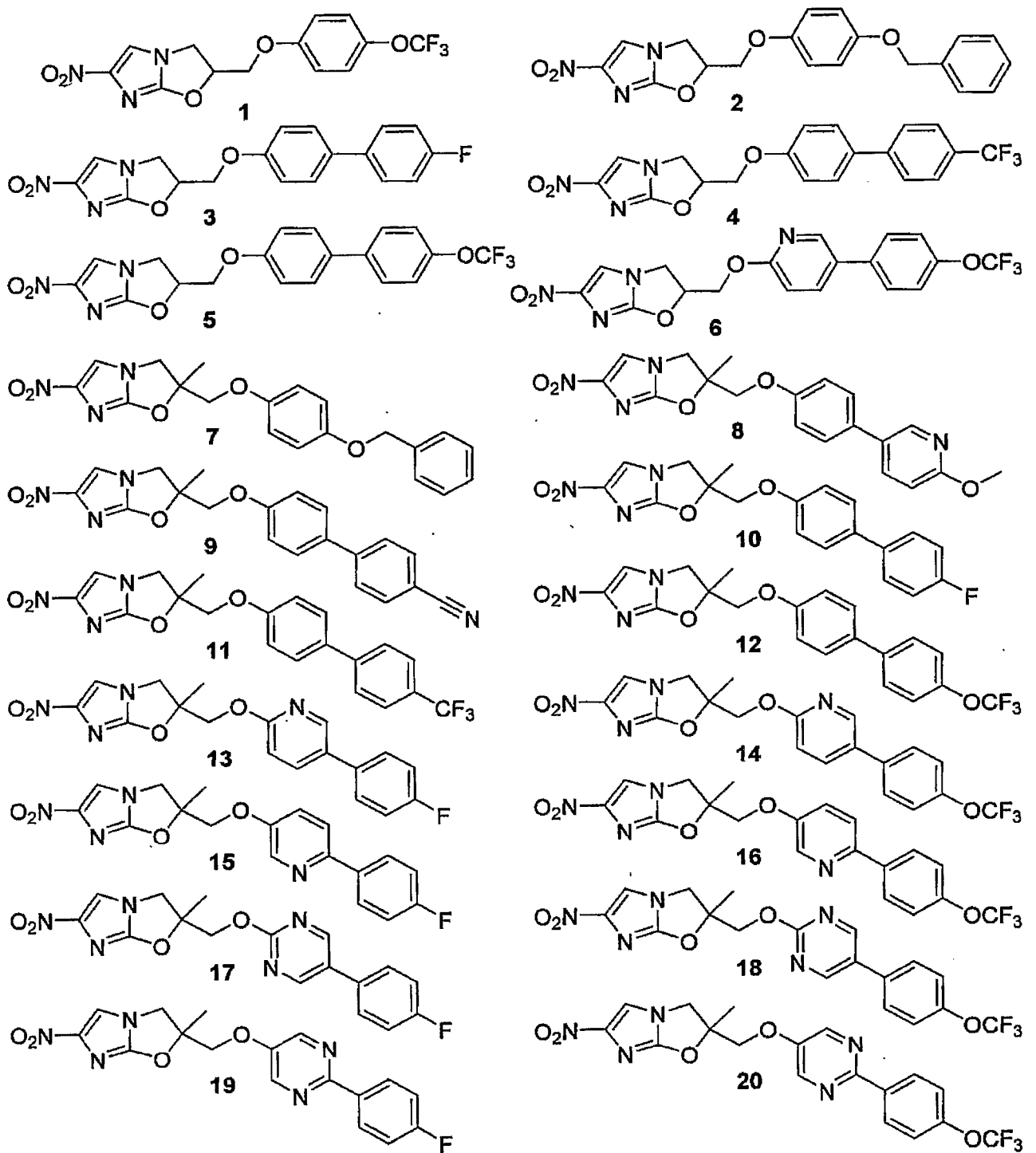


Figure 19

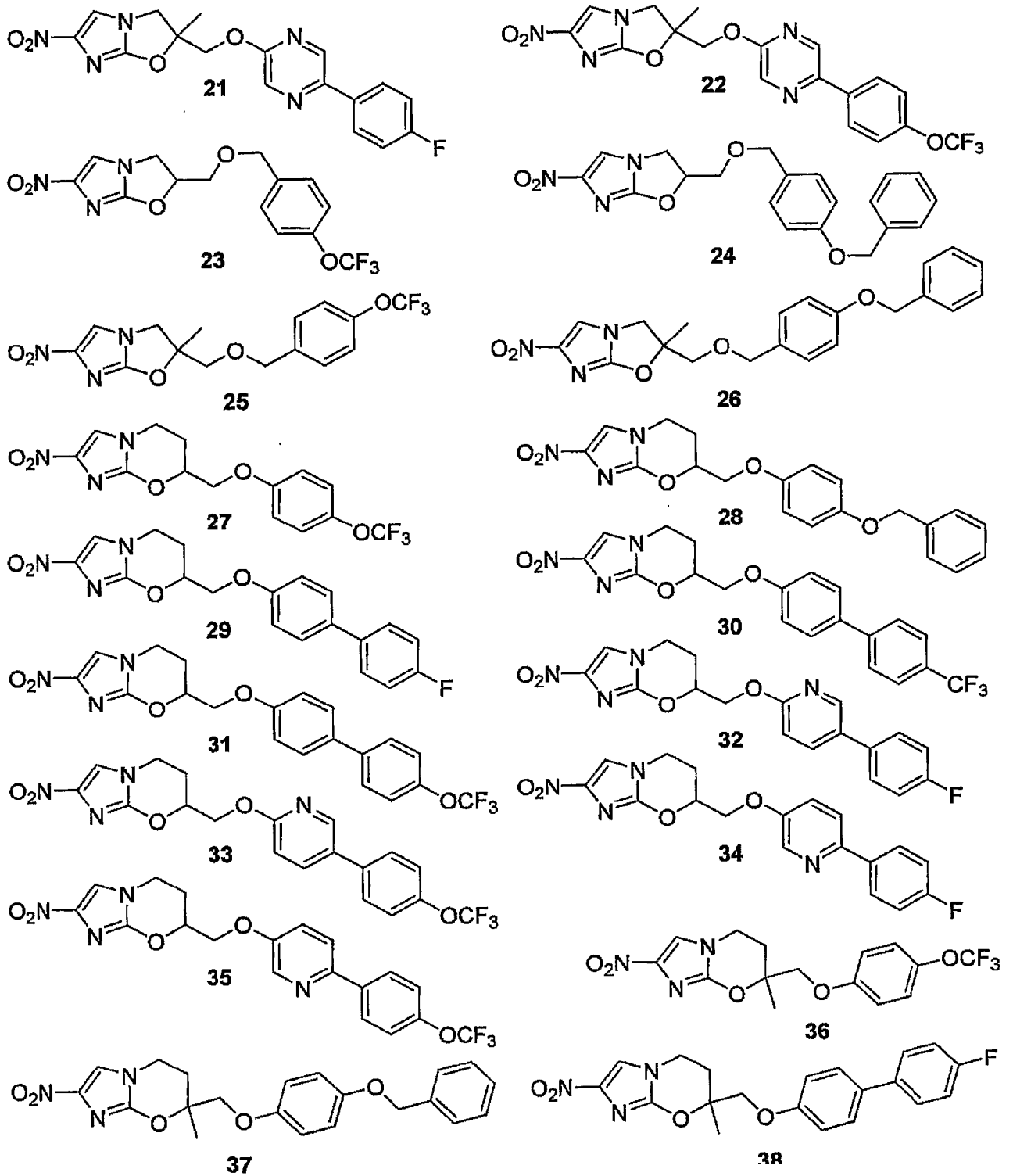


Figure 20

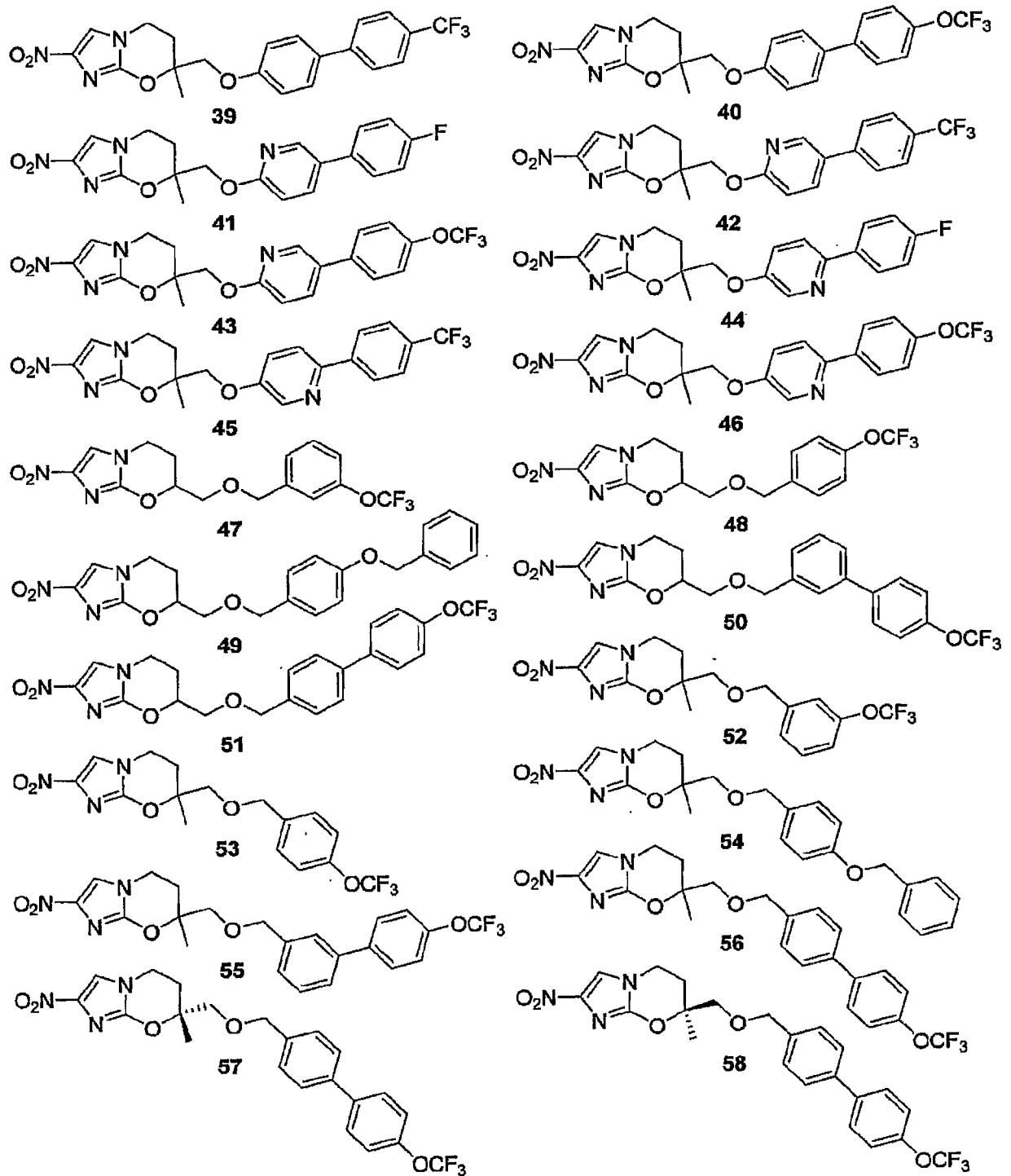
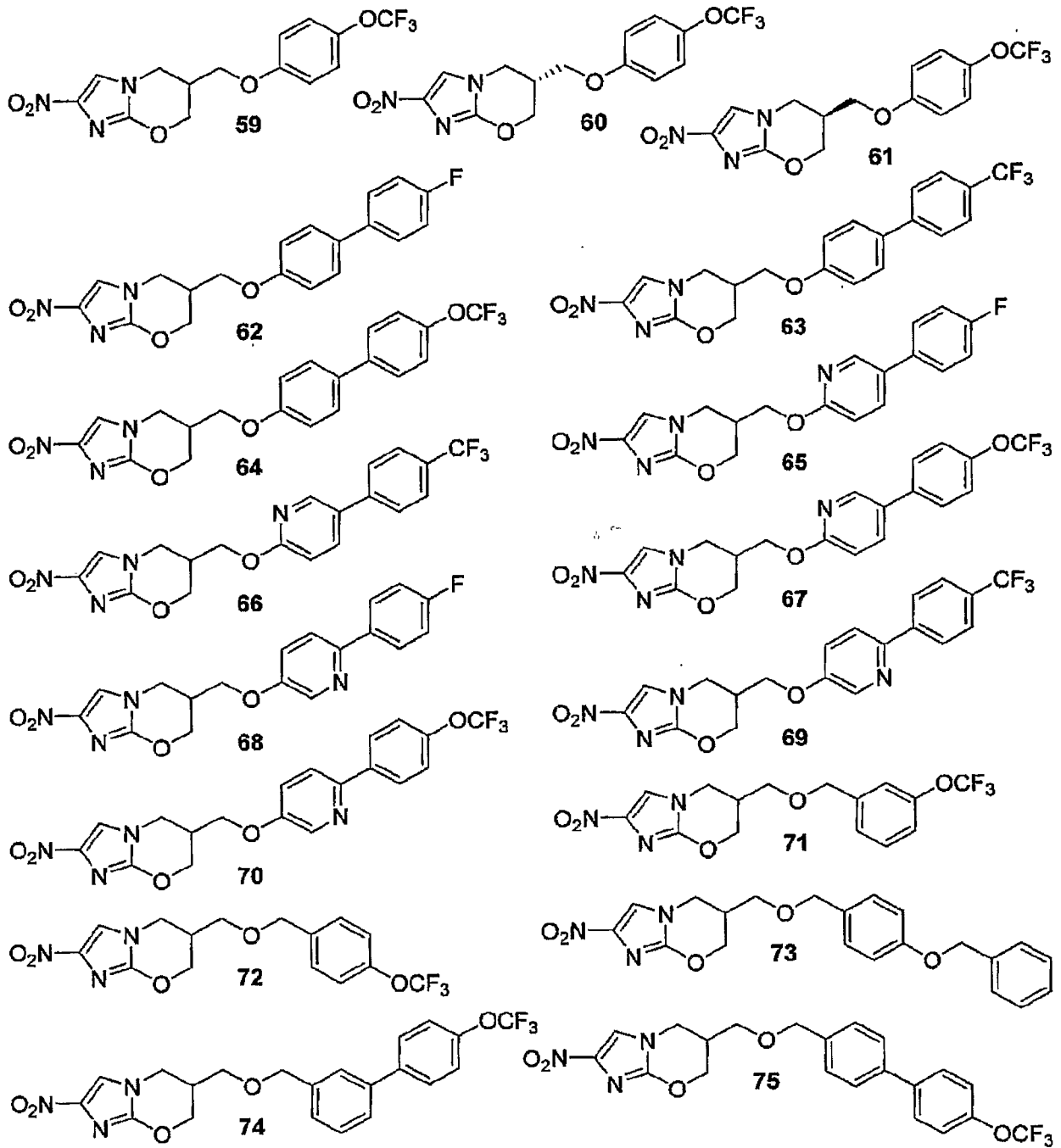


Figure 21



INTERNATIONAL SEARCH REPORT

International application No
PCT/US2010/043908

| | | |
|---|---|-----------------------|
| A. CLASSIFICATION OF SUBJECT MATTER INV.: C07D498/04 A61K31/424 A61K31/4439 A61K31/506 A61K31/497 A61K31/5365 A61P31/06 | | |
| ADD. According to International Patent Classification (IPC) or to both national classification and IPC | | |
| B. FIELDS SEARCHED Minimum documentation searched (classification system followed by classification symbols) C07D | | |
| Documentation searched other than minimum documentation to the extent that such documents are included in the fields searched | | |
| Electronic data base consulted during the international search (name of data base and, where practical, search terms used) EPO-Internal, BEILSTEIN Data | | |
| C. DOCUMENTS CONSIDERED TO BE RELEVANT | | |
| Category* | Citation of document, with indication, where appropriate, of the relevant passages | Relevant to claim No. |
| X | EP 1 555 267 A1 (OTSUKA PHARMA CO LTD [JP]) 20 July 2005 (2005-07-20) cited in the application claim 1 compounds 776, 777, 778, 1776 | 1-8 |
| Y | EP 1 678 185 B1 (OTSUKA PHARMA CO LTD [JP]) 8 October 2008 (2008-10-08) cited in the application compound 127 paragraph [0022] | 1-8 |
| <div style="display: flex; justify-content: space-between;"> <input checked="" type="checkbox"/> Further documents are listed in the continuation of Box C. <input checked="" type="checkbox"/> See patent family annex. </div> | | |
| * Special categories of cited documents : | | |
| "A" document defining the general state of the art which is not considered to be of particular relevance "E" earlier document but published on or after the international filing date "L" document which may throw doubts on priority claim(s) or which is cited to establish the publication date of another citation or other special reason (as specified) "O" document referring to an oral disclosure, use, exhibition or other means "P" document published prior to the international filing date but later than the priority date claimed | "T" later document published after the international filing date or priority date and not in conflict with the application but cited to understand the principle or theory underlying the invention "X" document of particular relevance; the claimed invention cannot be considered novel or cannot be considered to involve an inventive step when the document is taken alone "Y" document of particular relevance; the claimed invention cannot be considered to involve an inventive step when the document is combined with one or more other such documents, such combination being obvious to a person skilled in the art. "&" document member of the same patent family | |
| Date of the actual completion of the international search | Date of mailing of the international search report | |
| 27 October 2010 | 09/11/2010 | |
| Name and mailing address of the ISA/ European Patent Office, P.B. 5818 Patentlaan 2 NL - 2280 HV Rijswijk Tel. (+31-70) 340-2040, Fax: (+31-70) 340-3016 | Authorized officer Miniejew, Catherine | |

INTERNATIONAL SEARCH REPORT

International application No
PCT/US2010/043908

| C(Continuation). DOCUMENTS CONSIDERED TO BE RELEVANT | | |
|--|--|-----------------------|
| Category* | Citation of document, with indication, where appropriate, of the relevant passages | Relevant to claim No. |
| Y | <p>HIROFUMI SASAKI ET AL: "Synthesis and Antituberculosis Activity of a Novel Series of Optically Active 6-Nitro-2,3-dihydroimidazo[2,1-b]oxazoles" JOURNAL OF MEDICINAL CHEMISTRY, vol. 49, 6 December 2006 (2006-12-06), pages 7854-7860, XP002605413 DOI: 10.1021/jm060957y cited in the application the whole document compounds 3a, 3b, 3e, 4, 5, 6, 7, 8 -----</p> | 1-8 |

INTERNATIONAL SEARCH REPORT

Information on patent family members

International application No

PCT/US2010/043908

| Patent document cited in search report | Publication date | Patent family member(s) | Publication date |
|--|------------------|-------------------------|-----------------------------|
| EP 1555267 | A1 | 20-07-2005 | AR 041198 A1 04-05-2005 |
| | | | AU 2003272979 A1 04-05-2004 |
| | | | BR 0314344 A 12-07-2005 |
| | | | CA 2497569 A1 22-04-2004 |
| | | | CN 1705670 A 07-12-2005 |
| | | | CN 101172981 A 07-05-2008 |
| | | | CN 101255170 A 03-09-2008 |
| | | | HK 1085463 A1 20-06-2008 |
| | | | WO 2004033463 A1 22-04-2004 |
| | | | KR 20050061473 A 22-06-2005 |
| | | | MX PA05003674 A 08-06-2005 |
| | | | RU 2326121 C2 10-06-2008 |
| | | | US 2006094767 A1 04-05-2006 |
| | | | ZA 200501033 A 28-06-2006 |
| EP 1678185 | B1 | 08-10-2008 | AR 046777 A1 21-12-2005 |
| | | | AT 410430 T 15-10-2008 |
| | | | AU 2004285811 A1 12-05-2005 |
| | | | BR PI0414909 A 07-11-2006 |
| | | | CA 2539335 A1 12-05-2005 |
| | | | DK 1678185 T3 08-12-2008 |
| | | | EP 1678185 A1 12-07-2006 |
| | | | ES 2314460 T3 16-03-2009 |
| | | | HK 1097258 A1 11-12-2009 |
| | | | WO 2005042542 A1 12-05-2005 |
| | | | KR 20060085644 A 27-07-2006 |
| | | | PT 1678185 E 13-01-2009 |
| | | | RU 2365593 C2 27-08-2009 |
| | | | SI 1678185 T1 28-02-2009 |
| US 2008119478 A1 22-05-2008 | | | |