



US00D451670B1

(12) **United States Design Patent** (10) **Patent No.:** **US D451,670 S**
Knorr et al. (45) **Date of Patent:** **** Dec. 11, 2001**

(54) **EXPANDABLE FISHING ROD CASE** 2,919,017 12/1959 Weber 43/26
3,033,259 * 5/1962 Landis, Sr. 206/315.11
(75) Inventors: **Scott A. Knorr**, Birdsboro; **Brian E. Denlinger**, Morgantown; **Timothy P. Detwiler**, Coatesville, all of PA (US) 3,624,948 12/1971 De Baker, Sr. 43/26
3,811,216 5/1974 Sauey et al. 43/26
5,318,821 6/1994 Bradley, Jr. 428/100
5,640,795 6/1997 Wambolt 43/26

(73) Assignee: **Detwiler Industries Incorporated**, Morgantown, PA (US)

OTHER PUBLICATIONS

(**) Term: **14 Years**

Offshore Angler—Saltwater Specialists Catalog, Deluxe Rod Cases, 1996, p. 175.*

(21) Appl. No.: **29/139,140**

* cited by examiner

(22) Filed: **Mar. 26, 2001**

Primary Examiner—Catherine R. Oliver

(51) **LOC (7) Cl.** **03-01**

(74) *Attorney, Agent, or Firm*—Howson & Howson

(52) **U.S. Cl.** **D3/260**

(57) **CLAIM**

(58) **Field of Search** D3/260, 904, 905; D22/147; 206/315-11; 43/26, 57.1, 57.3

The ornamental design for a expandable fishing rod case, as shown and described.

(56) **References Cited**

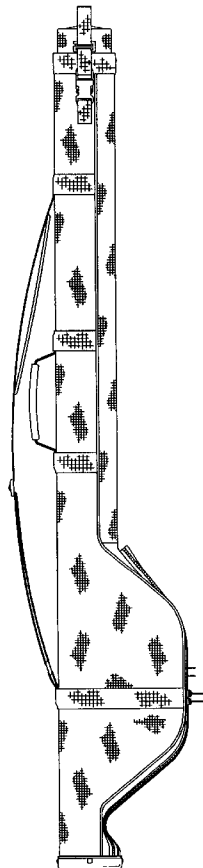
DESCRIPTION

U.S. PATENT DOCUMENTS

D. 284,423	*	7/1986	McCallum	D3/260
311,871		2/1885	Clark	220/8
D. 395,360	*	6/1998	Schrader, Jr.	D3/260
D. 410,333	*	6/1999	Coca	D3/260
D. 411,660	*	6/1999	Antuna	D3/260
D. 442,367	*	5/2001	Terrell	D3/260
2,650,449	*	9/1953	Suring	43/26

FIG. 1 is top plan view thereof;
FIG. 2 is a bottom plan view thereof;
FIG. 3 is a right side view thereof;
FIG. 4 is a left side view thereof;
FIG. 5 is an enlarged front elevational view thereof; and,
FIG. 6 is an enlarged rear elevational view thereof.

1 Claim, 3 Drawing Sheets



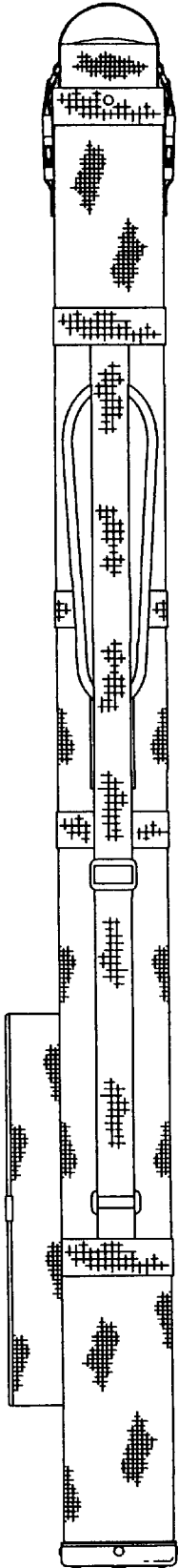


Fig. 1

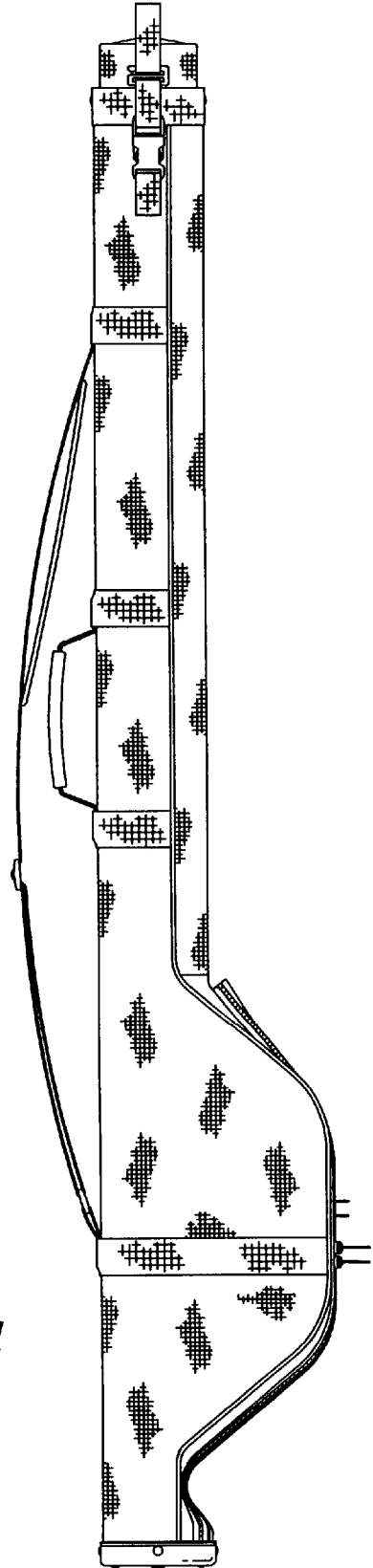


Fig. 4

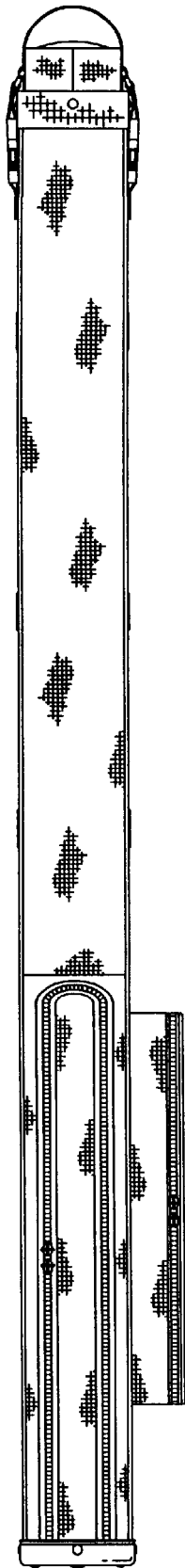


Fig. 2

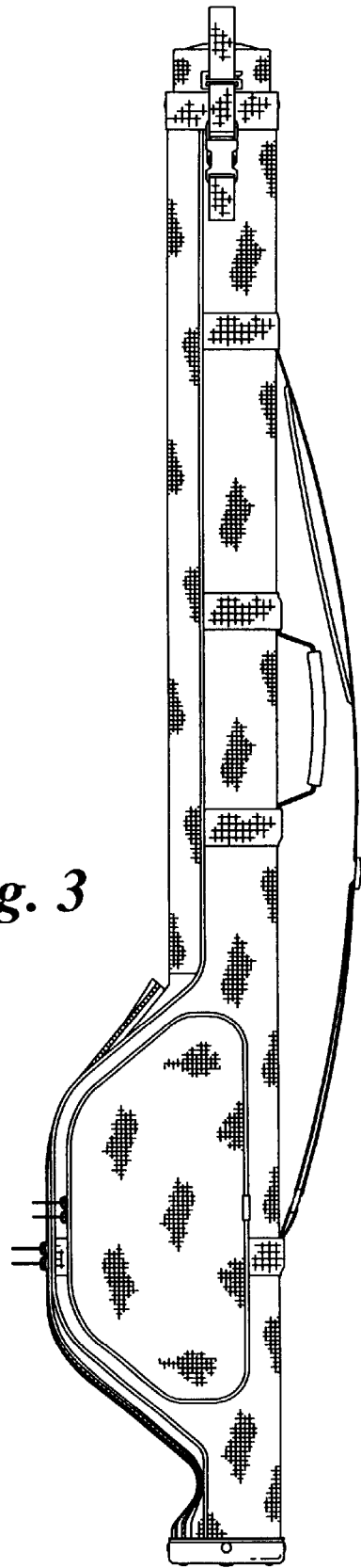


Fig. 3

Fig. 6

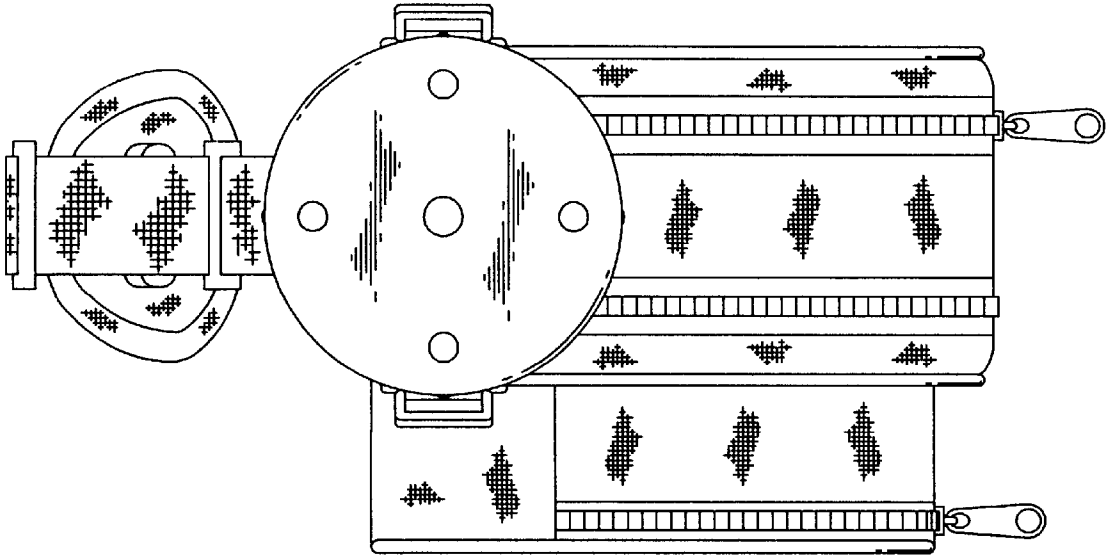


Fig. 5

