

(No Model.)

C. D. PARKER.
TELESCOPING BAG.

No. 438,358.

Patented Oct. 14, 1890.

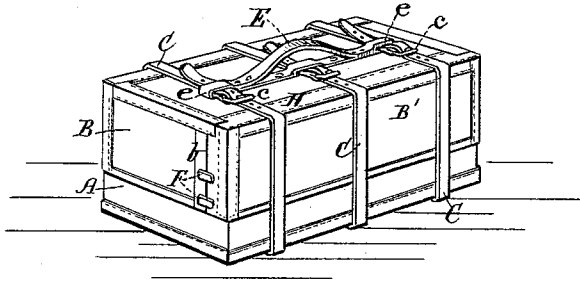


FIG. 1.

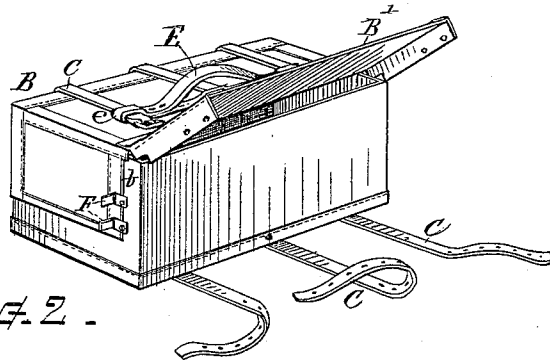


FIG. 2.

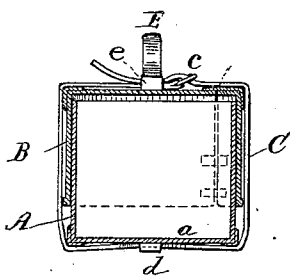


FIG. 3.

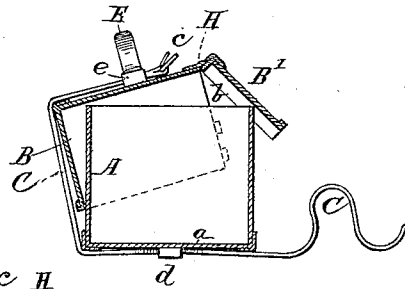


FIG. 4.

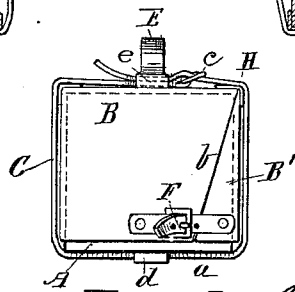


FIG. 5. Charles D. Parker.

Witnesses.

Ella P. Blenus.

Simon E. King

Inventor.

By Phas. H. Burling
Attorney

UNITED STATES PATENT OFFICE.

CHARLES D. PARKER, OF WORCESTER, MASSACHUSETTS.

TELESCOPING BAG.

SPECIFICATION forming part of Letters Patent No. 438,358, dated October 14, 1890.

Application filed August 5, 1890. Serial No. 361,137. (No model.)

To all whom it may concern:

Be it known that I, CHARLES D. PARKER, a citizen of the United States, residing at Worcester, in the county of Worcester and State of Massachusetts, have invented a new and useful Improvement in Telescoping Traveling-Cases, of which the following, together with the accompanying drawings, is a specification sufficiently full, clear, and exact to enable persons skilled in the art to which this invention appertains to make and use the same.

This invention relates to that class of receptacles or cases much used by commercial travelers for carrying sample goods and for other general traveling purposes. This kind of case, as heretofore constructed, consists of a rectangular receptacle and a deep cover that telescopes therewith or closes down over the receptacle to a greater or less extent, affording to the case facility of increasing its internal capacity above the top of the receptacle. The cases are provided with buckle-straps that surround the case and cover and pass through loops or eyes fixed onto the top of the cover and onto the bottom of the case, the straps being buckled at one side, so that the case can be carried by the grip or handle, which is fixed to the center of the cover. This telescoping box has proved a very desirable form of traveling-case, but is inconvenient for opening and closing, especially when packed with heavy goods, since the straps have to be slipped through the bottom eyes or loops to afford sufficient slack for raising the telescoping cover, and the weight of the package tends to close the loops and bind or hold the straps tightly, the greater the weight the greater the inconvenience.

The object of my present invention is to obviate this objection in traveling-cases of this class and to provide a telescoping case having its cover divided and hinged in the manner described to facilitate opening and closing the case without the necessity of slipping the buckle-straps in their attaching-loops; also, to provide a telescoping case with a divided cover hinged to swing outward at the side and means for detachably connecting the divided parts of said cover to each other when at their normal position. These ob-

jects I attain by the improved construction hereinafter explained, and illustrated in the drawings, wherein—

Figure 1 is a perspective view of a telescoping case embodying my invention. Fig. 2 is a view of the same with the side of the cover raised. Fig. 3 is a transverse section of the case with the cover closed in normal position. Fig. 4 is a transverse section showing the manner in which the cover can be swung off, and Fig. 5 is an end view showing a modification in the division and fastener for the cover.

Referring to parts, A denotes the packing-receptacle, body, or lower portion of the case, made in usual form.

B indicates the cover, having the deep side flanges for closing over the part A and formed separable or divided at *b*, so that one side B' can yield outward to permit the top to swing off laterally from the receptacle.

C indicates the buckle-straps rove through the loops *d*, fixed upon the bottom *a* of the receptacle, and also through the loops *e*, combined with the handle or grip-strap E, that is fixed to the top of the cover, said straps passing around the case in usual manner and provided with buckles *c* or equivalent means for connecting their ends for embracing and binding the package when ready for transit.

F indicates a fastening device suitable for connecting the parts of the cover at the place of division *b*, which fastener may be a hook and eye, a buckle and short strap, a snap-catch, a button-stud, or any other convenient style of fastener, (many of which can be found in the market,) whereby the two parts can be conveniently secured together or released, as desired.

H indicates a hinge connecting the parts B and B' along the top of the cover. Said hinge can be formed by a portion of the leather corner binding extending over the joint, or may be a special hinge or series of hinges suitable to afford a swing action for the part B'. The joint *b* can be located at the angle or at any convenient distance therefrom to afford the yielding outward of the side B' of the telescoping cover, and the cases can be made plain or with re-enforced angles, as preferred.

In the operation of my improved telescoping case, at whatever position the cover B may

stand, high or low in relation to the body A, the operator has simply to unbuckle the straps at *c* and unclasp the fastenings at F, when the division or joint *b* permits the part B' to yield and allows the cover to be pushed off toward one side (see Fig. 4) without shifting the straps C in the loops *d* or *e*. The case can also be as readily closed by reversal of this operation, as will be fully understood from an inspection of the drawings.

By the improved construction shown I provide a case having all the advantages incident to the ordinary telescoping case, and in addition thereto the advantage of being conveniently opened and closed without the bother and labor of tugging and pulling on the buckle-straps to draw them through the loops *d* to gain and take up slack sufficient to accommodate the telescoping or lift of the deep cover from over the receptacle, as required by the usual form of this class of package.

I claim as my invention herein to be secured by Letters Patent—

1. A telescoping traveling-case having a divided cover the parts of which are connected to each other by a hinge at the top of said cover, substantially as and for the purpose herein set forth.

2. A traveling-case having a divided telescoping cover the parts of which are connected at their top by a hinge or flexible joint adjacent to the side angle and provided with disengageable fasteners for securing the end parts of said cover when in normal position, in combination with the packing-receptacle and ties or straps whereby said receptacle and cover are confined together, substantially as set forth.

3. The combination of the packing-receptacle A, the telescoping cover therefor, divided and its parts hinged together along the top and provided with disengageable fastenings that connect the lower portions at the ends thereof, the hand-grip and guide-loops fixed to said cover, the guide-loops *d*, fixed to said receptacle, and the buckle-straps C, arranged through said loops, connecting said receptacle and cover, all substantially as and for the purposes set forth.

Witness my hand this 26th day of July, A. D. 1890.

CHAS. D. PARKER.

Witnesses:

CHAS. H. BURLEIGH,
ELLA P. BLENUS.