



US00D738182S

(12) **United States Design Patent**
Parker et al.

(10) **Patent No.:** **US D738,182 S**

(45) **Date of Patent:** **** Sep. 8, 2015**

(54) **UTILITY KNIFE**

(71) Applicant: **Irwin Industrial Tool Company,**
Huntersville, NC (US)

(72) Inventors: **Gregory David Parker,** Charlotte, NC
(US); **James Robert Kershaw, Jr.,**
Charlotte, NC (US)

(73) Assignee: **Irwin Industrial Tool Company,**
Huntersville, NC (US)

(**) Term: **14 Years**

(21) Appl. No.: **29/456,436**

(22) Filed: **May 31, 2013**

(51) **LOC (10) Cl.** **08-03**

(52) **U.S. Cl.**

USPC **D8/99**

(58) **Field of Classification Search**

USPC D8/98, 99, 105; D22/118; 30/155, 156,
30/161, 329, 330, 339, 344, 260; 7/118

See application file for complete search history.

(56) **References Cited**

U.S. PATENT DOCUMENTS

D304,154 S 10/1989 Osterhout
6,701,627 B2 3/2004 Korb et al.
D494,437 S * 8/2004 Scarla D8/99

(Continued)

FOREIGN PATENT DOCUMENTS

WO 2003009978 2/2003
WO 2005046945 5/2005

(Continued)

OTHER PUBLICATIONS

Design U.S. Appl. No. 29/422,611, filed May 22, 2012 entitled "Utility Knife Blade," Inventor: Matthew C. Green.

(Continued)

Primary Examiner — Phillip S Hyder

(57) **CLAIM**

The ornamental design for a "utility knife," as shown and described.

DESCRIPTION

FIG. 1 is a front and right side perspective view of a utility knife, showing the front, right, and top sides of our new design;

FIG. 2 is a right side view of the utility knife shown in FIG. 1;

FIG. 3 is a left side view of the utility knife shown in FIG. 1;

FIG. 4 is a top plan view of the utility knife shown in FIG. 1;

FIG. 5 is a bottom plan view of the utility knife shown in FIG. 1;

FIG. 6 is a front view of the utility knife shown in FIG. 1;

FIG. 7 is a rear view of the utility knife shown in FIG. 1;

FIG. 8 is a rear and right side perspective of the utility knife shown in FIG. 1, showing the knife blade storage door in an alternate or open position;

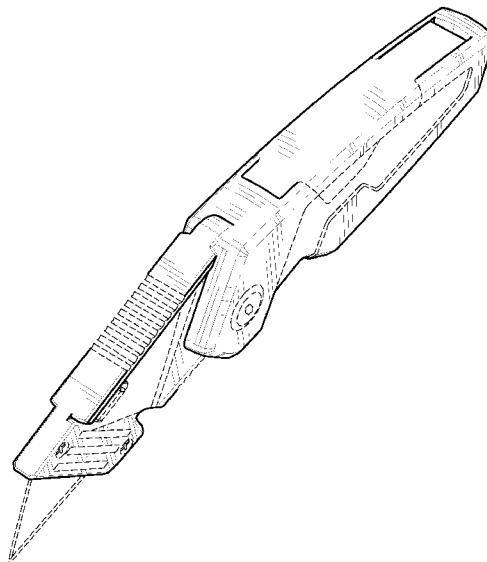
FIG. 9 is a right side perspective view of the utility knife shown in FIG. 1, showing the blade storage door in an alternate or open position;

FIG. 10 is a right side perspective view of the utility knife shown in FIG. 1, showing the knife blade in an alternate or open position; and,

FIG. 11 is a right side perspective view of the utility knife shown in FIG. 1, showing the knife blade folded into the utility knife.

The broken lines immediately adjacent the claimed areas represent the bounds of the claimed design while all other broken lines depict areas of the utility knife in which the design is embodied that form no part of the claimed design.

1 Claim, 11 Drawing Sheets



(56)

References Cited

U.S. PATENT DOCUMENTS

6,914,477 B2 * 7/2005 Shibahara 327/558
 D508,839 S 8/2005 Brown et al.
 D511,288 S 11/2005 Brown et al.
 D511,447 S 11/2005 Brown et al.
 D519,817 S * 5/2006 Wong D8/99
 D522,835 S * 6/2006 Ping D8/99
 D527,234 S 8/2006 Weremchuk et al.
 7,131,204 B2 11/2006 Brown et al.
 D554,964 S 11/2007 Taylor
 7,316,070 B2 1/2008 Green
 7,434,317 B2 10/2008 Levine et al.
 D588,433 S * 3/2009 van Deursen D8/99
 D608,168 S 1/2010 Green
 7,658,129 B2 2/2010 Korb et al.
 7,814,664 B2 * 10/2010 LeBlanc et al. 30/161
 D628,453 S 12/2010 Green
 7,913,397 B2 3/2011 van Deursen
 7,921,568 B2 4/2011 Green
 D644,896 S 9/2011 Green
 D645,719 S * 9/2011 Wu D8/99
 8,069,569 B2 12/2011 Brown et al.
 D660,107 S 5/2012 Green
 8,291,602 B2 10/2012 Korb et al.

D686,482 S * 7/2013 Robinson et al. D8/99
 8,539,677 B2 9/2013 Strauss
 8,539,680 B2 9/2013 Strauss
 D691,018 S * 10/2013 Robinson et al. D8/99
 8,549,755 B2 * 10/2013 Ranieri et al. 30/162
 D696,919 S 1/2014 Leh et al.
 D699,090 S * 2/2014 Kalajyan et al. D8/99
 D703,510 S 4/2014 Hyma
 2005/0193566 A1 9/2005 Brown et al.
 2008/0256808 A1 10/2008 Levine et al.
 2010/0071216 A1 3/2010 Novak
 2010/0263491 A1 10/2010 Korb et al.

FOREIGN PATENT DOCUMENTS

WO 2008144737 11/2008
 WO 2010028086 3/2010

OTHER PUBLICATIONS

Design U.S. Appl. No. 29/456,434, filed May 31, 2013 entitled "Utility Knife Handle," Inventor: Gregory David Parker.
 Design U.S. Appl. No. 29/456,439, filed May 31, 2013 entitled "Utility Knife Handle," Inventor: Gregory David Parker.

* cited by examiner

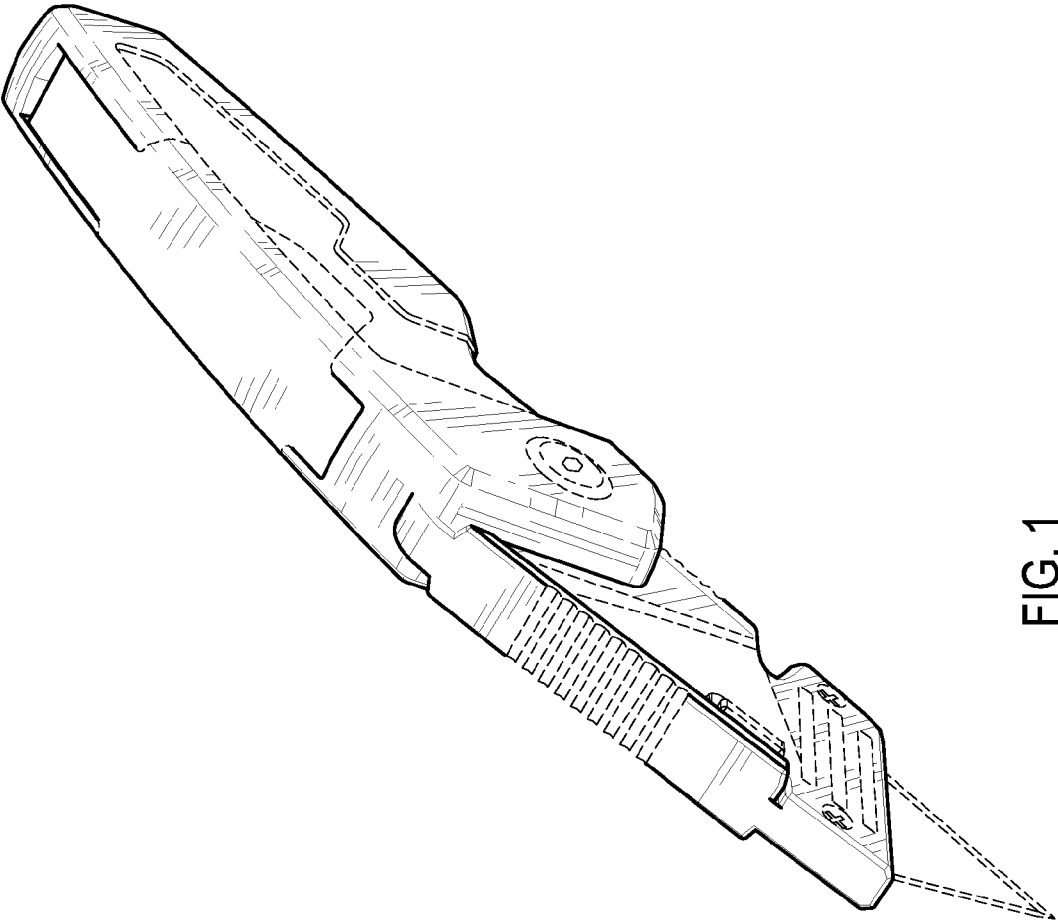


FIG. 1

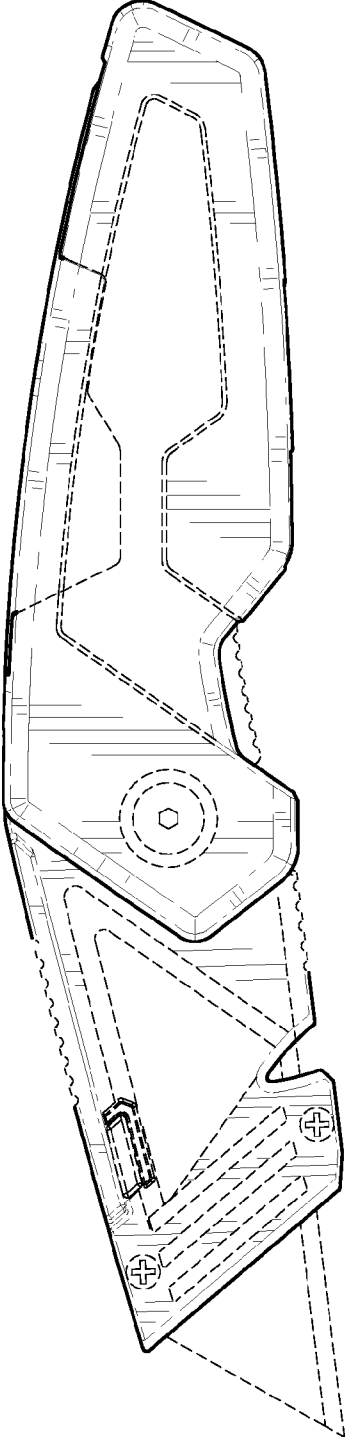


FIG. 2

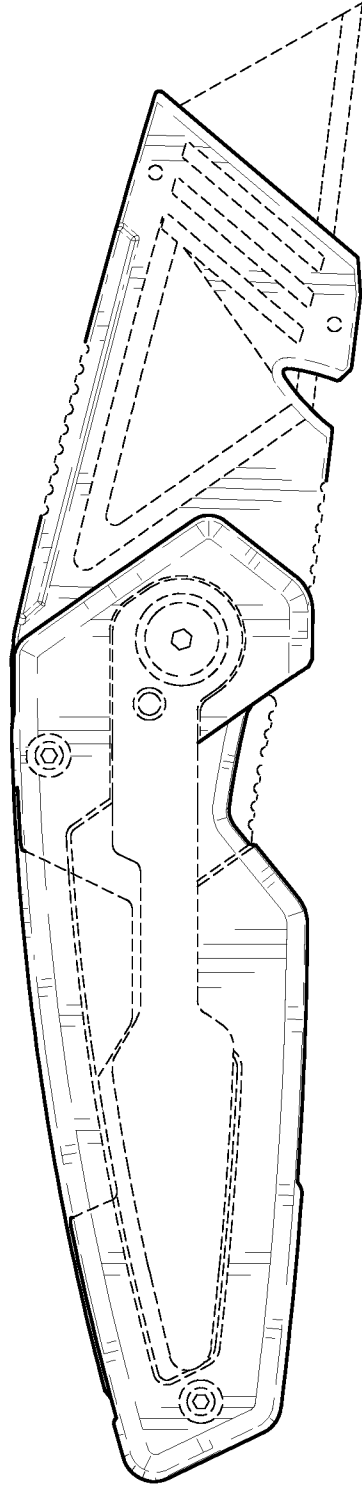


FIG. 3

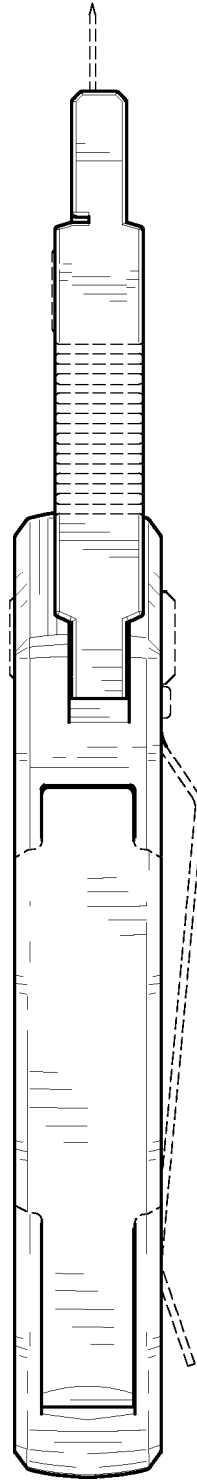


FIG. 4

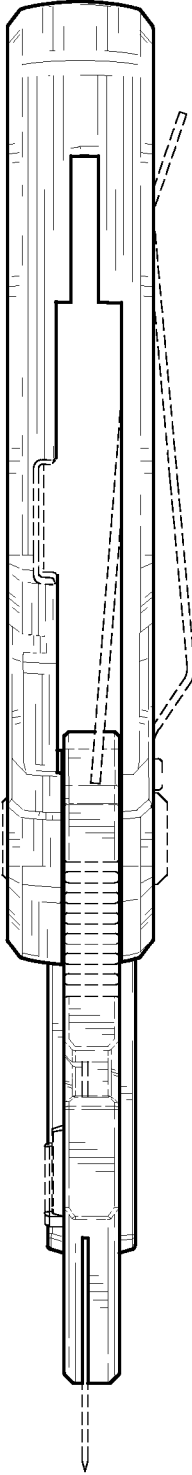


FIG. 5

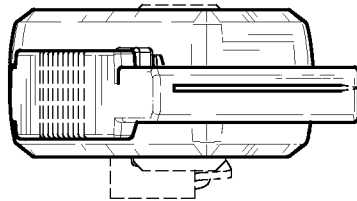


FIG. 6

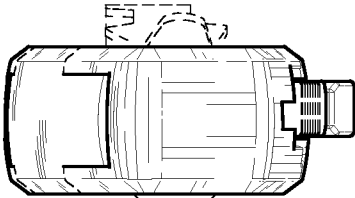


FIG. 7

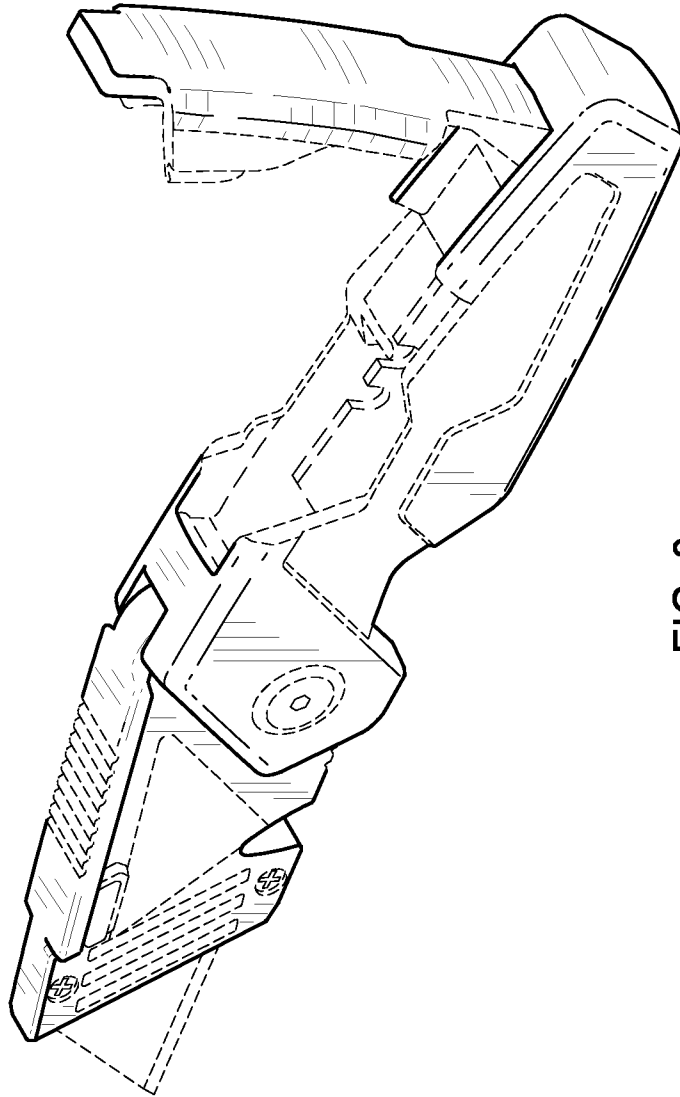


FIG. 8

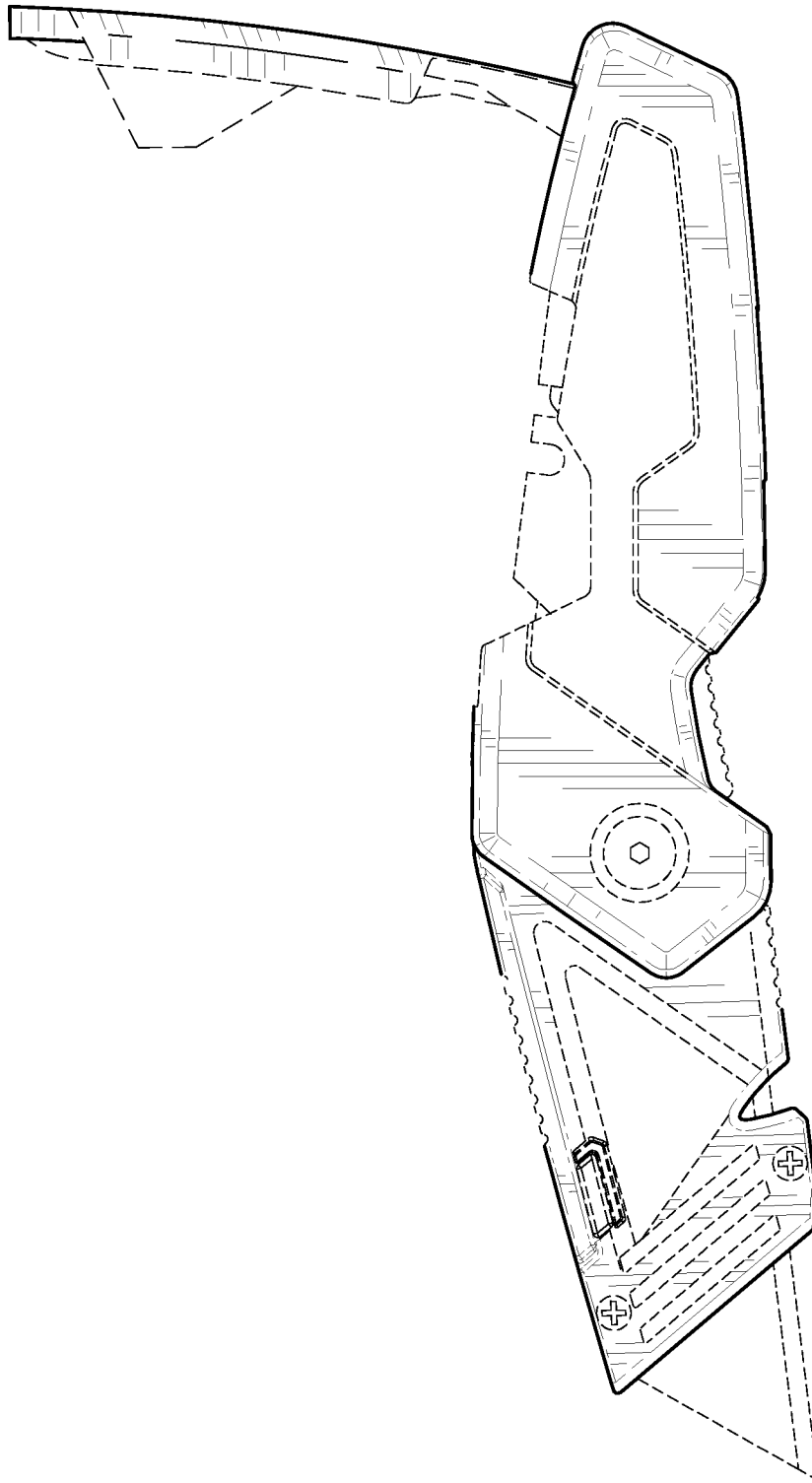


FIG. 9

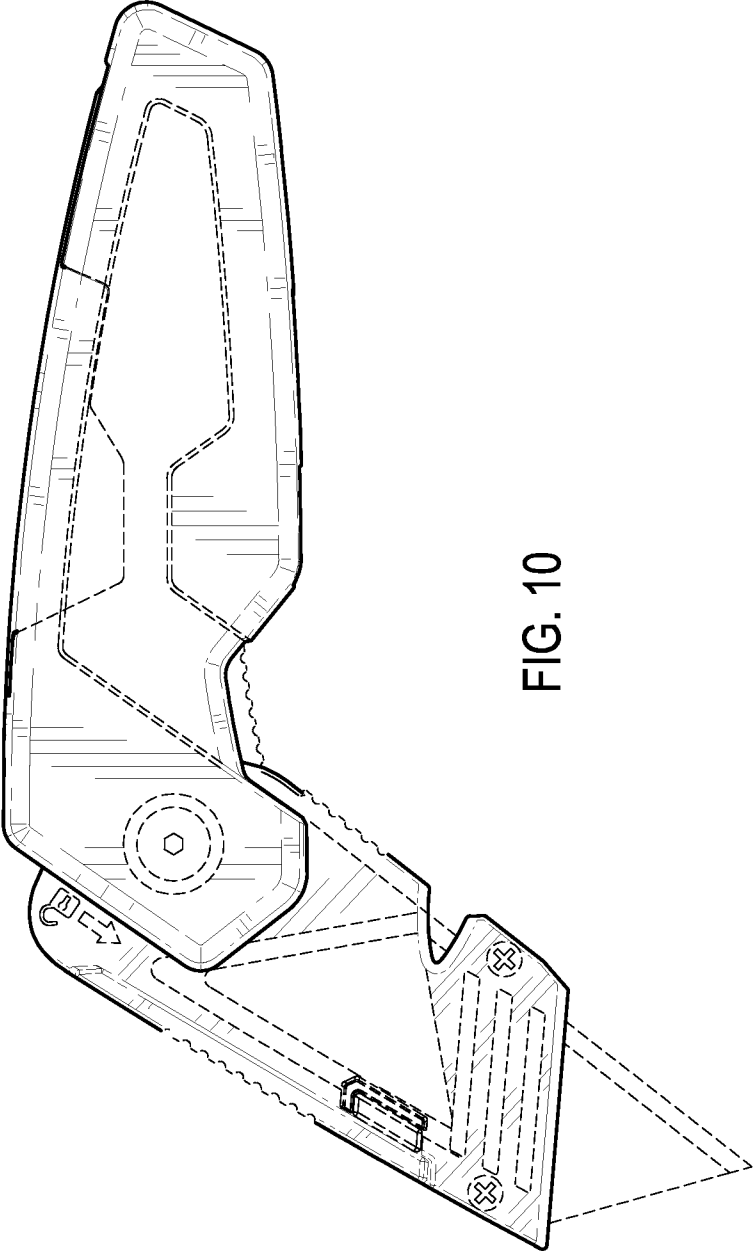


FIG. 10

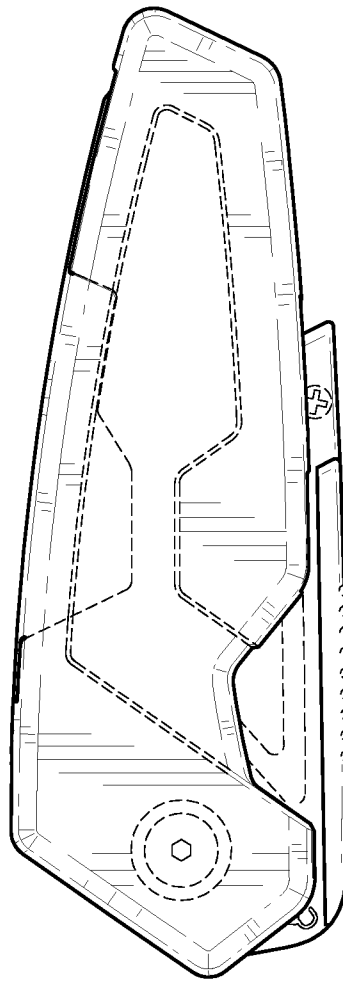


FIG. 11