



US00D550436S

(12) **United States Design Patent** (10) **Patent No.:** **US D550,436 S**
Matis et al. (45) **Date of Patent:** **** Sep. 11, 2007**

(54) **FOOTWEAR SOLE** D468,893 S * 1/2003 Lupo D2/952
D474,876 S * 5/2003 Ortuno Santa D2/952
(75) Inventors: **Clark A. Matis**, Charlotte, VT (US); D481,854 S * 11/2003 Belley et al. D2/953
Trond Sonnergren, Milan (IT) D487,612 S 3/2004 Matis
D496,523 S * 9/2004 Fuerst D2/953
(73) Assignee: **Wolverine World Wide, Inc.**, D506,306 S * 6/2005 Teague D2/960
Rockford, MI (US) D515,790 S * 2/2006 Romano et al. D2/952

(**) Term: **14 Years**

(21) Appl. No.: **29/231,192**

(22) Filed: **Jun. 2, 2005**

(51) **LOC (8) Cl.** **02-04**

(52) **U.S. Cl.** **D2/953; D2/960**

(58) **Field of Classification Search** D2/902,
D2/946-949, 951-960; D12/513, 545, 566,
D12/580, 583, 602; 36/3 B, 22 R, 24.5,
36/25 R, 28, 32 R, 34 R, 67 A, 59 C
See application file for complete search history.

(56) **References Cited**

U.S. PATENT DOCUMENTS

- D52,217 S * 7/1918 Haynes D2/951
- D76,541 S * 10/1928 Hopwood D2/953
- D88,763 S * 12/1932 Fowler D2/953
- D89,936 S * 5/1933 Crossman et al. D2/953
- D113,890 S * 3/1939 Cowen D2/954
- D122,777 S * 10/1940 Laybolt D2/953
- D284,902 S * 8/1986 Lindh D2/952
- D351,054 S * 10/1994 Minkin D2/953
- D360,292 S * 7/1995 Murray D2/951
- D375,615 S * 11/1996 McDonald D2/916
- D403,143 S * 12/1998 Gillespie D2/952
- D412,777 S * 8/1999 Norton et al. D2/947
- D414,921 S * 10/1999 Clarke D2/953
- D416,378 S * 11/1999 McNaught D2/952
- D426,498 S * 6/2000 Ebiko et al. D12/566
- 6,080,033 A * 6/2000 Fladwood et al. 446/26
- D430,387 S * 9/2000 Merceron D2/952
- D447,854 S 9/2001 Rogers
- D460,249 S * 7/2002 Yang D2/959
- D468,083 S * 1/2003 Morais D2/960

OTHER PUBLICATIONS

- Merrell Spring 2005 Catalog, pp. 32, 35.
- Merrell Fall 2001 Catalog, p. 20.
- Merrell Fall 2000 Catalog, p. 27.
- HyTest 1997 Catalog, pp. 64, 65.

* cited by examiner

Primary Examiner—Celia A. Murphy

(74) *Attorney, Agent, or Firm*—Warner Norcross & Judd LLP

(57) **CLAIM**

The ornamental design for footwear sole, as shown and described.

DESCRIPTION

FIG. 1 is a perspective view of the footwear sole embodying the new design;
FIG. 2 is a top plan view thereof;
FIG. 3 is a right side view thereof;
FIG. 4 is a left side view thereof;
FIG. 5 is a front view thereof; and,
FIG. 6 is a rear view thereof.
FIGS. 1-6 show features of an article of footwear in phantom lines. These features are shown for environmental purposes and do not form any part of the claimed design. Further, the phantom lines immediately adjacent the solid-line portions of the design form the boundary of the design, with the phantom lines forming no part of the claimed design.

1 Claim, 4 Drawing Sheets



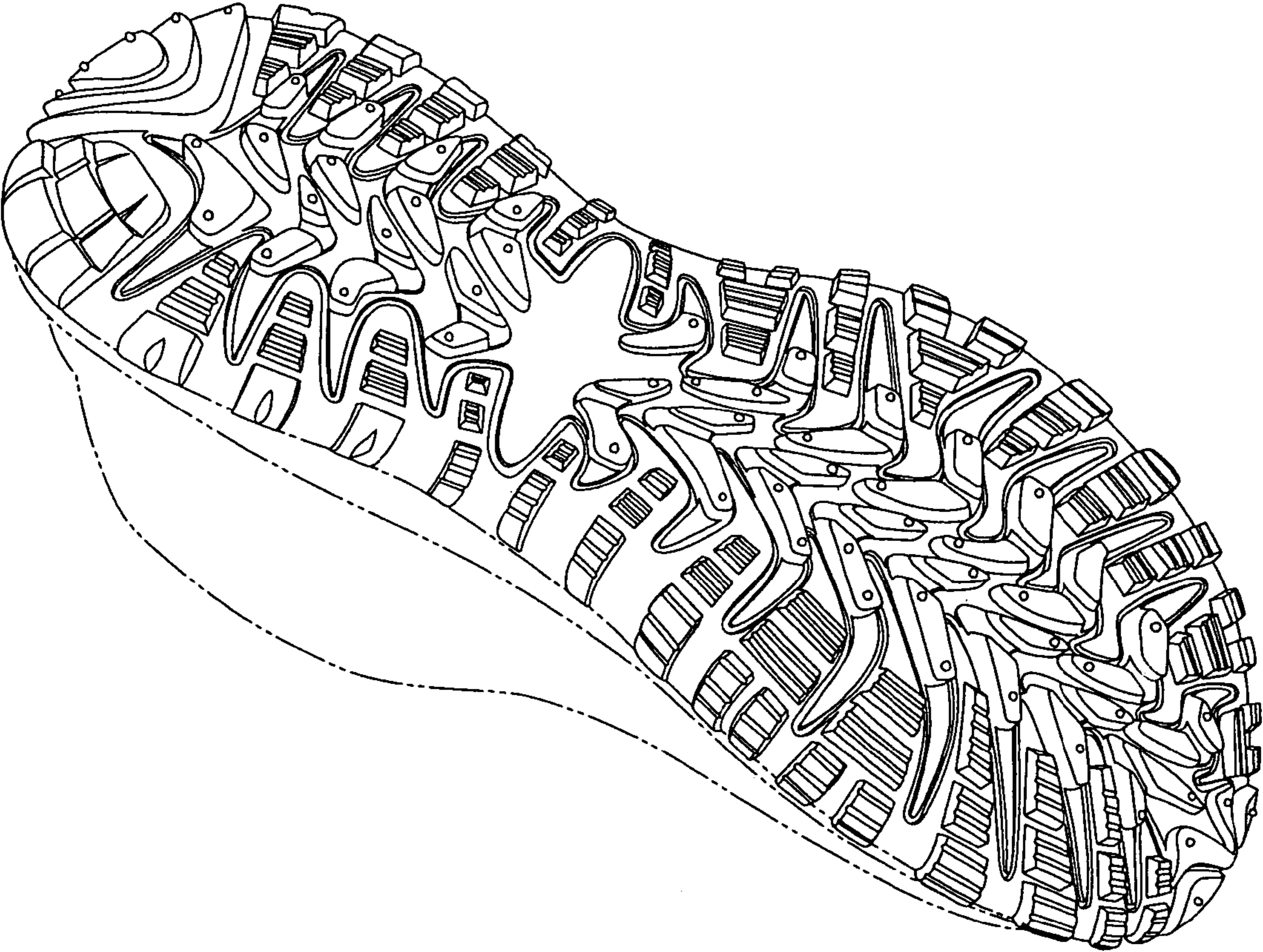


Fig. 1



Fig. 2

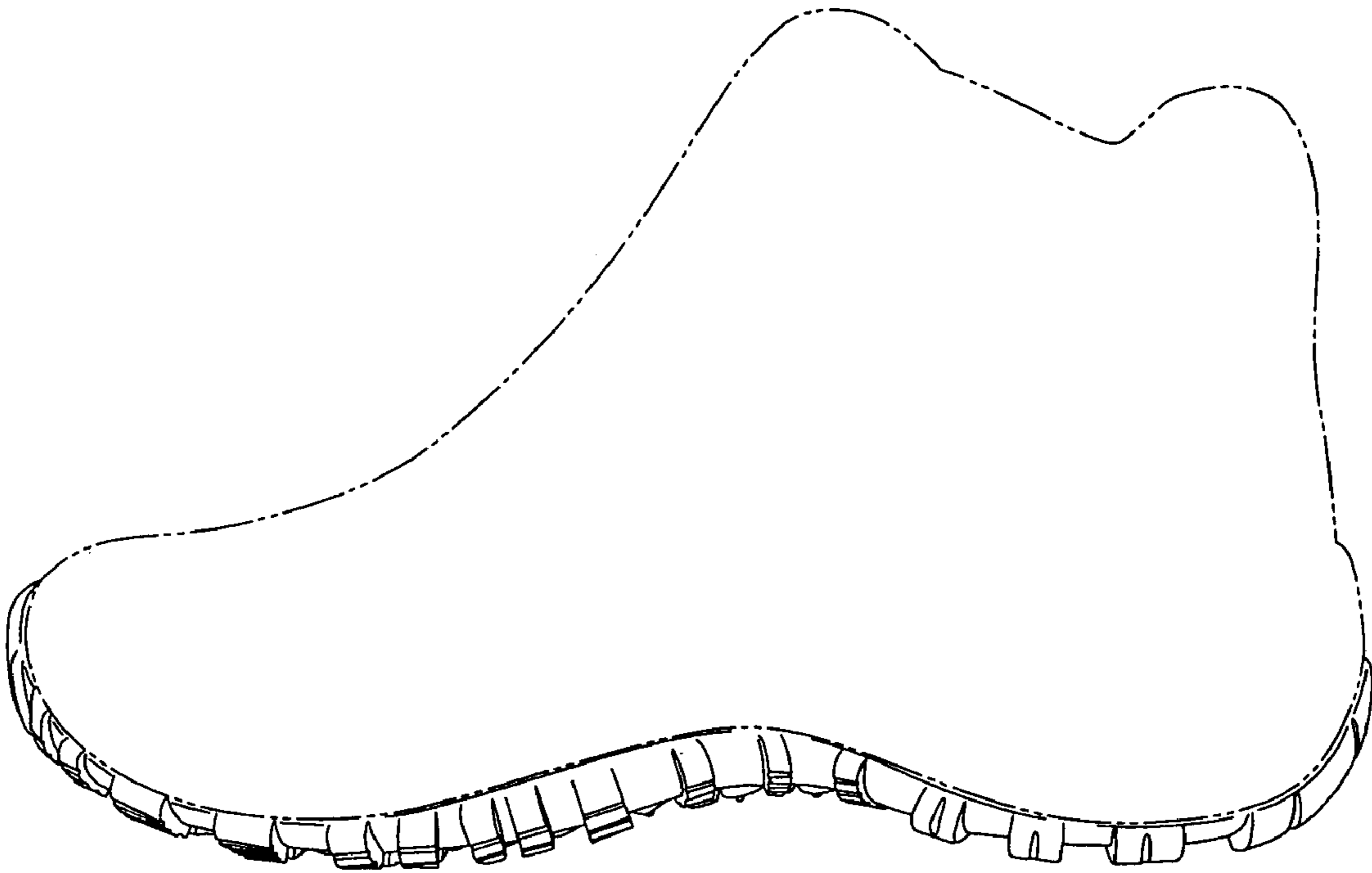


Fig. 3

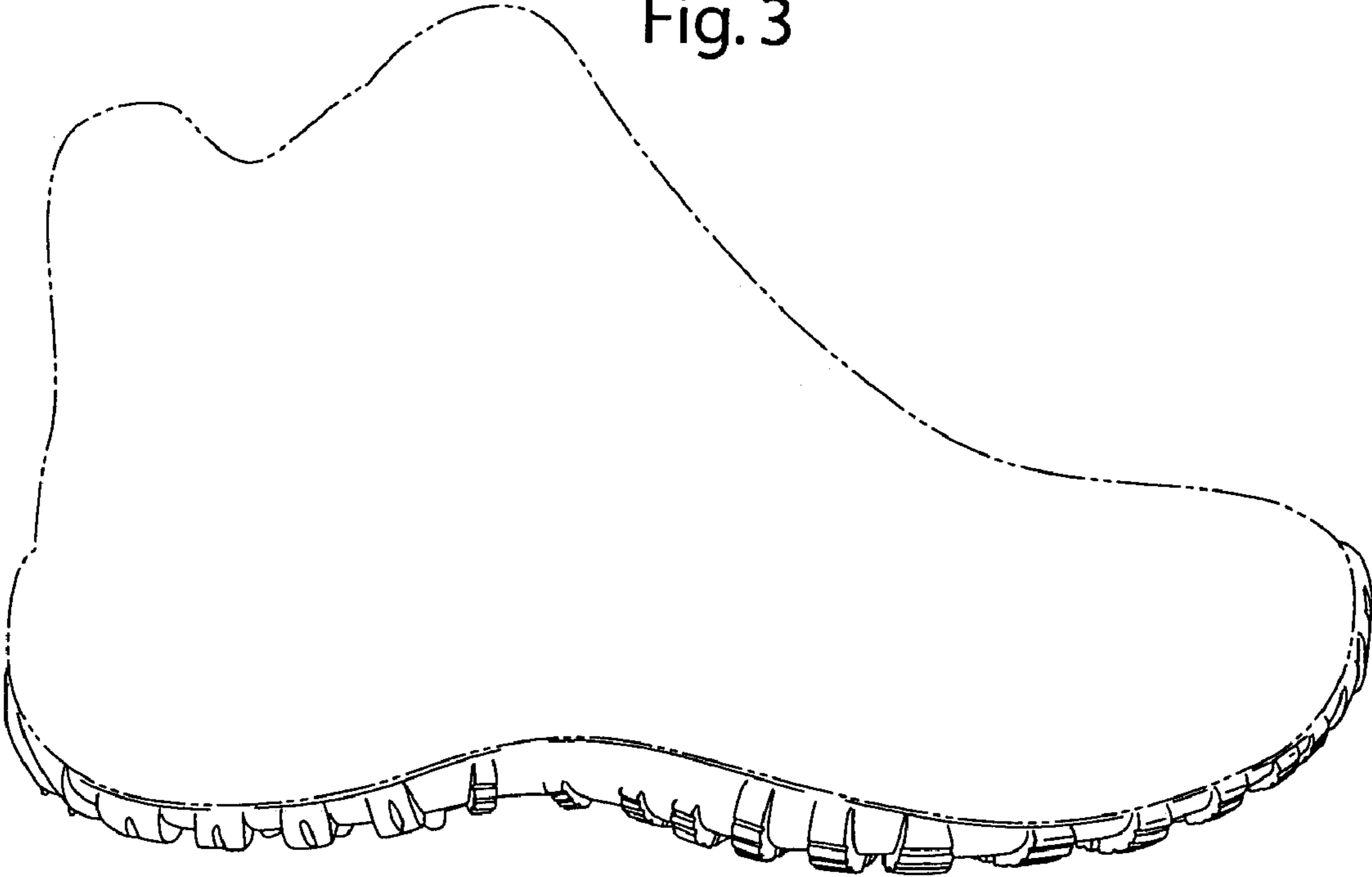


Fig. 4

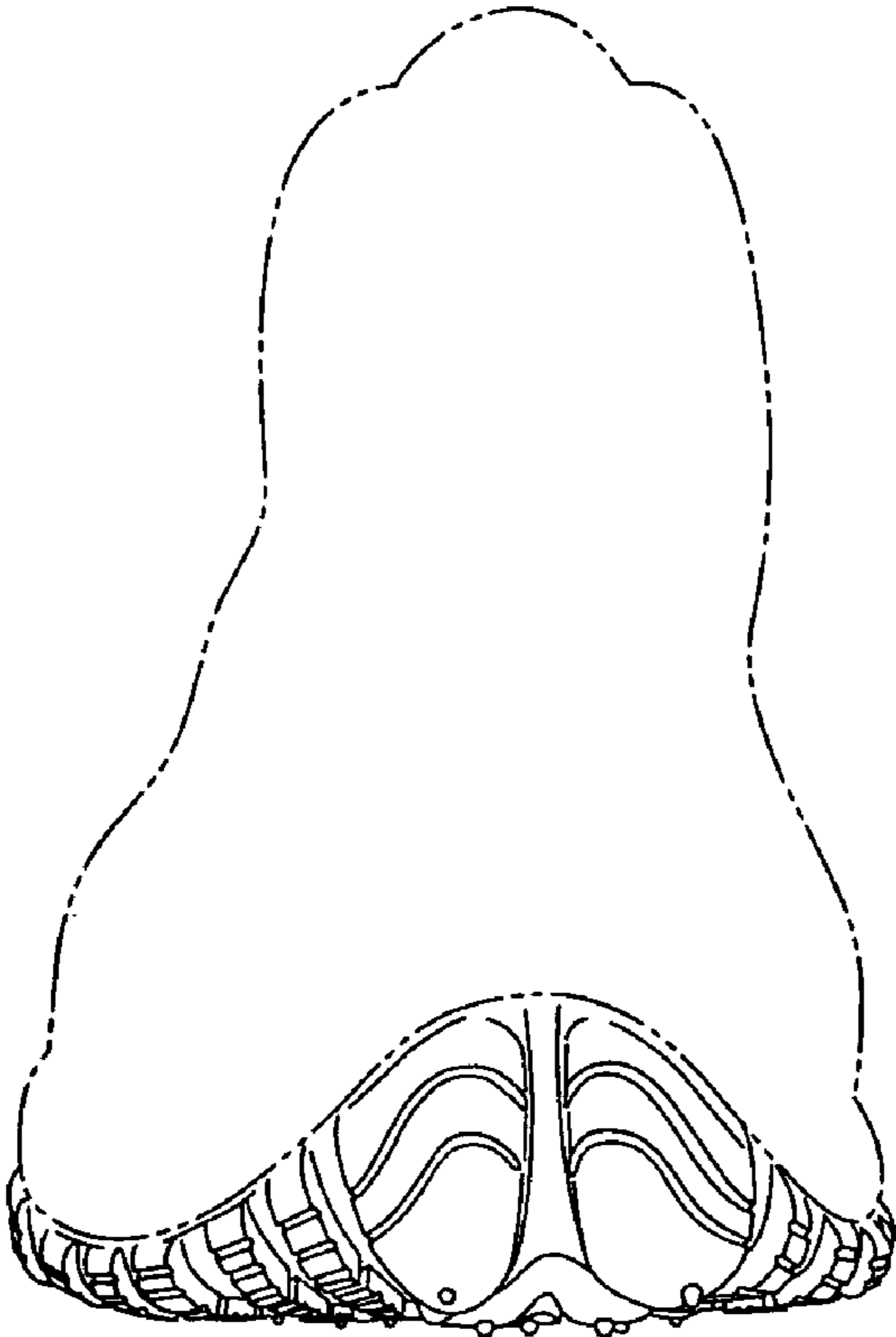


Fig. 5




Fig. 6