



US00D777916S

(12) **United States Design Patent**  
**Kuroda et al.**

(10) **Patent No.:** **US D777,916 S**  
(45) **Date of Patent:** **\*\* Jan. 31, 2017**

(54) **GUIDE WIRE FOR MEDICAL USE**

FOREIGN PATENT DOCUMENTS

(71) Applicant: **Gunze Limited**, Ayabe-shi, Kyoto (JP)

JP 215158 U 1/1990  
JP 2575238 B2 1/1997

(72) Inventors: **Koji Kuroda**, Moriyama (JP); **Makoto Kawahara**, Moriyama (JP)

(Continued)

(73) Assignee: **Gunze Limited**, Ayabe-shi, Kyoto (JP)

OTHER PUBLICATIONS

(\*\*) Term: **14 Years**

Asahi Intecc Co., Ltd.; "Guide Wire for Use with a Catheter"; Aug. 31, 2009.

(21) Appl. No.: **29/516,425**

*Primary Examiner* — Wan Laymon

*Assistant Examiner* — Mark Booker

(22) Filed: **Feb. 2, 2015**

(74) *Attorney, Agent, or Firm* — The Webb Law Firm

(30) **Foreign Application Priority Data**

(57) **CLAIM**

Aug. 6, 2014 (JP) ..... 2014-017108

The ornamental design for a guide wire for medical use, as shown and described.

(51) **LOC (10) Cl.** ..... **24-02**

**DESCRIPTION**

(52) **U.S. Cl.**

USPC ..... **D24/140**

(58) **Field of Classification Search**

USPC .. D24/140, 107, 128, 133, 231, 232; D8/14; 248/302, 303, 304; 600/47, 103, 600/108, 164.13, 264, 585

CPC ..... A61M 25/09; A61M 25/09033; A61M 25/0041; A61M 2025/09175; A61M 2025/09133; A61M 2025/0915; A61M 2025/09083

See application file for complete search history.

FIG. 1 is a front view of a guide wire for medical use, showing our new design; FIG. 2 is a rear view thereof; FIG. 3 is a top view thereof; FIG. 4 is a bottom view thereof; and, FIG. 5 is an enlarged view of a portion thereof defined by area 5-5 shown in FIG. 1.

(56) **References Cited**

U.S. PATENT DOCUMENTS

5,147,317 A 9/1992 Shank et al.  
6,019,737 A \* 2/2000 Murata ..... A61M 25/09 600/585  
6,027,863 A \* 2/2000 Donadio, III ..... A61M 25/0013 216/9  
7,946,999 B2 \* 5/2011 Rooney ..... A61M 25/09 600/585

Right and left side views are omitted because they are plain and unornamental, and form no part of the subject matter of the claimed design.

The portions of the guide wire for medical use shown in broken lines form no part of the claimed design.

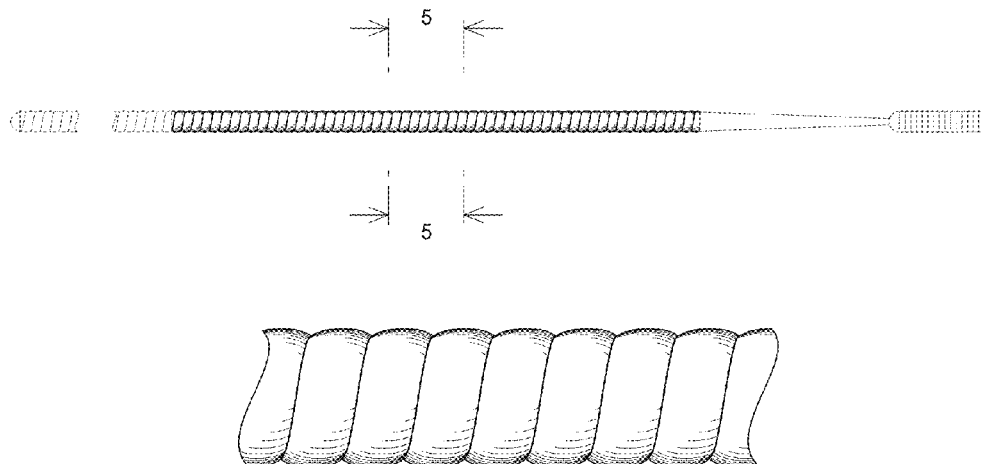
The broken line showing immediately adjacent the shaded areas represents boundaries to the claimed design and forms no part of the claimed design.

The broken away symbols in the drawings indicate that any portion of the article beyond what is shown forms no part of the claimed design.

None of the broken lines form any part of the claimed design.

(Continued)

**1 Claim, 3 Drawing Sheets**



(56)

**References Cited**

U.S. PATENT DOCUMENTS

D741,999 S \* 10/2015 Kanazawa ..... D24/140  
D742,000 S \* 10/2015 Kanazawa ..... D24/140  
2002/0151823 A1\* 10/2002 Miyata ..... A61B 5/6851  
600/585  
2007/0083132 A1\* 4/2007 Sharrow ..... A61M 25/0012  
600/585

FOREIGN PATENT DOCUMENTS

JP 1236745 S 4/2005  
JP 1348154 S 1/2009  
JP 1348155 S 1/2009  
JP 1416854 S 6/2011  
JP 1453479 S 10/2012  
JP 2013198922 A 10/2013  
JP 201473219 A 4/2014  
WO 2014091935 A1 6/2014

\* cited by examiner

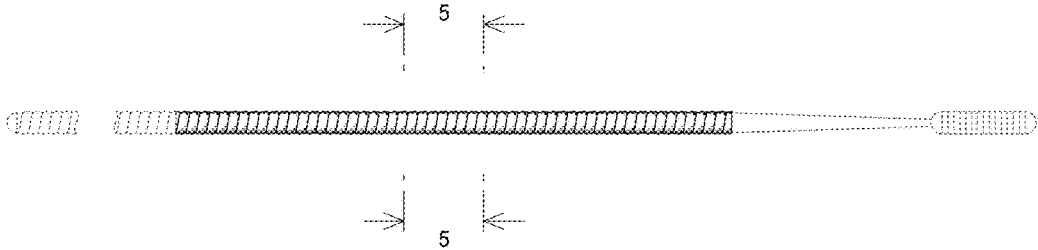


FIG. 1



FIG. 2

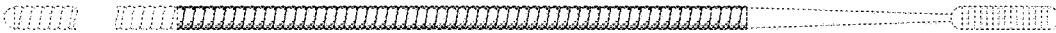


FIG. 3



FIG. 4

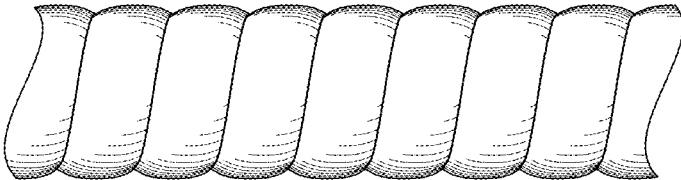


FIG. 5