



(12) **DEMANDE DE BREVET CANADIEN
CANADIAN PATENT APPLICATION**

(13) **A1**

(86) Date de dépôt PCT/PCT Filing Date: 2020/12/18
(87) Date publication PCT/PCT Publication Date: 2021/06/24
(85) Entrée phase nationale/National Entry: 2022/06/02
(86) N° demande PCT/PCT Application No.: IB 2020/062224
(87) N° publication PCT/PCT Publication No.: 2021/124277
(30) Priorité/Priority: 2019/12/20 (US62/951,239)

(51) Cl.Int./Int.Cl. *C07D 413/14* (2006.01),
A61K 31/506 (2006.01), *A61K 31/5377* (2006.01),
A61P 37/00 (2006.01), *C07D 401/14* (2006.01)

(71) Demandeur/Applicant:
NUEVOLUTION A/S, DK

(72) Inventeurs/Inventors:
SCHRODER GLAD, SANNE, DK;
SARVARY, IAN, DK;
GOULIAEV, ALEX HAAHR, DK;
FRANCH, THOMAS, DK;
NIELSEN, SOREN JENSBY, DK;
STASI, LUIGI PIERO, DK

(74) Agent: GOWLING WLG (CANADA) LLP

(54) Titre : COMPOSES ACTIFS VIS-A-VIS DES RECEPTEURS NUCLEAIRES

(54) Title: COMPOUNDS ACTIVE TOWARDS NUCLEAR RECEPTORS

(57) Abrégé/Abstract:

Disclosed are compounds active towards nuclear receptors, pharmaceutical compositions containing the compounds and use of the compounds in therapy.

Date Submitted: 2022/06/02

CA App. No.: 3160522

Abstract:

Disclosed are compounds active towards nuclear receptors, pharmaceutical compositions containing the compounds and use of the compounds in therapy.

COMPOUNDS ACTIVE TOWARDS NUCLEAR RECEPTORS

Cross Reference to Related Applications

This application claims the priority benefit under 35 U.S.C. § 119(e) of U.S. Provisional Patent Application No. 62/951,239, filed December 20, 2019 the disclosure of which is incorporated herein by reference in its entirety.

Field

Aspects and embodiments described herein relate to compounds active towards nuclear receptors, pharmaceutical compositions comprising the compounds, and methods of treating inflammatory, metabolic, oncologic and autoimmune diseases or disorders using the compounds.

Background

Nuclear receptors are a family of transcription factors involved in the regulation of physiological functions, such as cell differentiation, embryonic development, and organ physiology. Nuclear receptors have also been identified as important pathological regulators in diseases such as cancer, diabetes, and autoimmune disorders.

Examples of nuclear receptors include the nuclear retinoic acid receptor-related orphan receptors (RORs). RORs contain four principal domains: an N-terminal A/B domain, a DNA-binding domain, a hinge domain and a ligand binding domain. Binding of ligands to the ligand-binding domain is believed to cause conformational changes in the domain resulting in downstream actions. Different isoforms exist and these isoforms differ in their N-terminal A/B domain only (Jetten, 2009, Nuclear Receptor Signaling).

RORs consist of three members, namely ROR alpha (ROR α or RORa), ROR beta (ROR β or RORb) and ROR gamma (ROR γ or RORc).

ROR α is expressed in many tissues such as cerebellar Purkinje cells, the liver, thymus, skeletal muscle, skin, lung, adipose tissue and kidney. ROR α regulates neuronal cell development, bone metabolism, and arteriosclerosis (Jetten, 2009, Nuclear Receptor Signaling). Additionally, ROR α plays a role in the immune responses, such as in the regulation interleukin (IL) 17A expression in T helper (Th) 17 cells and the function of T regulatory (Treg) cells (Castro PLOS 2017; Malhotra 2018).

ROR β exhibits a restriction pattern of expression limited to certain regions of brain (cerebral cortex, thalamus, hypothalamus and pineal gland) as well as retina (Jetten, 2009, Nuclear Receptor Signaling). ROR β has been related to epilepsy and together with RORa also to bipolar disease (Rudolf 2016; Lai 2015).

ROR γ shows a broad expression pattern and was the most recently discovered of the three members. To date two different protein isoforms have been recorded: ROR γ 1 and ROR γ 2 (ROR γ 2 is also known as ROR γ t). Generally ROR γ is used to describe ROR γ 1 and/or ROR γ t. ROR γ 1 is expressed in many tissues and is predominantly expressed in the kidneys, liver, and skeletal muscle. In contrast, expression of ROR γ t is restricted to some cell types of the immune

system and to lymphoid organs such as the thymus and secondary lymphoid tissues (Hirose 1994; Jetten, 2009, Nuclear Receptor Signaling).

ROR γ t has been identified as a key regulator of Th17 cell differentiation and IL-17 production by $\gamma\delta$ T cells, Th17 cells, T cytotoxic (Tc) 17 cells and innate lymphoid cells type 3 (ILC3) cells (Gaffen 2014). Th17 cells are a subset of T helper cells which preferentially produce the cytokines IL-17A, IL-17F, IL-21 and IL-22 (Castro PLOS 2017). T cells lacking ROR γ t failed to differentiate into Th17 cells even under Th17-polarizing culture conditions, while over-expression of ROR γ t in naïve CD4⁺ T cells was sufficient to accelerate the expression of Th17-related cytokines and chemokines (Gaffen 2014, Nat Rev Immunol; Yang 2014, Trend Pharmacol Sci). IL-23 is a vital checkpoint in the generation, maintenance and activation of pathogenic Th17 cells. In response to IL-23 signals, ROR γ t cooperates with a network of transcription factors (STAT3, IRF4 and BATF) to initiate the complete differentiation program of Th17 cells (Gaffen 2014, Nat Rev Immunol).

Th17 cells and IL-17 immune response have been shown to be associated with the pathology of many human inflammatory and autoimmune disorders. Therapeutic strategies targeting the IL-23–IL-17 axis are being developed in many autoimmune diseases, and some of them have already demonstrated to provide clinical efficacy some diseases (Patel 2015; Krueger 2018 Exp Dermatol) .

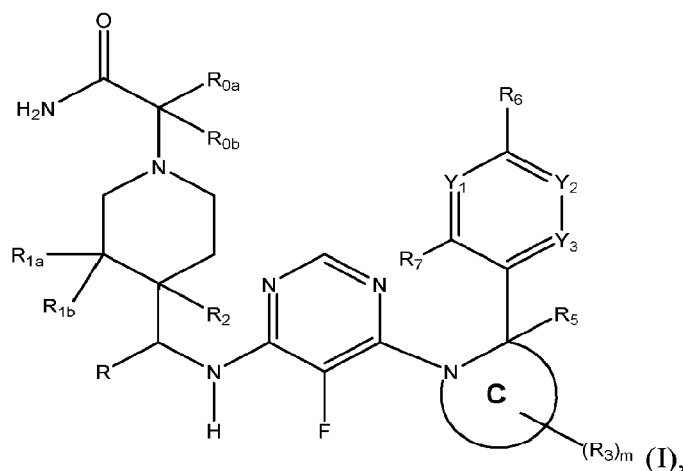
There is thus evidence that ROR α , ROR β and ROR γ play a role in the pathogenesis of many diseases.

It would be desirable to provide compounds that modulate the activity of ROR α and/or ROR γ for use in treating inflammatory, metabolic and autoimmune diseases.

WO2016020288 and WO2016020295 describe compounds that modulate the activity or RORgamma receptors. However, a need still exists for potent RORgamma modulators having improved physico-chemical properties.

Summary

In one aspect provided herein are compounds of Formula (I)



a stereoisomer thereof, or a pharmaceutically acceptable salt of the compound or stereoisomer, wherein:

Y_1 , Y_2 and Y_3 are independently $-N-$ or $-CR_8-$;

5 m is independently selected from 0, 1, and 2;

R is selected from the group consisting of hydrogen, C_{1-6} alkyl and C_{1-4} hydroxyalkyl;

R_{0a} and R_{0b} independently are selected from the group consisting of hydrogen, C_{1-4} alkyl, C_{1-4} hydroxyalkyl, and C_{1-4} haloalkyl;

10 R_{1a} and R_{1b} are independently selected from the group consisting of hydrogen, hydroxyl, halogen, amino, C_{1-4} alkyl, C_{1-4} hydroxyalkyl, and C_{1-4} haloalkyl;

R_2 is selected from the group consisting of hydrogen, hydroxyl, amino, cyano, halogen, C_{1-4} alkyl, C_{1-4} haloalkyl, C_{1-4} hydroxyalkyl, $-C(=O)NH_2$, $-C(=O)OH$, $-C(=O)O-C_{1-4}$ alkyl, and substituted or unsubstituted heteroaryl;

15 Ring C is a 3 to 10 membered heteroalicyclic ring system containing 0, 1, or 2 heteroatoms independently selected from N, O and S in addition to one N atom shown in the C ring in the compound of Formula I;

Each R_3 is independently selected from the group consisting of hydrogen, halogen, hydroxyl, C_{1-4} alkyl, C_{1-4} haloalkyl, C_{1-4} hydroxyalkyl; and C_{1-4} hydroxyhaloalkyl;

R_5 is absent, hydrogen or C_{1-4} alkyl;

20 R_6 is selected from the group consisting of hydrogen, $-CN$, halogen, C_{1-4} alkyl, C_{1-4} haloalkyl, C_{1-4} hydroxyalkyl, C_{1-4} hydroxyhaloalkyl, C_{1-4} alkoxy, C_{1-4} haloalkoxy, substituted or unsubstituted heteroaryl;

R_7 is selected from the group consisting of hydrogen, hydroxyl, $-CN$, halogen, C_{1-4} alkyl, C_{1-4} haloalkyl, C_{1-4} hydroxyalkyl, C_{1-4} alkoxy, C_{1-4} haloalkoxy;

each R₈ is independently selected from the group consisting of hydrogen, hydroxyl, -CN, halogen, C₁₋₄ alkyl, C₁₋₄ haloalkyl, C₁₋₄ hydroxyalkyl, C₁₋₄ alkoxy, and C₁₋₄ haloalkoxy; and whenever R₇ is hydrogen and each R₈ present is hydrogen, then R₆ is selected from the group consisting of -CN, halogen, C₁₋₄ alkyl, C₁₋₄ haloalkyl, C₁₋₄ hydroxyalkyl, C₁₋₄

5 hydroxyhaloalkyl, C₁₋₄ alkoxy, C₁₋₄ haloalkoxy, substituted or unsubstituted heteroaryl, and wherein when substituted, a heteroaryl is substituted with 1 to 3 groups independently selected from the group consisting of C₁₋₄ alkyl, C₁₋₄ hydroxyalkyl, C₂₋₄ alkenyl, C₂₋₄ alkynyl, hydroxy, C₁₋₄ alkoxy, cyano, halogen, C₁₋₄ haloalkyl, C₁₋₄ haloalkoxy and C₁₋₆ hydroxyhaloalkyl.

10 In one aspect provided herein are pharmaceutical compositions comprising a compound of Formula (I) or a stereoisomer thereof, or a pharmaceutically acceptable salt of the compound or stereoisomer of Formula (I) and at least one pharmaceutical acceptable excipient.

In one aspect provided herein are compounds of Formula (I) or a stereoisomer thereof, or a pharmaceutically acceptable salt of the compound or stereoisomer of Formula (I), or pharmaceutical compositions thereof for use in treatment and/or prevention of a disease or disorder or a symptom thereof selected from the group consisting of asthma, acne, chronic obstructive pulmonary disease (COPD), bronchitis, atherosclerosis, helicobacter pylori infection, allergic diseases including allergic rhinitis, allergic conjunctivitis and uveitis, sprue and food allergy, atopic dermatitis, lichen planus, cystic fibrosis, lung allograft rejection, multiple sclerosis, rheumatoid arthritis, juvenile idiopathic arthritis, osteoarthritis, ankylosing spondylitis, psoriasis, psoriatic arthritis, ichthyoses, bullous diseases, hidradenitis suppurativa, steatosis, steatohepatitis, non-alcoholic fatty liver disease (NAFLD), non-alcoholic steatohepatitis (NASH), lupus erythematosus, Hashimoto's disease, pancreatitis, autoimmune diabetes, autoimmune ocular disease, ulcerative colitis, colitis, Crohn's disease, inflammatory bowel disease (IBD), inflammatory bowel syndrome (IBS), Sjogren's syndrome, optic neuritis, type I diabetes, neuromyelitis optica, Myasthenia Gravis, Guillain-Barre syndrome, Graves' disease, scleritis, obesity, obesity-induced insulin resistance, type II diabetes, and cancer.

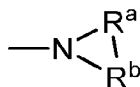
30 Further, advantageous features of various embodiments are defined in the dependent claims and within the detailed description below.

Detailed description of preferred embodiments

Definitions

Unless defined otherwise, all technical and scientific terms used herein have the same meaning as is commonly understood by one of ordinary skill in the art. All patents, applications, published applications and other publications referenced herein are incorporated by reference in their entirety. In the event that there are a plurality of definitions for a term herein, those in this section prevail unless stated otherwise.

As used herein, any “R” group(s) such as, without limitation, R, R₁, R₂, R₃, R₄, R₅, R₆, R₇, R₈, R₉, and R₁₀, represent substituents that can be attached to the indicated atom. Examples of R groups includes but is not limited to hydrogen, hydroxy, alkyl, alkenyl, alkynyl, alkoxy, cycloalkyl, cycloalkenyl, cycloalkynyl, aryl, heteroaryl, and heteroalicycyl. If two “R” groups are covalently bonded to the same atom or to adjacent atoms, then they may be “taken together” or “combined” as defined herein to form a cycloalkyl, aryl, heteroaryl or heteroalicycyl group. For example, without limitation, if R_a and R_b of an NR_aR_b group are indicated to be “taken together” or “combined”, it means that they are covalently bonded to one another at their terminal atoms to form a ring that includes the nitrogen:



As readily recognized by the skilled person, any given group disclosed herein may comprise further hydrogen(s) than the one(s) provided by a R-group, being hydrogen, attached to the group.

Whenever a group is described as being “unsubstituted or substituted,” if substituted, the substituent(s) (which may be present one or more times, such as 1, 2, 3 or 4 times) are independently selected from alkyl, alkenyl, alkynyl, cycloalkyl, cycloalkenyl, cycloalkynyl, aryl, heteroaryl, heteroalicycyl, aralkyl, heteroaralkyl, (heteroalicycyl)alkyl, hydroxy, oxo, alkoxy, aryloxy, acyl, ester, O-carboxy, mercapto, alkylthio, arylthio, cyano, halogen, carbonyl, thiocarbonyl, C-amido, N-amido, S-sulfonamido, N-sulfonamido, nitro, silyl, sulfenyl, sulfinyl, sulfonyl, haloalkyl, hydroxyalkyl, haloalkoxy, trihalomethanesulfonyl, trihalomethanesulfonamido, and amino, including mono- and di-substituted amino groups, and the protected derivatives thereof. When a substituent on a group is deemed to be “substituted,” the substituent itself is substituted with one or more of the indicated substituents. When the referenced substituent is substituted, it is meant that one or more hydrogen atoms on the referenced substituent may be replaced with a group(s) individually and independently selected from alkyl, alkenyl, alkynyl, cycloalkyl, cycloalkenyl, cycloalkynyl, aryl, heteroaryl, heteroalicycyl, aralkyl, heteroaralkyl, (heteroalicycyl)alkyl, hydroxy, oxo, alkoxy, aryloxy,

acyl, ester, O-carboxy, mercapto, alkylthio, arylthio, cyano, halogen, carbonyl, thiocarbonyl, C-amido, N-amido, S-sulfonamido, N-sulfonamido, nitro, silyl, sulfenyl, sulfinyl, sulfonyl, haloalkyl, hydroxyalkyl, haloalkoxy, trihalomethanesulfonyl, trihalomethanesulfonamido, and amino, including mono- and di-substituted amino groups, and the protected derivatives thereof.

5 The protecting groups that may form the protective derivatives of the above substituents are known to those of skill in the art and may be found in references Greene and Wuts, *Protective Groups in Organic Synthesis*, 3rd Ed., John Wiley & Sons, New York, NY, 1999, which is hereby incorporated by reference in its entirety.

As used herein, “C_m to C_n,” “C_m-C_n” or “C_{m-n}” in which “m” and “n” are integers refers
10 to the number of carbon atoms in the relevant group. That is, the group can contain from “m” to “n”, inclusive, carbon atoms. Thus, for example, a “C₁ to C₆ alkyl” group refers to all alkyl groups having from 1 to 6 carbons, that is, CH₃-, CH₃CH₂-, CH₃CH₂CH₂-, (CH₃)₂CH-, CH₃CH₂CH₂CH₂-, CH₃CH₂CH(CH₃)-, CH₃CH(CH₃)₃CH₂-, CH₃CH(CH₃)₃CH₂- and (CH₃)₃C-. If no “m” and “n” are designated with regard to a group, the broadest range described in these
15 definitions is to be assumed.

As used herein, “alkyl” refers to a straight or branched hydrocarbon chain group that is fully saturated (no double or triple bonds). The alkyl group may have 1 to 20 carbon atoms (whenever it appears herein, a numerical range such as “1 to 20” refers to each integer in the given range; *e.g.*, “1 to 20 carbon atoms” means that the alkyl group may consist of 1 carbon
20 atom, 2 carbon atoms, 3 carbon atoms, *etc.*, up to and including 20 carbon atoms, although the present definition also covers the occurrence of the term “alkyl” where no numerical range is designated). The alkyl group may also be a medium size alkyl having 1 to 10 carbon atoms, such as “C₁₋₆”. The alkyl group could also be a lower alkyl having 1 to 4 carbon atoms. The alkyl group of the compounds may be designated as “C₁-C₄ alkyl,” “C₁₋₄ alkyl” or similar
25 designations. By way of example only, “C₁-C₄ alkyl” or “C₁₋₄ alkyl” indicates that there are one to four carbon atoms in the alkyl chain, *i.e.*, the alkyl chain is selected from the group consisting of methyl, ethyl, propyl, iso-propyl, n-butyl, iso-butyl, sec-butyl, and t-butyl. Typical alkyl groups include, but are in no way limited to, methyl, ethyl, propyl, isopropyl, butyl, isobutyl, tertiary butyl, pentyl, hexyl, and the like. When substituted, the substituent
30 group(s) is(are) one or more group(s) individually and independently selected from alkenyl, alkynyl, cycloalkyl, cycloalkenyl, cycloalkynyl, aryl, heteroaryl, heteroalicyclic, aralkyl, heteroaralkyl, (heteroalicyclic)alkyl, hydroxy, oxo, alkoxy, aryloxy, acyl, ester, O-carboxy, mercapto, alkylthio, arylthio, cyano, halogen, carbonyl, thiocarbonyl, C-amido, N-amido, S-sulfonamido, N-sulfonamido, nitro, silyl, sulfenyl, sulfinyl, sulfonyl, haloalkyl, hydroxyalkyl,

haloalkoxy, trihalomethanesulfonyl, trihalomethanesulfonamido, and amino, including mono- and di-substituted amino groups, and the protected derivatives thereof.

As used herein, “alkenyl” refers to an alkyl group that contains in the straight or branched hydrocarbon chain one or more double bonds. If more than one double bond is present, the double bonds may be conjugated or not conjugated. The alkenyl group may have 2 to 20 carbon atoms (whenever it appears herein, a numerical range such as “2 to 20” refers to each integer in the given range; *e.g.*, “2 to 20 carbon atoms” means that the alkenyl group may consist of 2 carbon atoms, 3 carbon atoms, 4 carbon atoms, *etc.*, up to and including 20 carbon atoms, although the present definition also covers the occurrence of the term “alkenyl” where no numerical range is designated). When substituted, the substituent group(s) is(are) one or more group(s) individually and independently selected from alkyl, alkenyl, alkynyl, cycloalkyl, cycloalkenyl, cycloalkynyl, aryl, heteroaryl, heteroalicyclic, aralkyl, heteroaralkyl, (heteroalicyclic)alkyl, hydroxy, oxo, alkoxy, mercapto, alkylthio, cyano, halogen, nitro, haloalkyl, hydroxyalkyl, haloalkoxy, and amino, including mono- and di-substituted amino groups, and the protected derivatives thereof.

As used herein, “alkynyl” refers to an alkyl group that contains in the straight or branched hydrocarbon chain one or more triple bonds. The alkynyl group may have 2 to 20 carbon atoms (whenever it appears herein, a numerical range such as “2 to 20” refers to each integer in the given range; *e.g.*, “2 to 20 carbon atoms” means that the alkynyl group may consist of 2 carbon atoms, 3 carbon atoms, 4 carbon atoms, *etc.*, up to and including 20 carbon atoms, although the present definition also covers the occurrence of the term “alkynyl” where no numerical range is designated). An alkynyl group may be unsubstituted or substituted. When substituted, the substituent(s) may be selected from the same groups disclosed above with regard to alkenyl group substitution.

As used herein, “hetero” may be attached to a group and refers to one or more carbon atom(s) and the associated hydrogen atom(s) in the attached group have been independently replaced with the same or different heteroatoms selected from nitrogen, oxygen, phosphorus and sulfur.

As used herein, “heteroalkyl,” by itself or in combination with another term, refers to a straight or branched alkyl group consisting of the stated number of carbon atoms, where one or more carbon atom(s), such as 1, 2, 3 or 4 carbon atom(s), and the associated hydrogen atom(s) have been independently replaced with the same or different heteroatoms selected from nitrogen, oxygen and sulfur. The carbon atom(s) being replaced may be in the middle or at the end of the alkyl group. Examples of heteroalkyl include C₁₋₆ heteroalkyl wherein one or more

of the carbon atom(s) has been replaced by a heteroatom selected from the group consisting of nitrogen, oxygen and sulfur, examples are, -S-alkyl, -O-alkyl, -NH-alkyl, -alkylene-O-alkyl, etc. A heteroalkyl may be substituted.

As used herein, “aryl” refers to a carbocyclic (all carbon) ring or two or more fused rings (rings that share two adjacent carbon atoms) that have a fully delocalized pi-electron system. In some embodiments described herein the aryl group is a C₁₋₁₀ aryl, which may be substituted or unsubstituted. Examples of aryl groups include, but are not limited to, benzene, naphthalene and azulene. An aryl group may be substituted. When substituted, hydrogen atoms are replaced by substituent group(s) that is(are) one or more group(s) independently selected from alkyl, alkenyl, alkynyl, cycloalkyl, cycloalkenyl, cycloalkynyl, aryl, heteroaryl, heteroalicycyl, aralkyl, heteroaralkyl, (heteroalicycyl)alkyl, hydroxy, oxo, alkoxy, aryloxy, acyl, ester, O-carboxy, mercapto, alkylthio, arylthio, cyano, halogen, carbonyl, thiocarbonyl, C-amido, N-amido, S-sulfonamido, N-sulfonamido, nitro, silyl, sulfenyl, sulfinyl, sulfonyl, haloalkyl, hydroxyalkyl, haloalkoxy, trihalomethanesulfonyl, trihalomethanesulfonamido, and amino, including mono- and di-substituted amino groups, and the protected derivatives thereof. When substituted, substituents on an aryl group may form a non-aromatic ring fused to the aryl group, including a cycloalkyl, cycloalkenyl, cycloalkynyl, and heterocyclyl.

As used herein, “heteroaryl” refers to a monocyclic or polycyclic aromatic ring system (a ring system with fully delocalized pi-electron system), in which at least one of the atoms in the ring system is a heteroatom, that is, an element other than carbon, including but not limited to, nitrogen, oxygen and sulfur. In some embodiments described herein the heteroaryl includes, but is not limited to, C₆₋₁₀ heteroaryl, wherein one to four carbon atoms is/are replaced by one to four heteroatoms independently selected from the group consisting of nitrogen, oxygen and sulfur. Examples of monocyclic “heteroaryl” include, but are not limited to, furan, thiophene, phthalazine, pyrrole, oxazole, oxadiazole, thiazole, imidazole, pyrazole, isoxazole, isothiazole, triazole, thiadiazole, pyridine, pyridazine, pyrimidine, pyrazine, tetrazole, and triazine. Examples of polycyclic “heteroaryl” include, but are not limited to, quinoline, isoquinoline, quinazoline, quinoxaline, indole, purines, benzofuran, benzothiophene, benzopyranones (e.g. coumarin, chromone, and isocoumarin). A heteroaryl may be substituted. When substituted, hydrogen atoms are replaced by substituent group(s) that is(are) one or more group(s) independently selected from alkyl, alkenyl, alkynyl, cycloalkyl, cycloalkenyl, cycloalkynyl, aryl, heteroaryl, heteroalicycyl, aralkyl, heteroaralkyl, (heteroalicycyl)alkyl, hydroxy, oxo, alkoxy, aryloxy, acyl, ester, O-carboxy, mercapto, alkylthio, arylthio, cyano, halogen, carbonyl, thiocarbonyl, C-amido, N-amido, S-sulfonamido, N-sulfonamido, nitro, silyl,

sulfenyl, sulfinyl, sulfonyl, haloalkyl, hydroxyalkyl, haloalkoxy, trihalomethanesulfonyl, trihalomethanesulfonamido, and amino, including mono- and di-substituted amino groups, and the protected derivatives thereof. When substituted, substituents on a heteroaryl group may form a non-aromatic ring fused to the aryl group, including a cycloalkyl, cycloalkenyl, cycloalkynyl, and heterocyclyl.

An “aralkyl” or “aryalkyl” is an aryl group connected, as a substituent, via an alkylene group. The alkylene and aryl group of an aralkyl may be substituted. Examples include but are not limited to benzyl, substituted benzyl, 2-phenylethyl, 3-phenylpropyl, and naphthylalkyl. In some cases, the alkylene group is a lower alkylene group.

A “heteroaralkyl” or “heteroaryalkyl” is heteroaryl group connected, as a substituent, via an alkylene group. The alkylene and heteroaryl group of heteroaralkyl may be substituted. Examples include but are not limited to 2-thienylmethyl, 3-thienylmethyl, furylmethyl, thienylethyl, pyrrolylalkyl, pyridylalkyl, isoxazolylalkyl, pyrazolylalkyl and imidazolylalkyl, and their substituted as well as benzo-fused analogs. In some cases, the alkylene group is a lower alkylene group.

An “alkylene” is a straight-chained tethering group, forming bonds to connect molecular fragments via their terminal carbon atoms. The alkylene may have 1 to 20 carbon atoms. The alkylene may also be a medium size alkylene having 1 to 10 carbon atoms, such as “C₁₋₆”. The alkylene could also be a lower alkylene having 1 to 4 carbon atoms. The alkylene may be designated as “C₁-C₄ alkylene”, “C₁₋₄ alkylene” or similar designations. Non-limiting examples include, methylene (-CH₂-), ethylene (-CH₂CH₂-), propylene (-CH₂CH₂CH₂-), and butylene (-(CH₂)₄-) groups. In the case of methylene, the two connected fragments are connected to the same carbon atom. A lower alkylene group may be substituted.

As used herein, “heteroalkylene” by itself or in combination with another term refers to an alkylene group consisting of the stated number of carbon atoms in which one or more of the carbon atoms, such as 1, 2, 3 or 4 carbon atom(s), are independently replaced with the same or different heteroatoms selected from oxygen, sulfur and nitrogen. Examples of heteroalkylene include, but not limited to -CH₂-O-, -CH₂-CH₂-O-, -CH₂-CH₂-CH₂-O-, -CH₂-NH-, -CH₂-CH₂-NH-, -CH₂-CH₂-CH₂-NH-, -CH₂-CH₂-NH-CH₂-, -O-CH₂-CH₂-O-CH₂-CH₂-O-, -O-CH₂-CH₂-O-CH₂-CH₂-, and the like.

As used herein, “alkylidene” refers to a divalent group, such as =CR'R'', which is attached to one carbon of another group, forming a double bond. Alkylidene groups include, but are not limited to, methylenidene (=CH₂) and ethylenidene (=CHCH₃). As used herein,

“arylalkylidene” refers to an alkylidene group in which either R' or R'' is an aryl group. An alkylidene group may be substituted.

As used herein, “alkoxy” refers to the group –OR wherein R is an alkyl, e.g. methoxy, ethoxy, n-propoxy, cyclopropoxy, 1-methylethoxy (isopropoxy), n-butoxy, iso-butoxy, sec-
5 butoxy, tert-butoxy, amoxy, tert-amoxy and the like. An alkoxy may be substituted.

As used herein, “alkylthio” refers to the formula –SR wherein R is an alkyl is defined as above, e.g. methylmercapto, ethylmercapto, n-propylmercapto, 1-methylethylmercapto (isopropylmercapto), n-butylmercapto, iso-butylmercapto, sec-butylmercapto, tert-butylmercapto, and the like. An alkylthio may be substituted.

10 As used herein, “aryloxy” and “arylthio” refers to RO- and RS-, in which R is an aryl as defined above, e.g., phenoxy, naphthalenyloxy, azulenyloxy, anthracenyloxy, naphthalenylthio, phenylthio and the like. Both an aryloxy and arylthio may be substituted.

As used herein, “alkenyloxy” refers to the formula –OR wherein R is an alkenyl as defined above, e.g., vinyloxy, propenyloxy, n-butenyloxy, iso-butenyloxy, sec-pentenyl-
15 tert-pentenyl, and the like. The alkenyloxy may be substituted.

As used herein, “acyl” refers to a hydrogen, alkyl, alkenyl, alkynyl, or aryl connected, as substituents, via a carbonyl group. Examples include formyl, acetyl, propanoyl, benzoyl, and acryl. An acyl may be substituted.

As used herein, “cycloalkyl” refers to a completely saturated (no double bonds) mono-
20 or multi- cyclic hydrocarbon ring system. When composed of two or more rings, the rings may be joined together in a fused, bridged or spiro-connected fashion. Cycloalkyl groups may range from C₃ to C₁₀, such as from C₃ to C₆. A cycloalkyl group may be unsubstituted or substituted. Typical cycloalkyl groups include, but are in no way limited to, cyclopropyl, cyclobutyl, cyclopentyl, cyclohexyl, and the like. If substituted, the substituent(s) may be an alkyl or
25 selected from those indicated above with regard to substitution of an alkyl group unless otherwise indicated. When substituted, substituents on a cycloalkyl group may form an aromatic ring fused to the cycloalkyl group, including an aryl and a heteroaryl.

As used herein, “cycloalkenyl” refers to a cycloalkyl group that contains one or more double bonds in the ring although, if there is more than one, they cannot form a fully
30 delocalized pi-electron system in the ring (otherwise the group would be “aryl,” as defined herein). When composed of two or more rings, the rings may be connected together in a fused, bridged or spiro-connected fashion. Cycloalkenyl groups may range from C₃ to C₁₀, such as from C₃ to C₈ or from C₅ to C₁₀. For example, C₃₋₈ cycloalkenyl includes C₄₋₈ cycloalkenyl, C₅₋₈ cycloalkenyl or C₆₋₈ cycloalkenyl. A cycloalkenyl group may be unsubstituted or substituted.

When substituted, the substituent(s) may be an alkyl or selected from the groups disclosed above with regard to alkyl group substitution unless otherwise indicated. When substituted, substituents on a cycloalkenyl group may form an aromatic ring fused to the cycloalkenyl group, including an aryl and a heteroaryl.

As used herein, "cycloalkynyl" refers to a cycloalkyl group that contains one or more triple bonds in the ring. When composed of two or more rings, the rings may be joined together in a fused, bridged or spiro-connected fashion. Cycloalkynyl groups may range from C₈ to C₁₂. A cycloalkynyl group may be unsubstituted or substituted. When substituted, the substituent(s) may be an alkyl or selected from the groups disclosed above with regard to alkyl group substitution unless otherwise indicated. When substituted, substituents on a cycloalkynyl group may form an aromatic ring fused to the cycloalkynyl group, including an aryl and a heteroaryl.

As used herein, "heteroalicyclic" or "heteroalicycyl" refers to a 3- to 18 membered ring which consists of carbon atoms and from one to five heteroatoms selected from the group consisting of nitrogen, oxygen and sulfur. The heteroalicyclic or heteroalicycyl groups may range from C₂ to C₁₀, in some embodiments it may range from C₂ to C₉, and in other embodiments it may range from C₂ to C₈. In some embodiments The "heteroalicyclic" or "heteroalicycyl" may be monocyclic, bicyclic, tricyclic, or tetracyclic ring system, which may be joined together in a fused, bridged or spiro-connected fashion; and the nitrogen, carbon and sulfur atoms in the "heteroalicyclic" or "heteroalicycyl" may be oxidized; the nitrogen may be quaternized; and the rings may also contain one or more double bonds provided that they do not form a fully delocalized pi-electron system throughout all the rings, examples are 2H-benzo[b][1,4]oxazin-3(4H)-one, 3,4-dihydroquinolin-2(1H)-one, 1,2,3,4-tetrahydroquinoline, 3,4-dihydro-2H-benzo[b][1,4]oxazine, 2,3-dihydrobenzo[d]oxazole, 2,3-dihydro-1H-benzo[d]imidazole, indoline, and 1,3-dihydro-2H-benzo[d]imidazol-2-one, and benzo[d]oxazol-2(3H)-one. Heteroalicycyl groups may be unsubstituted or substituted. When substituted, the substituent(s) may be one or more groups independently selected from the group consisting of alkyl, alkenyl, alkynyl, cycloalkyl, cycloalkenyl, cycloalkynyl, aryl, heteroaryl, heteroalicycyl, aralkyl, heteroaralkyl, (heteroalicycyl)alkyl, hydroxy, oxo, alkoxy, aryloxy, acyl, ester, O-carboxy, mercapto, alkylthio, arylthio, cyano, halogen, C-amido, N-amido, S-sulfonamido, N-sulfonamido, isocyanato, thiocyanato, isothiocyanato, nitro, silyl, haloalkyl, hydroxyalkyl, haloalkoxy, trihalomethanesulfonyl, trihalomethanesulfonamido, and amino, including mono- and di-substituted amino groups, and the protected derivatives thereof. Examples of such "heteroalicyclic" or "heteroalicycyl"

include but are not limited to, azepinyl, dioxolanyl, imidazoliny, morpholinyl, oxetanyl, oxiranyl, piperidinyl *N*-Oxide, piperidinyl, piperazinyl, pyrrolidinyl, pyranyl, 4-piperidonyl, pyrazolidinyl, 2-oxopyrrolidinyl, tetrahydrofuranyl, tetrahydropyranyl, thiamorpholinyl, thiamorpholinyl sulfoxide, and thiamorpholinyl sulfone. When substituted, substituents on a heteroalicycyl group may form an aromatic ring fused to the heteroalicycyl group, including an aryl and a heteroaryl.

A “(cycloalkyl)alkyl” is a cycloalkyl group connected, as a substituent, via an alkylene group. The alkylene and cycloalkyl of a (cycloalkyl)alkyl may be substituted. Examples include but are not limited cyclopropylmethyl, cyclobutylmethyl, cyclopropylethyl, cyclopropylbutyl, cyclobutylethyl, cyclopropylisopropyl, cyclopentylmethyl, cyclopentylethyl, cyclohexylmethyl, cyclohexylethyl, cycloheptylmethyl, and the like. In some cases, the alkylene group is a lower alkylene group.

A “(cycloalkenyl)alkyl” is a cycloalkenyl group connected, as a substituent, via an alkylene group. The alkylene and cycloalkenyl of a (cycloalkenyl)alkyl may be substituted. In some cases, the alkylene group is a lower alkylene group.

A “(cycloalkynyl)alkyl” is a cycloalkynyl group connected, as a substituent, via an alkylene group. The alkylene and cycloalkynyl of a (cycloalkynyl)alkyl may be substituted. In some cases, the alkylene group is a lower alkylene group.

As used herein, “halo” or “halogen” refers to F (fluoro), Cl (chloro), Br (bromo) or I (iodo).

As used herein, “haloalkyl” refers to an alkyl group in which one or more of the hydrogen atoms are replaced by halogen. Such groups include but are not limited to, chloromethyl, fluoromethyl, difluoromethyl, trifluoromethyl and 1-chloro-2-fluoromethyl, 2-fluoroisobutyl. A haloalkyl may be substituted or unsubstituted, and some embodiments relate to a medium size haloalkyl having 1 to 10 carbon atoms, such as C₁₋₆ haloalkyl.

As used herein, “haloalkoxy” refers to a RO-group in which R is a haloalkyl group. Such groups include but are not limited to, chloromethoxy, fluoromethoxy, difluoromethoxy, trifluoromethoxy and 1-chloro-2-fluoromethoxy, 2-fluoroisobutyloxy. A haloalkoxy may be substituted.

As used herein, the term hydroxyalkyl refers to an alkyl group in which one of more of the hydrogen atoms are replaced by a hydroxyl group. Such groups include but are not limited to hydroxymethyl, hydroxyethyl, hydroxypropyl, hydroxybutyl, hydroxypentyl and hydroxyhexyl. A hydroxyalkyl group may be substituted or unsubstituted, and some

embodiments relate to a medium size hydroxyalkyl having 1 to 10 carbon atoms, such as C₁₋₆ hydroxyalkyl.

An “O-carboxy” group refers to a “RC(=O)O-” group in which R can be hydrogen, alkyl, alkenyl, alkynyl, cycloalkyl, cycloalkenyl, cycloalkynyl, aryl, heteroaryl, heteroalicyclic, aralkyl, or (heteroalicyclic)alkyl, as defined herein. An O-carboxy may be substituted.

A “C-carboxy” group refers to a “-C(=O)OR” group in which R can be the same as defined with respect to O-carboxy. A C-carboxy may be substituted.

A “trihalomethanesulfonyl” group refers to an “X₃CSO₂-” group wherein X is a halogen.

A dashed bond, --- , represents an optional unsaturation between the atoms forming the bond. This bond may be unsaturated (e.g. C=C, C=N, C=O) or saturated (e.g. C-C, C-N, C-O). When a dashed bond is present in a ring system it may form part of an aromatic ring system.

As used herein, a straight (unwedged) bolded or hashed bond, — or ||||| , refers to relative stereochemistry inclusive of all possible stereoisomers at that position.

As used herein, and unless otherwise indicated, a wedged-bond (bolded, hashed, or otherwise), — , ≡ , or ||||| , refers to absolute stereochemistry referring to the particular stereoisomer as depicted at that position.

A “nitro” group refers to a “-NO₂” group.

A “cyano” group refers to a “-CN” group.

A “cyanato” group refers to an “-OCN” group.

An “isocyanato” group refers to a “-NCO” group.

A “thiocyanato” group refers to a “-SCN” group.

A “carbonyl” group refers to a “-C(=O)-” group.

A “thiocarbonyl” group refers to a “-C(=S)-” group.

An “oxo” group refers to a “=O” group.

A “hydroxy” group or “hydroxyl” group refers to an “-OH” group.

An “isothiocyanato” group refers to an “-NCS” group.

A “sulfinyl” group refers to an “-S(=O)-R” group in which R can be the same as defined with respect to O-carboxy. A sulfinyl may be substituted.

A “sulfonyl” group refers to an “SO₂R” group in which R can be the same as defined with respect to O-carboxy. A sulfonyl may be substituted.

An "S-sulfonamido" group refers to a " $-\text{SO}_2\text{NR}_\text{A}\text{R}_\text{B}$ " group in which R_A and R_B indendently of each other can be the same as defined with respect to the R group as defined for O-carboxy, or combined to form a ring system selected from the group consisting of substituted or unsubstituted C_{3-8} cycloalkyl, substituted or unsubstituted C_{3-8} cycloalkenyl, substituted or unsubstituted C_{3-8} cycloalkyl, substituted or unsubstituted C_{3-8} cycloalkenyl substituted or unsubstituted heteroalicycyl, substituted or unsubstituted aryl, and substituted or unsubstituted heteroaryl. A S-sulfonamido may be substituted.

An "N-sulfonamido" group refers to a " $\text{RSO}_2\text{N}(\text{R}_\text{A})-$ " group in which R and R_A indendently of each other can be the same as defined with respect to the R group as defined for O-carboxy. An N-sulfonamido may be substituted.

A "trihalomethanesulfonamido" group refers to an " $\text{X}_3\text{CSO}_2\text{N}(\text{R})-$ " group with X as halogen and R can be the same as defined with respect to O-carboxy. A trihalomethanesulfonamido may be substituted.

A "C-amido" group refers to a " $-\text{C}(=\text{O})\text{NR}_\text{A}\text{R}_\text{B}$ " group in which R_A and R_B indendently of each other can be the same as defined with respect to the R group as defined for O-carboxy, or combined to form a ring system selected from the group consisting of substituted or unsubstituted C_{3-8} cycloalkyl, substituted or unsubstituted C_{3-8} cycloalkenyl, substituted or unsubstituted C_{3-8} cycloalkyl, substituted or unsubstituted C_{3-8} cycloalkenyl substituted or unsubstituted heteroalicycyl, substituted or unsubstituted aryl, and substituted or unsubstituted heteroaryl. A C-amido may be substituted.

An "N-amido" group refers to a " $\text{RC}(=\text{O})\text{NR}_\text{A}-$ " group in which R and R_A indendently of each other can be the same as defined with respect to the R group as defined for O-carboxy. An N-amido may be substituted.

An "ester" refers to a " $-\text{C}(=\text{O})\text{OR}$ " group in which R can be the same as defined with respect to O-carboxy. An ester may be substituted.

A lower alkoxyalkyl refers to an alkoxy group connected via a lower alkylene group. A lower alkoxyalkyl may be substituted.

An "amine" or "amino" refers to " RNH_2 " (a primary amine), " R_2NH " (a secondary amine), " R_3N " (a tertiary amine). An amino group may be substituted.

A lower aminoalkyl refers to an amino group connected via a lower alkylene group. A lower aminoalkyl may be substituted.

Any unsubstituted or monosubstituted amine group on a compound herein can be converted to an amide, any hydroxyl group can be converted to an ester and any carboxyl group can be converted to either an amide or ester using techniques well-known to those skilled in

the art (see, for example, Greene and Wuts, Protective Groups in Organic Synthesis, 3rd Ed., John Wiley & Sons, New York, NY, 1999).

As used herein, the abbreviations for any protective groups, amino acids and other compounds, are, unless indicated otherwise, in accord with their common usage, recognized abbreviations, or the IUPAC-IUB Commission on Biochemical Nomenclature (See, Biochem. 11:942-944 (1972)).

List of abbreviations

	DMF	dimethylformamide
	DMSO	dimethylsulfoxide
10	MeOH	methanol
	EtOH	ethanol
	THF	tetrahydrofuran
	DCM	dichloromethane, methylene chloride
	DCE	1,2-dichloroethane
15	LRMS	low resolution mass spectrometry
	HPLC	high pressure liquid chromatography
	Prep-HPLC	preparative high pressure liquid chromatography
	h	hour
	min	minutes
20	EA	ethyl acetate
	EDC·HCl	3-((ethylimino)methyleneamino)- <i>N,N</i> -dimethylpropan-1-aminium chloride
	DIEA	diisopropylethyamine
	TEA	triethylamine
25	TFA	trifluoroacetic acid
	HCl	hydrochloric acid, hydrogen chloride
	HOBt	1-hydroxybenzotriazole hydrate
	HOAt	1-hydroxy-7-azabenzotriazole
30	HATU	1-[bis(dimethylamino)methylene]-1 <i>H</i> -1,2,3-triazolo[4,5- <i>b</i>]pyridinium 3-oxid hexafluorophosphate
	DMAP	4-(dimethylamino)pyridine
	DAST	(diethylamino)sulfur trifluoride
	DMP	Dess-Martin Periodinane, 1,1,1-tris(acetyloxy)-1,1-dihydro-1,2-benziodoxol-3-(1 <i>H</i>)-one

	TBAF	tetrabutylammonium fluoride trihydrate
	TBDMSCl	<i>tert</i> -butyldimethylsilyl chloride
	MsCl	methanesulfonyl chloride
	NAS	nucleophilic aromatic substitution
5	nBuLi	<i>n</i> -Butyllithium
	iPr	isopropyl
	Boc	<i>tert</i> -Butyloxycarbonyl
	Flash CC	Flash Column Chromatography
	on	overnight
10	rt	room temperature
	aq	aqueous
	ND	Not Determined
	Cbz	Carboxybenzyl
	Hex	hexane
15	Hept	heptane
	DEA	diethylamine
	PE	petroleum ether
	DAD	Diode Array Detector
	TOF	Time of Flight
20	IPA	isopropanol
	Pg	Protective group

It is understood that, in any compound disclosed herein having one or more chiral centers, if an absolute stereochemistry is not expressly indicated, then each center may independently be of R-configuration or S-configuration or a mixture thereof. Thus, the compounds provided herein may be enantiomerically pure or be stereoisomeric mixtures. Further, compounds provided herein may be scalemic mixtures. In addition, it is understood that in any compound having one or more double bond(s) generating geometrical isomers that can be defined as E or Z each double bond may independently be E or Z or a mixture thereof. Likewise, all tautomeric forms are also intended to be included.

As used herein, the term “rac” refers to “racemic”, “racemate”, etc., as is understood by one of ordinary skill in the art. For example, a racemate comprises a mixture of enantiomers of a chiral molecule in equivalent amounts. Typically, a racemate does not exhibit optical activity.

As used herein, the term “rel” refers to the relative, but not absolute, configuration of a stereogenic center with respect to any other stereogenic center within the same compound, as is understood by one of ordinary skill in the art.

As used herein, “tautomer” and “tautomeric” refer to alternate forms of a compound disclosed herein that differ in the position of a proton. Non-limiting examples include enol-keto and imine-enamine tautomers, or the tautomeric forms of heteroaryl groups containing a ring atom attached to both a ring -NH- moiety and a ring =N- moiety such as pyrazoles, imidazoles, benzimidazoles, triazoles, and tetrazoles.

It is understood that isotopes may be present in the compounds described herein. Each chemical element as represented in a compound structure may include any isotope of said element. For example, in a compound described herein a hydrogen atom can be any isotope of hydrogen, including but not limited to hydrogen-1 (protium) and hydrogen-2 (deuterium). Thus, reference herein to a compound encompasses all potential isotopic forms unless the context clearly dictates otherwise.

As used herein, reference to an element, whether by description or chemical structure, encompasses all isotopes of that element unless otherwise described. By way of example, the term “hydrogen” or “H” in a chemical structure as used herein is understood to encompass, for example, not only ^1H , but also deuterium (^2H), tritium (^3H), and mixtures thereof unless otherwise denoted by use of a specific isotope. Other specific non-limiting examples of elements for which isotopes are encompassed include carbon, phosphorous, iodine, and fluorine.

As used herein, “pharmaceutically acceptable salt” refers to a salt of a compound that does not abrogate the biological activity and properties of the compound. Pharmaceutical salts can be obtained by reaction of a compound disclosed herein with an acid or base. Base-formed salts include, without limitation, ammonium salt (NH_4^+); alkali metal, such as, without limitation, sodium or potassium, salts; alkaline earth, such as, without limitation, calcium or magnesium, salts; salts of organic bases such as, without limitation, dicyclohexylamine, piperidine, piperazine, methylpiperazine, N-methyl-D-glucamine, diethylamine, ethylenediamine, tris(hydroxymethyl)methylamine; and salts with the amino group of amino acids such as, without limitation, arginine and lysine. Useful acid-based salts include, without limitation, acetates, adipates, aspartates, ascorbates, benzoates, butyrates, caparate, caproate, caprylate, camsylates, citrates, decanoates, formates, fumarates, gluconates, glutarate, glycolates, hexanoates, laurates, lactates, maleates, nitrates, oleates, oxalates, octanoates, propanoates, palmitates, phosphates, sebacates, succinates, stearates, sulfates, sulfonates, such

as methanesulfonates, ethanesulfonates, p-toluenesulfonates, salicylates, tartrates, and tosylates.

Pharmaceutically acceptable solvates and hydrates are complexes of a compound with one or more solvent of water molecules, or 1 to about 100, or 1 to about 10, or one to about 2,
5 3 or 4, solvent or water molecules.

As used herein, a “prodrug” refers to a compound that may not be pharmaceutically active but that is converted into an active drug upon *in vivo* administration. The prodrug may be designed to alter the metabolic stability or the transport characteristics of a drug, to mask side effects or toxicity, to improve the flavor of a drug or to alter other characteristics or
10 properties of a drug. Prodrugs are often useful because they may be easier to administer than the parent drug. They may, for example, be bioavailable by oral administration whereas the parent drug is not. The prodrug may also have better solubility than the active parent drug in pharmaceutical compositions. An example, without limitation, of a prodrug would be a compound disclosed herein, which is administered as an ester (the “prodrug”) to facilitate
15 absorption through a cell membrane where water solubility is detrimental to mobility but which then is metabolically hydrolyzed to a carboxylic acid (the active entity) once inside the cell where water-solubility is beneficial. A further example of a prodrug might be a short peptide (polyaminoacid) bonded to an acid group where the peptide is metabolized *in vivo* to release the active parent compound. By virtue of knowledge of pharmacodynamic processes and drug
20 metabolism *in vivo*, those skilled in the art, once a pharmaceutically active compound is known, can design prodrugs of the compound (see, *e.g.* Nogrady (1985) *Medicinal Chemistry A Biochemical Approach*, Oxford University Press, New York, pages 388-392).

As used herein, to “modulate” the activity of a receptor means either to activate it, i.e., to increase its cellular function over the base level measured in the particular environment in
25 which it is found, or deactivate it, i.e., decrease its cellular function to less than the measured base level in the environment in which it is found and/or render it unable to perform its cellular function at all, even in the presence of a natural binding partner. A natural binding partner is an endogenous molecule that is an agonist for the receptor.

An “agonist” is defined as a compound that increases the basal activity of a receptor (i.e.
30 signal transduction mediated by the receptor).

As used herein, “partial agonist” refers to a compound that has an affinity for a receptor but, unlike an agonist, when bound to the receptor it elicits only a fractional degree of the pharmacological response normally associated with the receptor even if a large number of receptors are occupied by the compound.

An “inverse agonist” is defined as a compound, which reduces, or suppresses the basal activity of a receptor, such that the compound is not technically an antagonist but, rather, is an agonist with negative intrinsic activity.

As used herein, “antagonist” refers to a compound that binds to a receptor to form a complex that does not give rise to any response, as if the receptor was unoccupied. An antagonist attenuates the action of an agonist on a receptor. An antagonist may bind reversibly or irreversibly, effectively eliminating the activity of the receptor permanently or at least until the antagonist is metabolized or dissociates or is otherwise removed by a physical or biological process.

As used herein, a “subject” refers to an animal that is the object of treatment, observation or experiment. “Animal” includes cold- and warm-blooded vertebrates and invertebrates such as birds, fish, shellfish, reptiles and, in particular, mammals. “Mammal” includes, without limitation, mice; rats; rabbits; guinea pigs; dogs; cats; sheep; goats; cows; horses; primates, such as monkeys, chimpanzees, and apes, and, in particular, humans.

As used herein, a “patient” refers to a subject that is being treated by a medical professional such as an M.D. or a D.V.M. to attempt to cure, or at least ameliorate the effects of, a particular disease or disorder or to prevent the disease or disorder from occurring in the first place.

As used herein, a “carrier” refers to a compound that facilitates the incorporation of a compound into cells or tissues. For example, without limitation, dimethyl sulfoxide (DMSO) is a commonly utilized carrier that facilitates the uptake of many organic compounds into cells or tissues of a subject.

As used herein, a “diluent” refers to an ingredient in a pharmaceutical composition that lacks pharmacological activity but may be pharmaceutically necessary or desirable. For example, a diluent may be used to increase the bulk of a potent drug whose mass is too small for manufacture or administration. It may also be a liquid for the dissolution of a drug to be administered by injection, ingestion or inhalation. A common form of diluent in the art is a buffered aqueous solution such as, without limitation, phosphate buffered saline that mimics the composition of human blood.

As used herein, an “excipient” refers to an inert substance that is added to a pharmaceutical composition to provide, without limitation, bulk, consistency, stability, binding ability, lubrication, disintegrating ability etc., to the composition. A “diluent” is a type of excipient.

A "receptor" is intended to include any molecule present inside or on the surface of a cell that may affect cellular physiology when it is inhibited or stimulated by a ligand. Typically, a receptor comprises an extracellular domain with ligand-binding properties, a transmembrane domain that anchors the receptor in the cell membrane, and a cytoplasmic domain that generates a cellular signal in response to ligand binding ("signal transduction"). A receptor also includes any intracellular molecule that in response to ligation generates a signal. A receptor also includes any molecule having the characteristic structure of a receptor, but with no identifiable ligand. In addition, a receptor includes a truncated, modified, mutated receptor, or any molecule comprising partial or all of the sequences of a receptor.

"Ligand" is intended to include any substance that interacts with a receptor.

"Selective" or "selectivity" is defined as a compound's ability to generate a desired response from a particular receptor type, subtype, class or subclass while generating less or little response from other receptor types. "Selective" or "selectivity" of one or more particular subtypes of a compound means a compound's ability to increase the activity of the subtypes while causing less, little or no increase in the activity of other subtypes.

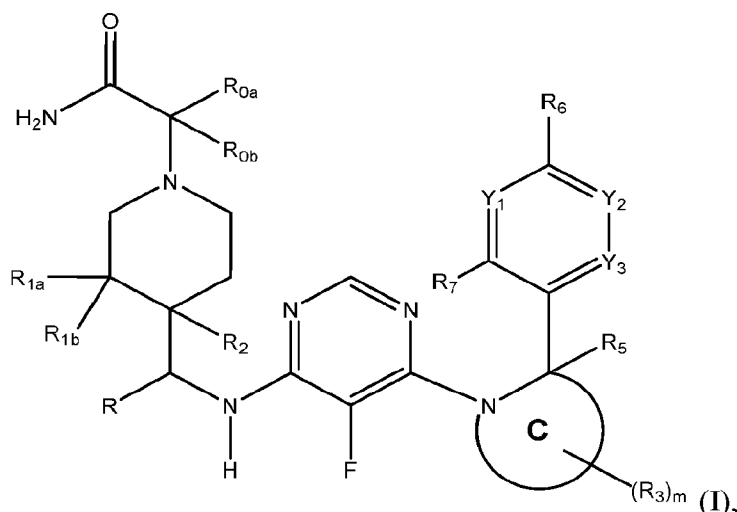
As used herein, "coadministration" of pharmacologically active compounds refers to the delivery of two or more separate chemical entities, whether in vitro or in vivo. Coadministration means the simultaneous delivery of separate agents; the simultaneous delivery of a mixture of agents; as well as the delivery of one agent followed by delivery of a second agent or additional agents. Agents that are coadministered are typically intended to work in conjunction with each other.

The term "an effective amount" as used herein means an amount of active compound or pharmaceutical agent that elicits the biological or medicinal response in a tissue, system, animal or human that is being sought by a researcher, veterinarian, medical doctor or other clinician, which includes alleviation or palliation of the symptoms of the disease being treated.

When used herein, "prevent/preventing" should not be construed to mean that a condition and/or a disease never might occur again after use of a compound or pharmaceutical composition according to embodiments disclosed herein to achieve prevention. Further, the term should neither be construed to mean that a condition not might occur, at least to some extent, after such use to prevent said condition. Rather, "prevent/preventing" is intended to mean that the condition to be prevented, if occurring despite such use, will be less severe than without such use.

Compounds

In one embodiment the present disclosure relates to a compound of Formula (I)



a stereoisomer thereof, or a pharmaceutically acceptable salt of the compound or stereoisomer, wherein

- 5 Y₁, Y₂ and Y₃ are independently –N– or –CR₈–;
m is independently selected from 0, 1, and 2;
R is selected from the group consisting of hydrogen, C₁₋₆ alkyl and C₁₋₄ hydroxyalkyl;
R_{0a} and R_{0b} independently are selected from the group consisting of hydrogen, C₁₋₄ alkyl, C₁₋₄ hydroxyalkyl, and C₁₋₄ haloalkyl;
- 10 R_{1a} and R_{1b} are independently selected from the group consisting of hydrogen, hydroxyl, halogen, amino, C₁₋₄ alkyl, C₁₋₄ hydroxyalkyl, and C₁₋₄ haloalkyl;
R₂ is selected from the group consisting of hydrogen, hydroxyl, amino, cyano, halogen, C₁₋₄ alkyl, C₁₋₄ haloalkyl, C₁₋₄ hydroxyalkyl, –C(=O)NH₂, –C(=O)OH, –C(=O)O–C₁₋₄ alkyl, and substituted or unsubstituted heteroaryl;
- 15 Ring C is a 3 to 10 membered heteroalicyclic ring system containing 0, 1, or 2 heteroatoms independently selected from N, O and S in addition to one N atom shown in the C ring in the compound of Formula I;
Each R₃ is independently selected from the group consisting of hydrogen, halogen, hydroxyl, C₁₋₄ alkyl, C₁₋₄ haloalkyl, C₁₋₄ hydroxyalkyl; and C₁₋₄ hydroxyhaloalkyl;
- 20 R₅ is absent, hydrogen or C₁₋₄ alkyl;
R₆ is selected from the group consisting of hydrogen, –CN, halogen, C₁₋₄ alkyl, C₁₋₄ haloalkyl, C₁₋₄ hydroxyalkyl, C₁₋₄ hydroxyhaloalkyl, C₁₋₄ alkoxy, C₁₋₄ haloalkoxy, substituted or unsubstituted heteroaryl;

R₇ is selected from the group consisting of hydrogen, hydroxyl, -CN, halogen, C₁₋₄ alkyl, C₁₋₄ haloalkyl, C₁₋₄ hydroxyalkyl, C₁₋₄ alkoxy, C₁₋₄ haloalkoxy;

each R₈ is independently selected from the group consisting of hydrogen, hydroxyl, -CN, halogen, C₁₋₄ alkyl, C₁₋₄ haloalkyl, C₁₋₄ hydroxyalkyl, C₁₋₄ alkoxy, and C₁₋₄ haloalkoxy; and

5 whenever R₇ is hydrogen and each R₈ present is hydrogen, then R₆ is selected from the group consisting of -CN, halogen, C₁₋₄ alkyl, C₁₋₄ haloalkyl, C₁₋₄ hydroxyalkyl, C₁₋₄ hydroxyhaloalkyl, C₁₋₄ alkoxy, C₁₋₄ haloalkoxy, substituted or unsubstituted heteroaryl, and wherein when substituted, a heteroaryl is substituted with 1 to 3 groups independently selected from the group consisting of C₁₋₄ alkyl, C₁₋₄ hydroxyalkyl, C₂₋₄ alkenyl, C₂₋₄ alkynyl, 10 hydroxy, C₁₋₄ alkoxy, cyano, halogen, C₁₋₄ haloalkyl, C₁₋₄ haloalkoxy and C₁₋₆ hydroxyhaloalkyl.

In some embodiments disclosed herein, R is hydrogen.

In some embodiments disclosed herein, R_{0a} is selected from the group consisting of hydrogen, methyl, -CH₂OH, -CH₂CH₂OH, -CH₂F, and -CHF₂. In some embodiments R_{0b} is 15 selected from the group consisting of hydrogen, C₁₋₄ alkyl, C₁₋₄ hydroxyalkyl, and C₁₋₄ haloalkyl. In other embodiments, R_{0a} is selected from the group consisting of hydrogen, methyl, -CH₂OH, -CH₂CH₂OH, -CH₂F, and -CHF₂ and R_{0b} is selected from the group consisting of hydrogen, C₁₋₄ alkyl, C₁₋₄ hydroxyalkyl, and C₁₋₄ haloalkyl. In other 20 embodiments, at least one of R_{0a} and R_{0b} is hydrogen, e.g. R_{0a} is selected from the group consisting of hydrogen, methyl, -CH₂OH, -CH₂CH₂OH and R_{0b} is hydrogen. In some embodiments, R_{0a} is hydrogen. In many embodiments R_{0a} and R_{0b} are hydrogen.

In some embodiments disclosed herein, R_{1a} is selected from the group consisting of hydroxyl, fluoro and -CF₃ and R_{1b} is selected from the group consisting of hydrogen, fluoro, and methyl, e.g. R_{1a} is hydroxyl or fluoro, and R_{1b} is hydrogen, or fluoro, e.g. both R_{1a} and 25 R_{1b} are fluoro, or R_{1a} is hydroxyl and R_{1b} is hydrogen. In some embodiments, R_{1a} is hydroxyl or fluoro. In many embodiments, R_{1a} is hydroxyl. In many embodiments, R_{1b} is hydrogen.

In some embodiments disclosed herein, R₂ is selected from the group consisting of hydrogen, halogen, hydroxyl, cyano, methyl, ethyl, -CH₂OH, -CH₂CH₂OH and -C(=O)O-C₁₋₂ alkyl, e.g. hydrogen, fluoro, hydroxyl, methyl, -CH₂OH, and -C(=O)OCH₃. In some 30 embodiments, R₂ is selected from the group consisting of hydrogen, fluoro and hydroxyl, e.g. hydroxyl.

In some embodiments, at least one of R_{1a} , R_{1b} and R_2 is a substituent other than hydrogen. In some embodiments, two of R_{1a} , R_{1b} and R_2 are a substituent other than hydrogen, e.g. R_{1a} and R_{1b} are fluoro, or R_{1a} is hydroxyl and R_2 is hydroxyl. In some embodiments, R_{1a} is hydroxyl and R_{1b} and R_2 are hydrogen.

- 5 In some embodiments, disclosed herein the ring system C is selected from the group consisting of 4 membered heteroalicycyl, 5-membered heteroalicycyl, and 6-membered heteroalicycyl; examples are azetidiny, pyrrolidiny, piperidiny, morpholinyl, 2-azabicyclo[3.1.0]hexanyl and 3-azabicyclo[3.1.0]hexanyl. In some embodiments the ring system C is morpholinyl or pyrrolidiny, which may be unsubstituted or in some
- 10 embodiments substituted with R_3 . In some embodiments, C is morpholinyl. R_3 may be absent (m is 0), or present one or two times (m is 1 or 2). In some embodiments m is 0. When present two times, each R_3 may be attached to the same atom. Each R_3 is independently selected from the group consisting C_{1-4} alkyl, C_{1-4} haloalkyl, and halogen, particular examples are methyl, fluoro, difluoro. In some embodiments, R_3 is halogen, or methyl and m is 1 or 2.
- 15 In some embodiments the ring system C is morpholinyl, i.e. R_3 is absent (m is 0).

For clarification, R_4 is not used within the present disclosure.

- In some embodiments of the present disclosure, R_5 can be absent when the heteroalicycyl ring system C is a bicyclic, tricyclic, or tetracyclic ring system, and the carbon atom to which R_5 is attached is a bridgehead atom. R_5 can also be absent when the carbon atom
- 20 to which it is attached is part of a double bond.

In some embodiments disclosed herein, R_5 is absent (e.g. when rings system C is a bicyclic ring such as 2-azabicyclo[3.1.0]hexanyl making R_5 unavailable (absent)), or hydrogen. In some embodiments, R_5 is hydrogen.

- In some embodiments disclosed herein, R_6 is selected from the group consisting of
- 25 hydrogen, halogen, C_{1-4} haloalkyl, C_{1-4} haloalkoxy, C_{1-4} hydroxyalkyl, C_{1-4} hydroxyhaloalkyl, and substituted or unsubstituted 5 membered heteroaryl, e.g. R_6 is selected from the group consisting of hydrogen, halogen, $-CF_3$, $-CHF_2$, $-CCH_3F_2$, $-OCF_3$, $-OCHF_2$, $-C(CF_3)_2OH$, and 5 membered heteroaryl, and 5 membered heteroaryl substituted with 1 or 2 methyl.

In many embodiments, R_6 is $-CF_3$.

- 30 In some embodiments disclosed herein, R_7 is selected from the group consisting of hydrogen, halogen, hydroxyl, cyano, $-CF_3$, $-OCHF_2$, $-CHF_2$ and $-OCF_3$, e.g. R_7 is selected

from the group consisting of hydrogen, fluoro, CF₃, and hydroxyl. In some embodiments, R₇ is hydrogen.

In some embodiments disclosed herein, Y₁, Y₂, and Y₃ independently are each –CH. In some embodiments, Y₁ is –N- and Y₂ and Y₃ independently are each –CH-. In some
 5 embodiments, Y₂ is –N- and Y₁ and Y₃ independently are each –CH-. In some embodiments, Y₃ is –N- and Y₁ and Y₂ independently are each CH. In some embodiments, Y₃ is –CH- and Y₁ and Y₂ are –N-. In some embodiments, Y₁ is –CH-, and Y₂ and Y₃ are independently –CR₈- wherein each R₈ is selected from the group consisting of hydrogen, methyl, fluoro, hydroxyl and –CF₃, or each R₈ is hydrogen.

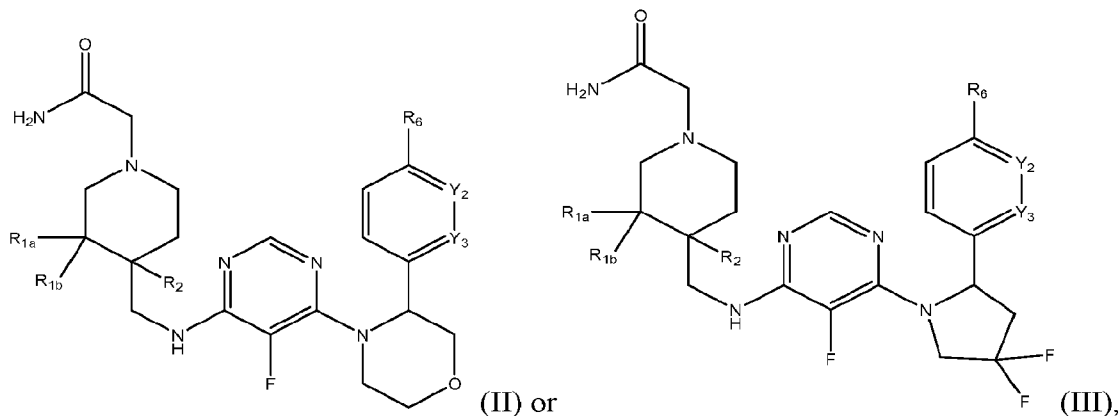
10 In some embodiments disclosed herein R₆ is hydrogen and at least one of Y₂ or Y₃ is –CR₈, wherein R₈ is selected from the group consisting of –CN, hydroxyl, halogen, C₁₋₄ alkyl, C₁₋₄ haloalkyl, C₁₋₄ hydroxyalkyl, C₁₋₄ alkoxy, and C₁₋₄ haloalkoxy.

In one embodiment of Formula (I), R is hydrogen; R_{0a} and R_{0b} independently are hydrogen or methyl; R_{1a} is selected from the group consisting of hydrogen, fluoro and
 15 hydroxyl; R_{1b} is hydrogen or fluoro; R₂ is selected from the group consisting of hydrogen, fluoro and hydroxyl; ring C is selected from the group consisting of azetidiny, pyrrolidiny, morpholinyl, 2-azabicyclo[3.1.0]hexanyl and 3-azabicyclo[3.1.0]hexanyl; m is selected from the group consisting of 0, 1 and 2; R₃ is selected from the group consisting of hydrogen, fluoro and methyl; R₅ is absent or hydrogen; R₆ is selected from the group consisting of
 20 hydrogen, –CF₃, –OCF₃ and –Cl; R₇ is hydrogen or fluoro; Y₁, Y₂ and Y₃ are each –CH-; or Y₁ is –CH-, Y₂ is –CH- and Y₃ is –C(OH)-; or Y₁ is –CH-, Y₂ is –CH- and Y₃ is –N-; or Y₁ is –CH-, Y₂ is –C(CF₃)- and Y₃ is –CH-; or Y₁ is –CH-, Y₂ is –N- and Y₃ is –CH-.

In one embodiment of Formula (I), R is hydrogen; R_{0a} is selected from the group consisting of hydrogen, methyl, –CH₂OH, –CH₂CH₂OH and R_{0b} is hydrogen, e.g. both R_{0a} and
 25 R_{0b} are hydrogen; R_{1a} is selected from the group consisting of hydroxyl, fluoro and –CF₃ and R_{1b} is selected from the group consisting of hydrogen, fluoro, and methyl, e.g., R_{1a} is hydroxyl or fluoro, and R_{1b} is hydrogen, or fluoro; R₂ is selected from the group consisting of hydrogen, fluoro and hydroxyl, e.g. hydroxyl; ring system C is morpholinyl or pyrrolidiny, which may be unsubstituted or in some embodiments substituted with one or two R₃ groups,
 30 e.g. substituted by methyl, fluoro, difluoro; R₅ is hydrogen; R₆ is –CF₃; R₇ is selected from the group consisting of hydrogen, fluoro, –CF₃ and hydroxyl, e.g. hydrogen; Y₂ is –N- and Y₁ and Y₃ independently are –CH-, or Y₃ is –N- and Y₁ and Y₂ independently are –CH- or Y₁ is –

CH-, and Y₂ and Y₃ are independently –CR₈- wherein each R₈ is selected from the group consisting of hydrogen, methyl, fluoro, hydroxyl and –CF₃, e.g. each R₈ is hydrogen.

In one embodiment, the compound, stereoisomer, or salt according to Formula (I), is selected from a compound of one of the following Formulae



wherein

R_{1a} is fluoro or hydroxyl;

R_{1b} is hydrogen or fluoro;

R₂ is hydrogen or hydroxyl;

10 R₆ is –CF₃; and

Y₂ and Y₃ each are independently selected from the group consisting of –N-, –CH-, and –CF-. For example, both Y₂ and Y₃ are –CH-, or Y₂ is –CH-, and Y₃ is –CF-. Or for example both Y₂ and Y₃ are each –CH-, or Y₂ is –CH-, and Y₃ is –CF-, and R_{1a} is hydroxyl and R_{1b} is hydrogen, or R_{1a} is fluoro and R_{1b} is hydrogen or fluoro.

15 In one embodiment, the compound, stereoisomer, or salt according to Formula (I) is selected from the group consisting of:

2-(4-(((5-Fluoro-6-((S)-3-(5-trifluoromethyl)pyridin-2-yl)morpholino)pyrimidin-4-yl)amino)methyl)piperidin-1-yl)propanamide,

20 (S)-2-(4-(((5-fluoro-6-(3-(5-(trifluoromethyl)pyridin-2-yl)morpholino)pyrimidin-4-yl)amino)methyl)piperidin-1-yl)acetamide,

(S)-2-(4-(((5-fluoro-6-(3-(5-(trifluoromethyl)pyridin-2-yl)morpholino)pyrimidin-4-yl)amino)methyl)piperidin-1-yl)-2-methylpropanamide,

(S)-2-(4-fluoro-4-(((5-fluoro-6-(3-(4-(trifluoromethyl)phenyl)morpholino)pyrimidin-4-yl)amino)methyl)piperidin-1-yl)acetamide,

(*S*)-2-(4-(((5-fluoro-6-(3-(4-(trifluoromethyl)phenyl)morpholino)pyrimidin-4-yl)amino)methyl)piperidin-1-yl)acetamide,

(*S*)-2-(4-fluoro-4-(((5-fluoro-6-(3-(4-(trifluoromethoxy)phenyl)morpholino)pyrimidin-4-yl)amino)methyl)piperidin-1-yl)acetamide,

5 2-((3*RS*,4*RS*)-4-(((5-fluoro-6-((*S*)-3-(4-(trifluoromethyl)phenyl)morpholino)pyrimidin-4-yl)amino)methyl)-3-hydroxypiperidin-1-yl)acetamide,

2-((3*R**,4*R**)-4-(((5-fluoro-6-((*S*)-3-(4-(trifluoromethyl)phenyl)morpholino)pyrimidin-4-yl)amino)methyl)-3-hydroxypiperidin-1-yl)acetamide, 1st eluting isomer,

10 2-((3*R**,4*R**)-4-(((5-fluoro-6-((*S*)-3-(4-(trifluoromethyl)phenyl)morpholino)pyrimidin-4-yl)amino)methyl)-3-hydroxypiperidin-1-yl)acetamide, 2nd eluting isomer,

(*S*)-2-(4-fluoro-4-(((5-fluoro-6-(3-(5-(trifluoromethyl)pyridin-2-yl)morpholino)pyrimidin-4-yl)amino)methyl)piperidin-1-yl)acetamide,

2-((*R**)-3,3-difluoro-4-(((5-fluoro-6-((*S*)-3-(4-(trifluoromethyl)phenyl)morpholino)-pyrimidin-4-yl)amino)methyl)piperidin-1-yl)acetamide, 1st eluting isomer,

15 2-((*R**)-3,3-difluoro-4-(((5-fluoro-6-((*S*)-3-(4-(trifluoromethyl)phenyl)morpholino)-pyrimidin-4-yl)amino)methyl)piperidin-1-yl)acetamide, 2nd eluting isomer,

2-((3*R**,4*R**)-3-fluoro-4-(((5-fluoro-6-((*S*)-3-(4-(trifluoromethyl)phenyl)morpholino)-pyrimidin-4-yl)amino)methyl)piperidin-1-yl)acetamide, 1st eluting isomer,

20 2-((3*R**,4*R**)-3-fluoro-4-(((5-fluoro-6-((*S*)-3-(4-(trifluoromethyl)phenyl)morpholino)-pyrimidin-4-yl)amino)methyl)piperidin-1-yl)acetamide, 2nd eluting isomer,

2-((*R**)-3,3-difluoro-4-(((5-fluoro-6-((*S*)-3-(5-(trifluoromethyl)pyridin-2-yl)morpholino)-pyrimidin-4-yl)amino)methyl)piperidin-1-yl)acetamide, 1st eluting isomer,

2-((*R**)-3,3-difluoro-4-(((5-fluoro-6-((*S*)-3-(5-(trifluoromethyl)pyridin-2-yl)-morpholino)pyrimidin-4-yl)amino)methyl)piperidin-1-yl)acetamide, 2nd eluting isomer,

25 2-((3*R**,4*S**)-3-fluoro-4-(((5-fluoro-6-((*S*)-3-(5-(trifluoromethyl)pyridin-2-yl)-morpholino)pyrimidin-4-yl)amino)methyl)piperidin-1-yl)acetamide, 1st eluting isomer,

2-((3*R**,4*S**)-3-fluoro-4-(((5-fluoro-6-((*S*)-3-(5-(trifluoromethyl)pyridin-2-yl)-morpholino)pyrimidin-4-yl)amino)methyl)piperidin-1-yl)acetamide, 2nd eluting isomer,

2-((3*R**,4*R**)-3-fluoro-4-(((5-fluoro-6-((*S*)-3-(5-(trifluoromethyl)pyridin-2-yl)-

30 morpholino)pyrimidin-4-yl)amino)methyl)piperidin-1-yl)acetamide, 1st eluting isomer,

2-((3*R**,4*R**)-3-fluoro-4-(((5-fluoro-6-((*S*)-3-(5-(trifluoromethyl)pyridin-2-yl)-morpholino)pyrimidin-4-yl)amino)methyl)piperidin-1-yl)acetamide, 2nd eluting isomer,

(*R*)-2-(4-(((6-(4,4-difluoro-2-(4-(trifluoromethyl)phenyl)pyrrolidin-1-yl)-5-fluoropyrimidin-4-yl)amino)methyl)-4-hydroxypiperidin-1-yl)acetamide,

- 2-((*R*^{*})-4-(((6-((*R*)-4,4-difluoro-2-(4-(trifluoromethyl)phenyl)pyrrolidin-1-yl)-5-fluoropyrimidin-4-yl)amino)methyl)-3,3-difluoropiperidin-1-yl)acetamide, 1st eluting isomer,
2-((*R*^{*})-4-(((6-((*R*)-4,4-difluoro-2-(4-(trifluoromethyl)phenyl)pyrrolidin-1-yl)-5-fluoropyrimidin-4-yl)amino)methyl)-3,3-difluoropiperidin-1-yl)acetamide, 2nd eluting isomer,
5 2-((3*R*^{*},4*R*^{*})-4-(((6-((*R*)-4,4-difluoro-2-(4-(trifluoromethyl)phenyl)pyrrolidin-1-yl)-5-fluoropyrimidin-4-yl)amino)methyl)-3-fluoropiperidin-1-yl)acetamide, 1st eluting isomer,
2-((3*R*^{*},4*R*^{*})-4-(((6-((*R*)-4,4-difluoro-2-(4-(trifluoromethyl)phenyl)pyrrolidin-1-yl)-5-fluoropyrimidin-4-yl)amino)methyl)-3-fluoropiperidin-1-yl)acetamide, 2nd eluting isomer,
2-((3*RS*,4*RS*)-4-(((6-((*R*)-4,4-difluoro-2-(4-(trifluoromethyl)phenyl)pyrrolidin-1-yl)-5-
10 fluoropyrimidin-4-yl)amino)methyl)-3-hydroxypiperidin-1-yl)acetamide,
2-((3*R*^{*},4*R*^{*})-4-(((6-((*R*)-4,4-difluoro-2-(4-(trifluoromethyl)phenyl)pyrrolidin-1-yl)-5-fluoropyrimidin-4-yl)amino)methyl)-3-hydroxypiperidin-1-yl)acetamide, 1st eluting isomer,
2-((3*R*^{*},4*R*^{*})-4-(((6-((*R*)-4,4-difluoro-2-(4-(trifluoromethyl)phenyl)pyrrolidin-1-yl)-5-fluoropyrimidin-4-yl)amino)methyl)-3-hydroxypiperidin-1-yl)acetamide, 2nd eluting isomer,
15 2-((3*R*^{*},4*R*^{*})-4-(((6-((*R*)-4,4-difluoro-2-(5-(trifluoromethyl)pyridin-2-yl)pyrrolidin-1-yl)-5-fluoropyrimidin-4-yl)amino)methyl)-3-fluoropiperidin-1-yl)acetamide, 1st eluting isomer,
2-((3*R*^{*},4*R*^{*})-4-(((6-((*R*)-4,4-difluoro-2-(5-(trifluoromethyl)pyridin-2-yl)pyrrolidin-1-yl)-5-fluoropyrimidin-4-yl)amino)methyl)-3-fluoropiperidin-1-yl)acetamide, 2nd eluting isomer,
2-((*R*^{*})-4-(((6-((*R*)-4,4-difluoro-2-(5-(trifluoromethyl)pyridin-2-yl)pyrrolidin-1-yl)-5-
20 fluoropyrimidin-4-yl)amino)methyl)-3,3-difluoropiperidin-1-yl)acetamide, 1st eluting isomer,
2-((*R*^{*})-4-(((6-((*R*)-4,4-difluoro-2-(5-(trifluoromethyl)pyridin-2-yl)pyrrolidin-1-yl)-5-fluoropyrimidin-4-yl)amino)methyl)-3,3-difluoropiperidin-1-yl)acetamide, 2nd eluting isomer,
2-((3*RS*,4*RS*)-4-(((6-((*R*)-4,4-difluoro-2-(5-(trifluoromethyl)pyridin-2-yl)pyrrolidin-1-yl)-5-fluoropyrimidin-4-yl)amino)methyl)-3-hydroxypiperidin-1-yl)acetamide,
25 *rel*-2-((3*R*,4*R*)-4-(((5-fluoro-6-((3*S*,5*R*)-3-methyl-5-(3-(trifluoromethyl)phenyl)morpholino)-pyrimidin-4-yl)amino)methyl)-3-hydroxypiperidin-1-yl)acetamide or *rel*-2-((3*R*,4*R*)-4-(((5-fluoro-6-((3*R*,5*S*)-3-methyl-5-(3-(trifluoromethyl)phenyl)morpholino)pyrimidin-4-
yl)amino)methyl)-3-hydroxypiperidin-1-yl)acetamide, 1st eluting isomer,
rel-2-((3*R*,4*R*)-4-(((5-fluoro-6-((3*S*,5*R*)-3-methyl-5-(3-(trifluoromethyl)phenyl)-
30 morpholino)pyrimidin-4-yl)amino)methyl)-3-hydroxypiperidin-1-yl)acetamide or *rel*-2-((3*R*,4*R*)-4-(((5-fluoro-6-((3*R*,5*S*)-3-methyl-5-(3-(trifluoromethyl)phenyl)morpholino)-pyrimidin-4-yl)amino)methyl)-3-hydroxypiperidin-1-yl)acetamide, 2nd eluting isomer,
rel-2-((3*R*,4*R*)-4-(((5-fluoro-6-((3*S*,5*R*)-3-methyl-5-(3-(trifluoromethyl)phenyl)morpholino)-pyrimidin-4-yl)amino)methyl)-3-hydroxypiperidin-1-yl)acetamide or *rel*-2-((3*R*,4*R*)-4-(((5-

fluoro-6-((3*R*,5*S*)-3-methyl-5-(3-(trifluoromethyl)phenyl)morpholino)pyrimidin-4-yl)amino)methyl)-3-hydroxypiperidin-1-yl)acetamide, 1st eluting isomer,
rel-2-((3*R*,4*R*)-4-(((5-fluoro-6-((3*S*,5*R*)-3-methyl-5-(3-(trifluoromethyl)phenyl)-morpholino)pyrimidin-4-yl)amino)methyl)-3-hydroxypiperidin-1-yl)acetamide or *rel*-2-
5 ((3*R*,4*R*)-4-(((5-fluoro-6-((3*R*,5*S*)-3-methyl-5-(3-(trifluoromethyl)phenyl)morpholino)-pyrimidin-4-yl)amino)methyl)-3-hydroxypiperidin-1-yl)acetamide, 2nd eluting isomer,
rel-2-((3*R*,4*R*)-4-(((5-fluoro-6-((3*S*,5*R*)-3-methyl-5-(4-(trifluoromethyl)phenyl)morpholino)-pyrimidin-4-yl)amino)methyl)-3-hydroxypiperidin-1-yl)acetamide or *rel*-2-((3*R*,4*R*)-4-(((5-
10 fluoro-6-((3*R*,5*S*)-3-methyl-5-(4-(trifluoromethyl)phenyl)morpholino)pyrimidin-4-yl)amino)methyl)-3-hydroxypiperidin-1-yl)acetamide, 1st eluting isomer,
rel-2-((3*R*,4*R*)-4-(((5-fluoro-6-((3*S*,5*R*)-3-methyl-5-(4-(trifluoromethyl)-phenyl)morpholino)pyrimidin-4-yl)amino)methyl)-3-hydroxypiperidin-1-yl)acetamide or *rel*-
2-((3*R*,4*R*)-4-(((5-fluoro-6-((3*R*,5*S*)-3-methyl-5-(4-(trifluoromethyl)phenyl)-morpholino)pyrimidin-4-yl)amino)methyl)-3-hydroxypiperidin-1-yl)acetamide, 2nd eluting
15 isomer,
rel-2-((3*R*,4*R*)-4-(((5-fluoro-6-((3*S*,5*R*)-3-methyl-5-(4-(trifluoromethyl)phenyl)-morpholino)pyrimidin-4-yl)amino)methyl)-3-hydroxypiperidin-1-yl)acetamide or *rel*-2-
((3*R*,4*R*)-4-(((5-fluoro-6-((3*R*,5*S*)-3-methyl-5-(4-(trifluoromethyl)phenyl)morpholino)-pyrimidin-4-yl)amino)methyl)-3-hydroxypiperidin-1-yl)acetamide, 1st eluting isomer,
20 *rel*-2-((3*R*,4*R*)-4-(((5-fluoro-6-((3*S*,5*R*)-3-methyl-5-(4-(trifluoromethyl)phenyl)morpholino)-pyrimidin-4-yl)amino)methyl)-3-hydroxypiperidin-1-yl)acetamide or *rel*-2-((3*R*,4*R*)-4-(((5-
fluoro-6-((3*R*,5*S*)-3-methyl-5-(4-(trifluoromethyl)phenyl)morpholino)pyrimidin-4-yl)amino)methyl)-3-hydroxypiperidin-1-yl)acetamide, 2nd eluting isomer,
(*S*)-2-(4-(((5-fluoro-6-(3-(4-(trifluoromethoxy)phenyl)morpholino)pyrimidin-4-
25 yl)amino)methyl)piperidin-1-yl)acetamide,
2-(4-(((6-(4,4-difluoro-2-(4-(trifluoromethyl)phenyl)pyrrolidin-1-yl)-5-fluoropyrimidin-4-yl)amino)methyl)piperidin-1-yl)acetamide,
2-(4-(((5-fluoro-6-(2-(4-(trifluoromethyl)phenyl)pyrrolidin-1-yl)pyrimidin-4-yl)amino)methyl)piperidin-1-yl)acetamide,
30 (*R*)-2-(4-(((5-fluoro-6-(2-(4-(trifluoromethyl)phenyl)pyrrolidin-1-yl)pyrimidin-4-yl)amino)methyl)piperidin-1-yl)acetamide,
2-(4-(((5-fluoro-6-(2-(2-hydroxy-4-(trifluoromethyl)phenyl)pyrrolidin-1-yl)pyrimidin-4-yl)amino)methyl)piperidin-1-yl)acetamide,

rac-2-(4-(((5-fluoro-6-((2*R*,4*R*)-4-fluoro-2-(4-(trifluoromethyl)phenyl)pyrrolidin-1-yl)pyrimidin-4-yl)amino)methyl)piperidin-1-yl)acetamide,

2-(4-(((5-fluoro-6-(2-(4-(trifluoromethyl)phenyl)azetidin-1-yl)pyrimidin-4-yl)amino)methyl)piperidin-1-yl)acetamide,

5 *rac*-2-((3*R*,4*R*)-4-(((6-(2-(4-chlorophenyl)pyrrolidin-1-yl)-5-fluoropyrimidin-4-yl)amino)methyl)-3-hydroxypiperidin-1-yl)acetamide,

2-((3*RS*,4*RS*)-4-(((5-fluoro-6-((1*S**,5*R**)-1-(6-(trifluoromethyl)pyridin-3-yl)-2-azabicyclo[3.1.0]hexan-2-yl)pyrimidin-4-yl)amino)methyl)-3-hydroxypiperidin-1-yl)acetamide,

10 *rac*-2-((3*R*,4*R*)-4-(((5-fluoro-6-(2-(6-(trifluoromethyl)pyridin-3-yl)-3-azabicyclo[3.1.0]hexan-3-yl)pyrimidin-4-yl)amino)methyl)-3-hydroxypiperidin-1-yl)acetamide,

rac-2-((3*R*,4*R*)-4-(((5-fluoro-6-(2-(4-(trifluoromethyl)phenyl)azetidin-1-yl)pyrimidin-4-yl)amino)methyl)-3-hydroxypiperidin-1-yl)acetamide,

15 2-((3*R**,4*R**)-4-(((5-fluoro-6-((*S*)-3-(2-fluoro-4-(trifluoromethyl)phenyl)morpholino)-pyrimidin-4-yl)amino)methyl)-3-hydroxypiperidin-1-yl)acetamide,

2-((3*R**,4*R**)-4-(((5-fluoro-6-((*R*)-2-(2-fluoro-4-(trifluoromethyl)phenyl)pyrrolidin-1-yl)pyrimidin-4-yl)amino)methyl)-3-hydroxypiperidin-1-yl)acetamide,

2-((3*R**,4*R**)-3-fluoro-4-(((5-fluoro-6-((*R*)-2-(2-fluoro-4-(trifluoromethyl)phenyl)pyrrolidin-1-yl)pyrimidin-4-yl)amino)methyl)piperidin-1-yl)acetamide,

20 2-((3*R**,4*R**)-3-fluoro-4-(((5-fluoro-6-((*S*)-3-(2-fluoro-4-(trifluoromethyl)phenyl)-morpholino)pyrimidin-4-yl)amino)methyl)piperidin-1-yl)acetamide,

2-((3*R**,4*R**)-4-(((6-((*R*)-4,4-difluoro-2-(2-fluoro-4-(trifluoromethyl)phenyl)pyrrolidin-1-yl)-5-fluoropyrimidin-4-yl)amino)methyl)-3-hydroxypiperidin-1-yl)acetamide,

25 2-((3*R**,4*R**)-4-(((6-((*R*)-4,4-difluoro-2-(2-fluoro-4-(trifluoromethyl)phenyl)pyrrolidin-1-yl)-5-fluoropyrimidin-4-yl)amino)methyl)-3-fluoropiperidin-1-yl)acetamide,

2-((*R**)-3,3-difluoro-4-(((5-fluoro-6-((*S*)-3-(2-fluoro-4-(trifluoromethyl)phenyl)-morpholino)pyrimidin-4-yl)amino)methyl)piperidin-1-yl)acetamide,

2-((*R**)-3,3-difluoro-4-(((5-fluoro-6-((*R*)-2-(2-fluoro-4-(trifluoromethyl)phenyl)pyrrolidin-1-yl)pyrimidin-4-yl)amino)methyl)piperidin-1-yl)acetamide, and

30 2-((*R**)-4-(((6-((*R*)-4,4-difluoro-2-(2-fluoro-4-(trifluoromethyl)phenyl)pyrrolidin-1-yl)-5-fluoropyrimidin-4-yl)amino)methyl)-3,3-difluoropiperidin-1-yl)acetamide.

In some cases, the compound, stereoisomer, or salt of a stereoisomer, according to Formula (I) is selected from the group consisting of:

2-((3*R**,4*R**)-4-(((5-fluoro-6-((*S*)-3-(4-(trifluoromethyl)phenyl)morpholino)pyrimidin-4-yl)amino)methyl)-3-hydroxypiperidin-1-yl)acetamide, 1st eluting isomer,

5 2-((3*R**,4*R**)-4-(((5-fluoro-6-((*S*)-3-(4-(trifluoromethyl)phenyl)morpholino)pyrimidin-4-yl)amino)methyl)-3-hydroxypiperidin-1-yl)acetamide, 2nd eluting isomer,

2-((*R**)-3,3-difluoro-4-(((5-fluoro-6-((*S*)-3-(4-(trifluoromethyl)phenyl)morpholino)-pyrimidin-4-yl)amino)methyl)piperidin-1-yl)acetamide, 1st eluting isomer,

10 2-((*R**)-3,3-difluoro-4-(((5-fluoro-6-((*S*)-3-(4-(trifluoromethyl)phenyl)morpholino)-pyrimidin-4-yl)amino)methyl)piperidin-1-yl)acetamide, 2nd eluting isomer,

2-((3*R**,4*R**)-3-fluoro-4-(((5-fluoro-6-((*S*)-3-(4-(trifluoromethyl)phenyl)morpholino)-pyrimidin-4-yl)amino)methyl)piperidin-1-yl)acetamide, 1st eluting isomer,

2-((3*R**,4*R**)-3-fluoro-4-(((5-fluoro-6-((*S*)-3-(4-(trifluoromethyl)phenyl)-morpholino)pyrimidin-4-yl)amino)methyl)piperidin-1-yl)acetamide, 2nd eluting isomer,

15 2-((*R**)-4-(((6-((*R*)-4,4-difluoro-2-(4-(trifluoromethyl)phenyl)pyrrolidin-1-yl)-5-fluoro-pyrimidin-4-yl)amino)methyl)-3,3-difluoropiperidin-1-yl)acetamide, 1st eluting isomer,

2-((*R**)-4-(((6-((*R*)-4,4-difluoro-2-(4-(trifluoromethyl)phenyl)pyrrolidin-1-yl)-5-fluoro-pyrimidin-4-yl)amino)methyl)-3,3-difluoropiperidin-1-yl)acetamide, 2nd eluting isomer,

20 2-((3*R**,4*R**)-4-(((6-((*R*)-4,4-difluoro-2-(4-(trifluoromethyl)phenyl)pyrrolidin-1-yl)-5-fluoro-pyrimidin-4-yl)amino)methyl)-3-fluoropiperidin-1-yl)acetamide, 1st eluting isomer,

2-((3*R**,4*R**)-4-(((6-((*R*)-4,4-difluoro-2-(4-(trifluoromethyl)phenyl)pyrrolidin-1-yl)-5-fluoropyrimidin-4-yl)amino)methyl)-3-fluoropiperidin-1-yl)acetamide, 2nd eluting isomer,

2-((3*R**,4*R**)-4-(((6-((*R*)-4,4-difluoro-2-(4-(trifluoromethyl)phenyl)pyrrolidin-1-yl)-5-fluoropyrimidin-4-yl)amino)methyl)-3-hydroxypiperidin-1-yl)acetamide, 1st eluting isomer,

25 and

2-((3*R**,4*R**)-4-(((6-((*R*)-4,4-difluoro-2-(4-(trifluoromethyl)phenyl)pyrrolidin-1-yl)-5-fluoropyrimidin-4-yl)amino)methyl)-3-hydroxypiperidin-1-yl)acetamide, 2nd eluting isomer.

In one embodiment, the compound or stereoisomer, or salt of the compound or stereoisomer according to Formula (I) is selected from the group consisting of:

30 2-(4-(((5-Fluoro-6-((*S*)-3-(5-trifluoromethyl)pyridin-2-yl)morpholino)pyrimidin-4-yl)amino)methyl)piperidin-1-yl)propanamide,

(*S*)-2-(4-(((5-fluoro-6-(3-(5-(trifluoromethyl)pyridin-2-yl)morpholino)pyrimidin-4-yl)amino)methyl)piperidin-1-yl)acetamide,

(*S*)-2-(4-(((5-fluoro-6-(3-(5-(trifluoromethyl)pyridin-2-yl)morpholino)pyrimidin-4-yl)amino)methyl)piperidin-1-yl)-2-methylpropanamide,

(*S*)-2-(4-fluoro-4-(((5-fluoro-6-(3-(4-(trifluoromethyl)phenyl)morpholino)pyrimidin-4-yl)amino)methyl)piperidin-1-yl)acetamide,

5 (*S*)-2-(4-(((5-fluoro-6-(3-(4-(trifluoromethyl)phenyl)morpholino)pyrimidin-4-yl)amino)methyl)piperidin-1-yl)acetamide,

(*S*)-2-(4-fluoro-4-(((5-fluoro-6-(3-(4-(trifluoromethoxy)phenyl)morpholino)pyrimidin-4-yl)amino)methyl)piperidin-1-yl)acetamide,

10 2-((3*RS*,4*RS*)-4-(((5-fluoro-6-((*S*)-3-(4-(trifluoromethyl)phenyl)morpholino)pyrimidin-4-yl)amino)methyl)-3-hydroxypiperidin-1-yl)acetamide,

2-((3*R**,4*R**)-4-(((5-fluoro-6-((*S*)-3-(4-(trifluoromethyl)phenyl)morpholino)pyrimidin-4-yl)amino)methyl)-3-hydroxypiperidin-1-yl)acetamide,

(*S*)-2-(4-fluoro-4-(((5-fluoro-6-(3-(5-(trifluoromethyl)pyridin-2-yl)morpholino)pyrimidin-4-yl)amino)methyl)piperidin-1-yl)acetamide,

15 2-((*R**)-3,3-difluoro-4-(((5-fluoro-6-((*S*)-3-(4-(trifluoromethyl)phenyl)-morpholino)pyrimidin-4-yl)amino)methyl)piperidin-1-yl)acetamide,

2-((3*R**,4*R**)-3-fluoro-4-(((5-fluoro-6-((*S*)-3-(4-(trifluoromethyl)phenyl)-morpholino)pyrimidin-4-yl)amino)methyl)piperidin-1-yl)acetamide,

20 2-((*R**)-3,3-difluoro-4-(((5-fluoro-6-((*S*)-3-(5-(trifluoromethyl)pyridin-2-yl)morpholino)pyrimidin-4-yl)amino)methyl)piperidin-1-yl)acetamide,

2-((3*R**,4*S**)-3-fluoro-4-(((5-fluoro-6-((*S*)-3-(5-(trifluoromethyl)pyridin-2-yl)morpholino)pyrimidin-4-yl)amino)methyl)piperidin-1-yl)acetamide,

2-((3*R**,4*R**)-3-fluoro-4-(((5-fluoro-6-((*S*)-3-(5-(trifluoromethyl)pyridin-2-yl)morpholino)pyrimidin-4-yl)amino)methyl)piperidin-1-yl)acetamide,

25 (*R*)-2-(4-(((6-(4,4-difluoro-2-(4-(trifluoromethyl)phenyl)pyrrolidin-1-yl)-5-fluoropyrimidin-4-yl)amino)methyl)-4-hydroxypiperidin-1-yl)acetamide,

2-((*R**)-4-(((6-((*R*)-4,4-difluoro-2-(4-(trifluoromethyl)phenyl)pyrrolidin-1-yl)-5-fluoropyrimidin-4-yl)amino)methyl)-3,3-difluoropiperidin-1-yl)acetamide,

2-((3*R**,4*R**)-4-(((6-((*R*)-4,4-difluoro-2-(4-(trifluoromethyl)phenyl)pyrrolidin-1-yl)-5-fluoropyrimidin-4-yl)amino)methyl)-3-fluoropiperidin-1-yl)acetamide,

30 2-((3*RS*,4*RS*)-4-(((6-((*R*)-4,4-difluoro-2-(4-(trifluoromethyl)phenyl)pyrrolidin-1-yl)-5-fluoropyrimidin-4-yl)amino)methyl)-3-hydroxypiperidin-1-yl)acetamide,

2-((3*R**,4*R**)-4-(((6-((*R*)-4,4-difluoro-2-(4-(trifluoromethyl)phenyl)pyrrolidin-1-yl)-5-fluoropyrimidin-4-yl)amino)methyl)-3-hydroxypiperidin-1-yl)acetamide,

- 2-((3*R**,4*R**)-4-(((6-((*R*)-4,4-difluoro-2-(5-(trifluoromethyl)pyridin-2-yl)pyrrolidin-1-yl)-5-fluoropyrimidin-4-yl)amino)methyl)-3-fluoropiperidin-1-yl)acetamide,
- 2-((*R**)-4-(((6-((*R*)-4,4-difluoro-2-(5-(trifluoromethyl)pyridin-2-yl)pyrrolidin-1-yl)-5-fluoropyrimidin-4-yl)amino)methyl)-3,3-difluoropiperidin-1-yl)acetamide,
- 5 2-((3*RS*,4*RS*)-4-(((6-((*R*)-4,4-difluoro-2-(5-(trifluoromethyl)pyridin-2-yl)pyrrolidin-1-yl)-5-fluoropyrimidin-4-yl)amino)methyl)-3-hydroxypiperidin-1-yl)acetamide,
- rel*-2-((3*R*,4*R*)-4-(((5-fluoro-6-((3*S*,5*R*)-3-methyl-5-(3-(trifluoromethyl)-phenyl)morpholino)pyrimidin-4-yl)amino)methyl)-3-hydroxypiperidin-1-yl)acetamide,
- rel*-2-((3*R*,4*R*)-4-(((5-fluoro-6-((3*R*,5*S*)-3-methyl-5-(3-(trifluoromethyl)phenyl)-morpholino)pyrimidin-4-yl)amino)methyl)-3-hydroxypiperidin-1-yl)acetamide,
- 10 *rel*-2-((3*R*,4*R*)-4-(((5-fluoro-6-((3*S*,5*R*)-3-methyl-5-(4-(trifluoromethyl)phenyl)-morpholino)pyrimidin-4-yl)amino)methyl)-3-hydroxypiperidin-1-yl)acetamide,
- rel*-2-((3*R*,4*R*)-4-(((5-fluoro-6-((3*R*,5*S*)-3-methyl-5-(4-(trifluoromethyl)phenyl)-morpholino)pyrimidin-4-yl)amino)methyl)-3-hydroxypiperidin-1-yl)acetamide,
- 15 (*S*)-2-(4-(((5-fluoro-6-(3-(4-(trifluoromethoxy)phenyl)morpholino)pyrimidin-4-yl)amino)methyl)piperidin-1-yl)acetamide,
- 2-(4-(((6-(4,4-difluoro-2-(4-(trifluoromethyl)phenyl)pyrrolidin-1-yl)-5-fluoropyrimidin-4-yl)amino)methyl)piperidin-1-yl)acetamide,
- 2-(4-(((5-fluoro-6-(2-(4-(trifluoromethyl)phenyl)pyrrolidin-1-yl)pyrimidin-4-yl)amino)methyl)piperidin-1-yl)acetamide,
- 20 (*R*)-2-(4-(((5-fluoro-6-(2-(4-(trifluoromethyl)phenyl)pyrrolidin-1-yl)pyrimidin-4-yl)amino)methyl)piperidin-1-yl)acetamide,
- 2-(4-(((5-fluoro-6-(2-(2-hydroxy-4-(trifluoromethyl)phenyl)pyrrolidin-1-yl)pyrimidin-4-yl)amino)methyl)piperidin-1-yl)acetamide,
- 25 *rac*-2-(4-(((5-fluoro-6-((2*R*,4*R*)-4-fluoro-2-(4-(trifluoromethyl)phenyl)pyrrolidin-1-yl)pyrimidin-4-yl)amino)methyl)piperidin-1-yl)acetamide,
- 2-(4-(((5-fluoro-6-(2-(4-(trifluoromethyl)phenyl)azetidin-1-yl)pyrimidin-4-yl)amino)methyl)piperidin-1-yl)acetamide,
- rac*-2-((3*R*,4*R*)-4-(((6-(2-(4-chlorophenyl)pyrrolidin-1-yl)-5-fluoropyrimidin-4-yl)amino)methyl)-3-hydroxypiperidin-1-yl)acetamide,
- 30 2-((3*RS*,4*RS*)-4-(((5-fluoro-6-((1*S**,5*R**)-1-(6-(trifluoromethyl)pyridin-3-yl)-2-azabicyclo[3.1.0]hexan-2-yl)pyrimidin-4-yl)amino)methyl)-3-hydroxypiperidin-1-yl)acetamide,
- rac*-2-((3*R*,4*R*)-4-(((5-fluoro-6-(2-(6-(trifluoromethyl)pyridin-3-yl)-3-azabicyclo[3.1.0]hexan-3-yl)pyrimidin-4-yl)amino)methyl)-3-hydroxypiperidin-1-yl)acetamide,

rac-2-((3*R*,4*R*)-4-(((5-fluoro-6-(2-(4-(trifluoromethyl)phenyl)azetidin-1-yl)pyrimidin-4-yl)amino)methyl)-3-hydroxypiperidin-1-yl)acetamide,

2-((3*R**,4*R**)-4-(((5-fluoro-6-((*S*)-3-(2-fluoro-4-(trifluoromethyl)phenyl)morpholino)-pyrimidin-4-yl)amino)methyl)-3-hydroxypiperidin-1-yl)acetamide,

5 2-((3*R**,4*R**)-4-(((5-fluoro-6-((*R*)-2-(2-fluoro-4-(trifluoromethyl)phenyl)pyrrolidin-1-yl)pyrimidin-4-yl)amino)methyl)-3-hydroxypiperidin-1-yl)acetamide,

2-((3*R**,4*R**)-3-fluoro-4-(((5-fluoro-6-((*R*)-2-(2-fluoro-4-(trifluoromethyl)phenyl)pyrrolidin-1-yl)pyrimidin-4-yl)amino)methyl)piperidin-1-yl)acetamide,

10 2-((3*R**,4*R**)-3-fluoro-4-(((5-fluoro-6-((*S*)-3-(2-fluoro-4-(trifluoromethyl)phenyl)-morpholino)pyrimidin-4-yl)amino)methyl)piperidin-1-yl)acetamide,

2-((3*R**,4*R**)-4-(((6-((*R*)-4,4-difluoro-2-(2-fluoro-4-(trifluoromethyl)phenyl)pyrrolidin-1-yl)-5-fluoropyrimidin-4-yl)amino)methyl)-3-hydroxypiperidin-1-yl)acetamide,

2-((3*R**,4*R**)-4-(((6-((*R*)-4,4-difluoro-2-(2-fluoro-4-(trifluoromethyl)phenyl)pyrrolidin-1-yl)-5-fluoropyrimidin-4-yl)amino)methyl)-3-fluoropiperidin-1-yl)acetamide,

15 2-((*R**)-3,3-difluoro-4-(((5-fluoro-6-((*S*)-3-(2-fluoro-4-(trifluoromethyl)phenyl)-morpholino)pyrimidin-4-yl)amino)methyl)piperidin-1-yl)acetamide,

2-((*R**)-3,3-difluoro-4-(((5-fluoro-6-((*R*)-2-(2-fluoro-4-(trifluoromethyl)phenyl)pyrrolidin-1-yl)pyrimidin-4-yl)amino)methyl)piperidin-1-yl)acetamide, and

20 2-((*R**)-4-(((6-((*R*)-4,4-difluoro-2-(2-fluoro-4-(trifluoromethyl)phenyl)pyrrolidin-1-yl)-5-fluoropyrimidin-4-yl)amino)methyl)-3,3-difluoropiperidin-1-yl)acetamide.

In some cases, the compound, stereoisomer or salt is selected from the group consisting of

2-4-(((5-fluoro-6-(3-(5-(trifluoromethyl)pyridin-2-yl)morpholino)pyrimidin-4-yl)amino)methyl)piperidin-1-yl)propanamide,

25 2-4-(((5-fluoro-6-(3-(5-(trifluoromethyl)pyridin-2-yl)morpholino)pyrimidin-4-yl)amino)methyl)piperidin-1-yl)acetamide,

2-4-(((5-fluoro-6-(3-(5-(trifluoromethyl)pyridin-2-yl)morpholino)pyrimidin-4-yl)amino)methyl)piperidin-1-yl)-2-methylpropanamide,

30 2-4-fluoro-4-(((5-fluoro-6-(3-(4-(trifluoromethyl)phenyl)morpholino)pyrimidin-4-yl)amino)methyl)piperidin-1-yl)acetamide,

2-4-(((5-fluoro-6-(3-(4-(trifluoromethyl)phenyl)morpholino)pyrimidin-4-yl)amino)methyl)piperidin-1-yl)acetamide,

2-4-fluoro-4-(((5-fluoro-6-(3-(4-(trifluoromethoxy)phenyl)morpholino)pyrimidin-4-yl)amino)methyl)piperidin-1-yl)acetamide,

2-(4-(((5-fluoro-6-(3-(4-(trifluoromethyl)phenyl)morpholino)pyrimidin-4-yl)amino)methyl)-3-hydroxypiperidin-1-yl)acetamide,

2-(4-fluoro-4-(((5-fluoro-6-(3-(5-(trifluoromethyl)pyridin-2-yl)morpholino)pyrimidin-4-yl)amino)methyl)piperidin-1-yl)acetamide,

5 2-(3,3-difluoro-4-(((5-fluoro-6-(3-(4-(trifluoromethyl)phenyl)morpholino)pyrimidin-4-yl)amino)methyl)piperidin-1-yl)acetamide,

2-(3-fluoro-4-(((5-fluoro-6-(3-(4-(trifluoromethyl)phenyl)morpholino)pyrimidin-4-yl)amino)methyl)piperidin-1-yl)acetamide,

10 2-(3,3-difluoro-4-(((5-fluoro-6-(3-(5-(trifluoromethyl)pyridin-2-yl)morpholino)pyrimidin-4-yl)amino)methyl)piperidin-1-yl)acetamide,

2-(3-fluoro-4-(((5-fluoro-6-(3-(5-(trifluoromethyl)pyridin-2-yl)morpholino)pyrimidin-4-yl)amino)methyl)piperidin-1-yl)acetamide,

2-(4-(((6-(4,4-difluoro-2-(4-(trifluoromethyl)phenyl)pyrrolidin-1-yl)-5-fluoropyrimidin-4-yl)amino)methyl)-4-hydroxypiperidin-1-yl)acetamide,

15 2-(4-(((6-(4,4-difluoro-2-(4-(trifluoromethyl)phenyl)pyrrolidin-1-yl)-5-fluoropyrimidin-4-yl)amino)methyl)-3,3-difluoropiperidin-1-yl)acetamide,

2-(4-(((6-(4,4-difluoro-2-(4-(trifluoromethyl)phenyl)pyrrolidin-1-yl)-5-fluoropyrimidin-4-yl)amino)methyl)-3-fluoropiperidin-1-yl)acetamide,

20 2-(4-(((6-(4,4-difluoro-2-(4-(trifluoromethyl)phenyl)pyrrolidin-1-yl)-5-fluoropyrimidin-4-yl)amino)methyl)-3-hydroxypiperidin-1-yl)acetamide,

2-(4-(((6-(4,4-difluoro-2-(5-(trifluoromethyl)pyridin-2-yl)pyrrolidin-1-yl)-5-fluoropyrimidin-4-yl)amino)methyl)-3-fluoropiperidin-1-yl)acetamide,

2-(4-(((6-(4,4-difluoro-2-(5-(trifluoromethyl)pyridin-2-yl)pyrrolidin-1-yl)-5-fluoropyrimidin-4-yl)amino)methyl)-3,3-difluoropiperidin-1-yl)acetamide,

25 2-(4-(((6-(4,4-difluoro-2-(5-(trifluoromethyl)pyridin-2-yl)pyrrolidin-1-yl)-5-fluoropyrimidin-4-yl)amino)methyl)-3-hydroxypiperidin-1-yl)acetamide,

2-(4-(((5-fluoro-6-(3-methyl-5-(3-(trifluoromethyl)phenyl)morpholino)pyrimidin-4-yl)amino)methyl)-3-hydroxypiperidin-1-yl)acetamide,

30 2-(4-(((5-fluoro-6-(3-methyl-5-(4-(trifluoromethyl)phenyl)morpholino)pyrimidin-4-yl)amino)methyl)-3-hydroxypiperidin-1-yl)acetamide,

2-(4-(((5-fluoro-6-(3-(4-(trifluoromethoxy)phenyl)morpholino)pyrimidin-4-yl)amino)methyl)piperidin-1-yl)acetamide,

2-(4-(((6-(4,4-difluoro-2-(4-(trifluoromethyl)phenyl)pyrrolidin-1-yl)-5-fluoropyrimidin-4-yl)amino)methyl)piperidin-1-yl)acetamide,

2-(4-(((5-fluoro-6-(2-(4-(trifluoromethyl)phenyl)pyrrolidin-1-yl)pyrimidin-4-yl)amino)methyl)piperidin-1-yl)acetamide,

2-(4-(((5-fluoro-6-(2-(2-hydroxy-4-(trifluoromethyl)phenyl)pyrrolidin-1-yl)pyrimidin-4-yl)amino)methyl)piperidin-1-yl)acetamide,

5 2-(4-(((5-fluoro-6-(4-fluoro-2-(4-(trifluoromethyl)phenyl)pyrrolidin-1-yl)pyrimidin-4-yl)amino)methyl)piperidin-1-yl)acetamide,

2-(4-(((5-fluoro-6-(2-(4-(trifluoromethyl)phenyl)azetidin-1-yl)pyrimidin-4-yl)amino)methyl)piperidin-1-yl)acetamide,

10 2-(4-(((6-(2-(4-chlorophenyl)pyrrolidin-1-yl)-5-fluoropyrimidin-4-yl)amino)methyl)-3-hydroxypiperidin-1-yl)acetamide,

2-(4-(((5-fluoro-6-(1-(6-(trifluoromethyl)pyridin-3-yl)-2-azabicyclo[3.1.0]hexan-2-yl)pyrimidin-4-yl)amino)methyl)-3-hydroxypiperidin-1-yl)acetamide,

2-(4-(((5-fluoro-6-(2-(6-(trifluoromethyl)pyridin-3-yl)-3-azabicyclo[3.1.0]hexan-3-yl)pyrimidin-4-yl)amino)methyl)-3-hydroxypiperidin-1-yl)acetamide,

15 2-(4-(((5-fluoro-6-(2-(4-(trifluoromethyl)phenyl)azetidin-1-yl)pyrimidin-4-yl)amino)methyl)-3-hydroxypiperidin-1-yl)acetamide,

2-(4-(((5-fluoro-6-(3-(2-fluoro-4-(trifluoromethyl)phenyl)morpholino)pyrimidin-4-yl)amino)methyl)-3-hydroxypiperidin-1-yl)acetamide,

20 2-(4-(((5-fluoro-6-(2-(2-fluoro-4-(trifluoromethyl)phenyl)pyrrolidin-1-yl)pyrimidin-4-yl)amino)methyl)-3-hydroxypiperidin-1-yl)acetamide,

2-(3-fluoro-4-(((5-fluoro-6-(2-(2-fluoro-4-(trifluoromethyl)phenyl)pyrrolidin-1-yl)-pyrimidin-4-yl)amino)methyl)piperidin-1-yl)acetamide,

2-(3-fluoro-4-(((5-fluoro-6-(3-(2-fluoro-4-(trifluoromethyl)phenyl)-morpholino)pyrimidin-4-yl)amino)methyl)piperidin-1-yl)acetamide,

25 2-(4-(((6-(4,4-difluoro-2-(2-fluoro-4-(trifluoromethyl)phenyl)pyrrolidin-1-yl)-5-fluoropyrimidin-4-yl)amino)methyl)-3-hydroxypiperidin-1-yl)acetamide,

2-(4-(((6-(4,4-difluoro-2-(2-fluoro-4-(trifluoromethyl)phenyl)pyrrolidin-1-yl)-5-fluoropyrimidin-4-yl)amino)methyl)-3-fluoropiperidin-1-yl)acetamide,

30 2-(3,3-difluoro-4-(((5-fluoro-6-(3-(2-fluoro-4-(trifluoromethyl)phenyl)-morpholino)pyrimidin-4-yl)amino)methyl)piperidin-1-yl)acetamide,

2-(3,3-difluoro-4-(((5-fluoro-6-(2-(2-fluoro-4-(trifluoromethyl)phenyl)pyrrolidin-1-yl)pyrimidin-4-yl)amino)methyl)piperidin-1-yl)acetamide, and

2-(4-(((6-(4,4-difluoro-2-(2-fluoro-4-(trifluoromethyl)phenyl)pyrrolidin-1-yl)-5-fluoropyrimidin-4-yl)amino)methyl)-3,3-difluoropiperidin-1-yl)acetamide.

In one embodiment, the compound or stereoisomer, or salt of the compound or stereoisomer is selected from the group consisting of:

2-((3*R**,4*R**)-4-(((5-fluoro-6-((*S*)-3-(4-(trifluoromethyl)phenyl)morpholino)pyrimidin-4-yl)amino)methyl)-3-hydroxypiperidin-1-yl)acetamide,

5 2-((*R**)-3,3-difluoro-4-(((5-fluoro-6-((*S*)-3-(4-(trifluoromethyl)phenyl)morpholino)-pyrimidin-4-yl)amino)methyl)piperidin-1-yl)acetamide,

2-((3*R**,4*R**)-3-fluoro-4-(((5-fluoro-6-((*S*)-3-(4-(trifluoromethyl)phenyl)-morpholino)pyrimidin-4-yl)amino)methyl)piperidin-1-yl)acetamide,

10 2-((*R**)-4-(((6-((*R*)-4,4-difluoro-2-(4-(trifluoromethyl)phenyl)pyrrolidin-1-yl)-5-fluoropyrimidin-4-yl)amino)methyl)-3,3-difluoropiperidin-1-yl)acetamide,

2-((3*R**,4*R**)-4-(((6-((*R*)-4,4-difluoro-2-(4-(trifluoromethyl)phenyl)pyrrolidin-1-yl)-5-fluoropyrimidin-4-yl)amino)methyl)-3-fluoropiperidin-1-yl)acetamide, and

2-((3*R**,4*R**)-4-(((6-((*R*)-4,4-difluoro-2-(4-(trifluoromethyl)phenyl)pyrrolidin-1-yl)-5-fluoropyrimidin-4-yl)amino)methyl)-3-hydroxypiperidin-1-yl)acetamide.

15 In one embodiment, the compound or stereoisomer, or salt of the compound or stereoisomer is selected from the group consisting of:

2-(4-(((5-fluoro-6-(3-(4-(trifluoromethyl)phenyl)morpholino)pyrimidin-4-yl)amino)methyl)-3-hydroxypiperidin-1-yl)acetamide,

20 2-(3,3-difluoro-4-(((5-fluoro-6-(3-(4-(trifluoromethyl)phenyl)morpholino)pyrimidin-4-yl)amino)methyl)piperidin-1-yl)acetamide,

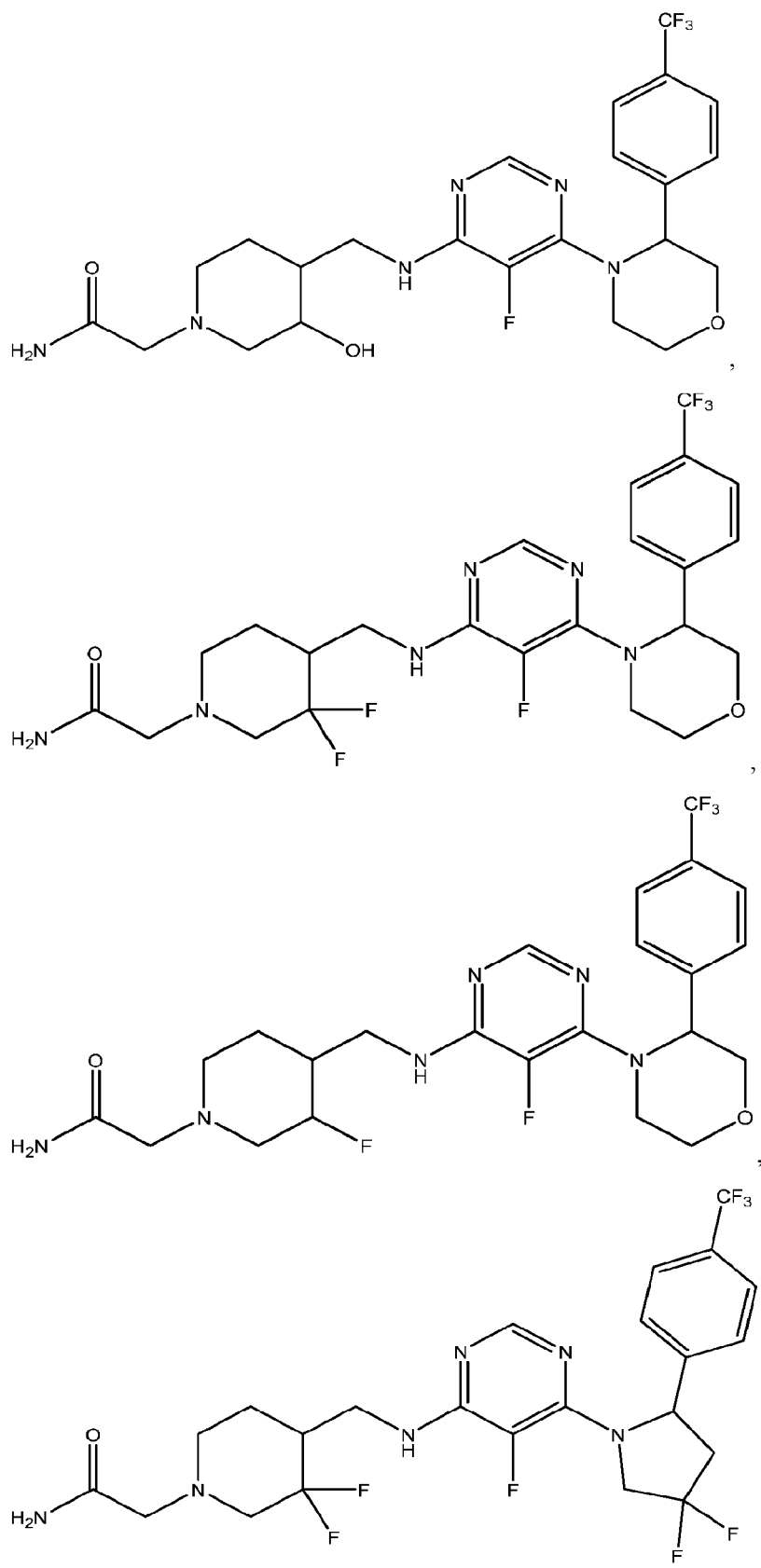
2-(3-fluoro-4-(((5-fluoro-6-(3-(4-(trifluoromethyl)phenyl)morpholino)pyrimidin-4-yl)amino)methyl)piperidin-1-yl)acetamide,

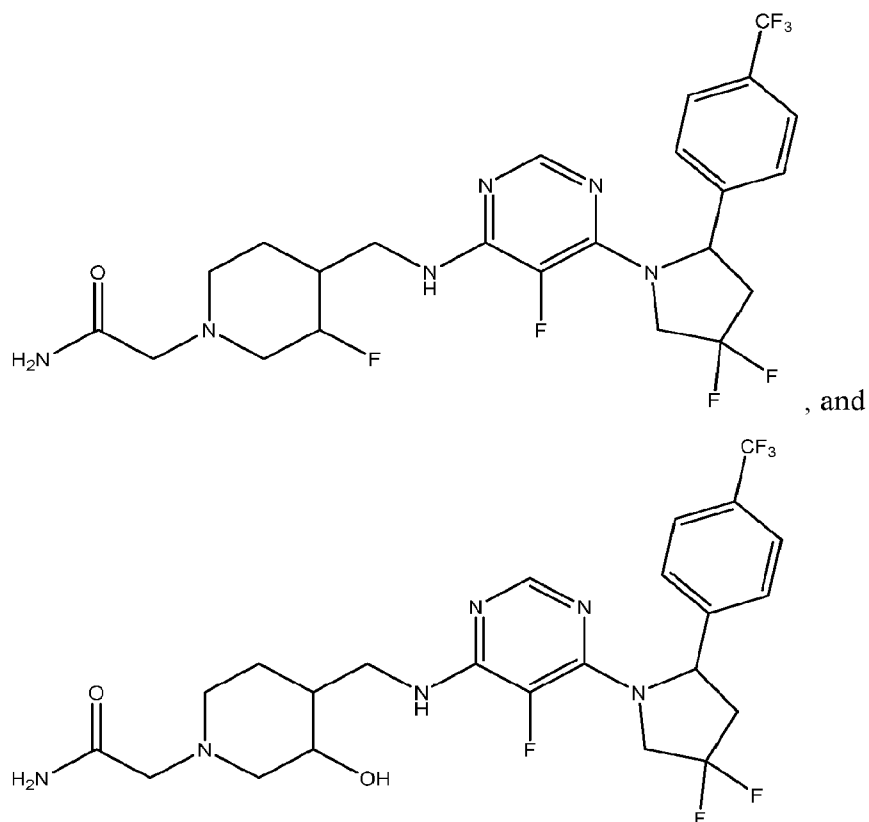
2-(4-(((6-(4,4-difluoro-2-(4-(trifluoromethyl)phenyl)pyrrolidin-1-yl)-5-fluoropyrimidin-4-yl)amino)methyl)-3,3-difluoropiperidin-1-yl)acetamide,

25 2-(4-(((6-(4,4-difluoro-2-(4-(trifluoromethyl)phenyl)pyrrolidin-1-yl)-5-fluoropyrimidin-4-yl)amino)methyl)-3-fluoropiperidin-1-yl)acetamide, and

2-(4-(((6-(4,4-difluoro-2-(4-(trifluoromethyl)phenyl)pyrrolidin-1-yl)-5-fluoropyrimidin-4-yl)amino)methyl)-3-hydroxypiperidin-1-yl)acetamide.

30 In various cases, the compound, stereoisomer, or salt is selected from the group consisting of





In some embodiments whenever a halogen is specified as a substituent the halogen is selected from fluoro or chloro.

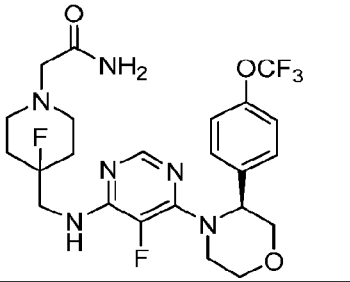
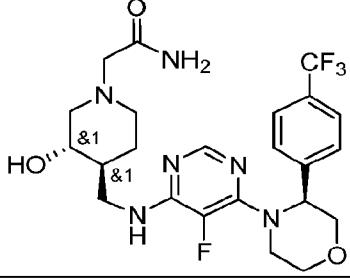
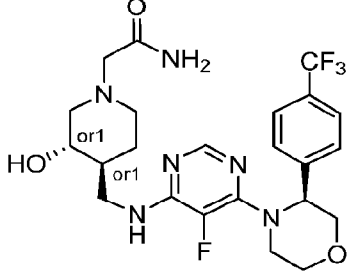
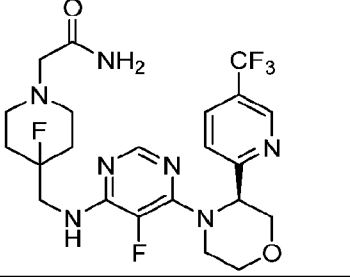
5 Embodiments and particular disclosures used herein are to illustrate different alternatives of the disclosure and embodiments may be combined with other applicable embodiments.

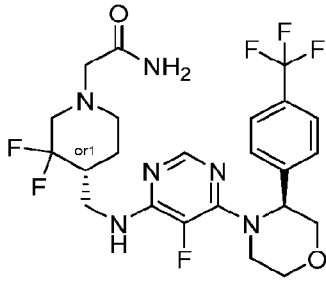
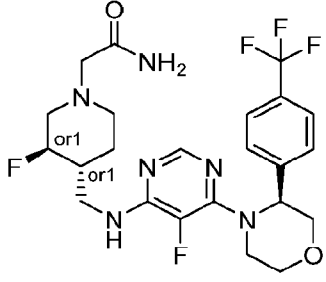
Specific examples of compounds are disclosed in Table 1 below.

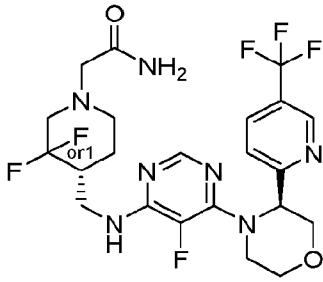
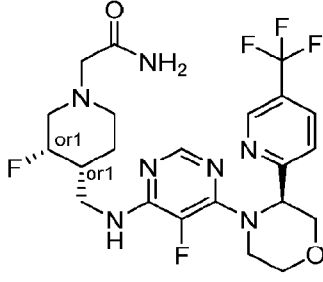
10

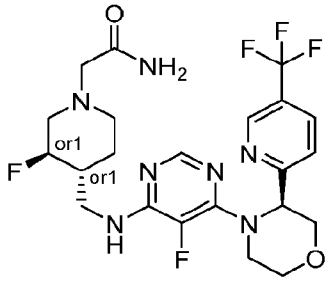
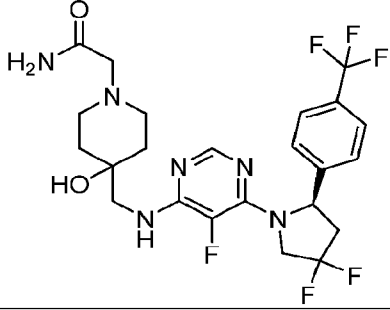
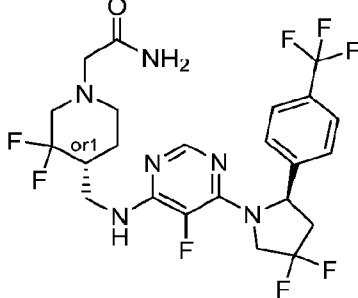
Table 1. Example compounds by Structure and Name.

Ex. No.	Structure	Name
H6-1		2-(4-(((5-Fluoro-6-((<i>S</i>)-3-(5-trifluoromethyl)pyridin-2-yl)morpholino)pyrimidin-4-yl)amino)methyl)piperidin-1-yl)propanamide
H6-2		(<i>S</i>)-2-(4-(((5-fluoro-6-(3-(5-(trifluoromethyl)pyridin-2-yl)morpholino)pyrimidin-4-yl)amino)methyl)piperidin-1-yl)acetamide
H6-3		(<i>S</i>)-2-(4-(((5-fluoro-6-(3-(5-(trifluoromethyl)pyridin-2-yl)morpholino)pyrimidin-4-yl)amino)methyl)piperidin-1-yl)-2-methylpropanamide
H6-4		(<i>S</i>)-2-(4-fluoro-4-(((5-fluoro-6-(3-(4-(trifluoromethyl)phenyl)morpholino)pyrimidin-4-yl)amino)methyl)piperidin-1-yl)acetamide
H6-5		(<i>S</i>)-2-(4-(((5-fluoro-6-(3-(4-(trifluoromethyl)phenyl)morpholino)pyrimidin-4-yl)amino)methyl)piperidin-1-yl)acetamide

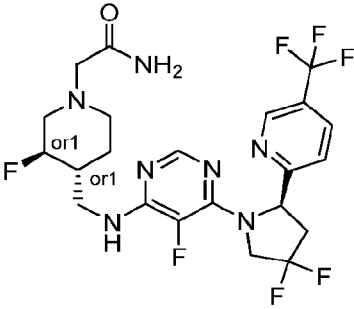
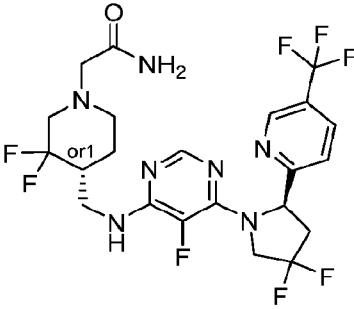
H6-6		(<i>S</i>)-2-(4-fluoro-4-(((5-fluoro-6-(3-(4-(trifluoromethoxy)phenyl)morpholino)pyrimidin-4-yl)amino)methyl)piperidin-1-yl)acetamide
H6-7		2-((3 <i>RS</i> ,4 <i>RS</i>)-4-(((5-fluoro-6-((<i>S</i>)-3-(4-(trifluoromethyl)phenyl)morpholino)pyrimidin-4-yl)amino)methyl)-3-hydroxypiperidin-1-yl)acetamide
H6-7-1		2-((3 <i>R</i> *,4 <i>R</i> *)-4-(((5-fluoro-6-((<i>S</i>)-3-(4-(trifluoromethyl)phenyl)morpholino)pyrimidin-4-yl)amino)methyl)-3-hydroxypiperidin-1-yl)acetamide 1 st eluting isomer
H6-7-2		2-((3 <i>R</i> *,4 <i>R</i> *)-4-(((5-fluoro-6-((<i>S</i>)-3-(4-(trifluoromethyl)phenyl)morpholino)pyrimidin-4-yl)amino)methyl)-3-hydroxypiperidin-1-yl)acetamide 2 nd eluting isomer
H6-8		(<i>S</i>)-2-(4-fluoro-4-(((5-fluoro-6-(3-(5-(trifluoromethyl)pyridin-2-yl)morpholino)pyrimidin-4-yl)amino)methyl)piperidin-1-yl)acetamide

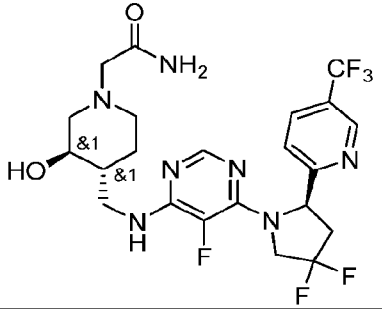
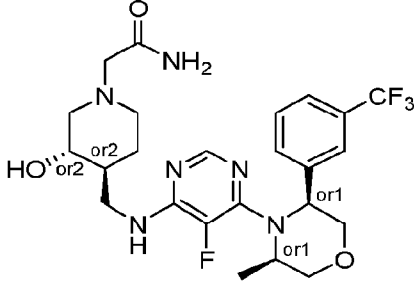
H6-9-1		<p>2-((<i>R</i>[*])-3,3-difluoro-4-(((5-fluoro-6-((<i>S</i>)-3-(4-(trifluoromethyl)phenyl)morpholino)pyrimidin-4-yl)amino)methyl)piperidin-1-yl)acetamide</p> <p>1st eluting isomer</p>
H6-9-2		<p>2-((<i>R</i>[*])-3,3-difluoro-4-(((5-fluoro-6-((<i>S</i>)-3-(4-(trifluoromethyl)phenyl)morpholino)pyrimidin-4-yl)amino)methyl)piperidin-1-yl)acetamide</p> <p>2nd eluting isomer</p>
H6-10-1		<p>2-((3<i>R</i>[*],4<i>R</i>[*])-3-fluoro-4-(((5-fluoro-6-((<i>S</i>)-3-(4-(trifluoromethyl)phenyl)morpholino)pyrimidin-4-yl)amino)methyl)piperidin-1-yl)acetamide</p> <p>1st eluting isomer</p>
H6-10-2		<p>2-((3<i>R</i>[*],4<i>R</i>[*])-3-fluoro-4-(((5-fluoro-6-((<i>S</i>)-3-(4-(trifluoromethyl)phenyl)morpholino)pyrimidin-4-yl)amino)methyl)piperidin-1-yl)acetamide</p> <p>2nd eluting isomer</p>

H6-11-1		<p>2-((<i>R</i>[*])-3,3-difluoro-4-(((5-fluoro-6-((<i>S</i>)-3-(5-(trifluoromethyl)pyridin-2-yl)morpholino)pyrimidin-4-yl)amino)methyl)piperidin-1-yl)acetamide</p> <p>1st eluting isomer</p>
H6-11-2		<p>2-((<i>R</i>[*])-3,3-difluoro-4-(((5-fluoro-6-((<i>S</i>)-3-(5-(trifluoromethyl)pyridin-2-yl)morpholino)pyrimidin-4-yl)amino)methyl)piperidin-1-yl)acetamide</p> <p>2nd eluting isomer</p>
H6-12-1		<p>2-((3<i>R</i>[*],4<i>S</i>[*])-3-fluoro-4-(((5-fluoro-6-((<i>S</i>)-3-(5-(trifluoromethyl)pyridin-2-yl)morpholino)pyrimidin-4-yl)amino)methyl)piperidin-1-yl)acetamide</p> <p>1st eluting isomer</p>
H6-12-2		<p>2-((3<i>R</i>[*],4<i>S</i>[*])-3-fluoro-4-(((5-fluoro-6-((<i>S</i>)-3-(5-(trifluoromethyl)pyridin-2-yl)morpholino)pyrimidin-4-yl)amino)methyl)piperidin-1-yl)acetamide</p> <p>2nd eluting isomer</p>

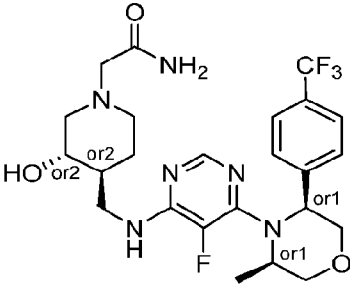
H6-13-1		<p>2-((3<i>R</i>*,4<i>R</i>*)-3-fluoro-4-(((5-fluoro-6-((<i>S</i>)-3-(5-(trifluoromethyl)pyridin-2-yl)morpholino)pyrimidin-4-yl)amino)methyl)piperidin-1-yl)acetamide</p> <p>1st eluting isomer</p>
H6-13-2		<p>2-((3<i>R</i>*,4<i>R</i>*)-3-fluoro-4-(((5-fluoro-6-((<i>S</i>)-3-(5-(trifluoromethyl)pyridin-2-yl)morpholino)pyrimidin-4-yl)amino)methyl)piperidin-1-yl)acetamide</p> <p>2nd eluting isomer</p>
H6-14		<p>(<i>R</i>)-2-(4-(((6-(4,4-difluoro-2-(4-(trifluoromethyl)phenyl)pyrrolidin-1-yl)-5-fluoropyrimidin-4-yl)amino)methyl)-4-hydroxypiperidin-1-yl)acetamide</p>
H6-15-1		<p>2-((<i>R</i>*)-4-(((6-((<i>R</i>)-4,4-difluoro-2-(4-(trifluoromethyl)phenyl)pyrrolidin-1-yl)-5-fluoropyrimidin-4-yl)amino)methyl)-3,3-difluoropiperidin-1-yl)acetamide</p> <p>1st eluting isomer</p>
H6-15-2		<p>2-((<i>R</i>*)-4-(((6-((<i>R</i>)-4,4-difluoro-2-(4-(trifluoromethyl)phenyl)pyrrolidin-1-yl)-5-fluoropyrimidin-4-yl)amino)methyl)-3,3-difluoropiperidin-1-yl)acetamide</p>

		2 nd eluting isomer
H6-16-1		<p>2-((3<i>R</i>*,4<i>R</i>*)-4-(((6-((<i>R</i>)-4,4-difluoro-2-(4-(trifluoromethyl)phenyl)pyrrolidin-1-yl)-5-fluoropyrimidin-4-yl)amino)methyl)-3-fluoropiperidin-1-yl)acetamide</p> <p>1st eluting isomer</p>
H6-16-2		<p>2-((3<i>R</i>*,4<i>R</i>*)-4-(((6-((<i>R</i>)-4,4-difluoro-2-(4-(trifluoromethyl)phenyl)pyrrolidin-1-yl)-5-fluoropyrimidin-4-yl)amino)methyl)-3-fluoropiperidin-1-yl)acetamide</p> <p>2nd eluting isomer</p>
H6-17		<p>2-((3<i>RS</i>,4<i>RS</i>)-4-(((6-((<i>R</i>)-4,4-difluoro-2-(4-(trifluoromethyl)phenyl)pyrrolidin-1-yl)-5-fluoropyrimidin-4-yl)amino)methyl)-3-hydroxypiperidin-1-yl)acetamide</p>
H6-17-1		<p>2-((3<i>R</i>*,4<i>R</i>*)-4-(((6-((<i>R</i>)-4,4-difluoro-2-(4-(trifluoromethyl)phenyl)pyrrolidin-1-yl)-5-fluoropyrimidin-4-yl)amino)methyl)-3-hydroxypiperidin-1-yl)acetamide</p> <p>1st eluting isomer</p>
H6-17-2		<p>2-((3<i>R</i>*,4<i>R</i>*)-4-(((6-((<i>R</i>)-4,4-difluoro-2-(4-(trifluoromethyl)phenyl)pyrrolidin-1-</p>

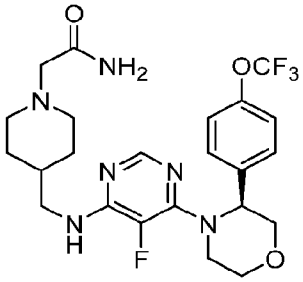
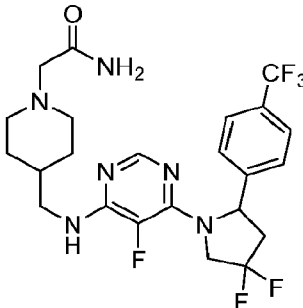
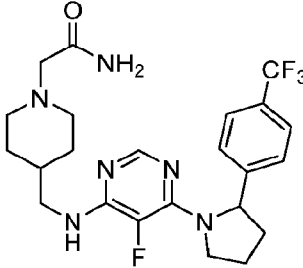
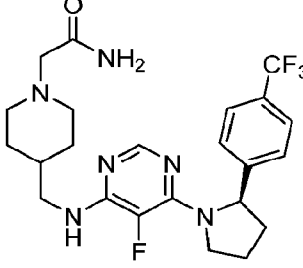
		yl)-5-fluoropyrimidin-4-yl)amino)methyl)-3-hydroxypiperidin-1-yl)acetamide 2 nd eluting isomer
H6-18-1		2-((3 <i>R</i> *,4 <i>R</i> *)-4-(((6-((<i>R</i>)-4,4-difluoro-2-(5-(trifluoromethyl)pyridin-2-yl)pyrrolidin-1-yl)-5-fluoropyrimidin-4-yl)amino)methyl)-3-fluoropiperidin-1-yl)acetamide 1 st eluting isomer
H6-18-2		2-((3 <i>R</i> *,4 <i>R</i> *)-4-(((6-((<i>R</i>)-4,4-difluoro-2-(5-(trifluoromethyl)pyridin-2-yl)pyrrolidin-1-yl)-5-fluoropyrimidin-4-yl)amino)methyl)-3-fluoropiperidin-1-yl)acetamide 2 nd eluting isomer
H6-19-1		2-((<i>R</i> *)-4-(((6-((<i>R</i>)-4,4-difluoro-2-(5-(trifluoromethyl)pyridin-2-yl)pyrrolidin-1-yl)-5-fluoropyrimidin-4-yl)amino)methyl)-3,3-difluoropiperidin-1-yl)acetamide 1 st eluting isomer
H6-19-2		2-((<i>R</i> *)-4-(((6-((<i>R</i>)-4,4-difluoro-2-(5-(trifluoromethyl)pyridin-2-yl)pyrrolidin-1-yl)-5-fluoropyrimidin-4-

		yl)amino)methyl)-3,3-difluoropiperidin-1-yl)acetamide 2 nd eluting isomer
H6-20		2-((3 <i>RS</i> ,4 <i>RS</i>)-4-(((6-((<i>R</i>)-4,4-difluoro-2-(5-(trifluoromethyl)pyridin-2-yl)pyrrolidin-1-yl)-5-fluoropyrimidin-4-yl)amino)methyl)-3-hydroxypiperidin-1-yl)acetamide
H6-21-1		<i>rel</i> -2-((3 <i>R</i> ,4 <i>R</i>)-4-(((5-fluoro-6-((3 <i>S</i> ,5 <i>R</i>)-3-methyl-5-(3-(trifluoromethyl)phenyl)morpholino)pyrimidin-4-yl)amino)methyl)-3-hydroxypiperidin-1-yl)acetamide OR <i>rel</i> -2-((3 <i>R</i> ,4 <i>R</i>)-4-(((5-fluoro-6-((3 <i>R</i> ,5 <i>S</i>)-3-methyl-5-(3-(trifluoromethyl)phenyl)morpholino)pyrimidin-4-yl)amino)methyl)-3-hydroxypiperidin-1-yl)acetamide 1 st eluting isomer
H6-21-2		<i>rel</i> -2-((3 <i>R</i> ,4 <i>R</i>)-4-(((5-fluoro-6-((3 <i>S</i> ,5 <i>R</i>)-3-methyl-5-(3-(trifluoromethyl)phenyl)morpholino)pyrimidin-4-yl)amino)methyl)-3-hydroxypiperidin-1-yl)acetamide OR

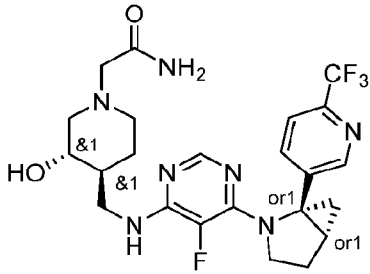
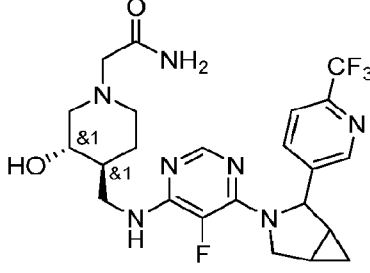
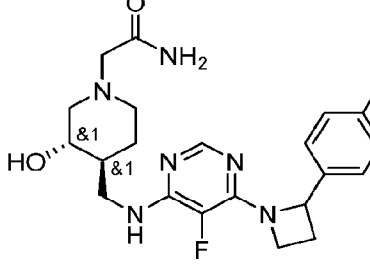
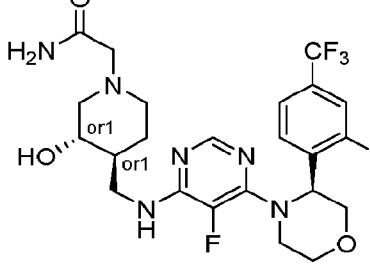
		<p><i>rel</i>-2-((3<i>R</i>,4<i>R</i>)-4-(((5-fluoro-6-((3<i>R</i>,5<i>S</i>)-3-methyl-5-(3-(trifluoromethyl)phenyl)morpholino)pyrimidin-4-yl)amino)methyl)-3-hydroxypiperidin-1-yl)acetamide</p> <p>2nd eluting isomer</p>
H6-21-3		<p><i>rel</i>-2-((3<i>R</i>,4<i>R</i>)-4-(((5-fluoro-6-((3<i>S</i>,5<i>R</i>)-3-methyl-5-(3-(trifluoromethyl)phenyl)morpholino)pyrimidin-4-yl)amino)methyl)-3-hydroxypiperidin-1-yl)acetamide</p> <p>OR</p> <p><i>rel</i>-2-((3<i>R</i>,4<i>R</i>)-4-(((5-fluoro-6-((3<i>R</i>,5<i>S</i>)-3-methyl-5-(3-(trifluoromethyl)phenyl)morpholino)pyrimidin-4-yl)amino)methyl)-3-hydroxypiperidin-1-yl)acetamide</p> <p>1st eluting isomer</p>
H6-21-4		<p><i>rel</i>-2-((3<i>R</i>,4<i>R</i>)-4-(((5-fluoro-6-((3<i>S</i>,5<i>R</i>)-3-methyl-5-(3-(trifluoromethyl)phenyl)morpholino)pyrimidin-4-yl)amino)methyl)-3-hydroxypiperidin-1-yl)acetamide</p> <p>OR</p> <p><i>rel</i>-2-((3<i>R</i>,4<i>R</i>)-4-(((5-fluoro-6-((3<i>R</i>,5<i>S</i>)-3-methyl-5-(3-(trifluoromethyl)phenyl)morpholino)pyri</p>

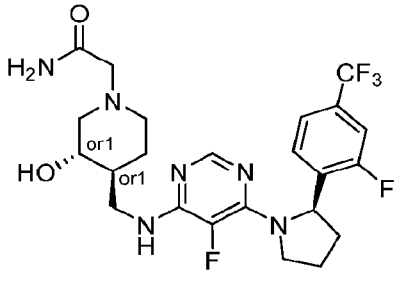
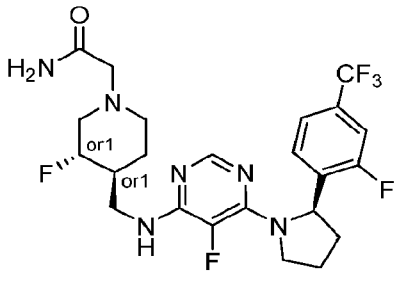
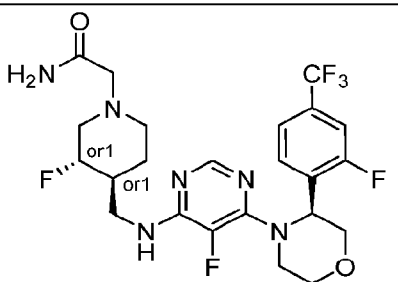
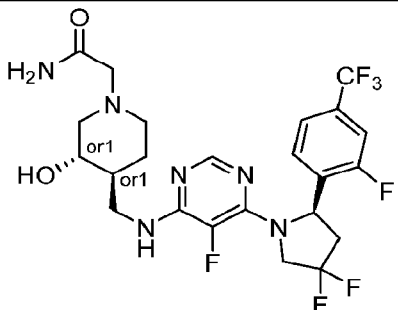
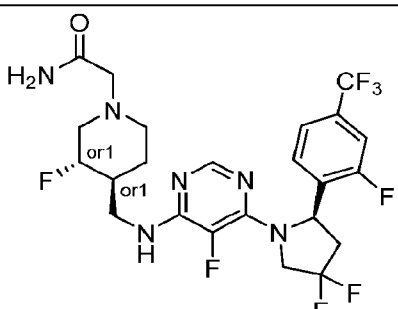
		<p>midin-4-yl)amino)methyl)-3-hydroxypiperidin-1-yl)acetamide</p> <p>2nd eluting isomer</p>
H6-22-1		<p><i>rel</i>-2-((3<i>R</i>,4<i>R</i>)-4-(((5-fluoro-6-((3<i>S</i>,5<i>R</i>)-3-methyl-5-(4-(trifluoromethyl)phenyl)morpholino)pyrimidin-4-yl)amino)methyl)-3-hydroxypiperidin-1-yl)acetamide</p> <p>OR</p> <p><i>rel</i>-2-((3<i>R</i>,4<i>R</i>)-4-(((5-fluoro-6-((3<i>R</i>,5<i>S</i>)-3-methyl-5-(4-(trifluoromethyl)phenyl)morpholino)pyrimidin-4-yl)amino)methyl)-3-hydroxypiperidin-1-yl)acetamide</p> <p>1st eluting isomer</p>
H6-22-2		<p><i>rel</i>-2-((3<i>R</i>,4<i>R</i>)-4-(((5-fluoro-6-((3<i>S</i>,5<i>R</i>)-3-methyl-5-(4-(trifluoromethyl)phenyl)morpholino)pyrimidin-4-yl)amino)methyl)-3-hydroxypiperidin-1-yl)acetamide</p> <p>OR</p> <p><i>rel</i>-2-((3<i>R</i>,4<i>R</i>)-4-(((5-fluoro-6-((3<i>R</i>,5<i>S</i>)-3-methyl-5-(4-(trifluoromethyl)phenyl)morpholino)pyrimidin-4-yl)amino)methyl)-3-hydroxypiperidin-1-yl)acetamide</p>

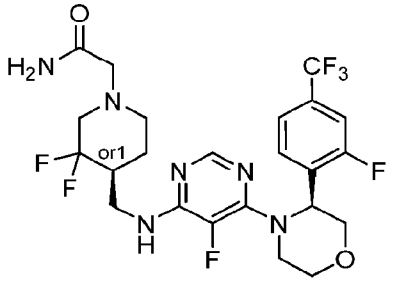
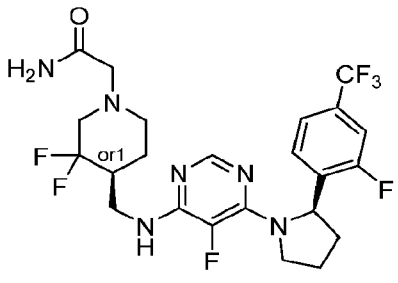
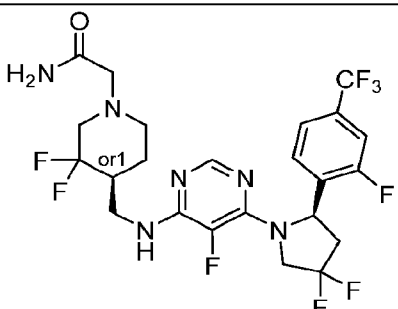
		2 nd eluting isomer
H6-22-3		<p><i>rel</i>-2-((3<i>R</i>,4<i>R</i>)-4-(((5-fluoro-6-((3<i>S</i>,5<i>R</i>)-3-methyl-5-(4-(trifluoromethyl)phenyl)morpholino)pyrimidin-4-yl)amino)methyl)-3-hydroxypiperidin-1-yl)acetamide</p> <p>OR</p> <p><i>rel</i>-2-((3<i>R</i>,4<i>R</i>)-4-(((5-fluoro-6-((3<i>R</i>,5<i>S</i>)-3-methyl-5-(4-(trifluoromethyl)phenyl)morpholino)pyrimidin-4-yl)amino)methyl)-3-hydroxypiperidin-1-yl)acetamide</p> <p>1st eluting isomer</p>
H6-22-4		<p><i>rel</i>-2-((3<i>R</i>,4<i>R</i>)-4-(((5-fluoro-6-((3<i>S</i>,5<i>R</i>)-3-methyl-5-(4-(trifluoromethyl)phenyl)morpholino)pyrimidin-4-yl)amino)methyl)-3-hydroxypiperidin-1-yl)acetamide</p> <p>OR</p> <p><i>rel</i>-2-((3<i>R</i>,4<i>R</i>)-4-(((5-fluoro-6-((3<i>R</i>,5<i>S</i>)-3-methyl-5-(4-(trifluoromethyl)phenyl)morpholino)pyrimidin-4-yl)amino)methyl)-3-hydroxypiperidin-1-yl)acetamide</p> <p>2nd eluting isomer</p>

H6-23		(S)-2-(4-(((5-fluoro-6-(3-(4-(trifluoromethoxy)phenyl)morpholino)pyrimidin-4-yl)amino)methyl)piperidin-1-yl)acetamide
H6-24		2-(4-(((6-(4,4-difluoro-2-(4-(trifluoromethyl)phenyl)pyrrolidin-1-yl)-5-fluoropyrimidin-4-yl)amino)methyl)piperidin-1-yl)acetamide
H6-25		2-(4-(((5-fluoro-6-(2-(4-(trifluoromethyl)phenyl)pyrrolidin-1-yl)pyrimidin-4-yl)amino)methyl)piperidin-1-yl)acetamide
H6-25-1		(R)-2-(4-(((5-fluoro-6-(2-(4-(trifluoromethyl)phenyl)pyrrolidin-1-yl)pyrimidin-4-yl)amino)methyl)piperidin-1-yl)acetamide

H6-26		2-(4-(((5-fluoro-6-(2-(2-hydroxy-4-(trifluoromethyl)phenyl)pyrrolidin-1-yl)pyrimidin-4-yl)amino)methyl)piperidin-1-yl)acetamide
H6-27		<i>rac</i> -2-(4-(((5-fluoro-6-((2 <i>R</i> ,4 <i>R</i>)-4-fluoro-2-(4-(trifluoromethyl)phenyl)pyrrolidin-1-yl)pyrimidin-4-yl)amino)methyl)piperidin-1-yl)acetamide
H6-28		2-(4-(((5-fluoro-6-(2-(4-(trifluoromethyl)phenyl)azetidin-1-yl)pyrimidin-4-yl)amino)methyl)piperidin-1-yl)acetamide
H6-29		<i>rac</i> -2-((3 <i>R</i> ,4 <i>R</i>)-4-(((6-(2-(4-chlorophenyl)pyrrolidin-1-yl)-5-fluoropyrimidin-4-yl)amino)methyl)-3-hydroxypiperidin-1-yl)acetamide

H6-30		2-((3 <i>RS</i> ,4 <i>RS</i>)-4-(((5-fluoro-6-((1 <i>S</i> *,5 <i>R</i> *)-1-(6-(trifluoromethyl)pyridin-3-yl)-2-azabicyclo[3.1.0]hexan-2-yl)pyrimidin-4-yl)amino)methyl)-3-hydroxypiperidin-1-yl)acetamide
H6-31		<i>rac</i> -2-((3 <i>R</i> ,4 <i>R</i>)-4-(((5-fluoro-6-(2-(6-(trifluoromethyl)pyridin-3-yl)-3-azabicyclo[3.1.0]hexan-3-yl)pyrimidin-4-yl)amino)methyl)-3-hydroxypiperidin-1-yl)acetamide
H6-32		<i>rac</i> -2-((3 <i>R</i> ,4 <i>R</i>)-4-(((5-fluoro-6-(2-(4-(trifluoromethyl)phenyl)azetidin-1-yl)pyrimidin-4-yl)amino)methyl)-3-hydroxypiperidin-1-yl)acetamide
H6-100		2-((3 <i>R</i> *,4 <i>R</i> *)-4-(((5-fluoro-6-((<i>S</i>)-3-(2-fluoro-4-(trifluoromethyl)phenyl)morpholino)pyrimidin-4-yl)amino)methyl)-3-hydroxypiperidin-1-yl)acetamide

H6-101		2-((3 <i>R</i> *,4 <i>R</i> *)-4-(((5-fluoro-6-((2-(2-fluoro-4-(trifluoromethyl)phenyl)pyrrolidin-1-yl)pyrimidin-4-yl)amino)methyl)-3-hydroxypiperidin-1-yl)acetamide
H6-102		2-((3 <i>R</i> *,4 <i>R</i> *)-3-fluoro-4-(((5-fluoro-6-((<i>R</i>)-2-(2-fluoro-4-(trifluoromethyl)phenyl)pyrrolidin-1-yl)pyrimidin-4-yl)amino)methyl)piperidin-1-yl)acetamide
H6-103		2-((3 <i>R</i> *,4 <i>R</i> *)-3-fluoro-4-(((5-fluoro-6-((<i>S</i>)-3-(2-fluoro-4-(trifluoromethyl)phenyl)morpholino)pyrimidin-4-yl)amino)methyl)piperidin-1-yl)acetamide
H6-104		2-((3 <i>R</i> *,4 <i>R</i> *)-4-(((6-((4,4-difluoro-2-(2-fluoro-4-(trifluoromethyl)phenyl)pyrrolidin-1-yl)-5-fluoropyrimidin-4-yl)amino)methyl)-3-hydroxypiperidin-1-yl)acetamide
H6-105		2-((3 <i>R</i> *,4 <i>R</i> *)-4-(((6-((<i>R</i>)-4,4-difluoro-2-(2-fluoro-4-(trifluoromethyl)phenyl)pyrrolidin-1-yl)-5-fluoropyrimidin-4-yl)amino)methyl)-3-fluoropiperidin-1-yl)acetamide

H6-106		2-((<i>R</i> [*])-3,3-difluoro-4-(((5-fluoro-6-((<i>S</i>)-3-(2-fluoro-4-(trifluoromethyl)phenyl)morpholino)pyrimidin-4-yl)amino)methyl)piperidin-1-yl)acetamide
H6-107		2-((<i>R</i> [*])-3,3-difluoro-4-(((5-fluoro-6-((<i>R</i>)-2-(2-fluoro-4-(trifluoromethyl)phenyl)pyrrolidin-1-yl)pyrimidin-4-yl)amino)methyl)piperidin-1-yl)acetamide
H6-108		2-((<i>R</i> [*])-4-(((6-((<i>R</i>)-4,4-difluoro-2-(2-fluoro-4-(trifluoromethyl)phenyl)pyrrolidin-1-yl)-5-fluoropyrimidin-4-yl)amino)methyl)-3,3-difluoropiperidin-1-yl)acetamide

In a related aspect there is provided a prodrug of a compound of Formula (I) as described herein.

The compounds of the present disclosure are active, e.g. having a $ROR\gamma$ Gal4 < 1000 nM, such as < 500 nM, such as < 100 nM, and have a logP substantially lower (e.g. a decreased logP of 1.5, such as 2.0, such as 2.5 log units) than compounds disclosed in WO2016020288 and WO2016020295. In certain embodiments LogD and LogP are substantially lower than compounds in WO2016020288 and WO2016020295. The compounds disclosed herein thus have an improved lipophilicity at similar potency. The compounds disclosed herein may thus be improved modulators of $ROR\gamma$, e.g. having an attractive interaction (e.g. higher binding ability) to the hydrophobic binding sites of the ligand binding domain (LBD) of the $ROR\gamma$ and a low logP and/or low logD.

Pharmaceutical Compositions

In another aspect, the present disclosure relates to a pharmaceutical composition comprising physiologically acceptable surface active agents, carriers, diluents, excipients,

smoothing agents, suspension agents, film forming substances, and coating assistants, or a combination thereof; and a compound as disclosed herein, e.g., a compound of Formulae (I), (II), and (III) as disclosed herein, or a salt, stereoisomer, or salt of a stereoisomer thereof. The compound of Formulae (I), (II), and (III) included in the pharmaceutical composition may also be any compound of the preferred embodiments described above. In another aspect, the present disclosure relates to a pharmaceutical composition comprising physiologically acceptable surface active agents, carriers, diluents, excipients, smoothing agents, suspension agents, film forming substances, and coating assistants, or a combination thereof; and a compound of any one of Formulae I, II or III as disclosed herein. Acceptable carriers or diluents, as well as other additives to be combined with one or more compound(s) of Formula I, II or III as disclosed herein to provide a pharmaceutical composition, for therapeutic use are well known in the pharmaceutical art, and are described, for example, in Remington's Pharmaceutical Sciences, 18th Ed., Mack Publishing Co., Easton, PA (1990), which is incorporated herein by reference in its entirety. Preservatives, stabilizers, dyes, sweeteners, fragrances, flavoring agents, taste masking agents, and the like may be provided in the pharmaceutical composition. For example, sodium benzoate, ascorbic acid and esters of p-hydroxybenzoic acid may be added as preservatives. In addition, antioxidants and suspending agents may be used. In various embodiments, alcohols, esters, sulfated aliphatic alcohols, and the like may be used as surface active agents; sucrose, glucose, lactose, starch, crystallized cellulose, mannitol, light anhydrous silicate, magnesium aluminate, magnesium methasilicate aluminate, synthetic aluminum silicate, calcium carbonate, sodium acid carbonate, calcium hydrogen phosphate, calcium carboxymethyl cellulose, and the like may be used as excipients; magnesium stearate, talc, hardened oil and the like may be used as smoothing agents; coconut oil, olive oil, sesame oil, peanut oil, soya may be used as suspension agents or lubricants; cellulose acetate phthalate as a derivative of a carbohydrate such as cellulose or sugar, or methylacetate-methacrylate copolymer as a derivative of polyvinyl may be used as suspension agents; and plasticizers such as ester phthalates and the like may be used as suspension agents.

The term "pharmaceutical composition" refers to a mixture of a compound disclosed herein with other chemical components, such as diluents or carriers. The pharmaceutical composition facilitates administration of the compound to an organism. Multiple techniques of administering a compound exist in the art including, but not limited to, oral, injection, aerosol, parenteral, and topical administration. Pharmaceutical compositions can also be obtained by reacting compounds with inorganic or organic acids such as hydrochloric acid, hydrobromic acid, sulfuric acid, nitric acid, phosphoric acid, methanesulfonic acid,

ethanesulfonic acid, p-toluenesulfonic acid, salicylic acid and the like. Similar, pharmaceutical compositions can also be obtained by reacting compounds with inorganic or organic bases, such as ammonia, sodium carbonate, sodium hydrogen carbonate, sodium hydroxide, and the like.

5 The term “carrier” defines a chemical compound that facilitates the incorporation of a compound into cells or tissues. For example, and without limitation dimethyl sulfoxide (DMSO) is a commonly utilized carrier as it facilitates the uptake of many organic compounds into the cells or tissues of an organism.

10 The term “diluent” defines chemical compounds diluted in water that will dissolve the compound of interest as well as stabilize the biologically active form of the compound. Salts dissolved in buffered solutions are utilized as diluents in the art. One commonly used buffered solution is phosphate buffered saline because it mimics the salt conditions of human blood. Since buffer salts can control the pH of a solution at low concentrations, a buffered diluent rarely modifies the biological activity of a compound.

15 The term “physiologically acceptable” defines a carrier or diluent that does not abrogate the biological activity and properties of the compound.

20 The pharmaceutical compositions described herein can be administered to a human patient *per se*, or in pharmaceutical compositions where they are mixed with other active ingredients, as in combination therapy, or suitable carriers or excipient(s). Techniques for formulation and administration of the compounds of the instant application may be found in “Remington’s Pharmaceutical Sciences,” Mack Publishing Co., Easton, PA, 18th edition, 1990.

25 Suitable routes of administration may, for example, include oral, rectal, transmucosal, topical, or intestinal administration; parenteral delivery, including intramuscular, subcutaneous, intravenous, intramedullary injections, as well as intrathecal, direct intraventricular, intraperitoneal, intranasal, or intraocular injections. The compounds can also be administered in sustained or controlled release dosage forms, including depot injections, osmotic pumps, pills, transdermal (including electrotransport) patches, and the like, for prolonged and/or timed, pulsed administration at a predetermined rate.

30 The pharmaceutical compositions may be manufactured in a manner that is itself known, *e.g.*, by means of conventional mixing, dissolving, granulating, dragee-making, levigating, emulsifying, encapsulating, entrapping or tableting processes.

Pharmaceutical compositions for use as described herein may be formulated in conventional manner using one or more physiologically acceptable carriers comprising

excipients and auxiliaries which facilitate processing of the active compounds into preparations which can be used pharmaceutically. Proper formulation is dependent upon the route of administration chosen. Any of the well-known techniques, carriers, and excipients may be used as suitable and as understood in the art; *e.g.*, in Remington's Pharmaceutical Sciences, 5 above.

Injectables can be prepared in conventional forms, either as liquid solutions or suspensions, solid forms suitable for solution or suspension in liquid prior to injection, or as emulsions. Suitable excipients are, for example, water, saline, dextrose, mannitol, lactose, lecithin, albumin, sodium glutamate, cysteine hydrochloride, and the like. In addition, if 10 desired, the injectable pharmaceutical compositions may contain minor amounts of nontoxic auxiliary substances, such as wetting agents, pH buffering agents, and the like. Physiologically compatible buffers include, but are not limited to, Hanks's solution, Ringer's solution, or physiological saline buffer. If desired, absorption enhancing preparations (for example, liposomes), may be utilized.

15 For transmucosal administration, penetrants appropriate to the barrier to be permeated may be used in the formulation.

Pharmaceutical formulations for parenteral administration, *e.g.*, by bolus injection or continuous infusion, include aqueous solutions of the active compounds in water-soluble form. Additionally, suspensions of the active compounds may be prepared as appropriate oily 20 injection suspensions. Suitable lipophilic solvents or vehicles include fatty oils such as sesame oil, or other organic oils such as soybean, grapefruit or almond oils, or synthetic fatty acid esters, such as ethyl oleate or triglycerides, or liposomes. Aqueous injection suspensions may contain substances which increase the viscosity of the suspension, such as sodium carboxymethyl cellulose, sorbitol, or dextran. Optionally, the suspension may also contain 25 suitable stabilizers or agents that increase the solubility of the compounds to allow for the preparation of highly concentrated solutions. Formulations for injection may be presented in unit dosage form, *e.g.*, in ampoules or in multi-dose containers, with an added preservative. The compositions may take such forms as suspensions, solutions or emulsions in oily or aqueous vehicles, and may contain formulatory agents such as suspending, stabilizing and/or 30 dispersing agents. Alternatively, the active ingredient may be in powder form for constitution with a suitable vehicle, *e.g.*, sterile pyrogen-free water, before use.

For oral administration, the compounds can be formulated readily by combining the active compounds with pharmaceutically acceptable carriers well known in the art. Such carriers enable the compounds disclosed herein to be formulated as tablets, pills, dragees,

capsules, liquids, gels, syrups, slurries, suspensions and the like, for oral ingestion by a patient to be treated. Pharmaceutical preparations for oral use can be obtained by combining the active compounds with solid excipient, optionally grinding a resulting mixture, and processing the mixture of granules, after adding suitable auxiliaries, if desired, to obtain tablets or dragee cores. Suitable excipients are, in particular, fillers such as sugars, including lactose, sucrose, mannitol, or sorbitol; cellulose preparations such as, for example, maize starch, wheat starch, rice starch, potato starch, gelatin, gum tragacanth, methyl cellulose, hydroxypropylmethylcellulose, sodium carboxymethylcellulose, and/or polyvinylpyrrolidone (PVP). If desired, disintegrating agents may be added, such as the cross-linked polyvinyl pyrrolidone, agar, or alginic acid or a salt thereof such as sodium alginate. Dragee cores are provided with suitable coatings. For this purpose, concentrated sugar solutions may be used, which may optionally contain gum arabic, talc, polyvinyl pyrrolidone, carbopol gel, polyethylene glycol, and/or titanium dioxide, lacquer solutions, and suitable organic solvents or solvent mixtures. Dyestuffs or pigments may be added to the tablets or dragee coatings for identification or to characterize different combinations of active compound doses. For this purpose, concentrated sugar solutions may be used, which may optionally contain gum arabic, talc, polyvinyl pyrrolidone, carbopol gel, polyethylene glycol, and/or titanium dioxide, lacquer solutions, and suitable organic solvents or solvent mixtures. Dyestuffs or pigments may be added to the tablets or dragee coatings for identification or to characterize different combinations of active compound doses.

Pharmaceutical preparations which can be used orally include push-fit capsules made of gelatin, as well as soft, sealed capsules made of gelatin and a plasticizer, such as glycerol or sorbitol. The push-fit capsules can contain the active ingredients in admixture with filler such as lactose, binders such as starches, and/or lubricants such as talc or magnesium stearate and, optionally, stabilizers. In soft capsules, the active compounds may be dissolved or suspended in suitable liquids, such as fatty oils, liquid paraffin, or liquid polyethylene glycols. In addition, stabilizers may be added. All formulations for oral administration should be in dosages suitable for such administration.

For buccal administration, the compositions may take the form of tablets or lozenges formulated in conventional manner.

For administration by inhalation, the compounds for use as described herein are conveniently delivered in the form of an aerosol spray presentation from pressurized packs or a nebulizer, with the use of a suitable propellant, *e.g.*, dichlorodifluoromethane, trichlorofluoromethane, dichlorotetrafluoroethane, carbon dioxide or other suitable gas. In the

case of a pressurized aerosol the dosage unit may be determined by providing a valve to deliver a metered amount. Capsules and cartridges of, *e.g.*, gelatin for use in an inhaler or insufflator may be formulated containing a powder mix of the compound and a suitable powder base such as lactose or starch.

Further disclosed herein are various pharmaceutical compositions well known in the pharmaceutical art for uses that include intraocular, intranasal, and intraauricular delivery. Suitable penetrants for these uses are generally known in the art. Topical ophthalmic compositions may be formulated as a solution in water buffered at a pH of 5.0 to 8.0. Other ingredients that may be desirable to use in the ophthalmic preparations include preservatives (such as benzalkonium chloride, stabilized oxychloro complex, which is sold as Purite™, or stabilized chlorine dioxide), cosolvents (such as polysorbate 20, 60 and 80, Pluronic® F-68, F-84 and P-103, cyclodextrin, or Solutol) and viscosity-building agents (such as polyvinyl alcohol, polyvinyl pyrrolidone, methyl cellulose, hydroxypropyl methyl cellulose, hydroxyethyl cellulose, carboxymethyl cellulose, or hydroxypropyl cellulose). The compounds disclosed herein may also be used in an intraocular implant as described in U.S. Patent 7,931,909 which is hereby incorporated by reference. Pharmaceutical compositions for intraocular delivery include aqueous ophthalmic solutions of the active compounds in water-soluble form, such as eyedrops, or in gellan gum (Shedden et al., *Clin. Ther.*, 23(3):440-50 (2001)) or hydrogels (Mayer et al., *Ophthalmologica*, 210(2):101-3 (1996)); ophthalmic ointments; ophthalmic suspensions, such as microparticulates, drug-containing small polymeric particles that are suspended in a liquid carrier medium (Joshi, A., *J. Ocul. Pharmacol.*, 10(1):29-45 (1994)), lipid-soluble formulations (Alm et al., *Prog. Clin. Biol. Res.*, 312:447-58 (1989)), and microspheres (Mordenti, *Toxicol. Sci.*, 52(1):101-6 (1999)); and ocular inserts. All of the above-mentioned references, are incorporated herein by reference in their entireties. Such suitable pharmaceutical formulations for intraocular delivery are most often and preferably formulated to be sterile, isotonic and buffered for stability and comfort. Pharmaceutical compositions for intranasal delivery may also include drops and sprays often prepared to simulate in many respects nasal secretions to ensure maintenance of normal ciliary action. As disclosed in Remington's Pharmaceutical Sciences, 18th Ed., Mack Publishing Co., Easton, PA (1990), which is incorporated herein by reference in its entirety, and well-known to those skilled in the art, suitable formulations are most often and preferably isotonic, slightly buffered to maintain a pH of 5.5 to 6.5, and most often and preferably include antimicrobial preservatives and appropriate drug stabilizers. Pharmaceutical formulations for intraauricular

delivery include suspensions and ointments for topical application in the ear. Common solvents for such aural formulations include glycerin and water.

The compounds disclosed herein may also be formulated in rectal compositions such as suppositories or retention enemas, *e.g.*, containing conventional suppository bases such as cocoa butter or other glycerides.

In addition to the formulations described previously, the compounds may also be formulated as a depot preparation. Such long acting formulations may be administered by implantation (for example subcutaneously or intramuscularly) or by intramuscular injection. Thus, for example, the compounds may be formulated with suitable polymeric or hydrophobic materials (for example as an emulsion in an acceptable oil) or ion exchange resins, or as sparingly soluble derivatives, for example, as a sparingly soluble salt.

For hydrophobic compounds, a suitable pharmaceutical carrier may be a cosolvent system comprising benzyl alcohol, a nonpolar surfactant, a water-miscible organic polymer, and an aqueous phase. A common cosolvent system used is the VPD co-solvent system, which is a solution of 3% w/v benzyl alcohol, 8% w/v of the nonpolar surfactant Polysorbate 80™, and 65% w/v polyethylene glycol 300, made up to volume in absolute ethanol. Naturally, the proportions of a co-solvent system may be varied considerably without destroying its solubility and toxicity characteristics. Furthermore, the identity of the co-solvent components may be varied: for example, other low-toxicity nonpolar surfactants may be used instead of POLYSORBATE 80™; the fraction size of polyethylene glycol may be varied; other biocompatible polymers may replace polyethylene glycol, *e.g.*, polyvinyl pyrrolidone; and other sugars or polysaccharides may substitute for dextrose.

Alternatively, other delivery systems for hydrophobic pharmaceutical compounds may be employed. Liposomes and emulsions are well known examples of delivery vehicles or carriers for hydrophobic drugs. Certain organic solvents such as dimethylsulfoxide also may be employed. Additionally, the compounds may be delivered using a sustained-release system, such as semipermeable matrices of solid hydrophobic polymers containing the therapeutic agent. Various sustained-release materials have been established and are well known by those skilled in the art. Sustained-release capsules may, depending on their chemical nature, release the compounds for a few weeks up to over 100 days. Depending on the chemical nature and the biological stability of the therapeutic reagent, additional strategies for protein stabilization may be employed.

Agents intended to be administered intracellularly may be administered using techniques well known to those of ordinary skill in the art. For example, such agents may be

encapsulated into liposomes. All molecules present in an aqueous solution at the time of liposome formation are incorporated into the aqueous interior. The liposomal contents are both protected from the external micro-environment and, because liposomes fuse with cell membranes, are efficiently delivered into the cell cytoplasm. The liposome may be coated with a tissue-specific antibody. The liposomes will be targeted to and taken up selectively by the desired organ. Alternatively, small hydrophobic organic molecules may be directly administered intracellularly.

Additional therapeutic or diagnostic agents may be incorporated into the pharmaceutical compositions. Alternatively or additionally, pharmaceutical compositions may be combined with other compositions that contain other therapeutic or diagnostic agents.

Combinations

The compounds disclosed herein may also be combined with other active compounds in the treatment and/or prevention of inflammatory, metabolic, oncologic and autoimmune diseases or disorders or a symptom thereof.

The combinations provided herein comprise the compounds disclosed herein and one or more additional active substances, such as:

- a) Corticosteroids, such as prednisone, methylprednisolone or betamethasone;
- b) Immunosuppressants, such as cyclosporine, tacrolimus, methotrexate, hydroxyurea, mycophenolate mofetil, mycophenolic acid, sulfasalazine, 6-thioguanine or azathioprine;
- c) Fumaric acid esters, such as dimethyl fumarate;
- d) Dihydroorotate dehydrogenase (DHODH) inhibitors such as leflunomide;
- e) Retinoids, such as acitretin or isotretinoin;
- f) Anti-inflammatories such as apremilast, crisaborole, celecoxib, diclofenac, aceclofenac, aspirin or naproxen;
- g) JAK inhibitors such as tofacitinib, baricitinib, upadacitinib, ruxolitinib or delgocitinib;
- h) Antibiotics such as gentamicin;
- i) Anti-cancer agents such as lenalidomide, pomalidomide, pembrolizumab, nivolumab, daratumumab, bortezomib, carfilzomib, ixazomib, bendamustine or ventoclast;
- j) T-cell blockers such as alefacept or efalizumab;

- k) Tumor necrosis factor-alpha (TNF-alpha) blockers such as etanercept, adalimumab, infliximab, golimumab, certolizumab pegol;
- l) interleukin 12/23 blockers such as ustekinumab;
- m) IL-23 blockers such as risankizumab, guselkumab or tildrakizumab;
- 5 n) anti-IL4/IL13 antagonist such as dupilumab, lebrikizumab or tralokinumab;
- o) IL-1 β blockers such as canakinumab;
- p) IL-alpha blockers such as bermekimab;
- q) CD6 blockers such as itolizumab;
- r) IL-36R blockers such as BI-655130 or bimekizumab;
- 10 s) IL-6 antagonist such as tocilizumab;
- t) Calcineurin inhibitors such as pimecrolimus, tacrolimus or cyclosporine;
- u) Phototherapy agents such as psoralen, methoxypsoralen or 5-methoxypsoralen + UVA (PUVA) or treatment with UVB (with or without tar);
- v) Fixed combinations of corticosteroids and vitamin D derivatives;
- 15 w) Fixed combinations of corticosteroids and retinoids;
- x) Corticosteroid tapes; and
- y) an agent selected from BMS986165, PF-06700841, PF-06826647, piclidenoson, tepilamide fumarate, LYC-30937, LEO-32731, BI-730357, PRCL-02, LNP-1955, GSK-2982772, CBP-307, KD-025, MP-1032, petesicatib, JTE-451, Hemay-005, SM-04755, EDP-1815, BI-730460, SFA-002 ER, JNJ-3534, SAR-441169, BOS-172767, SCD-044, ABBV-157, BAY-1834845, AUR-101, R-835, PBF-1650, RTA-1701, AZD-0284, mirikizumab, CD20 antagonist, salicylic acid, coal tar, Mical-1, DUR-928, AM-001, BMX-010, TA-102, SNA-125, brepocitinib tosylate, pegcantratinib, ESR-114, NP-000888, SM-04755, BOS-475, SB-414, LEO-134310, CBS-3595, PF-06763809, XCUR-17 or BTX-1308.

25 The active compounds in the combination, i.e the compounds provided herein, and the other optional active compounds may be administered together in the same pharmaceutical composition or in different compositions intended for separate, simultaneous, concomitant or sequential administration by the same or a different route.

Uses

30 The compounds or pharmaceutical compositions disclosed herein as described above may be used to modulate the activity of a retinoic acid receptor-related orphan receptor (ROR), such as a ROR α , ROR β and/or ROR γ receptor. Modulators of ROR γ have been reviewed by B. Fauber and S. Magnuson in J. Med. Chem., February 6, 2014, and Pandya et al in J. Med.

Chem. 2018, 61, 24, 10976-10995 which hereby are incorporated by reference in its entirety. Examples of ROR γ receptors are ROR γ 1 and ROR γ t receptors. The compounds or pharmaceutical compositions as described above may also display selective modulation of a particular ROR receptor relative to a different ROR receptor. For example, according to some
5 embodiments disclosed herein some compounds or pharmaceutical compositions modulate the activity of an ROR γ receptor to a larger extent than they modulate the activity of ROR α and/or ROR β receptors.

The compounds or pharmaceutical compositions disclosed herein may also be used to modulate the activity of cells producing IL-17A in a ROR γ t dependent manner, for example,
10 $\gamma\delta$ T cells, Th17 cells, Tc17 cells and ILC3 cells. The compounds or pharmaceutical compositions disclosed herein may also be used to inhibit ROR γ t function upon IL-23 stimulation, which in turn negatively impacts on the differentiation and expansion of pathogenic Tc17 and Th17.

Publications providing useful background information are Arthritis & Rheumatism,
15 2014, 66, 579-588; Curr Top Microbial Immun, 2014, 378, 171-182; Drug Disc. Today, 2014, May; Nature Rev. Drug Disc. 2012, 11, 763-776, and Nature Rev. Drug Disc., 2014, 13, 197-216, all of which are hereby incorporated by reference in their entirety.

The compounds or pharmaceutical compositions as described herein and above may also be used in therapy or may be used to treat inflammatory, metabolic, oncologic and
20 autoimmune diseases or disorders or a symptom thereof. Examples of such diseases or disorders are inflammatory, metabolic, oncologic and autoimmune diseases or disorders mediated or affected by IL-17A and/or ROR γ . The role of ROR γ in the pathogenesis of autoimmune or inflammatory diseases has been disclosed in Immunity 2007, 26(5), 643-654; Nat. Rev. Immunol. 2006, 6, 205-217; J. Immunol. 2009, 183, 7169-7177; Brain Pathol. 2004,
25 14, 164-174; Brain 2007, 130, 1089-1104; and Nat Rev. Immunol. 2008, 8, 183-192 all of which are hereby incorporated by reference in their entirety.

More specific examples of diseases or disorders, or a symptom thereof include asthma, acne, chronic obstructive pulmonary disease (COPD), bronchitis, atherosclerosis, helicobacter pylori infection, allergic diseases including allergic rhinitis, allergic conjunctivitis and uveitis,
30 sprue and food allergy, atopic dermatitis, lichen planus, cystic fibrosis, lung allograft rejection, multiple sclerosis, rheumatoid arthritis, juvenile idiopathic arthritis, osteoarthritis, ankylosing spondylitis, psoriasis, psoriatic arthritis, ichthyoses, bullous diseases, hidradenitis suppurativa,

steatosis, steatohepatitis, non-alcoholic fatty liver disease (NAFLD), non-alcoholic steatohepatitis (NASH), lupus erythematosus, Hashimoto's disease, pancreatitis, autoimmune diabetes, autoimmune ocular disease, ulcerative colitis, colitis, Crohn's disease, inflammatory bowel disease (IBD), inflammatory bowel syndrome (IBS), Sjogren's syndrome, optic neuritis, type I diabetes, neuromyelitis optica, Myasthenia Gravis, Guillain-Barre syndrome, Graves' disease, scleritis, obesity, obesity-induced insulin resistance, type II diabetes and cancer.

More preferably, the diseases or disorders, or a symptom thereof include acne, atopic dermatitis, lichen planus, multiple sclerosis, rheumatoid arthritis, juvenile idiopathic arthritis, osteoarthritis, ankylosing spondylitis, psoriasis, psoriatic arthritis, ichthyoses, bullous diseases, hidradenitis suppurativa, ulcerative colitis, colitis, Crohn's disease, inflammatory bowel disease (IBD) and lupus erythematosus.

An example of a symptom is a physical or mental feature which is regarded as indicating a condition of disease, particularly such a feature that is apparent to the patient, e.g. treating or preventing a symptom is not considered disease-modifying but preventing or alleviating one or more symptoms commonly experience in connection with such a disease.

More specifically, compounds or pharmaceutical compositions having an antagonistic or inverse agonistic effect on $ROR\gamma$ may be used to reduce levels of IL-17A and/or other gene products, such as interleukins, and cytokines, regulated $ROR\gamma$. This may for example be in subjects suffering from for example, asthma, acne, chronic obstructive pulmonary disease (COPD), bronchitis, atherosclerosis, helicobacter pylori infection, allergic diseases including allergic rhinitis, allergic conjunctivitis and uveitis, sprue and food allergy, atopic dermatitis, lichen planus, cystic fibrosis, lung allograft rejection, multiple sclerosis, rheumatoid arthritis, juvenile idiopathic arthritis, osteoarthritis, ichthyoses, bullous diseases, hidradenitis suppurativa, ankylosing spondylitis, psoriasis, psoriatic arthritis, steatosis, steatohepatitis, non-alcoholic fatty liver disease (NAFLD), non-alcoholic steatohepatitis (NASH), lupus erythematosus, Hashimoto's disease, pancreatitis, autoimmune diabetes, autoimmune ocular disease, ulcerative colitis, colitis, Crohn's disease, inflammatory bowel disease (IBD), inflammatory bowel syndrome (IBS), Sjogren's syndrome, optic neuritis, type I diabetes, neuromyelitis optica, Myasthenia Gravis, Guillain-Barre syndrome, Graves' disease, scleritis, obesity, obesity-induced insulin resistance and type II diabetes.

Conversely, compounds or pharmaceutical compositions having an agonistic effect on $ROR\gamma$ may be used to increase IL-17A levels. Increasing IL-17A levels may be particularly

useful in immune compromised conditions or boosting the immune system response for example during infections and in cancer.

The compounds described herein may be used in the manufacture of a medicament for the treatment and/or prevention of inflammatory, metabolic, oncologic and autoimmune diseases or disorders or a symptom thereof.

Methods of Administration

The compounds or pharmaceutical compositions may be administered to the patient by any suitable means. Non-limiting examples of methods of administration include, among others, (a) administration through oral pathways, which administration includes administration in capsule, tablet, granule, spray, syrup, or other such forms; (b) administration through non-oral pathways such as rectal, vaginal, intraurethral, intraocular, intranasal, or intraauricular, which administration includes administration as an aqueous suspension, an oily preparation or the like or as a drip, spray, suppository, salve, ointment or the like; (c) administration via injection, subcutaneously, intraperitoneally, intravenously, intramuscularly, intradermally, intraorbitally, intracapsularly, intraspinally, intrasternally, or the like, including infusion pump delivery; (d) administration locally such as by injection directly in the renal or cardiac area, e.g., by depot implantation, by intratumoral injection, or by intra-lymph node injection; (e) administration topically; as well as as well as (f) administration to cells *ex vivo* followed by insertion of said cells into the patient; as deemed appropriate by those of skill in the art for bringing the compound disclosed herein into contact with living tissue.

Pharmaceutical compositions suitable for administration include compositions where the active ingredients are contained in an amount effective to achieve its intended purpose. The therapeutically effective amount of the compounds disclosed herein required as a dose will depend on the route of administration, the type of animal, including mammal, e.g. human, being treated, and the physical characteristics of the specific animal under consideration. The dose can be tailored to achieve a desired effect, but will depend on such factors as weight, diet, concurrent medication and other factors which those skilled in the medical arts will recognize. More specifically, a therapeutically effective amount means an amount of compound effective to prevent, alleviate or ameliorate symptoms of disease or prolong the survival of the subject being treated. Determination of a therapeutically effective amount is well within the capability of those skilled in the art, especially in light of the detailed disclosure provided herein.

As will be readily apparent to one skilled in the art, the useful *in vivo* dosage to be administered and the particular mode of administration will vary depending upon the age,

weight and mammalian species treated, the particular compounds employed, and the specific use for which these compounds are employed. The determination of effective dosage levels, that is the dosage levels necessary to achieve the desired result, can be accomplished by one skilled in the art using routine pharmacological methods. Typically, human clinical applications of products are commenced at lower dosage levels, with dosage level being increased until the desired effect is achieved. Alternatively, acceptable *in vitro* studies can be used to establish useful doses and routes of administration of the compositions identified by the present methods using established pharmacological methods.

In non-human animal studies, applications of potential products are commenced at higher dosage levels, with dosage being decreased until the desired effect is no longer achieved or adverse side effects disappear. The dosage may range broadly, depending upon the desired effects and the therapeutic indication.

Typically, dosages may be between about 10 microgram/kg and 100 mg/kg body weight, preferably between about 100 microgram/kg and 10 mg/kg body weight. Alternatively dosages may be based and calculated upon the surface area of the patient, as understood by those of skill in the art.

The exact formulation, route of administration and dosage for the pharmaceutical compositions disclosed herein can be chosen by the individual physician in view of the patient's condition. (See *e.g.*, Fingl *et al.* 1975, in "The Pharmacological Basis of Therapeutics", which is hereby incorporated herein by reference in its entirety, with particular reference to Ch. 1, p. 1). Typically, the dose range of the composition administered to the patient can be from about 0.5 to 1000 mg/kg of the patient's body weight. The dosage may be a single one or a series of two or more given in the course of one or more days, as is needed by the patient. In instances where human dosages for compounds have been established for at least some condition, those same dosages may be used, or dosages that are between about 0.1% and 500%, more preferably between about 25% and 250% of the established human dosage. Where no human dosage is established, as will be the case for newly-discovered pharmaceutical compounds, a suitable human dosage can be inferred from ED₅₀ or ID₅₀ values, or other appropriate values derived from *in vitro* or *in vivo* studies, as qualified by toxicity studies and efficacy studies in animals.

It should be noted that the attending physician would know how to and when to terminate, interrupt, or adjust administration due to toxicity or organ dysfunctions. Conversely, the attending physician would also know to adjust treatment to higher levels if the clinical response were not adequate (precluding toxicity). The magnitude of an administered dose in

the management of the disorder of interest will vary with the severity of the condition to be treated and to the route of administration. The severity of the condition may, for example, be evaluated, in part, by standard prognostic evaluation methods. Further, the dose and perhaps the dose frequency will also vary according to the age, body weight, and response of the individual patient. A program comparable to that discussed above may be used in veterinary medicine.

Although the exact dosage will be determined on a drug-by-drug basis, in most cases, some generalizations regarding the dosage can be made. The daily dosage regimen for an adult human patient may be, for example, an oral dose of between 0.1 mg and 2000 mg of each active ingredient, preferably between 1 mg and 500 mg, e.g. 5 to 200 mg. An ocular eye drop may range in concentration between 0.005 and 5 percent. In one embodiment, an eye drop may range between 0.01 and 1 percent, or between 0.01 and 0.3 percent in another embodiment. In other embodiments, an intravenous, subcutaneous, or intramuscular dose of each active ingredient of between 0.01 mg and 100 mg, preferably between 0.1 mg and 60 mg, e.g. 1 to 40 mg is used. In cases of administration of a pharmaceutically acceptable salt, dosages may be calculated as the free base. In some embodiments, the composition is administered 1 to 4 times per day. Alternatively the compositions disclosed herein may be administered by continuous intravenous infusion, preferably at a dose of each active ingredient up to 1000 mg per day. As will be understood by those of skill in the art, in certain situations it may be necessary to administer the compounds disclosed herein in amounts that exceed, or even far exceed, the above-stated, preferred dosage range or frequency in order to effectively and aggressively treat particularly aggressive diseases or infections. In some embodiments, the compounds will be administered for a period of continuous therapy, for example for a week or more, or for months or years.

Dosage amount and interval may be adjusted individually to provide plasma or tissue levels of the active moiety which are sufficient to maintain the modulating effects, or minimal effective concentration (MEC). The MEC will vary for each compound but can be estimated from in vitro data. Dosages necessary to achieve the MEC will depend on individual characteristics and route of administration. However, HPLC assays or bioassays can be used to determine plasma concentrations.

Dosage intervals can also be determined using MEC value. Compositions should be administered using a regimen which maintains plasma levels above the MEC for 10-90% of the time, preferably between 30-90% and most preferably between 50-90%.

In cases of local or ex vivo administration or selective uptake, the effective local concentration of the drug may not be related to plasma concentration.

The amount of composition administered may be dependent on the subject being treated, on the subject's weight, the severity of the affliction, the manner of administration and the judgment of the prescribing physician.

Compounds disclosed herein can be evaluated for efficacy and toxicity using known methods. For example, the toxicology of a particular compound, or of a subset of the compounds, sharing certain chemical moieties, may be established by determining *in vitro* toxicity towards a cell line, such as a mammalian, and preferably human, cell line. The results of such studies are often predictive of toxicity in animals, such as mammals, or more specifically, humans. Alternatively, the toxicity of particular compounds in an animal model, such as mice, rats, rabbits, or monkeys, may be determined using known methods. The efficacy of a particular compound may be established using several recognized methods, such as *in vitro* methods, animal models, or human clinical trials. Recognized *in vitro* models exist for nearly every class of condition, including but not limited to cancer, cardiovascular disease, and various immune dysfunction. Similarly, acceptable animal models may be used to establish efficacy of chemicals to treat such conditions. When selecting a model to determine efficacy, the skilled artisan can be guided by the state of the art to choose an appropriate model, dose, and route of administration, and regime. Of course, human clinical trials can also be used to determine the efficacy of a compound in humans.

The compositions may, if desired, be presented in a pack or dispenser device which may contain one or more unit dosage forms containing the active ingredient. The pack may for example comprise metal or plastic foil, such as a blister pack. The pack or dispenser device may be accompanied by instructions for administration. The pack or dispenser may also be accompanied with a notice associated with the container in form prescribed by a governmental agency regulating the manufacture, use, or sale of pharmaceuticals, which notice is reflective of approval by the agency of the form of the drug for human or veterinary administration. Such notice, for example, may be the labeling approved by the U.S. Food and Drug Administration for prescription drugs, or the approved product insert. Compositions comprising a compound disclosed herein formulated in a compatible pharmaceutical carrier may also be prepared, placed in an appropriate container, and labeled for treatment of an indicated condition.

General remarks

As described above with reference to specific illustrative embodiments, it is not intended to be limited to the specific form set forth herein. Any combination of the above

mentioned embodiments should be appreciated as being within the scope of the disclosure. Rather, the disclosure is limited only by the accompanying claims and other embodiments than the specific above are equally possible within the scope of these appended claims.

In the claims, the term “comprises/comprising” does not exclude the presence of other species or steps. Additionally, although individual features may be included in different claims, these may possibly advantageously be combined, and the inclusion in different claims does not imply that a combination of features is not feasible and/or advantageous. In addition, singular references do not exclude a plurality. The terms “a”, “an”, “first”, “second” etc. do not preclude a plurality. The phrases “at least one” or “one or more” refer to 1 or a number greater than 1, such as to 1, 2, 3, 4, 5, 6, 7, 8, 9, or 10.

Whenever a chemical name or structure has been given it has been generated by conventional means or by means of a suitable software. Names for the compounds were generated with ChemDraw Professional, version 17.1.0.105 (19).

In the present disclosure, in the drawings of the structures, the labels “or1”, “or2”, “&1”, or “&2” at each stereogenic center specify the “stereochemical group” to which the center belongs.

In the case of the “or” groups, the meaning is a structure that represents one stereoisomer that has either the “stereochemical group” as drawn ((R, S), for instance) or the stereoisomer in which the stereogenic centers of the group have the opposite configuration (S, R).

In the case of the “&” groups, & in combination with the number given (e.g. &1) indicate a mixture of the marked asymmetrically substituted atoms. When the numbering pools several asymmetrically substituted atoms together this displays their configuration relative to each other. If they are displayed as (R,S) the opposite configuration (S,R) is also present for the specified pooled group.

Experimental

The following examples are mere examples and should by no mean be interpreted to limit the scope of the disclosure. Rather, the disclosure is limited only by the accompanying claims.

General Chemical Procedures

General

Unless otherwise stated, starting materials were obtained from commercial suppliers, such as (but not limited to); AbBchem, ABCR, Alfa Aesar, Anaspec, Anichem, Apollo

Scientific, ASDI-Inter, Asiba Pharmatech, Astatech, ArkPharm, Bachem, Chem-Impex, ChemCollect, Chembridge, Combi-Blocks, Enamine, FCH, Fluka, Fluorochem, Frontier Scientific, HDH Pharma, InFarmatik, InterBioScreen, Life Chemicals, Manchester organics, Matrix, MercaChem, NetChem, Oakwood Chemical, PepTech, Pharmcore, PrincetonBio, Sigma-Aldrich, TRC, Tyger Scientific and Ukrorgsyn, and were used without further purification. Solvents such as DMF, DMSO and DCM, etc were used directly or dried over molecular sieves.

Equipment

NMR

¹H NMR spectra were recorded on the following; Bruker Avance 300 spectrometer (at 300 MHz), Bruker Avance III 400 spectrometer (at 400 MHz), Bruker Avance Neo (400 MHz), Bruker Avance III 600 (at 600 MHz), Varian VNMR spectrometer (at 400 MHz) using CD₃OD, CDCl₃ or DMSO-*d*₆ solvents. Chemical shifts are reported in ppm (δ) using residual solvent as an internal standard; CDCl₃: 7.26 ppm; CD₃OD: 3.31; DMSO-*d*₆: 2.50 ppm.

Coupling constants (*J*) are given in Hz.

Analytical U/HPLC

The following equipment was used for analytical U/HPLC:

Waters Acquity system equipped with an Acquity BEH C18 (1.7μm, 2.1 x 50 mm) with a linear gradient of a binary solvent system using a flow rate of 0.5 mL/min and DAD at ambient temperature, combined with MS detection SQD I.

Agilent Infinity I/II -TOF6230B /CLND Antek 8060 equipped with Acquity BEH C18 (1.7μm, 2.1 x 50 mm) with a linear gradient of a binary solvent system using a flow rate of 0.75 mL/min combined with DAD.

Agilent 1200series-1260 Infinity equipped with a Waters XBridge C18 (5μm, 4.6 x 50 mm) with a linear gradient of a binary solvent system using a flow rate of 1.5 mL/min and UV detection at 214 nm or 254 nm, combined with MS detection (Agilent).

Shimadzu Nexera equipped with a Waters XBridge C18 (5μm, 4.6 x 50 mm) with a linear gradient of a binary solvent system using a flow rate of 1.5 mL/min and UV detection at 214 nm or 254 nm, combined with MS detection (Shimadzu).

Waters Acquity system equipped with an Acquity BEH C18 (1.7μm, 2.1 x 50 mm) with a linear gradient of a binary solvent system using a flow rate of 0.65 mL/min and DAD at ambient temperature, combined with MS detection Waters spectrometer.

Preparative HPLC

The following equipment was used for Prep-HPLC:

Waters Acquity system equipped with a Supelco DISCOVERY C18 (5 μ m, 25 cm x 21.2 mm), with a linear gradient of a binary solvent system using a flow rate of 45 mL/min and UV detection at 254 nm, combined with MS detection on a Waters Micromass ZQ Quadrupole MS.

5 Shimadzu Nexera X2 equipped with a Merck Chromolith SpeedROD RP-18E (5 μ m, 10 x 100 mm) with a linear gradient of a binary solvent system using a flow rate between 4 and 7 mL/min and UV detection at 254 nm, combined with MS detecting on a Shimadzu LCMS-2020.

10 Waters Masslynx system equipped with a Waters XBridge C18 column (5 μ m, 19 x 150 mm) with a linear gradient of a binary solvent system using a flow rate of 15 mL/min and UV detection at 214 nm or 254 nm, combined with MS detection (Waters).

Gilson GX-281 TRILUTION equipped with a Phenomenex Gemini NX-C18 column (5 μ m, 21.2 x 150 mm) with a linear gradient of a binary solvent system using a flow rate of 15 mL/min and UV detection at 214 nm or 254 nm, combined with MS detection (Waters).

15 The following linear gradients have been used:

HCO₂H - (H₂O/CH₃CN/HCO₂H (100/0/0.1% to 0/100/0.1%))

NH₄OAc – (H₂O/CH₃CN/NH₄OAc (100/0/0.02% to 0/100/0.02%))

TFA – (H₂O/CH₃CN/TFA (100/0/0.1% to 0/100/0.1%))

NH₄HCO₃ – (H₂O/CH₃CN/NH₄HCO₃ (100/0/0.1% to 0/100/0.1%))

20 NH₄OH – (H₂O/CH₃CN/NH₄OH (100/0/0.1% to 0/100/0.1%))

HCO₂ NH₄ – (H₂O/50%MeOH+50%CH₃CN/HCO₂H/NH₃ (95/5/0.05%/0.01% to 5/95/0.05%/0.01%))

Flash CC was most often performed on a Isolera® automated systems. Flash CC and Prep TLC were performed employing SiO₂, if not otherwise mentioned. However, C18
25 columns have also been employed (using a gradient of water-acetonitrile/MeOH (1:1), with or without 0.1% v/v ammonium formate in both phases, from 0% to 100% acetonitrile/MeOH (1:1)).

Analytical Chiral Chromatography

Was performed on a Waters UPC2 system coupled to a DAD detector and a Waters
30 QDa MS detector, equipped with a chiral column with gradient elution using a flow rate of 1 mL/min. The available chiral columns were CHIRALPAK (3 μ m, 4.6 x 100 mm) IA, IB, IC and ID and Trefoil AMY1 (2.5 μ m, 2.1 x 150 mm).

The following linear gradients have been used for analytical UPC2:

CO₂/MeOH/DEA (99/1/0.2% to 60/40/0.2%)

CO₂/EtOH/DEA (99/1/0.2% to 60/40/0.2%)

CO₂/IPA/DEA (99/1/0.2% to 60/40/0.2%)

Preparative Chiral Chromatography

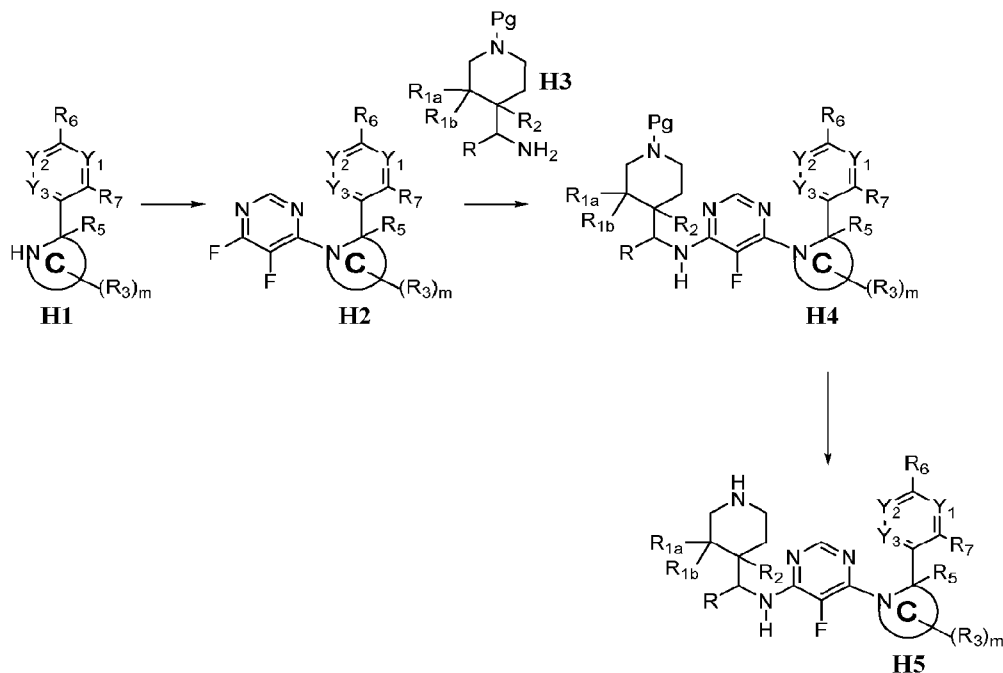
Before chiral separation, compounds were purified by the standards methods previously described using the appropriate solvents.

Preparative chiral separations were performed either on a Gilson (306, GX-281 trilution, 156-UV/Vis, Waters 3100 MSD), or a Waters SFC-80, equipped with a chiral column with the solvents specified using flow rates between 10-50 mL/min (only 50 g/min for SCF) and detection at either 214 or 230 nm; The available chiral columns were Reprosil AMS (5μm, 20mm x 250mm), Lux C2 (5μm, 21.2mm x 250mm), Lux C4 (5μm, 21.2mm x 250mm), Chiralpak® column IA, IB, IC, ID, IF or IG (5μm, 20mm x 250mm) or Chiralcel® OJ-H or OD-H. Exact column and elution conditions used for each compound are described in the experimental part.

Synthetic Methods

The compounds disclosed herein may be synthesized by one of the following three general methods: General Method H, General Method I and General Method J.

General Method H



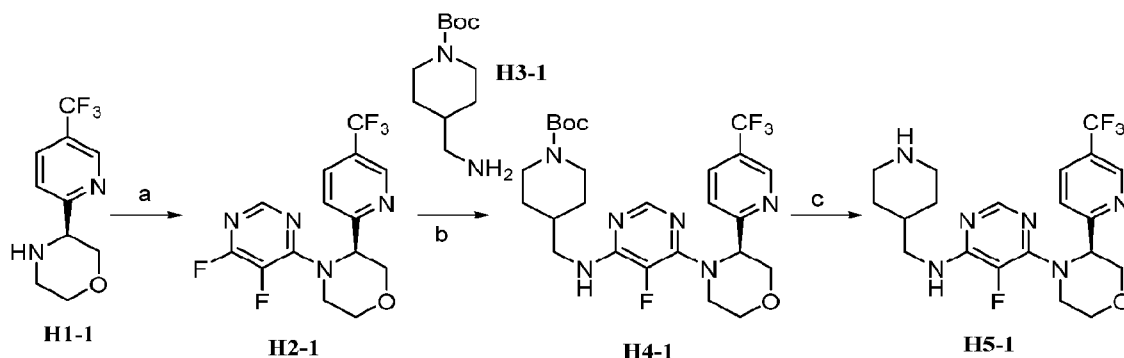
The cyclic amine H1 was reacted with 4,5,6-trifluoropyrimidine (at rt or slightly above, ie 30 °C) together with a suitable base (such as; DIEA, TEA or K₂CO₃). In the cases where H1 was substituted at both the 2- and 6- position the conditions needed to be harsher (ie

microwave reactor 100 °C for 10h). After the reaction was deemed complete, the intermediate H2 was worked up and purified by chromatography (such as Flash CC or prep-HPLC) or used as the crude in the following step. Intermediate H2, a base (such as; DIEA, TEA or Cs₂CO₃) and the primary amine H3 were thereafter dissolved in a solvent (such as DMSO or DMSO-water, water, water-ethanol mixtures, etc) and then the temperature was increased to 70 – 100 °C on, or until the reaction was considered complete. Work-up and purification then gave intermediate H4, which was subjected to deprotection. The products from the deprotection H5 (either as the free base, TFA salt or the hydrochloride) were then used in the General Methods HA, HB or HC as described below.

H3 amines were commercially available, otherwise the synthesis is described.

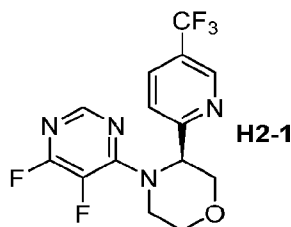
Example H5-1:

Synthesis of (*S*)-5-fluoro-*N*-(piperidin-4-ylmethyl)-6-(3-(5-(trifluoromethyl)pyridin-2-yl)morpholino)pyrimidin-4-amine, H5-1.



a) DIEA, DMSO b) DIEA, DMSO c) HCl, dioxane

(*S*)-4-(5,6-Difluoropyrimidin-4-yl)-3-(5-(trifluoromethyl)pyridin-2-yl)morpholine, H2-1



4,5,6-Trifluoropyrimidine (2.0 g, 15 mmol) and H1-1 (4.0 g, 15 mmol) were dissolved in DMSO and thereafter DIEA (10.5 mL, 60 mmol) was added. The reaction was stirred at rt on and then poured onto water and the mixture was extracted four times with EA. The EA phase was then washed twice with aq LiCl (5%), once with brine, thereafter dried (Na₂SO₄),

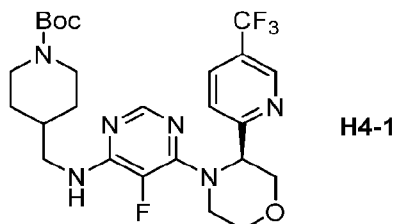
filtered and concentrated *in vacuo*. The residue was purified by Flash CC (Hept:EA) to yield H2-1 (4.9 g, 14 mmol).

LCMS: MS Calcd.: 346; MS Found: 347 ($[M+1]^+$).

tert-Butyl

(*S*)-4-(((5-fluoro-6-(3-(5-(trifluoromethyl)pyridin-2-

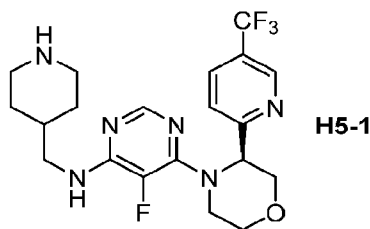
5 yl)morpholino)pyrimidin-4-yl)amino)methyl)piperidine-1-carboxylate, H4-1



Compounds H3-1 (2.8g, 8.1 mmol) and H2-1 (1.8 g, 8.8 mmol) were added to a solution of DIEA (8 mL, 40 mmol) in dry DMSO (30 mL) at rt. Then the reaction was heated to 50 °C for 2h, and the heating was removed and the reaction was stirred at rt on. The reaction was poured into aq LiCl (5%) and then extracted three times with EA. The combined organic phase was washed twice with aq LiCl (5%), once with brine, dried (Na₂SO₄) filtered and concentrated *in vacuo*. The residue was purified by Flash CC (EA:Hept) to yield H4-1 (3.7 g, 6.8 mmol).

LCMS: MS Calcd.: 540; MS Found: 541 ($[M+1]^+$).

(*S*)-5-Fluoro-*N*-(piperidin-4-ylmethyl)-6-(3-(5-(trifluoromethyl)pyridin-2-yl)morpholino)pyrimidin-4-amine, H5-1



HCl in dioxane (60 mL, 2M) was added to H4-1 (3.6 g, 6.7 mmol). This caused a sticky mass and aq HCl (15 mL, 2M) was added to dissolve this. The reaction was thereafter stirred at rt for 2 h and concentrated *in vacuo*. The residue was dissolved in sat NaHCO₃ and EA was added. As no clear phases were distinguishable the mixture was centrifuged for 10 min, thereafter the phases could be separated. The aqueous phase was extracted three times with EA. The combined organic phase was washed with brine, dried (Na₂SO₄) filtered, and concentrated *in vacuo* yielding crude H5-1 (2.9 g, 6.6 mmol).

LCMS: MS Calcd.: 440; MS Found: 441 ($[M+1]^+$).

The intermediate H5 was then transformed into the corresponding acetamide employing one of three different routes;

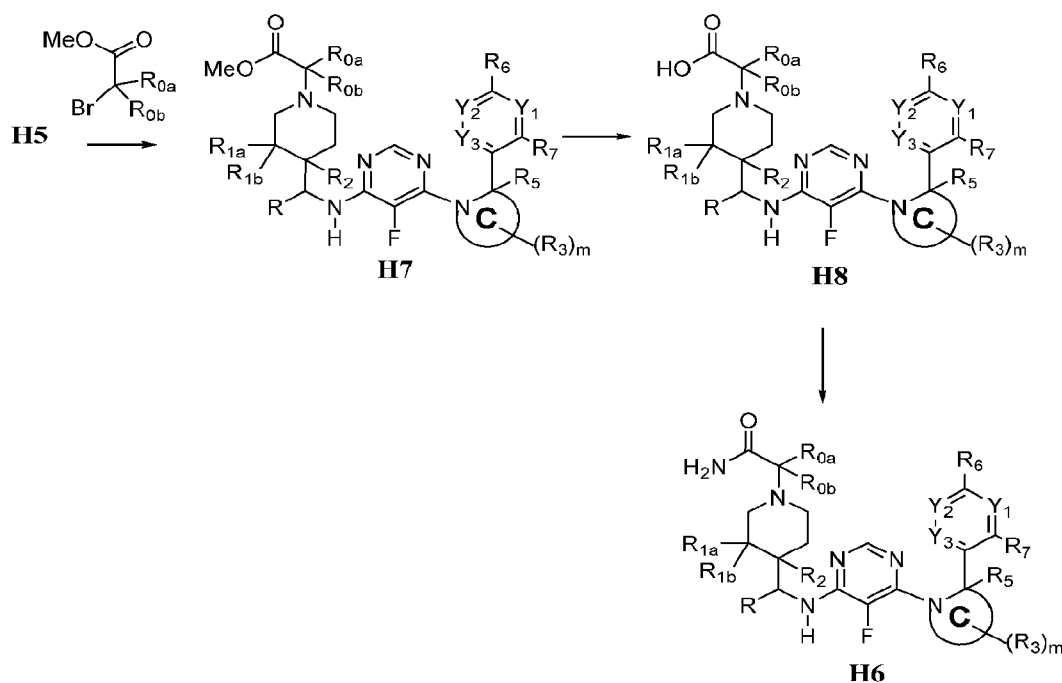
HA Alkylation of the corresponding alpha-bromo ester together with a suitable base (such as TEA, DIEA or K_2CO_3) followed by hydrolysis to the corresponding acid, and finally

5 EDC·HCl coupling with ammonium chloride and a suitable base.

HB Alkylation of the corresponding alpha-bromo ester together with a suitable base, followed by aminolysis with ammonia.

HC Direct alkylation of 2-bromoacetamide and a suitable base, such TEA, DIEA or K_2CO_3 .

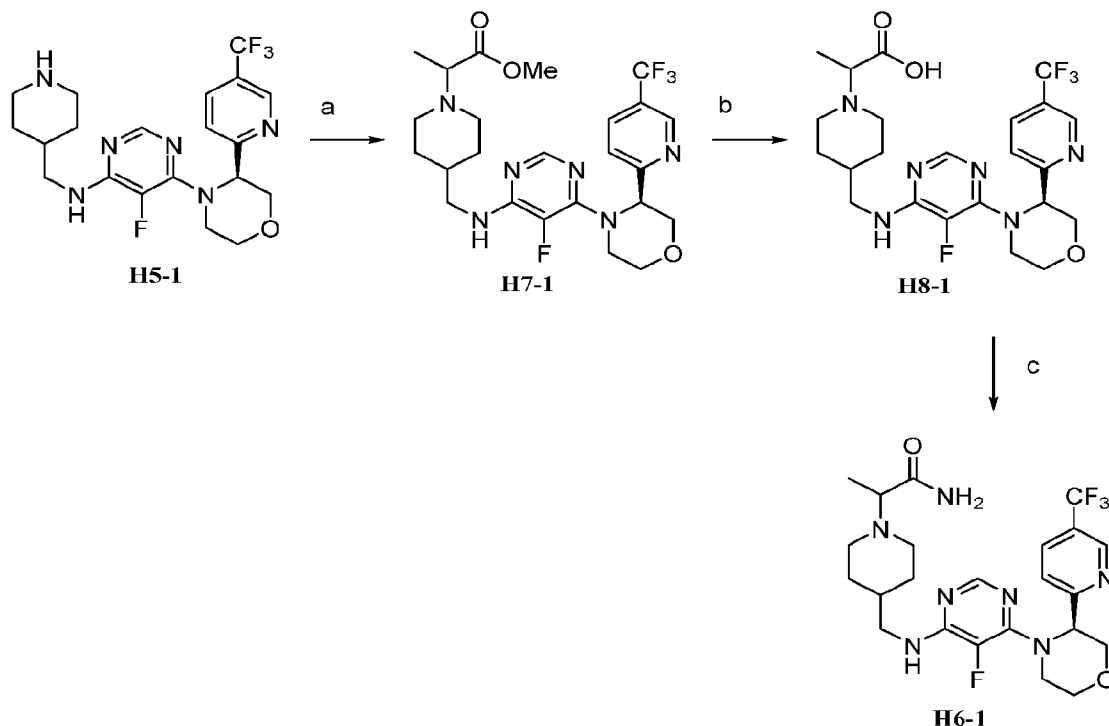
10 General Method HA



H5 was treated with either; methyl 2-bromoacetate, methyl 2-bromopropanoate or methyl 2-bromo-2-methylpropanoate, and a suitable base, ie TEA, in order to obtain H7. The methyl ester was then hydrolyzed with LiOH in a mixture water/THF/MeOH to obtain the acid (or Li salt thereof) H8. The final product H6 was thereafter obtained in reaction between H8, HOAt, EDC·HCl and NH_4Cl in a suitable solvent.

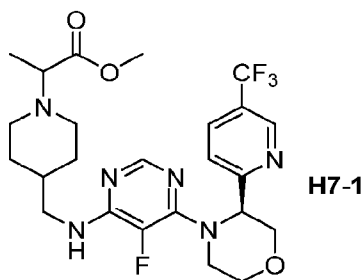
Example HA:

Synthesis of 2-(4-(((5-Fluoro-6-((S)-3-(5-(trifluoromethyl)pyridin-2-yl)morpholino)pyrimidin-4-yl)amino)methyl)piperidin-1-yl)propanamide, H6-1



a) DIEA, methyl 2-bromopropanoate, DCM. b) LiOH, THF, MeOH. c) DIEA, NH₄Cl, HOAt, EDC·HCl, DMF.

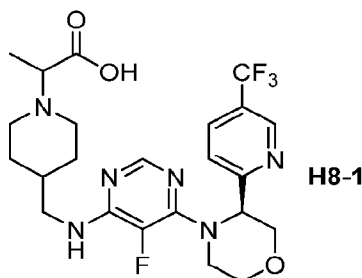
Methyl 2-((4-(((5-fluoro-6-((S)-3-(5-(trifluoromethyl)pyridin-2-yl)morpholino)pyrimidin-4-yl)amino)methyl)piperidin-1-yl)propanoate, H7-1



A solution of methyl 2-bromopropanoate (80 uL, 0.72 mmol) in DCM (2mL) was dropwise added to a stirred solution of DCM (10 mL), DIEA (0.63 mL) and H5-1 (0.26 g, 0.6 mmol) that was cooled on an ice water bath. The ice water bath was removed and the reaction was allowed to stir for 72 h. Then more 2-bromopropanoate (20 uL, 0.18 mmol) was added and the reaction was stirred at 30 °C for 24 h. The reaction was concentrated *in vacuo* and thereafter sat NaHCO₃ was added and the resulting mixture was extracted three times with EA. The combined organic phase was washed with brine, dried (Na₂SO₄), filtered and concentrated under reduced pressure. The residue was purified by Flash CC (DCM:MeOH) to yield H7-1 (220 mg, 0.42 mmol).

LCMS: MS Calcd.: 526; MS Found: 527 ($[M+1]^+$).

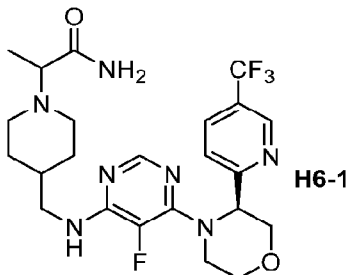
2-(4-(((5-Fluoro-6-((*S*)-3-(5-(trifluoromethyl)pyridin-2-yl)morpholino)pyrimidin-4-yl)amino)methyl)piperidin-1-yl)propanoic acid, H8-1



5 A solution of aq LiOH (0.4 mL, 2M) was added to a solution of H7-1 (220 mg, 0.4 mmol) in THF:MeOH (1:1, 4 mL). The reaction was stirred at rt on. Thereafter concentrated *in vacuo* to yield the crude title product H8-1 (271 mg) that was used without further purification.

LCMS: MS Calcd.: 512; MS Found: 513 ($[M+1]^+$).

10 2-(4-(((5-Fluoro-6-((*S*)-3-(5-(trifluoromethyl)pyridin-2-yl)morpholino)pyrimidin-4-yl)amino)methyl)piperidin-1-yl)propanamide, H6-1

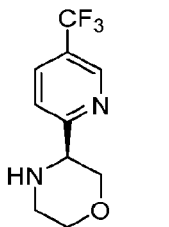
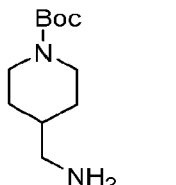
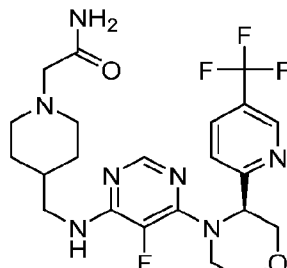
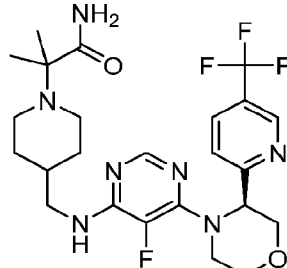


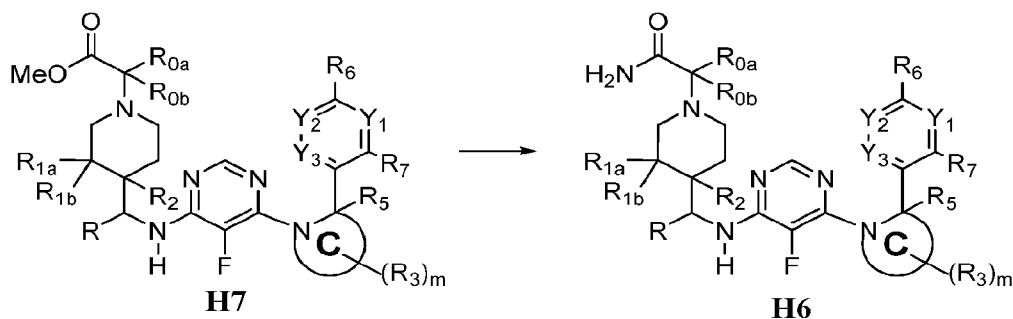
H8-1 (271 mg) was added to solution of DMF and DIEA (10 and 0.5 mL respectively). Thereafter the following were added: NH₄Cl (66 mg, 1.23 mmol), HOAt (84 mg, 0.6 mmol),
 15 EDC·HCl (117 mg, 0.6 mmol) and the reaction was stirred at rt on. Then more NH₄Cl (66 mg, 1.23 mmol) and EDC·HCl (117 mg, 0.6 mmol) were added and the reaction was again stirred at rt for another 24 h. The reaction was concentrated under vacuum and sat aq NaHCO₃ was added to the residue. The mixture was extracted three times with EA. The combined EA phase was washed twice with aq LiCl (5%), once with brine, dried (Na₂SO₄), filtered concentrated *in vacuo* to yield the crude product. This was then purified by Flash CC (DCM:MeOH) to yield
 20 H6-1 (149 mg, 0.29 mmol).

LCMS: MS Calcd.: 511; MS Found: 512 ($[M+1]^+$).

The following compounds were prepared according to the General Method HA:

Table HA:

H1	H3	H6
H1-1  (S)-3-(5-(trifluoromethyl)pyridin-2-yl)morpholine	H3-1  tert-butyl 4-(aminomethyl)piperidine-1-carboxylate	H6-2  (S)-2-(4-(((5-fluoro-6-(3-(5-(trifluoromethyl)pyridin-2-yl)morpholino)pyrimidin-4-yl)amino)methyl)piperidin-1-yl)acetamide
H1-1	H3-1	H6-3  (S)-2-(4-(((5-fluoro-6-(3-(5-(trifluoromethyl)pyridin-2-yl)morpholino)pyrimidin-4-yl)amino)methyl)piperidin-1-yl)-2-methylpropanamide

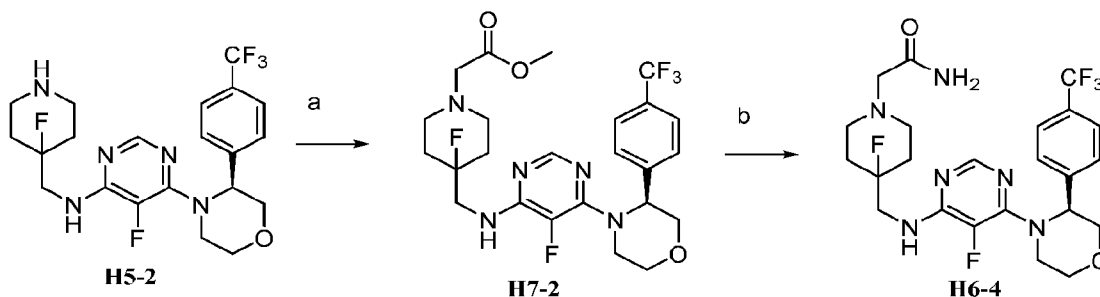
General Method HB:

The methyl ester intermediate H7 was subjected to aminolysis in MeOH to obtain H6.

Example HB:

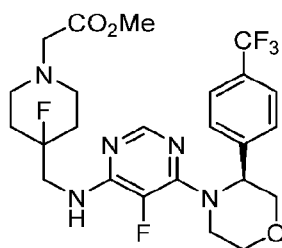
Synthesis of (S)-2-(4-fluoro-4-(((5-fluoro-6-(3-(4-(trifluoromethyl)phenyl)morpholino)pyrimidin-4-yl)amino)methyl)piperidin-1-yl)acetamide, H6-4

79



a) DIEA, 2-bromoacetate. b) NH₃, MeOH.

Methyl (*S*)-2-(4-fluoro-4-(((5-fluoro-6-(3-(4-(trifluoromethyl)phenyl)morpholino)pyrimidin-4-yl)amino)methyl)piperidin-1-yl)acetate, H7-2

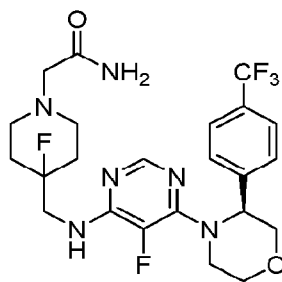


5

A solution of methyl 2-bromoacetate (67 mg, 0.44 mmol in 1.5 mL DCM) was slowly added to an ice cooled solution of (*S*)-5-fluoro-*N*-((4-fluoropiperidin-4-yl)methyl)-6-(3-(4-(trifluoromethyl)phenyl)morpholino)pyrimidin-4-amine H5-2 (167 mg, 0.36 mmol in 7 mL DCM with 380 μ L DIEA). The ice bath was removed after the addition, the reaction was allowed to reach rt and was then stirred at rt on. The reaction was concentrated *in vacuo*, sat aq NaHCO₃ was added and the mixture was extracted with three portions of EA. The combined organic phase was washed with brine, dried Na₂SO₄, filtered and concentrated *in vacuo*. The residue was purified by Flash CC (DCM:MeOH) to yield H7-2 (180 mg, 0.34 mmol).

LCMS: MS Calcd.: 529; MS Found: 530 ([M+1]⁺).

(*S*)-2-(4-Fluoro-4-(((5-fluoro-6-(3-(4-(trifluoromethyl)phenyl)morpholino)pyrimidin-4-yl)amino)methyl)piperidin-1-yl)acetamide, H6-4



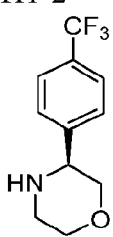
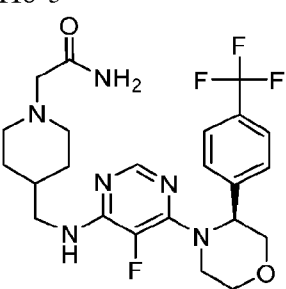
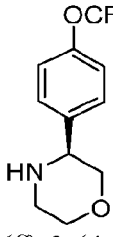
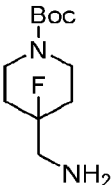
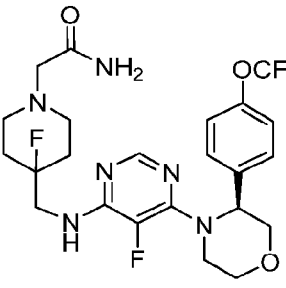
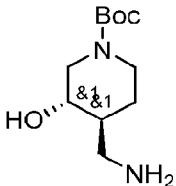
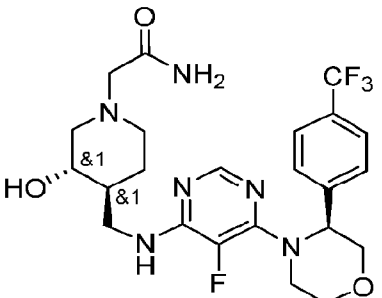
H7-2 (180 mg, 0.34 mg) was dissolved in MeOH (3 mL) and cooled on an ice-water bath and then NH₃ (g) was bubbled through the solution. The vial was sealed, and the reaction was stirred at rt on. Then the vial was cooled on an ice-bath (-10 °C) and the vial was opened and stirred as it slowly heated to rt. Concentration under reduced pressure gave H6-4 (170 mg,

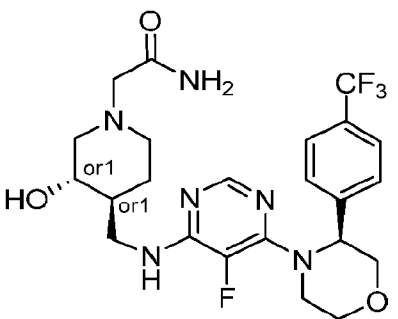
5 0.33 mg).

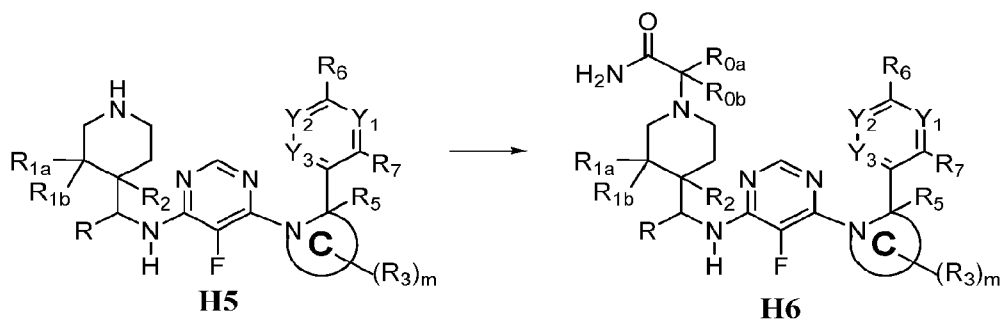
LCMS: MS Calcd.: 514; MS Found: 515 ([M+1]⁺).

The following compounds were prepared according to the General Method HB:

Table HB:

H1 H1-2  (<i>S</i>)-3-(4-(trifluoromethyl)phenyl)morpholine	H3 H3-1	H6 H6-5  (<i>S</i>)-2-(4-(((5-fluoro-6-(3-(4-(trifluoromethyl)phenyl)morpholino)pyrimidin-4-yl)amino)methyl)piperidin-1-yl)acetamide
H1-3  (<i>S</i>)-3-(4-(trifluoromethoxy)phenyl)morpholine	H3-2  <i>tert</i> -butyl 4-(aminomethyl)-4-fluoropiperidine-1-carboxylate	H6-6  (<i>S</i>)-2-(4-fluoro-4-(((5-fluoro-6-(3-(4-(trifluoromethoxy)phenyl)morpholino)pyrimidin-4-yl)amino)methyl)piperidin-1-yl)acetamide
H1-2	H3-3  <i>rac-tert</i> -butyl (3 <i>R</i> ,4 <i>R</i>)-4-(aminomethyl)-3-hydroxypiperidine-1-carboxylate	H6-7  2-((3 <i>RS</i> ,4 <i>RS</i>)-4-(((5-fluoro-6-((<i>S</i>)-3-(4-(trifluoromethyl)phenyl)morpholino)pyrimidin-

		4-yl)amino)methyl)-3-hydroxypiperidin-1-yl)acetamide
H1-2	H3-3	H6-7-1  2-((3 <i>R</i> *,4 <i>R</i> *)-4-(((5-fluoro-6-((<i>S</i>)-3-(4-(trifluoromethyl)phenyl)morpholino)pyrimidin-4-yl)amino)methyl)-3-hydroxypiperidin-1-yl)acetamide 1 st eluting isomer
H1-2	H3-3	H6-7-2 2-((3 <i>R</i> *,4 <i>R</i> *)-4-(((5-fluoro-6-((<i>S</i>)-3-(4-(trifluoromethyl)phenyl)morpholino)pyrimidin-4-yl)amino)methyl)-3-hydroxypiperidin-1-yl)acetamide 2 nd eluting isomer

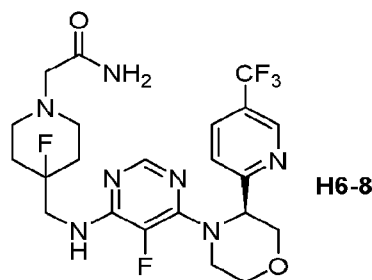
General Method HC:

The intermediate H5 was treated with 2-bromoacetamide and a suitable base, such as DIEA, Na₂CO₃ or K₂CO₃ to give final compounds H6.

Example HC:

Synthesis of (*S*)-2-(4-fluoro-4-(((5-fluoro-6-(3-(5-(trifluoromethyl)pyridin-2-yl)morpholino)pyrimidin-4-yl)amino)methyl)piperidin-1-yl)acetamide, H6-8.

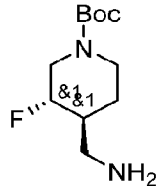
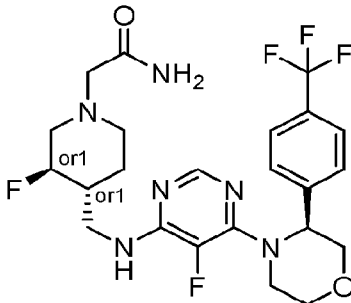
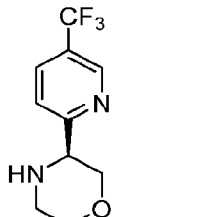
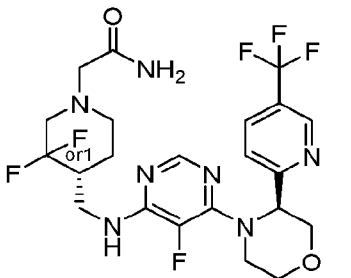
82

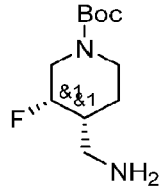
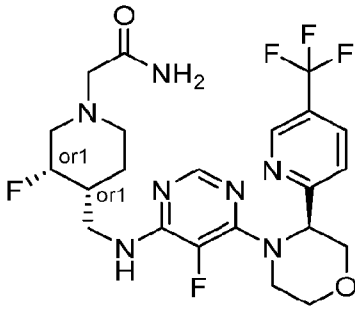
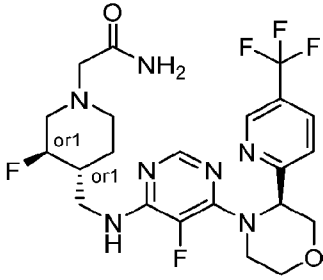


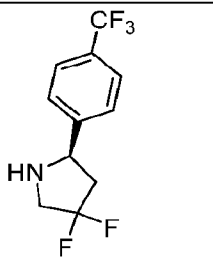
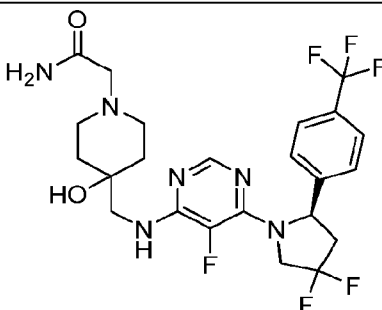
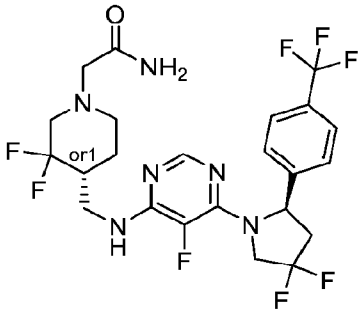
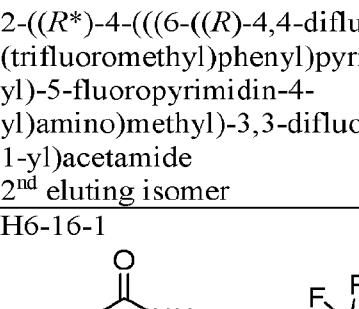
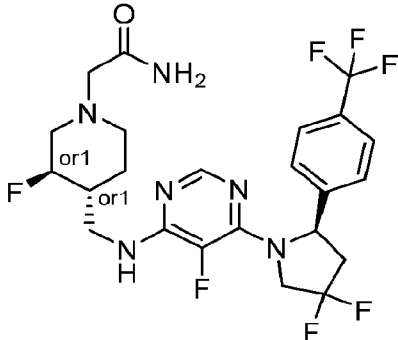
K_2CO_3 (65 mg, 0.5 mmol) followed by 2-bromoacetamide (30 mg, 0.22 mmol) were added to a solution of ((*S*)-4-(5,6-difluoropyrimidin-4-yl)-3-(5-(trifluoromethyl)pyridin-2-yl)morpholine H5-3 (30 mg, 0.07 mmol) in dry THF. The reaction was stirred at rt for 4 h and then at 30 °C on. The reaction was filtered, and the filtrate was concentrated *in vacuo*. The residue was purified by Prep-HPLC to yield H6-8 (17.4 mg, 0.034 mmol).

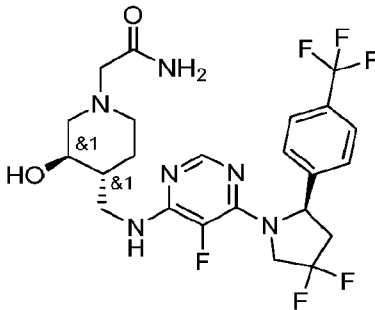
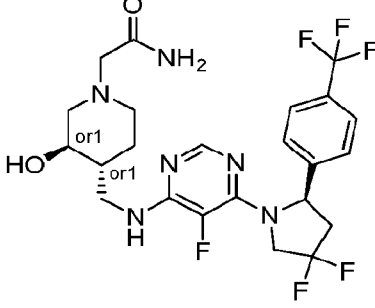
The following compounds were prepared according to the General Method HC Table HC:

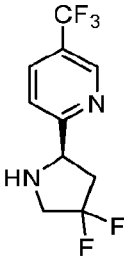
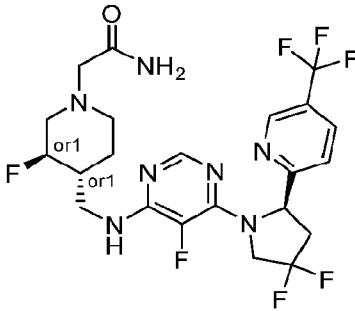
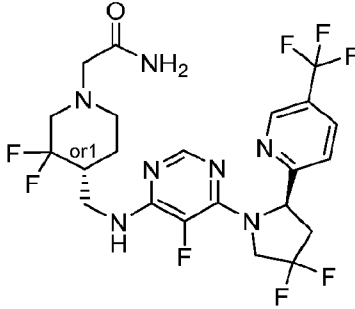
H1	H3	H6
H1-2	H3-4 <i>tert</i> -butyl 4-(aminomethyl)-3,3-difluoro-piperidine-1-carboxylate	H6-9-1 2-((<i>R</i> [*])-3,3-difluoro-4-(((5-fluoro-6-((<i>S</i>)-3-(4-(trifluoromethyl)phenyl)morpholino)pyrimidin-4-yl)amino)methyl)piperidin-1-yl)acetamide 1 st eluting isomer
H1-2	H3-4	H6-9-2 2-((<i>R</i> [*])-3,3-difluoro-4-(((5-fluoro-6-((<i>S</i>)-3-(4-(trifluoromethyl)phenyl)morpholino)pyrimidin-4-yl)amino)methyl)piperidin-1-yl)acetamide 2 nd eluting isomer
H1-2	H3-5	H6-10-1

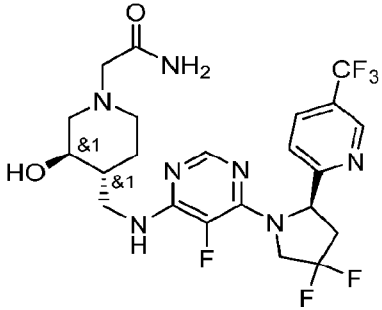
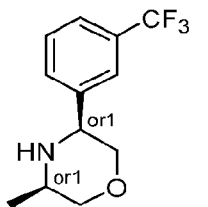
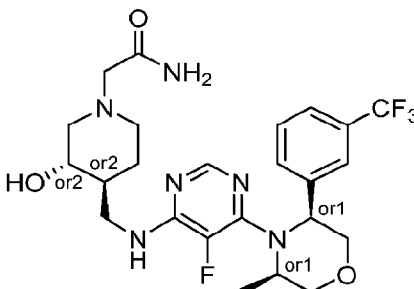
	 <p><i>rac-tert-butyl (3R,4R)-4-(aminomethyl)-3-fluoropiperidine-1-carboxylate</i></p>	 <p>2-((3<i>R</i>*,4<i>R</i>*)-3-fluoro-4-(((5-fluoro-6-((<i>S</i>)-3-(4-(trifluoromethyl)phenyl)morpholino)pyrimidin-4-yl)amino)methyl)piperidin-1-yl)acetamide 1st eluting isomer</p>
H1-2	H3-5	<p>H6-10-2</p> <p>2-((3<i>R</i>*,4<i>R</i>*)-3-fluoro-4-(((5-fluoro-6-((<i>S</i>)-3-(4-(trifluoromethyl)phenyl)morpholino)pyrimidin-4-yl)amino)methyl)piperidin-1-yl)acetamide 2nd eluting isomer</p>
<p>H1-1</p>  <p>(<i>S</i>)-3-(5-(trifluoromethyl)pyridin-2-yl)morpholine</p>	H3-4	<p>H6-11-1</p>  <p>2-((<i>R</i>*)-3,3-difluoro-4-(((5-fluoro-6-((<i>S</i>)-3-(5-(trifluoromethyl)pyridin-2-yl)morpholino)pyrimidin-4-yl)amino)methyl)piperidin-1-yl)acetamide 1st eluting isomer</p>
H1-1	H3-4	<p>H6-11-2</p> <p>2-((<i>R</i>*)-3,3-difluoro-4-(((5-fluoro-6-((<i>S</i>)-3-(5-(trifluoromethyl)pyridin-2-yl)morpholino)pyrimidin-4-yl)amino)methyl)piperidin-1-yl)acetamide 2nd eluting isomer</p>
H1-1	H3-6	H6-12-1

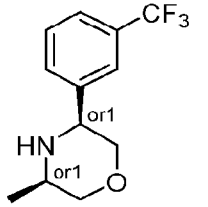
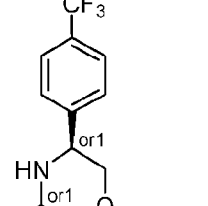
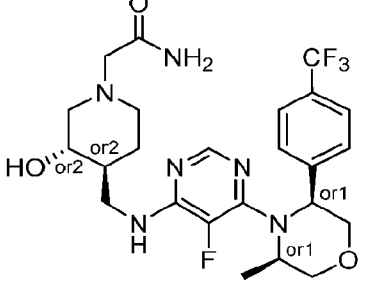
	 <p><i>rac</i>-2-((3<i>R</i>,4<i>S</i>)-4-(aminomethyl)-3-fluoropiperidin-1-yl)acetamide</p>	 <p>2-((3<i>R</i>[*],4<i>S</i>[*])-3-fluoro-4-(((5-fluoro-6-((<i>S</i>)-3-(5-(trifluoromethyl)pyridin-2-yl)morpholino)pyrimidin-4-yl)amino)methyl)piperidin-1-yl)acetamide 1st eluting isomer</p>
H1-1	H3-6	<p>H6-12-2</p> <p>2-((3<i>R</i>[*],4<i>S</i>[*])-3-fluoro-4-(((5-fluoro-6-((<i>S</i>)-3-(5-(trifluoromethyl)pyridin-2-yl)morpholino)pyrimidin-4-yl)amino)methyl)piperidin-1-yl)acetamide 2nd eluting isomer</p>
H1-1	H3-5	 <p>2-((3<i>R</i>[*],4<i>R</i>[*])-3-fluoro-4-(((5-fluoro-6-((<i>S</i>)-3-(5-(trifluoromethyl)pyridin-2-yl)morpholino)pyrimidin-4-yl)amino)methyl)piperidin-1-yl)acetamide 1st eluting isomer</p>
H1-1	H3-5	<p>H6-13-2</p> <p>2-((3<i>R</i>[*],4<i>R</i>[*])-3-fluoro-4-(((5-fluoro-6-((<i>S</i>)-3-(5-(trifluoromethyl)pyridin-2-yl)morpholino)pyrimidin-4-yl)amino)methyl)piperidin-1-yl)acetamide 2nd eluting isomer</p>
H1-4	H3-7	H6-14

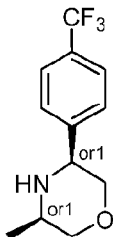
 <p>(<i>R</i>)-4,4-difluoro-2-(4-(trifluoromethyl)phenyl)pyrrolidine</p>		 <p>(<i>R</i>)-2-(4-(((6-(4,4-difluoro-2-(4-(trifluoromethyl)phenyl)pyrrolidin-1-yl)-5-fluoropyrimidin-4-yl)amino)methyl)-4-hydroxypiperidin-1-yl)acetamide</p>
H1-4	H3-4	 <p>2-((<i>R</i>[*])-4-(((6-((<i>R</i>)-4,4-difluoro-2-(4-(trifluoromethyl)phenyl)pyrrolidin-1-yl)-5-fluoropyrimidin-4-yl)amino)methyl)-3,3-difluoropiperidin-1-yl)acetamide 1st eluting isomer</p>
H1-4	H3-4	 <p>2-((<i>R</i>[*])-4-(((6-((<i>R</i>)-4,4-difluoro-2-(4-(trifluoromethyl)phenyl)pyrrolidin-1-yl)-5-fluoropyrimidin-4-yl)amino)methyl)-3,3-difluoropiperidin-1-yl)acetamide 2nd eluting isomer</p>
H1-4	H3-5	 <p>2-((<i>R</i>[*])-4-(((6-((<i>R</i>)-4,4-difluoro-2-(4-(trifluoromethyl)phenyl)pyrrolidin-1-yl)-5-fluoropyrimidin-4-yl)amino)methyl)-3,3-difluoropiperidin-1-yl)acetamide</p>

		2-((3 <i>R</i> *,4 <i>R</i> *)-4-(((6-((<i>R</i>)-4,4-difluoro-2-(4-(trifluoromethyl)phenyl)pyrrolidin-1-yl)-5-fluoropyrimidin-4-yl)amino)methyl)-3-fluoropiperidin-1-yl)acetamide 1 st eluting isomer
H1-4	H3-5	H6-16-2 2-((3 <i>R</i> *,4 <i>R</i> *)-4-(((6-((<i>R</i>)-4,4-difluoro-2-(4-(trifluoromethyl)phenyl)pyrrolidin-1-yl)-5-fluoropyrimidin-4-yl)amino)methyl)-3-fluoropiperidin-1-yl)acetamide 2 nd eluting isomer
H1-4	H3-3	H6-17  2-((3 <i>RS</i> ,4 <i>RS</i>)-4-(((6-((<i>R</i>)-4,4-difluoro-2-(4-(trifluoromethyl)phenyl)pyrrolidin-1-yl)-5-fluoropyrimidin-4-yl)amino)methyl)-3-hydroxypiperidin-1-yl)acetamide
H1-4	H3-3	H6-17-1  2-((3 <i>R</i> *,4 <i>R</i> *)-4-(((6-((<i>R</i>)-4,4-difluoro-2-(4-(trifluoromethyl)phenyl)pyrrolidin-1-yl)-5-fluoropyrimidin-4-yl)amino)methyl)-3-hydroxypiperidin-1-yl)acetamide 1 st eluting isomer
H1-4	H3-3	H6-17-2 2-((3 <i>R</i> *,4 <i>R</i> *)-4-(((6-((<i>R</i>)-4,4-difluoro-2-(4-(trifluoromethyl)phenyl)pyrrolidin-1-yl)-5-fluoropyrimidin-4-

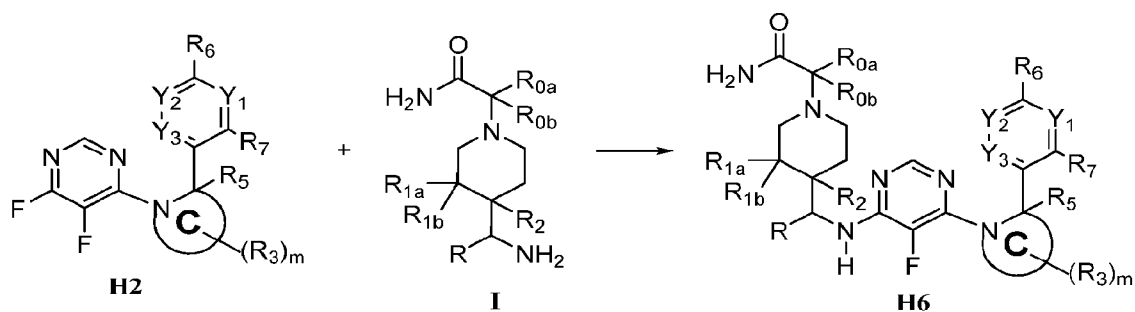
		yl)amino)methyl)-3-hydroxypiperidin-1-yl)acetamide 2 nd eluting isomer
H1-5  <i>(R)</i> -2-(4,4-difluoropyrrolidin-2-yl)-5-(trifluoromethyl)pyridine	H3-5	H6-18-1  2-((3 <i>R</i> *,4 <i>R</i> *)-4-(((6-((<i>R</i>)-4,4-difluoro-2-(5-(trifluoromethyl)pyridin-2-yl)pyrrolidin-1-yl)-5-fluoropyrimidin-4-yl)amino)methyl)-3-fluoropiperidin-1-yl)acetamide 1 st eluting isomer
H1-5	H3-5	H6-18-2 2-((3 <i>R</i> *,4 <i>R</i> *)-4-(((6-((<i>R</i>)-4,4-difluoro-2-(5-(trifluoromethyl)pyridin-2-yl)pyrrolidin-1-yl)-5-fluoropyrimidin-4-yl)amino)methyl)-3-fluoropiperidin-1-yl)acetamide 2 nd eluting isomer
H1-5	H3-4	H6-19-1  2-((<i>R</i> *)-4-(((6-((<i>R</i>)-4,4-difluoro-2-(5-(trifluoromethyl)pyridin-2-yl)pyrrolidin-1-yl)-5-fluoropyrimidin-4-yl)amino)methyl)-3,3-difluoropiperidin-1-yl)acetamide 1 st eluting isomer
H1-5	H3-4	H6-19-2 2-((<i>R</i> *)-4-(((6-((<i>R</i>)-4,4-difluoro-2-(5-(trifluoromethyl)pyridin-2-yl)pyrrolidin-1-yl)-5-fluoropyrimidin-4-yl)amino)methyl)-3,3-difluoropiperidin-1-yl)acetamide 2 nd eluting isomer

H1-5	H3-3	<p>H6-20</p>  <p>2-((3<i>RS</i>,4<i>RS</i>)-4-(((6-((<i>R</i>)-4,4-difluoro-2-(5-(trifluoromethyl)pyridin-2-yl)pyrrolidin-1-yl)-5-fluoropyrimidin-4-yl)amino)methyl)-3-hydroxypiperidin-1-yl)acetamide</p>
<p>H1-6-1</p>  <p><i>rel</i>-(3<i>R</i>,5<i>S</i>)-3-methyl-5-(3-(trifluoromethyl)phenyl)morpholine 1st eluting isomer</p>	H3-3	<p>H6-21-1</p>  <p><i>rel</i>-2-((3<i>R</i>,4<i>R</i>)-4-(((5-fluoro-6-((3<i>S</i>,5<i>R</i>)-3-methyl-5-(3-(trifluoromethyl)phenyl)morpholino)pyrimidin-4-yl)amino)methyl)-3-hydroxypiperidin-1-yl)acetamide OR <i>rel</i>-2-((3<i>R</i>,4<i>R</i>)-4-(((5-fluoro-6-((3<i>R</i>,5<i>S</i>)-3-methyl-5-(3-(trifluoromethyl)phenyl)morpholino)pyrimidin-4-yl)amino)methyl)-3-hydroxypiperidin-1-yl)acetamide 1st eluting isomer</p>
H1-6-1	H3-3	<p>H6-21-2</p> <p><i>rel</i>-2-((3<i>R</i>,4<i>R</i>)-4-(((5-fluoro-6-((3<i>S</i>,5<i>R</i>)-3-methyl-5-(3-(trifluoromethyl)phenyl)morpholino)pyrimidin-4-yl)amino)methyl)-3-hydroxypiperidin-1-yl)acetamide OR <i>rel</i>-2-((3<i>R</i>,4<i>R</i>)-4-(((5-fluoro-6-((3<i>R</i>,5<i>S</i>)-3-methyl-5-(3-(trifluoromethyl)phenyl)morpholino)pyrimidin-4-yl)amino)methyl)-3-hydroxypiperidin-1-yl)acetamide 2nd eluting isomer</p>

<p>H1-6-2</p>  <p><i>rel</i>-(3<i>R</i>,5<i>S</i>)-3-methyl-5-(3-(trifluoromethyl)phenyl)morpholine 2nd eluting isomer</p>	<p>H3-3</p>	<p>H6-21-3</p> <p><i>rel</i>-2-((3<i>R</i>,4<i>R</i>)-4-(((5-fluoro-6-((3<i>S</i>,5<i>R</i>)-3-methyl-5-(3-(trifluoromethyl)phenyl)morpholino)pyrimidin-4-yl)amino)methyl)-3-hydroxypiperidin-1-yl)acetamide OR <i>rel</i>-2-((3<i>R</i>,4<i>R</i>)-4-(((5-fluoro-6-((3<i>R</i>,5<i>S</i>)-3-methyl-5-(3-(trifluoromethyl)phenyl)morpholino)pyrimidin-4-yl)amino)methyl)-3-hydroxypiperidin-1-yl)acetamide 1st eluting isomer</p>
<p>H1-6-2</p>	<p>H3-3</p>	<p>H6-21-4</p> <p><i>rel</i>-2-((3<i>R</i>,4<i>R</i>)-4-(((5-fluoro-6-((3<i>S</i>,5<i>R</i>)-3-methyl-5-(3-(trifluoromethyl)phenyl)morpholino)pyrimidin-4-yl)amino)methyl)-3-hydroxypiperidin-1-yl)acetamide OR <i>rel</i>-2-((3<i>R</i>,4<i>R</i>)-4-(((5-fluoro-6-((3<i>R</i>,5<i>S</i>)-3-methyl-5-(3-(trifluoromethyl)phenyl)morpholino)pyrimidin-4-yl)amino)methyl)-3-hydroxypiperidin-1-yl)acetamide 2nd eluting isomer</p>
<p>H1-7-1</p>  <p><i>rel</i>-(3<i>R</i>,5<i>S</i>)-3-methyl-5-(4-(trifluoromethyl)phenyl)morpholine 1st eluting isomer</p>	<p>H3-3</p>	<p>H6-22-1</p>  <p><i>rel</i>-2-((3<i>R</i>,4<i>R</i>)-4-(((5-fluoro-6-((3<i>S</i>,5<i>R</i>)-3-methyl-5-(4-(trifluoromethyl)phenyl)morpholino)pyrimidin-4-yl)amino)methyl)-3-hydroxypiperidin-1-yl)acetamide OR <i>rel</i>-2-((3<i>R</i>,4<i>R</i>)-4-(((5-fluoro-6-((3<i>R</i>,5<i>S</i>)-3-methyl-5-(4-(trifluoromethyl)phenyl)morpholino)pyrimidin-4-yl)amino)methyl)-3-hydroxypiperidin-1-yl)acetamide 1st eluting isomer</p>
<p>H1-7-1</p>	<p>H3-3</p>	<p>H6-22-2</p>

		<p><i>rel</i>-2-((3<i>R</i>,4<i>R</i>)-4-(((5-fluoro-6-((3<i>S</i>,5<i>R</i>)-3-methyl-5-(4-(trifluoromethyl)phenyl)morpholino)pyrimidin-4-yl)amino)methyl)-3-hydroxypiperidin-1-yl)acetamide</p> <p>OR</p> <p><i>rel</i>-2-((3<i>R</i>,4<i>R</i>)-4-(((5-fluoro-6-((3<i>R</i>,5<i>S</i>)-3-methyl-5-(4-(trifluoromethyl)phenyl)morpholino)pyrimidin-4-yl)amino)methyl)-3-hydroxypiperidin-1-yl)acetamide</p> <p>2nd eluting isomer</p>
<p>H1-7-2</p>  <p><i>rel</i>-(3<i>R</i>,5<i>S</i>)-3-methyl-5-(4-(trifluoromethyl)phenyl)morpholine</p> <p>2nd eluting isomer</p>	H3-3	<p>H6-22-3</p> <p><i>rel</i>-2-((3<i>R</i>,4<i>R</i>)-4-(((5-fluoro-6-((3<i>S</i>,5<i>R</i>)-3-methyl-5-(4-(trifluoromethyl)phenyl)morpholino)pyrimidin-4-yl)amino)methyl)-3-hydroxypiperidin-1-yl)acetamide</p> <p>OR</p> <p><i>rel</i>-2-((3<i>R</i>,4<i>R</i>)-4-(((5-fluoro-6-((3<i>R</i>,5<i>S</i>)-3-methyl-5-(4-(trifluoromethyl)phenyl)morpholino)pyrimidin-4-yl)amino)methyl)-3-hydroxypiperidin-1-yl)acetamide</p> <p>1st eluting isomer</p>
H1-7-2	H3-3	<p>H6-22-4</p> <p><i>rel</i>-2-((3<i>R</i>,4<i>R</i>)-4-(((5-fluoro-6-((3<i>S</i>,5<i>R</i>)-3-methyl-5-(4-(trifluoromethyl)phenyl)morpholino)pyrimidin-4-yl)amino)methyl)-3-hydroxypiperidin-1-yl)acetamide</p> <p>OR</p> <p><i>rel</i>-2-((3<i>R</i>,4<i>R</i>)-4-(((5-fluoro-6-((3<i>R</i>,5<i>S</i>)-3-methyl-5-(4-(trifluoromethyl)phenyl)morpholino)pyrimidin-4-yl)amino)methyl)-3-hydroxypiperidin-1-yl)acetamide</p> <p>2nd eluting isomer</p>

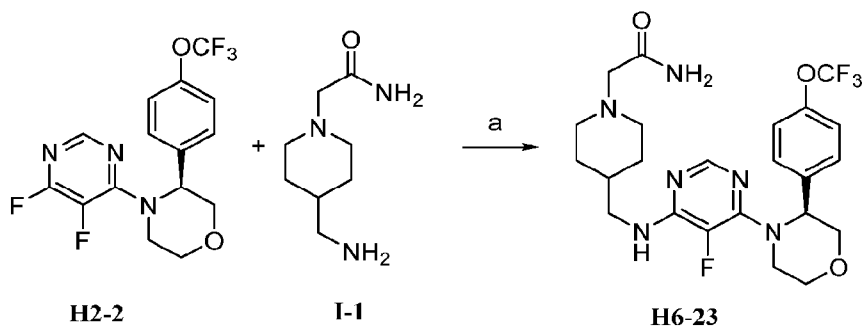
General Method I



The compounds have also been made by performing the addition of 2-(4-(aminomethyl)piperidin-1-yl)acetamide to the intermediates **H2** (synthesized as outlined in **General Method H**). The NAS reaction was performed using the same conditions (a suitable base, such as DIEA or TEA) in DMSO at 80 – 100 °C). The reactions mixtures were thereafter concentrated and purified directly using chromatographic methods.

Example I:

Synthesis of (*S*)-2-(4-(((5-fluoro-6-(3-(4-(trifluoromethoxy)phenyl)morpholino)pyrimidin-4-yl)amino)methyl)piperidin-1-yl)acetamide, **H6-23**



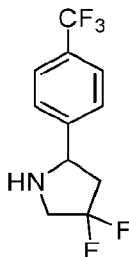
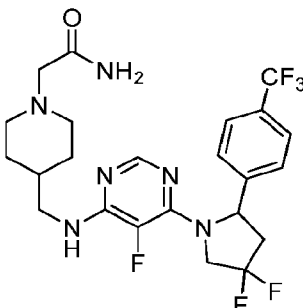
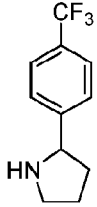
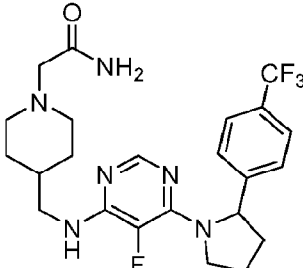
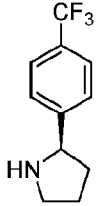
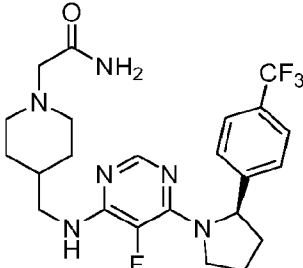
a) DIEA, DMSO.

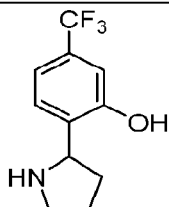
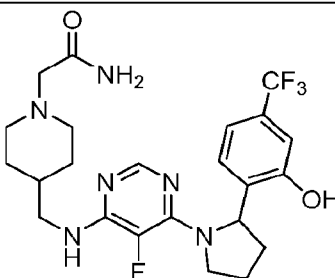
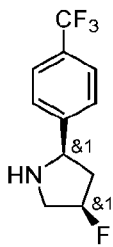
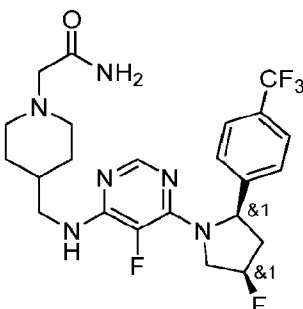
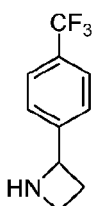
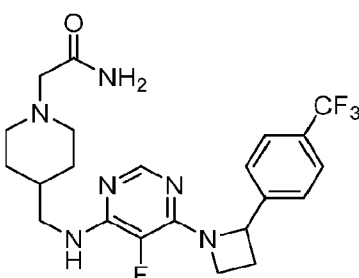
A solution of (*S*)-4-(5,6-difluoropyrimidin-4-yl)-3-(4-(trifluoromethoxy)phenyl)morpholine **H2-2** (160 mM in DMSO, 1 equivalent), 2-(4-(aminomethyl)piperidin-1-yl)acetamide **I-1** (160 mM in DMSO, 1 equivalent), and DIEA (neat, 6 equivalents). The reaction was shaken at 80 °C on and then at 100 °C for 4 h. The reaction was thereafter cooled and concentrated *in vacuo*. Subsequent analysis and purification of the resulting residue by HPLC gave the pure title compound **H6-23** (62 %).

LCMS: MS Calcd.: 512; MS Found: 513 ($[M+1]^+$).

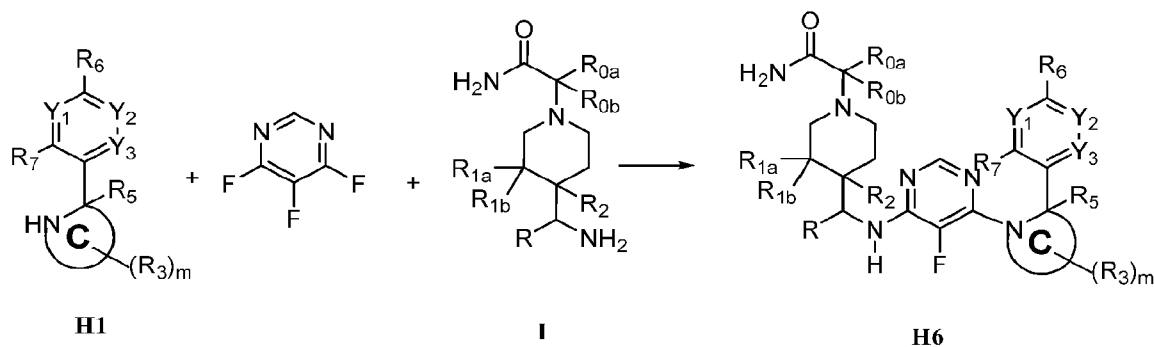
The following compounds were made according to General Method I:

Table I:

H1	H6
<p>H1-16</p>  <p>4,4-difluoro-2-(4-(trifluoromethyl)phenyl)pyrrolidine</p>	<p>H6-24</p>  <p>2-(4-(((6-(4,4-difluoro-2-(trifluoromethyl)phenyl)pyrrolidin-1-yl)-5-fluoropyrimidin-4-yl)amino)methyl)piperidin-1-yl)acetamide</p>
<p>H1-8</p>  <p>2-(4-(trifluoromethyl)phenyl)pyrrolidine</p>	<p>H6-25</p>  <p>2-(4-(((5-fluoro-6-(2-(4-(trifluoromethyl)phenyl)pyrrolidin-1-yl)pyrimidin-4-yl)amino)methyl)piperidin-1-yl)acetamide</p>
<p>H1-9</p>  <p>(<i>R</i>)-2-(4-(trifluoromethyl)phenyl)pyrrolidine</p>	<p>H6-25-1</p>  <p>(<i>R</i>)-2-(4-(((5-fluoro-6-(2-(4-(trifluoromethyl)phenyl)pyrrolidin-1-yl)pyrimidin-4-yl)amino)methyl)piperidin-1-yl)acetamide</p>
H1-10	H6-26

 <p>2-(pyrrolidin-2-yl)-5-(trifluoromethyl)phenol</p>	 <p>2-(4-(((5-fluoro-6-(2-(2-hydroxy-4-(trifluoromethyl)phenyl)pyrrolidin-1-yl)pyrimidin-4-yl)amino)methyl)piperidin-1-yl)acetamide</p>
<p>H1-11</p>  <p><i>rac</i>-(2<i>R</i>,4<i>R</i>)-4-fluoro-2-(4-(trifluoromethyl)phenyl)pyrrolidine</p>	<p>H6-27</p>  <p><i>rac</i>-2-(4-(((5-fluoro-6-((2<i>R</i>,4<i>R</i>)-4-fluoro-2-(4-(trifluoromethyl)phenyl)pyrrolidin-1-yl)pyrimidin-4-yl)amino)methyl)piperidin-1-yl)acetamide</p>
<p>H1-12</p>  <p>2-(4-(trifluoromethyl)phenyl)azetidine</p>	<p>H6-28</p>  <p>2-(4-(((5-fluoro-6-(2-(4-(trifluoromethyl)phenyl)azetidin-1-yl)pyrimidin-4-yl)amino)methyl)piperidin-1-yl)acetamide</p>

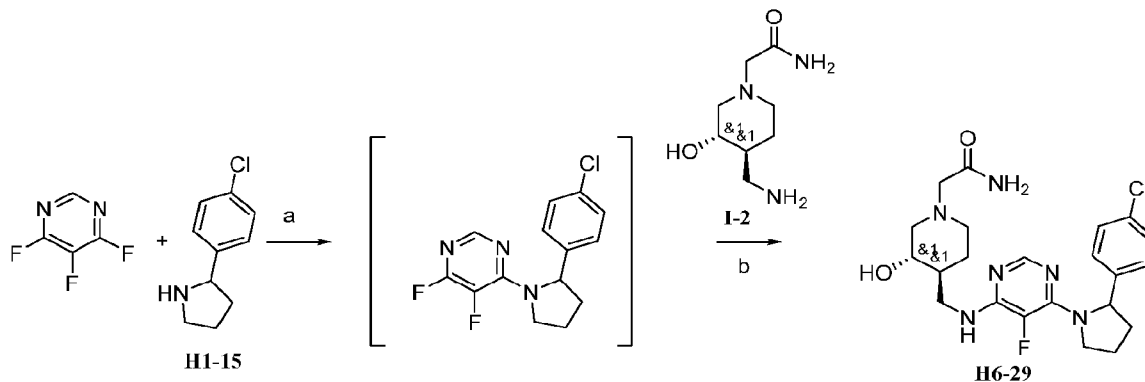
General Method J



The compounds have also been synthesized using a one-pot, two step synthesis procedure. The secondary amine H1 and trifluoropyrimidine were added to a solution of DIEA in DMSO and stirred at rt for 3 h to produce H2 *in situ*. Thereafter, I was added together with additional DIEA and the reaction was heated to 80 °C overnight. The reaction mixture was cooled to rt and concentrated. The remaining residue was thereafter purified by Prep HPLC to yield H6.

Example J:

Synthesis of *rac*-2-((3*R*,4*R*)-4-(((6-(2-(4-chlorophenyl)pyrrolidin-1-yl)-5-fluoropyrimidin-4-yl)amino)methyl)-3-hydroxypiperidin-1-yl)acetamide, H6-29.



a) DMSO, DIEA. b) DMSO, DIEA.

A solution of 4,5,6-trifluoropyrimidine (160 mM in DMSO, 1 equivalent) and DIEA (neat, 6 equivalents) were added to a solution of 2-(4-chlorophenyl)pyrrolidine, H1-15 (160 mM in DMSO, 1 equivalent). The reaction was shaken at ambient temperature for 3 h. Thereafter, a DMSO solution of *rac*-2-((3*R*,4*R*)-4-(aminomethyl)-3-hydroxypiperidin-1-yl)acetamide hydrochloride I-2 (160 mM, 1 equivalent) and DIEA (neat, 4 equivalents) were added and the reaction was shaken at 80 °C on. The reaction was then allowed to cool and then

concentrated under reduced pressure. Subsequent analysis and purification by HPLC gave H6-29 (48%).

The following compounds were made according to General Method J:

Table J:

H1	H6
<p>H1-13-2</p> <p><i>rel</i>-(1<i>R</i>,5<i>S</i>)-1-(6-(trifluoromethyl)pyridin-3-yl)-2-azabicyclo[3.1.0]hexane</p>	<p>H6-30</p> <p>2-((3<i>RS</i>,4<i>RS</i>)-4-(((5-fluoro-6-((1<i>S</i>*,5<i>R</i>*)-1-(6-(trifluoromethyl)pyridin-3-yl)-2-azabicyclo[3.1.0]hexan-2-yl)pyrimidin-4-yl)amino)methyl)-3-hydroxypiperidin-1-yl)acetamide</p>
<p>H1-14</p> <p>2-(6-(trifluoromethyl)pyridin-3-yl)-3-azabicyclo[3.1.0]hexane</p>	<p>H6-31</p> <p><i>rac</i>-2-((3<i>R</i>,4<i>R</i>)-4-(((5-fluoro-6-(2-(6-(trifluoromethyl)pyridin-3-yl)-3-azabicyclo[3.1.0]hexan-3-yl)pyrimidin-4-yl)amino)methyl)-3-hydroxypiperidin-1-yl)acetamide</p>
<p>H1-12</p>	<p>H6-32</p> <p><i>rac</i>-2-((3<i>R</i>,4<i>R</i>)-4-(((5-fluoro-6-(2-(4-(trifluoromethyl)phenyl)azetidin-1-yl)pyrimidin-4-yl)amino)methyl)-3-hydroxypiperidin-1-yl)acetamide</p>

Synthesis of intermediates

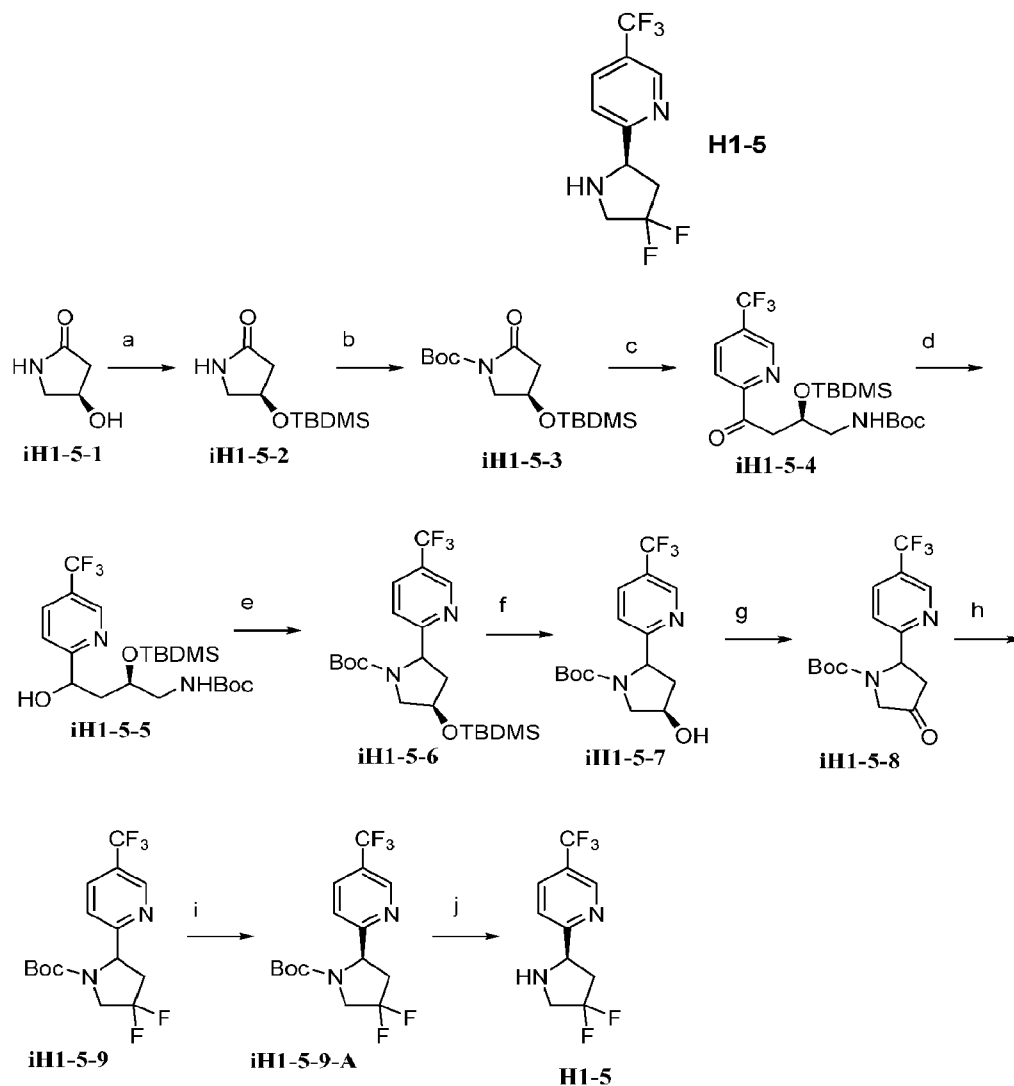
The H1 building blocks were synthesized in accordance with the general methods described in WO2016020295 or as outlined below.

H1 and H3 building blocks were commercially available unless stated below.

5 Finally, "T" intermediates were synthesized from the corresponding commercial building block as described below.

Synthesis of (*R*)-2-(4,4-difluoropyrrolidin-2-yl)-5-(trifluoromethyl)pyridine, H1-

5



10

a) TBDMSCl, imidazole, DMF. b) Boc₂O, DMAP, TEA, CH₃CN. c) 2-bromo-5-(trifluoromethyl)pyridine, n-BuLi, Toluene. d) NaBH₄, MeOH. e) MsCl, TEA, THF. f) TBAF, THF. g) DMP, DCM. h) DAST, DCM. i) Chiralpak IG. j) TFA, DCM.

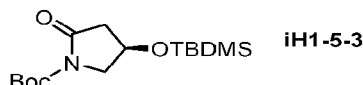
Synthesis of (*R*)-4-((*tert*-butyldimethylsilyl)oxy)pyrrolidin-2-one, iH1-5-2.



Imidazole (9.09 g, 134 mmol) and TBDMSCl were added to a mixture of (R)-4-hydroxypyrrolidin-2-one (9.0 g, 89.1 mmol) in DMF (50 mL) at 0 °C. The reaction mixture was then stirred at 25 °C for 3 hours and then water (200 mL) was added, the resulting precipitate was collected by filtration and dried *in vacuo* to give compound iH1-5-2 (15.5 g, 80.7%) as a white solid.

¹H-NMR (300 MHz, DMSO-*d*₆): δ 7.55 (d, *J* = 0.9 Hz, 1H), 4.51-4.48 (m, 1H), 3.50-3.46 (m, 1H), 3.01-2.98 (m, 1H), 2.47-2.42 (m, 1H), 1.95-1.89 (m, 1H), 0.85 (s, 9H), 0.11-0.05 (m, 6H).

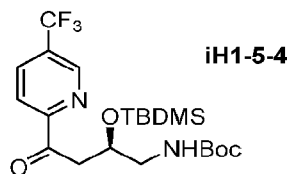
Synthesis of (*R*)-*tert*-butyl 4-((*tert*-butyldimethylsilyl)oxy)-2-oxopyrrolidine-1-carboxylate, iH1-5-3



TEA (7.49 mL, 53.7 mmol), DMAP (5.47 g, 44.8 mmol) and (Boc)₂O (12.5 mL, 53.7 mmol) were sequentially added to a solution of compound iH1-5-2 (9.64 g, 44.8 mmol) in CH₃CN (90 mL) 0 °C. The reaction mixture was stirred at rt on and then partitioned between EA and water. The separated organic layer was washed with sat NH₄Cl and brine, dried (Na₂SO₄), filtered and concentrated *in vacuo*. The residue was purified by Flash CC (Hex:EA=3:1) to afford compound iH1-5-3 (13.4 g, 95%) as a pale brown solid.

¹H-NMR (300 MHz, DMSO-*d*₆): δ 4.44-4.41 (m, 1H), 3.87-3.82 (m, 1H), 3.49-3.45 (m, 1H), 2.85-2.79 (m, 1H), 2.24-2.16 (m, 1H), 1.44-1.42 (m, 9H), 0.84 (s, 9H), 0.07 (s, 6H).

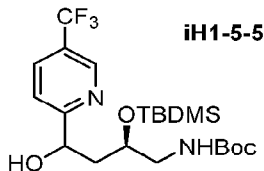
Synthesis of (*R*)-*tert*-butyl (2-((*tert*-butyldimethylsilyl)oxy)-4-oxo-4-(5-(trifluoromethyl)pyridin-2-yl)butyl)carbamate, iH1-5-4



Under a N₂ atmosphere n-BuLi (25.4 mL, 2.5 M, 63.5 mmol) was added dropwise to a solution of 2-bromo-5-(trifluoromethyl)pyridine (10.7 g, 47.61 mmol) in dry toluene (100 mL) at -70 °C. After stirring for 2 hours, iH1-5-3 (10 g, 31.7mmol), dissolved in dry toluene (30 mL), was added dropwise and the reaction mixture was then stirred for 2h at -70 °C. The reaction was warmed to rt and quenched with H₂O (300 mL). The mixture was extracted with

EA (3x200 mL), washed with brine (3x200 mL), dried (Na₂SO₄), filtered and concentrated *in vacuo* to yield crude iH1-5-4 (18 g, crude, >100%).

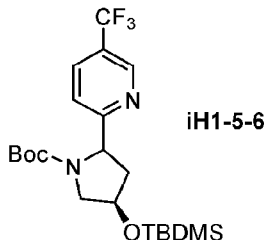
Synthesis of *tert*-butyl ((2*R*)-2-((*tert*-butyldimethylsilyl)oxy)-4-hydroxy-4-(5-(trifluoromethyl)pyridin-2-yl)butyl)carbamate, iH1-5-5



Crude iH1-5-4 (18 g, 39.0 mmol) was dissolved in MeOH (100 mL) cooled to 0 °C, thereafter NaBH₄ (2.4 g, 63.5 mmol) was added. After stirring at rt for 2 h, the mixture was quenched with H₂O (200 mL). The mixture was extracted with EA (3x100 mL) and the combined organic phase was washed with brine (200 mL x 2), dried (Na₂SO₄), filtered and concentrated *in vacuo*. The residue thereof was purified by Flash CC (EA:PE = 1:10 to 1:3) to give iH1-5-5 (4.3 g, 23.8%) as a yellow oil.

LCMS: MS Calcd.: 464; MS Found: 465 ([M+1]⁺).

Synthesis of (4*R*)-*tert*-butyl 4-((*tert*-butyldimethylsilyl)oxy)-2-(5-(trifluoromethyl)pyridin-2-yl)pyrrolidine-1-carboxylate, iH1-5-6

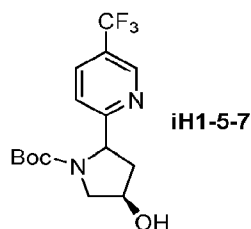


Under a N₂ atmosphere TEA (4.68 g, 46.3 mmol) and MsCl (2.64 g, 23.2 mmol) were added to a solution of iH1-5-5 (2.15 g, 4.63 mmol) in dry THF (30 mL) at 0 °C. The reaction was stirred at 80 °C for 2 days, cooled to rt and quenched with H₂O (200 mL). The mixture was extracted with EA (3x100 mL), and the combined organic phase was washed with brine (2x200 mL), dried (Na₂SO₄), filtered and concentrated *in vacuo*. The residue thereof was purified by Flash CC (EA:PE=1:10 to 1:3) to give iH1-5-6 (1.05 g, 51%) as a yellow oil.

LCMS: MS Calcd.: 446; MS Found: 447 ([M+1]⁺).

Synthesis of (4*R*)-*tert*-butyl 4-hydroxy-2-(5-(trifluoromethyl)pyridin-2-yl)pyrrolidine-1-carboxylate, iH1-5-7

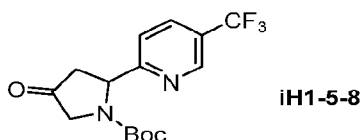
99



TBAF (7.9 g, 25.1 mmol) was added to a solution of compound iH1-5-6 (5.6 g, 12.6 mmol) in dry THF (30 mL). The reaction was stirred at rt for 2 h. Thereafter, the reaction was quenched by the addition of H₂O (200 mL) and the mixture was extracted with EA (3x100 mL). The combined organic layer was washed with brine (2x100 mL), dried (Na₂SO₄), filtered and concentrated *in vacuo*. The residue thereof was purified by Flash CC (EA:PE=1:3 to 4:5) to give iH1-5-7 (2.73 g, 65.5%) as a yellow solid.

LCMS: MS Calcd.: 332; MS Found: 333 ([M+1]⁺).

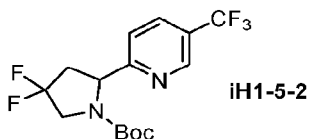
Synthesis of *tert*-butyl 4-oxo-2-(5-(trifluoromethyl)pyridin-2-yl)pyrrolidine-1-carboxylate, iH1-5-8



DMP (20.8 g, 49.1 mmol) was added to a solution of compound iH1-5-7 (3.26 g, 9.82 mmol) in DCM (40 mL) at 0 °C. The reaction was stirred at rt for 12 hours and then H₂O (200 mL) was added. The mixture was extracted with EA (3x100 mL). The combined organic phase was washed with aqueous NaHSO₃, brine (2x100 mL), dried (Na₂SO₄) and concentrated *in vacuo*. The residue was purified by Flash CC (EA:PE=1:10 to 1:3) to give iH1-5-8 (2.1 g, 64.8%) as a yellow oil.

LCMS: MS Calcd.: 330.1; MS Found: 331.3 ([M+1]⁺).

Synthesis of *tert*-butyl 4,4-difluoro-2-(5-(trifluoromethyl)pyridin-2-yl)pyrrolidine-1-carboxylate, iH1-5-9, and chiral separation into iH1-5-9-1 and iH1-5-9-2.



Under a N₂ atmosphere DAST was added to a solution of iH1-5-8 (2.1 g, 6.36 mmol) in dry DCM (30 mL) -70 °C. The reaction was allowed to slowly reach rt and then stirred at rt for 12 h. The mixture was quenched with sat NaHCO₃, and the mixture was extracted with EA (3x100 mL). The organic phase was washed with brine (2x100 mL), dried (Na₂SO₄), filtered

and concentrated *in vacuo*. The residue that was purified by Flash CC (EA:PE=1:10 to 1:3) to give compound iH1-5-9 (1.5 g, 67%) as a yellow oil.

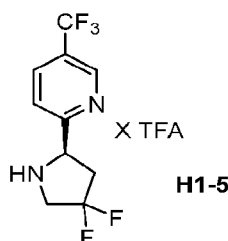
LCMS: MS Calcd.: 352; MS Found: 353 ($[M+1]^+$).

Thereafter iH1-5-9 was separated into the enantiomers using chiral chromatography
5 (Chiralpak IG, Hex:EtOH=90:10) yielding:

iH1-5-9-1, 470 mg (1st eluting isomer)

iH1-5-9-2, 960 mg (2nd eluting isomer)

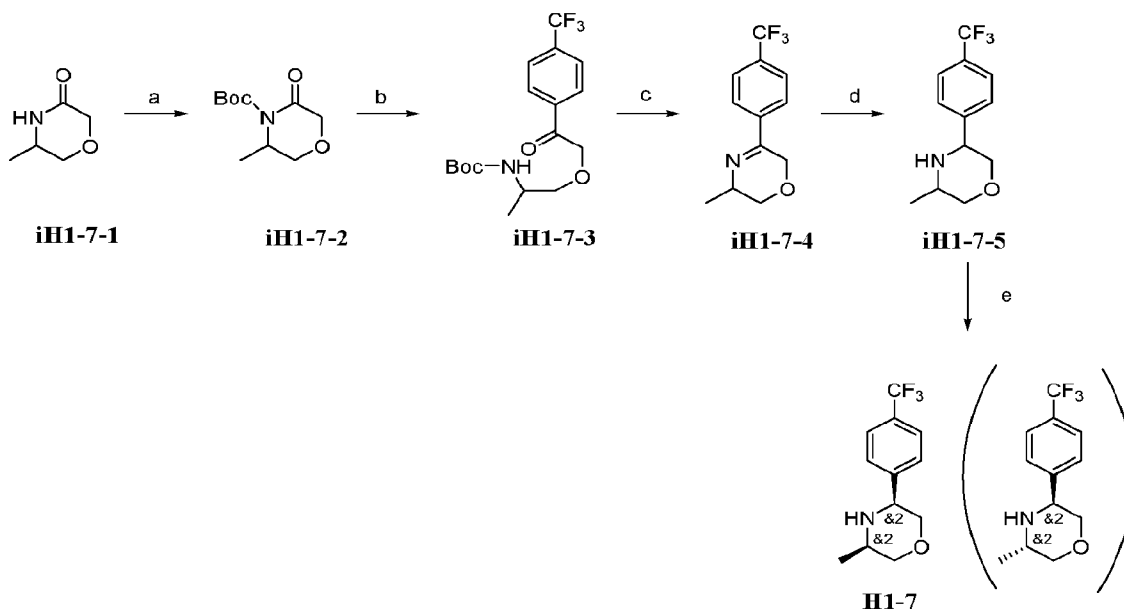
Synthesis of (*R*)-2-(4,4-difluoropyrrolidin-2-yl)-5-(trifluoromethyl) trifluoroacetate,
10 H1-5



TFA(5 mL) was added to a solution of iH1-5-9-1 (470 mg, 1.33 mmol) in DCM (10 mL). After stirring at rt for 2 h, the mixture was concentrated *in vacuo* to give crude H1-5 (790 mg, >100%).

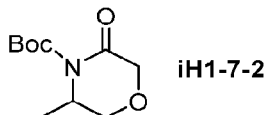
15 LCMS: MS Calcd.: 252; MS Found: 253 ($[M+1]^+$).

Synthesis of *rac*-(3*R*,5*S*)-3-methyl-5-(4-(trifluoromethyl)phenyl)morpholine, H1-7.



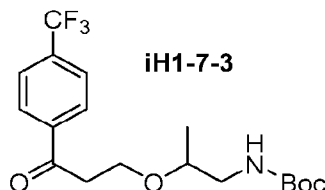
a) Boc_2O , DMAP, imidazole, THF. b) $n\text{-BuLi}$, 1-bromo-4-(trifluoromethyl)benzene, THF. c) TFA, DCM. d) NaBH_4 , MeOH. e) Chiralcel OD-H.

Synthesis of *tert*-butyl 3-methyl-5-oxomorpholine-4-carboxylate, iH1-7-2.



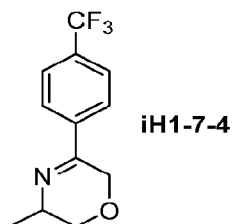
Under N_2 atmosphere, a round bottom flask was loaded with 6-methylpiperidin-2-one (10 g, 86.4 mmol), dry THF (50 mL), di-*tert*-butyl carbonate (26.5 g, 120 mmol), and DMAP (1.1 g, 8.2 mmol) and the contents were stirred on. Imidazole (5.9 g, 86.9 mmol) was added at the mixture was stirred for another 30 min before the addition of of EA (60 mL). The mixture was washed with aq HCl (15 mL, 1%), aq at NaHCO_3 (20 mL) and the organic phase was dried (Na_2SO_4), filtered and concentrated *in vacuo*. The residue was purified by Flash CC (EA:PE=1:10) to give iH1-7-2 (8 g, 37 mmol) as an oil.

Synthesis of *tert*-butyl (1-(2-oxo-2-(4-(trifluoromethyl)phenyl)ethoxy)propan-2-yl)carbamate, iH1-7-3



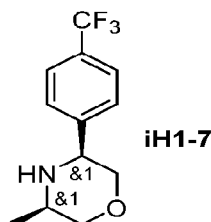
Under a N_2 atmosphere $n\text{-BuLi}$ (25 mL, 2.5 M) was added to a solution of 1-bromo-4-(trifluoromethyl)benzene (3.5 g, 15.6 mmol) in dry THF (50 mL) at -78°C . After stirring at -60°C for 30 min iH1-7-2 (4.0 g, 18.7 mmol) was added. The reaction was stirred at -60°C for 1 h and the quenched with sat NH_4Cl and allowed to reach rt. The mixture was extracted with EA and the combined organic phase was washed with brine and dried (Na_2SO_4), filtered and concentrated *in vacuo*. The residue was purified by Flash CC (EA:PE=30:70) to yield iH1-7-3 (2.4 g, 6.4 mmol) as an oil.

Synthesis of 3-methyl-5-(4-(trifluoromethyl)phenyl)-3,6-dihydro-2H-1,4-oxazine, iH1-7-4



iH1-7-3 (2.4 g, 6.4 mmol) was added to a mixture of TFA/DCM (20 mL/10 mL) and stirred at rt for 2 h. Concentration *in vacuo* gave crude iH1-7-4 (4 g) as a yellow oil.

Synthesis of 3-methyl-5-(4-(trifluoromethyl)phenyl)morpholine, iH1-7-5, and isolation of *rac*-(3*R*,5*S*)-3-methyl-5-(4-(trifluoromethyl)phenyl)morpholine, H1-7, and separation into H1-7-1 and H1-7-2.



NaBH₄ (0.47g, 12.4 mmol) was added to a solution of crude iH-7-4 (1g) in MeOH (20 mL) at 0 °C. The reaction was then stirred at rt for 12 h and quenched by the addition of water and the resulting mixture was extracted with EA. The combined organic phase was washed with brine, dried (Na₂SO₄), filtered and concentrated *in vacuo*. The residue was purified by flash CC (PE:EA=3 to 30% EA) to obtain iH1-7-5 (200 mg, 0.82 mmol) as an oil.

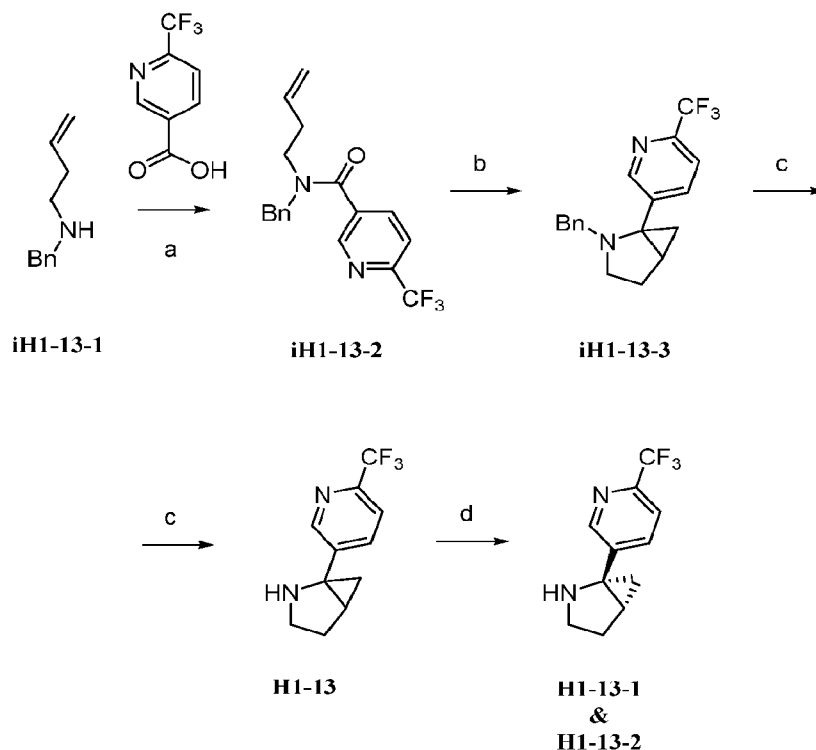
H1-7 was then purified (Chiralcel[®] OD-H, Hex:IPA=98:2) to yield:

H1-7-1 (80 mg, 1st eluting isomer).

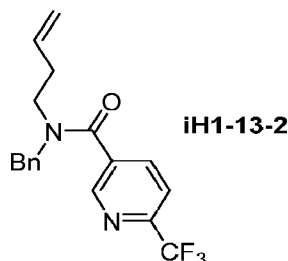
H1-7-2 (80 mg, 2nd eluting isomer).

H1-6-1 and H1-6-2 were synthesized as outlined for H1-7-1 and H1-7-2, but using 1-bromo-3-(trifluoromethyl)benzene instead of 1-bromo-4-(trifluoromethyl)benzene.

Synthesis of 1-(6-(trifluoromethyl)pyridin-3-yl)-2-azabicyclo[3.1.0]hexane, H1-13 and isolation of the stereo isomer H1-13-2.



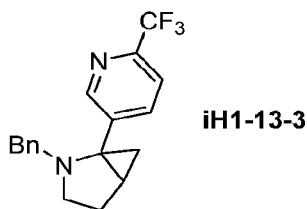
Synthesis of *N*-benzyl-*N*-(but-3-en-1-yl)-6-(trifluoromethyl)nicotinamide, iH1-13-2.



Under a N₂ atmosphere, TEA followed by HATU, were added to a solution of 1, *N*-benzylbut-3-en-1-amine (12 g, 75 mmol), and 2, 6-(trifluoromethyl)nicotinic acid (14.3 g, 75 mmol) in dry DMF. The reaction was then stirred on at rt, quenched with H₂O and the mixture was then extracted with EA. The combined organic phase was washed with H₂O, brine and thereafter concentrated. The resulting residue was purified by Flash CC (EA:PE=1:3) to yield iH1-13-2 (12 g, 36 mmol).

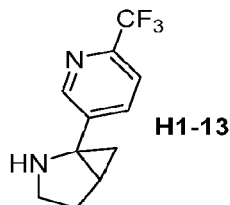
Synthesis of 2-benzyl-1-(6-(trifluoromethyl)pyridin-3-yl)-2-azabicyclo[3.1.0]hexane, iH1-13-3

104



Ti(OiPr)₄ was added to an ice cooled solution of iH1-13-2 (12 g, 36 mmol) in dry THF. Thereafter, a solution of cyclopentylmagnesium chloride (100 mL, 2M) was slowly added in order to maintain the reaction temperature below 10 °C. The reaction was then stirred at rt on and quenched with aq NH₄Cl (sat). The mixture was filtered, and the filtrate was extracted with EA. The EA phase was washed with H₂O and brine and then concentrated. The residue was purified by Flash CC (EA:PE=1:15) to give iH1-13-3 (3.8 g, 12 mmol).

Synthesis of 1-(6-(trifluoromethyl)pyridin-3-yl)-2-azabicyclo[3.1.0]hexane, H1-13 and isolation of H1-13-2.



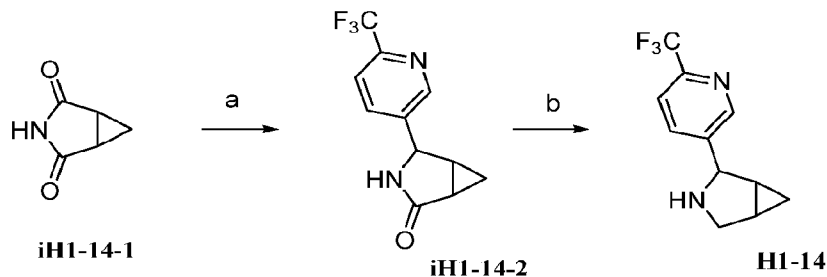
At rt ACE-Cl (1-chloroethyl chloroformate) was added to a solution of iH1-13-3 (3.2 g, 10 mmol) in DCE (50 mL) and the solution was heated to reflux for 19 h. The DCE was then removed and MeOH (50 mL) was added and the reaction was refluxed for 3 h. The reaction was concentrated, and the residue was purified by Prep HPLC. to yield H1-13 (500 mg, 2.2 mmol).

After purification of iH1-13(CHIRALPAK IC, Hex:EtOH=90:10) two stereoisomers were obtained.

H1-13-1 1st eluting peak (100 mg)

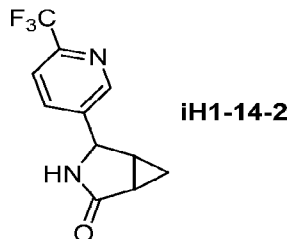
H1-13-2 2nd eluting peak (100 mg)

Synthesis of 2-(6-(trifluoromethyl)pyridin-3-yl)-3-azabicyclo[3.1.0]hexane, H1-14.



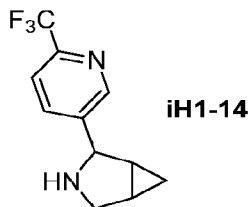
a) $i\text{PrMgCl}$, 5-bromo-2-(trifluoromethyl)pyridine, NaBH_3CN , THF. b) $\text{BH}_3\cdot\text{THF}$, THF.

Synthesis of 4-(6-(trifluoromethyl)pyridin-3-yl)-3-azabicyclo[3.1.0]hexan-2-one, iH1-14-2



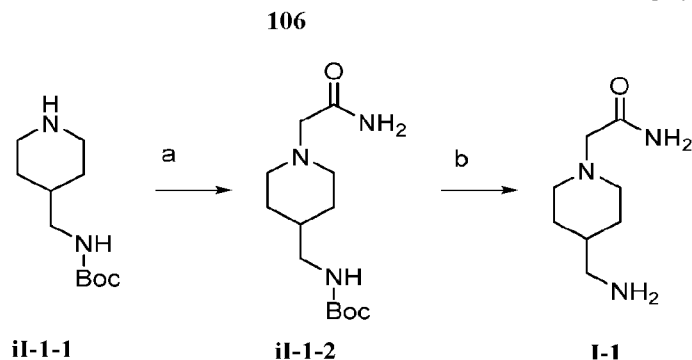
Under an inert atmosphere a solution of $i\text{PrMgCl}$ (45 mL, 2M) was added to a 0 °C solution of 5-bromo-2-(trifluoromethyl)pyridine (19 g, 80 mmol) in dry THF (100 mL) and stirred for 4 h. Thereafter the Grignard reagent in solution was cooled to -78 °C and then a solution of 3-azabicyclo[3.1.0]hexane-2,4-dione (4.6 g, 40 mmol) in dry THF was added. The reaction was allowed to reach rt and stirred at ambient temp for 8 h. Thereafter NaBH_3CN (2.5g, 40 mmol) followed by HCl (13 mL, 0.16 mol) were added and the reaction was stirred for another 4h. The resulting mixture was extracted with DCM. The DCM phase was washed with brine, dried (Na_2SO_4), filtered and concentrated *in vacuo*. The residue was purified by Flash CC (PE:EA=1:1) to give iH1-14-2 (5 g, 20.6 mmol) as a yellow solid.

Synthesis of 2-(6-(trifluoromethyl)pyridin-3-yl)-3-azabicyclo[3.1.0]hexane, H1-14.



BH_3 in THF was added to a solution of iH1-14-2 (1g, 4.1 mmol) in dry THF (10 mL) and the reaction was stirred on and the quenched with aq HCl (2M, 50 mL) and the mixture was stirred for another 1h. The pH was the adjusted to ca 9 with NaHCO_3 and extracted with DCM. The DCM phase was washed with brine and concentrated *in vacuo*. The residue was then purified by Prep HPLC to yield H1-14 (100 mg, 0.43 mmol) as a white solid.

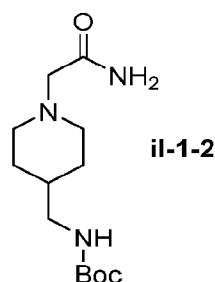
Synthesis of 2-(4-(aminomethyl)piperidin-1-yl)acetamide hydrochloride, I-1.



a) DIEA, methyl 2-bromopropanoate, DCM. b) HCl, dioxane.

Synthesis of *tert*-butyl ((1-(2-amino-2-oxoethyl)piperidin-4-yl)methyl)carbamate, ii-

1-2



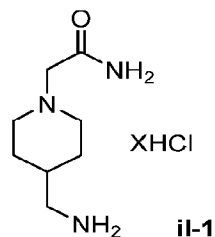
5

2-Bromoacetamide (724 mg, 5.3 mmol) was added dropwise to an ice-water cooled solution of *tert*-butyl (piperidin-4-ylmethyl)carbamate ii-1-1 (1.1 g, 5 mmol) in a mixture of DCM (40 mL) and DIEA (5.2 mL). The ice-water bath was removed, and the reaction was allowed to stir at rt for 3h. Thereafter, the reaction was concentrated *in vacuo*, and the residue was purified by Flash CC (MeOH:DCM). After concentration under reduced pressure the crude was mixed with sat aq NaHCO₃. The mixture was extracted with four times with EA. The combined organic phase was washed once with sat aq NaHCO₃, dried (Na₂SO₄), filtered and concentrated *in vacuo* to yield ii-1-2 (1.0 g, 3.9 mmol).

LCMS: MS Calcd.: 171; MS Found: 172 ([M+1]⁺).

¹H NMR (300 MHz, Methanol-*d*₄) δ 3.02 – 2.87 (m, 6H), 2.13 (td, *J* = 11.5, 2.4 Hz, 2H), 1.75 – 1.65 (m, 2H), 1.45 (s, 9H), 1.41 (s, 1H), 1.30 (qd, *J* = 12.0, 3.8 Hz, 2H).

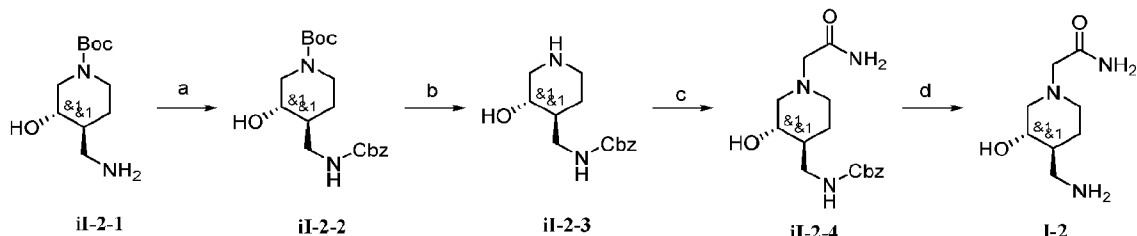
2-(4-(Aminomethyl)piperidin-1-yl)acetamide hydrochloride, I-1



Compound **iI-1-2** (1.0 g, 3.9 mmol) was added to HCl in dioxane (4M, 4 mL). The reaction was stirred at rt for 2 h at rt, then concentrated under reduced pressure and thereafter dried under high vacuum (< 1 mmHg). This gave crude **I-1** (960 mg, 3.9 mmol) that was used without further purification.

5 LCMS: MS Calcd.: 171; MS Found: 172 ($[M+1]^+$).

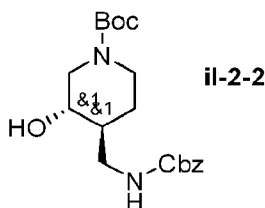
Synthesis of *rac*-2-((3*R*,4*R*)-4-(aminomethyl)-3-hydroxypiperidin-1-yl)acetamide hydrochloride, **I-2**.



a) CbzCl, NaHCO₃. b) TFA, DCM. c) DMF, 2-bromoacetamide, K₂CO₃. d) Pd/C, H₂,

10 HCl.

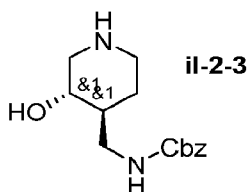
Synthesis of *rac*-*tert*-Butyl (3*R*,4*R*)-4-(((benzyloxy)carbonyl)amino)methyl)-3-hydroxypiperidine-1-carboxylate, **iI-2-2**



NaHCO₃ (3.4 g, 40.5 mmol) and Cbz-Cl (2.7 g, 16.2 mmol) were added to a solution of *rac*-*tert*-butyl (3*S*,4*S*)-4-(aminomethyl)-3-hydroxypiperidine-1-carboxylate **iI-2-1** (4.6 g, 13.5 mmol) in THF/H₂O (10 mL/3 mL). The reaction was then stirred at 35 °C for 16 h. H₂O (20 mL) was added in and the mixture was extracted with DCM (3 x 30 mL). The combined organic layers were dried (Na₂SO₄), filtered and concentrated *in vacuo* to afford **iI-2-2** as a colourless oil (3.8 g, yield 77%), which was used directly in next step without further purification.

LCMS: MS Calcd.: 364; MS Found: 365 ($[M+1]^+$).

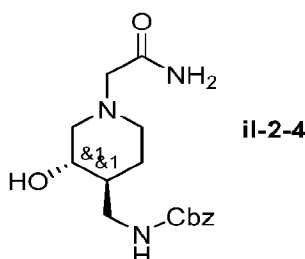
rac-Benzyl (((3*R*,4*R*)-3-hydroxypiperidin-4-yl)methyl)carbamate, **iI-2-3**



TFA (5 mL) was added to a solution of iI-2-2 (3.8 g, 10.7 mmol) in DCM (10 mL) and the reaction was stirred at rt for 5 h. The mixture was concentrated *in vacuo* to yield iI-2-3 as a brown oil (3.2 g), which was used directly in next step without further purification.

LCMS: MS Calcd.: 264; MS Found: 265 ($[M+1]^+$).

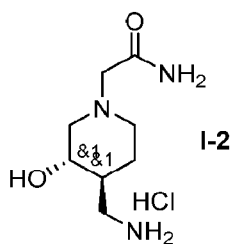
5 *rac*-Benzyl (((3*R*,4*R*)-1-(2-amino-2-oxoethyl)-3-hydroxypiperidin-4-yl)methyl)carbamate, iI-2-4



K_2CO_3 (4.43 g, 32.1 mmol) and 2-bromoacetamide (1.77 g, 12.8 mmol) were added to a solution of crude iI-2-3 (3.21 g, 10.7 mmol) in DMF (10 mL) and the reaction was stirred at 35 °C for 16 h. Then H_2O (120 mL) was added and the mixture was extracted with EA (3 x 30 mL). The combined organic layers were dried (Na_2SO_4), filtered and concentrated. The residue was purified by HPLC to afford trans iI-2-4 as a white solid (500 mg, 1.6 mmol).

LCMS: MS Calcd.: 321; MS Found: 322 ($[M+1]^+$).

15 *rac*-2-(((3*R*,4*R*)-4-(Aminomethyl)-3-hydroxypiperidin-1-yl)acetamide hydrochloride, I-2



Pd/C (10%, 100 mg) was added to a solution of iI-2-4 (500 g, 1.56 mmol) in MeOH (30 mL) and the reaction was stirred at 35 °C for 3 h under a H_2 atmosphere (50 psi). The mixture was filtered and concentrated under reduced pressure to afford crude I-2 as a white solid (300 mg). Thereafter, the solid was stirred in HCl/1,4-dioxane (4 M) to afford a white solid as the hydrogen chloride salt (54 mg, yield 15%).

1H -NMR (400 MHz, CD_3OD): δ 3.85 (s, 2H), δ 3.70-3.76 (m, 1H), δ 3.38-3.49 (m, 2H), δ 3.08-3.13 (m, 1H), δ 2.96-3.13 (m, 1H), δ 2.86-2.91 (m, 1H), δ 2.77-2.83 (m, 1H), δ 1.95-1.99 (m, 1H), δ 1.81-1.82 (m, 1H), δ 1.51-1.62 (m, 1H).

25 MS Calcd.: 187; MS Found: 188 ($[M+1]^+$).

Analytical data.

Ex. No.	Chiral separation	¹ H-NMR	m/z (M+H) ⁺
H6-1		(300 MHz, DMSO- <i>d</i> ₆) δ 8.99 – 8.88 (m, 1H), 8.17 (ddd, <i>J</i> = 8.3, 2.4, 0.8 Hz, 1H), 7.80 (d, <i>J</i> = 1.8 Hz, 1H), 7.57 (d, <i>J</i> = 8.3 Hz, 1H), 7.08 (d, <i>J</i> = 761.0 Hz, 2H), 6.95 (d, <i>J</i> = 3.2 Hz, 1H), 5.47 (s, 1H), 4.55 (d, <i>J</i> = 11.2 Hz, 1H), 4.17 – 4.04 (m, 1H), 3.99 – 3.76 (m, 2H), 3.71 – 3.43 (m, 2H), 3.16 (d, <i>J</i> = 5.2 Hz, 3H), 2.92 (q, <i>J</i> = 6.9 Hz, 1H), 2.71 (t, <i>J</i> = 10.8 Hz, 2H), 2.19 – 1.90 (m, 2H), 1.71 – 1.43 (m, 3H), 1.15 (q, <i>J</i> = 11.9, 11.4 Hz, 2H), 1.03 (d, <i>J</i> = 6.9 Hz, 3H).	512
H6-2		(300 MHz, DMSO- <i>d</i> ₆) δ 8.95 (s, 1H), 8.22 – 8.13 (m, 1H), 7.81 (d, <i>J</i> = 1.8 Hz, 1H), 7.58 (d, <i>J</i> = 8.4 Hz, 1H), 7.19 – 7.00 (m, 3H), 5.48 (s, 1H), 4.55 (d, <i>J</i> = 11.5 Hz, 1H), 4.13 (d, <i>J</i> = 12.8 Hz, 1H), 3.93 (dd, <i>J</i> = 11.7, 3.7 Hz, 1H), 3.88 – 3.79 (m, 1H), 3.74 – 3.45 (m, 2H), 3.27 – 3.11 (m, 2H), 2.85 – 2.70 (m, 4H), 2.02 – 1.87 (m, 2H), 1.67 – 1.45 (m, 3H), 1.31 – 1.09 (m, 2H).	498
H6-3		(300 MHz, DMSO- <i>d</i> ₆) δ 8.98 – 8.92 (m, 1H), 8.18 (ddd, <i>J</i> = 8.3, 2.4, 0.8 Hz, 1H), 7.80 (d, <i>J</i> = 1.9 Hz, 1H), 7.58 (d, <i>J</i> = 8.3 Hz, 1H), 7.14 – 7.01 (m, 2H), 6.90 (d, <i>J</i> = 3.6 Hz, 1H), 5.47 (s, 1H), 4.55 (d, <i>J</i> = 11.6 Hz, 1H), 4.20 – 4.04 (m, 1H), 3.93 (dd, <i>J</i> = 11.7, 3.8 Hz, 1H), 3.89 – 3.79 (m, 1H), 3.70 – 3.44 (m, 2H), 3.25 – 3.10 (m, 2H), 2.76 – 2.65 (m, 2H), 1.98 (t, <i>J</i> = 10.9 Hz, 2H), 1.71 – 1.58 (m, 2H), 1.58 – 1.43 (m, 1H), 1.28 – 1.09 (m, 2H), 1.03 (s, 6H).	526
H6-4		(300 MHz, DMSO- <i>d</i> ₆) δ 7.86 (d, <i>J</i> = 1.7 Hz, 1H), 7.75 – 7.67 (m, 2H), 7.59 (d, <i>J</i> = 8.2 Hz, 2H), 7.24 – 7.12 (m, 2H), 7.08 (s, 1H), 5.45 (s, 1H), 4.30 (dd, <i>J</i> = 12.1, 2.3 Hz, 1H), 4.05 – 3.79 (m, 3H), 3.74 – 3.46 (m, 4H), 2.84 (s, 2H), 2.69 – 2.54 (m, 2H), 2.33 – 2.18 (m, 2H), 1.88 – 1.61 (m, 4H).	515
H6-5		(300 MHz, CD ₃ OD) δ 7.83 (d, <i>J</i> = 1.6 Hz, 1H), 7.61 (s, 4H), 5.43 (t, <i>J</i> = 3.4 Hz, 1H), 4.29 (dd, <i>J</i> = 12.1, 2.9 Hz, 1H), 4.00 (dd, <i>J</i> = 12.1, 3.6 Hz, 1H), 3.96 – 3.85 (m, 2H), 3.84 – 3.71 (m, 1H), 3.48 – 3.35 (m, 1H), 3.30 – 3.26 (m, 2H), 2.97 (s, 2H), 2.94 – 2.83 (m, 2H), 2.11 (td, <i>J</i> = 11.7, 2.4 Hz, 2H), 1.81 – 1.68 (m, 2H), 1.68 – 1.54 (m, 1H), 1.40 – 1.24 (m, 2H).	497

H6-6		¹ H NMR (300 MHz, DMSO- <i>d</i> ₆) δ 7.87 (d, <i>J</i> = 1.7 Hz, 1H), 7.54 – 7.46 (m, 2H), 7.38 – 7.29 (m, 2H), 7.27 – 7.00 (m, 3H), 5.41 (s, 1H), 4.28 (dd, <i>J</i> = 12.1, 2.2 Hz, 1H), 4.04 – 3.79 (m, 3H), 3.72 – 3.49 (m, 4H), 3.30 – 3.22 (m, 1H), 2.84 (s, 2H), 2.68 – 2.56 (m, 2H), 2.31 – 2.15 (m, 2H), 1.91 – 1.59 (m, 4H).	531
H6-7		(300 MHz, DMSO- <i>d</i> ₆) δ 7.85 (d, <i>J</i> = 1.7 Hz, 1H), 7.71 (d, <i>J</i> = 8.3 Hz, 2H), 7.59 (d, <i>J</i> = 8.2 Hz, 2H), 7.22 – 7.03 (m, 2H), 7.03 – 6.91 (m, 1H), 5.43 (s, 1H), 4.96 (d, <i>J</i> = 5.2 Hz, 1H), 4.28 (dd, <i>J</i> = 12.1, 2.4 Hz, 1H), 4.03 – 3.81 (m, 3H), 3.66 (td, <i>J</i> = 11.0, 2.9 Hz, 1H), 3.59 – 3.46 (m, 1H), 3.26 (s, 1H), 3.17 (d, <i>J</i> = 5.2 Hz, 1H), 2.90 – 2.77 (m, 3H), 2.74 – 2.61 (m, 1H), 2.00 – 1.74 (m, 2H), 1.70 – 1.55 (m, 1H), 1.48 – 1.32 (m, 1H), 1.32 – 1.14 (m, 1H).	513
H6-7-1	IG (Hex:EtOH=70:30)	(400 MHz, DMSO- <i>d</i> ₆): δ 7.85 (s, 1H), 7.72-7.70 (d, <i>J</i> = 8.4 Hz, 2H), 7.60-7.58 (d, <i>J</i> = 8.0 Hz, 2H), 7.14 (s, 1H), 7.08 (s, 1H), 6.99 (s, 1H), 5.43 (s, 1H), 4.97 (d, <i>J</i> = 5.2 Hz, 1H), 4.30-4.27 (d, <i>J</i> = 12 Hz, 1H), 3.97-3.84 (m, 3H), 3.69-3.64 (m, 1H), 3.56-3.51 (m, 1H), 3.36-3.35 (m, 1H), 3.31-3.28 (m, 2H), 2.86-2.81 (m, 3H), 2.70-2.69 (d, <i>J</i> = 10.8 Hz, 1H), 1.92-1.89 (m, 1H), 1.85-1.80 (m, 1H), 1.64-1.61 (m, 1H), 1.40-1.39 (m, 1H), 1.27-1.24 (m, 1H);	513
H6-7-2	IG (Hex:EtOH=70:30)	(400 MHz, DMSO- <i>d</i> ₆): δ 7.86 (s, 1H), 7.72-7.70 (d, <i>J</i> = 8.0 Hz, 2H), 7.60-7.58 (d, <i>J</i> = 8.0 Hz, 2H), 7.15 (s, 1H), 7.09 (s, 1H), 6.99 (s, 1H), 5.44 (s, 1H), 4.97 (d, <i>J</i> = 5.2 Hz, 1H), 4.28 (d, <i>J</i> = 11.6 Hz, 1H), 3.98-3.84 (m, 3H), 3.69-3.64 (m, 1H), 3.54-3.50 (m, 1H), 3.35-3.34 (m, 1H), 3.30-3.29 (m, 2H), 2.86-2.70 (m, 3H), 2.70-2.68 (d, <i>J</i> = 10.8 Hz, 1H), 1.95-1.81 (m, 2H), 1.64-1.62 (m, 1H), 1.39 (m, 1H), 1.26-1.23 (m, 1H);	513
H6-08		(300 MHz CDCl ₃) δ 8.88 (s, 1H), 7.87-7.96 (m, 3H), 7.42-7.45 (m, 1H), 5.57-5.59 (m, 1H), 5.39-5.41 (m, 1H), 5.03-5.07 (m, 1H), 4.78-4.83 (m, 1H), 3.91-4.02 (m, 2H), 3.57-3.79 (m, 4H), 3.43 (s, 2H), 3.04-3.06 (m, 2H), 2.51-2.56 (m, 3H).	516
H6-09-1	IC (Hex:EtOH=60:40)	(400 MHz, CD ₃ OD): δ 7.85 (d, <i>J</i> = 1.6 Hz, 1H), 7.61 (s, 4H), 5.42 (s, 1H), 4.31-4.27 (m, 1H), 4.02-3.98 (m, 1H), 3.92-3.89 (m, 2 H), 3.81-3.75 (m, 2 H), 3.09-3.05 (m, 3 H), 2.91-2.88 (533

		m, 1 H), 2.55-2.48 (m, 1 H), 2.33-2.15 (m, 2 H), 1.86-1.83 (m, 1 H), 1.66-1.59 (m, 1 H)	
H6-09-2	IC (Hex:EtOH=60:40)	(400 MHz, CD ₃ OD): δ 7.85 (d, J = 1.6 Hz, 1 H), 7.61 (s, 4 H), 5.42 (s, 1 H), 4.31-4.27 (m, 1 H), 4.02-3.98 (m, 1 H), 3.92-3.89 (m, 2 H), 3.81-3.75 (m, 2 H), 3.09-3.05 (m, 3 H), 2.91-2.88 (m, 1 H), 2.55-2.48 (m, 1 H), 2.33-2.15 (m, 2 H), 1.86-1.83 (m, 1 H), 1.66-1.59 (m, 1 H)	533
H6-10-1	ID (Hex:EtOH=70:30)	(400 MHz, DMSO- d_6): δ 7.86 (s, 1H), 7.71 (d, J = 8.4 Hz, 2H), 7.60-7.58 (d, J = 8.0 Hz, 2H), 7.18 (s, 1H), 7.09 (s, 2H), 5.44 (s, 1H), 4.30-4.29 (m, 1H), 4.26 (d, J = 1.6 Hz, 1H), 3.97-3.84 (m, 3H), 3.69-3.62 (m, 2H), 3.29-3.26 (m, 2H), 3.07-3.04 (m, 1H), 2.88 (s, 2H), 2.69-2.65 (m, 1H), 2.13-2.11 (m, 1H), 2.01 (s, 1H), 1.75-1.75 (m, 2H), 1.29-1.24 (m, 1H)	515
H6-10-2	ID (Hex:EtOH=70:30)	(400 MHz, DMSO- d_6): δ 7.86 (s, 1H), 7.72-7.70 (d, J = 8.4 Hz, 2H), 7.60-7.58 (d, J = 8.4 Hz, 2H), 7.17 (s, 1H), 7.10 (s, 2H), 5.43 (s, 1H), 4.50-4.36 (m, 1H), 4.38-4.26 (m, 1H), 3.98-3.84 (m, 3H), 3.69-3.63 (m, 2H), 3.30-3.25 (m, 2H), 3.07-3.04 (m, 1H), 2.90 (s, 2H), 2.69-2.67 (m, 1H), 2.12-2.04 (m, 1H), 2.01-1.98 (m, 1H), 1.75-1.70 (m, 2H), 1.28-1.26 (m, 1H)	515
H6-11-1	IG (Hex:EtOH=40:60)	(300 MHz, CD ₃ OD): δ 8.87 (s, 1H), 8.05-8.08 (m, 1H), 7.84 (s, 1H), 7.58 (d, J = 4.0 Hz, 1H), 5.50-5.51 (m, 1H), 4.63-4.68 (m, 1H), 4.14-4.16 (m, 1H), 4.09-4.11 (m, 1H), 3.88-3.93 (m, 1H), 3.73-3.82 (m, 2H), 3.56-3.65 (m, 1H), 3.43-3.52 (m, 1H), 3.03-3.13 (m, 3H), 2.88-2.95 (m, 1H), 2.44-2.58 (m, 1H), 2.16-2.36 (m, 2H), 1.82-1.90 (m, 1H), 1.58-1.68 (m, 1H).	534
H6-11-2	IG (Hex:EtOH=40:60)	(300 MHz, CD ₃ OD) δ 8.86 (s, 1H), 8.06-8.08 (m, 1H), 7.84 (s, 1H), 7.57 (d, J = 4.0 Hz, 1H), 5.50-5.51 (m, 1H), 4.64-4.68 (m, 1H), 4.14-4.16 (m, 1H), 4.09-4.11 (m, 1H), 3.88-3.93 (m, 1H), 3.73-3.82 (m, 2H), 3.56-3.65 (m, 1H), 3.43-3.52 (m, 1H), 3.03-3.13 (m, 3H), 2.88-2.95 (m, 1H), 2.44-2.58 (m, 1H), 2.16-2.36 (m, 2H), 1.82-1.90 (m, 1H), 1.59-1.68 (m, 1H).	534
H6-12-1	IG (Hex:EtOH:DEA=40:60:0.3)	(DMSO- d_6 , 400 MHz): δ 8.96 (s, 1H), 8.19-8.17 (d, J = 8.0 Hz, 1H), 7.84 (s, 1H), 7.60-7.58 (d, J = 8.4 Hz, 1H), 7.16 (s, 2H), 7.03 (s, 1H), 5.49 (s, 1H), 4.78-4.65 (d, J = 48.4 Hz, 1H), 4.58-4.55 (d, J = 11.6 Hz, 1H), 4.15-4.12 (d, J = 12.8 Hz, 1H), 3.94-3.92 (m, 1H), 3.86-3.83	516

		(d, $J = 10.4$ Hz, 1H), 3.67-3.61 (m, 1H), 3.56-3.51 (m, 1H), 3.41-3.40 (m, 1H), 3.30-3.24 (m, 1H), 3.07-3.02 (m, 1H), 2.88-2.81 (m, 3H), 2.34-2.11 (m, 2H), 1.88-1.79 (m, 1H), 1.55-1.50 (m, 2H)	
H6-12-2	IG (Hex:EtOH:DEA=40:60:0.3)	(DMSO- d_6 , 400 MHz): δ 8.954(s, 1H), 8.170-8.196(m, 1H), 7.829-7.833(d, $J=1.6$, 1H), 7.576-7.597(d, $J = 8.4$, 1H), 7.152(s, 2H), 7.020(s, 1H), 5.482(s, 1H), 4.652-4.773(d, $J = 48.4$, 1H), 4.540-4.569(d, $J=11.6$, 1H), 4.118-4.149(d, $J=12.4$, 1H), 3.911-3.950(m, 1H), 3.823-3.851(d, $J=11.2$, 1H), 3.601-3.662(m, 1H), 3.523-3.584(m, 1H), 3.487-3.495(m, 1H), 3.355-3.373(m, 1H), 3.245-3.293(m, 1H), 3.015-3.075(m, 1H), 2.808-2.872(m, 3H), 2.104-2.333(m, 2H), 1.742-1.775(m, 1H), 1.491-1.542(m, 2H)	516
H6-13-1	IG (Hex:EtOH:DEA=40:60:0.3)	(DMSO- d_6 , 400 MHz): δ 8.95 (s, 1H), 8.20-8.18 (m, 1H), 7.82 (s, 1H), 7.60-7.58 (d, $J = 8.0$ Hz, 1H), 7.19-7.08 (m, 3H), 5.49 (s, 1H), 4.57-4.54 (d, $J = 12.0$ Hz, 1H), 4.50-4.37 (m, 1H), 4.15-4.12 (d, $J = 12.8$ Hz, 1H), 3.95-3.91 (m, 1H), 3.85-3.82 (d, $J = 10.8$ Hz, 1H), 3.66-3.61 (m, 2H), 3.55-3.50 (m, 1H), 3.29-3.24 (m, 1H), 3.06 (s, 1H), 2.90 (s, 2H), 2.69-2.67 (m, 1H), 2.13-2.09 (m, 1H), 2.04-1.99 (m, 1H), 1.78-1.74 (m, 2H), 1.29-1.23 (m, 1H)	516
H6-13-2	IG (Hex:EtOH:DEA=40:60:0.3)	(DMSO- d_6 , 400 MHz): δ 8.95 (s, 1H), 8.19-8.18 (d, $J = 7.2$ Hz, 1H), 7.82 (s, 1H), 7.60-7.58 (d, $J = 8.4$ Hz, 1H), 7.19-7.08 (m, 3H), 5.48 (s, 1H), 4.57-4.54 (d, $J = 11.2$ Hz, 1H), 4.52-4.47 (m, 1H), 4.16-4.12 (d, $J = 13.2$ Hz, 1H), 3.95-3.92 (m, 1H), 3.85-3.83 (d, $J = 10.8$ Hz, 1H), 3.67-3.61 (m, 2H), 3.55-3.49 (m, 1H), 3.28-3.21 (m, 1H), 3.06 (s, 1H), 2.90 (s, 2H), 2.69-2.67 (d, $J = 9.2$, 1H), 2.12-2.11 (m, 1H), 2.03-1.98 (m, 1H), 1.77-1.71 (m, 2H), 1.31-1.24 (m, 1H)	516
H6-14	ID (CO ₂ :iPrOH:DEA = 99:1:0.2% to 40:60:0.2%)	(400 MHz, DMSO- d_6) δ 1.41 (d, $J = 13.2$ Hz, 2H), 1.47 – 1.62 (m, 2H), 2.27 – 2.44 (m, 2H), 2.83 (bs, 2H), 2.97 – 3.21 (m, 3H), 4.26 (dq, $J = 55.1, 12.7, 11.9$ Hz, 4H), 4.54 (s, 2H), 5.63 (dd, $J = 8.6, 4.2$ Hz, 1H), 6.64 – 6.73 (m, 1H), 7.11 (d, $J = 27.3$ Hz, 2H), 7.50 (d, $J = 8.2$ Hz, 2H), 7.68 (d, $J = 8.2$ Hz, 2H), 7.77 (d, $J = 1.7$ Hz, 1H).	533
H6-15-1	IF (Hex:EtOH = 60:40)	(400 MHz, CDCl ₃): δ 7.88 (s, 1H), 7.57 (d, $J = 8.4$ Hz, 2H), 7.34 (d, $J = 8.0$ Hz, 2H), 6.95 (br s, 1H), 5.61-5.53 (m, 2H), 4.89 (br s, 1H),	553

		4.31-4.15 (m, 2H), 3.76-3.57 (m, 2H), 3.13-3.01 (m, 3H), 2.95-2.86 (m, 2H), 2.48-2.29 (m, 3H), 2.13-2.02 (m, 1H), 1.84-1.81 (m, 1H), 1.63-1.57 (m, 1H).	
H6-15-2	IF (Hex:EtOH = 60:40)	(400 MHz, CDCl ₃): δ 7.88 (s, 1H), 7.57 (d, J = 8.4 Hz, 2H), 7.34 (d, J = 8.4 Hz, 2H), 6.95 (br s, 1H), 5.61-5.58 (m, 1H), 5.50 (br s, 1H), 4.90 (br s, 1H), 4.31-4.16 (m, 2H), 3.76-3.64 (m, 2H), 3.14-3.01 (m, 3H), 2.93-2.88 (m, 2H), 2.48-2.29 (m, 3H), 2.13-2.02 (m, 1H), 1.85-1.81 (m, 1H), 1.66-1.58 (m, 1H).	553
H6-16-1	IC (CO ₂ :MeOH:DEA = 70:30:0.3)	(400 MHz, DMSO- <i>d</i> ₆): δ 7.78 (d, J = 2.0 Hz, 1H), 7.67 (d, J = 8.4 Hz, 2H), 7.49 (d, J = 8.4 Hz, 2H), 7.16 (s, 1H), 7.08-7.02 (m, 2H), 5.64-5.61 (m, 1H), 4.47-4.17 (m, 3H), 3.56-3.16 (m, 1H), 3.30-3.25 (m, 1H), 3.06-3.03 (m, 2H), 2.88 (s, 2H), 2.67-2.65 (m, 1H), 2.40-2.33 (m, 1H), 2.12-2.08 (m, 1H), 2.02-1.96 (m, 1H), 1.74-1.67 (m, 2H), 1.30-1.22 (m, 1H)	535
H6-16-2	IC (CO ₂ :MeOH:DEA = 70:30:0.3)	(400 MHz, DMSO- <i>d</i> ₆): δ 7.78 (d, J = 2.0 Hz, 1H), 7.67 (d, J = 8.4 Hz, 2H), 7.49 (d, J = 8.4 Hz, 2H), 7.16 (s, 1H), 7.08-7.04 (m, 2H), 5.64-5.61 (m, 1H), 4.35-4.17 (m, 3H), 3.67-3.63 (m, 1H), 3.22-3.18 (m, 1H), 3.05-3.04 (m, 2H), 2.88 (s, 2H), 2.68-2.64 (m, 1H), 2.41-2.34 (m, 1H), 2.13-2.08 (m, 1H), 2.01-1.96 (m, 1H), 1.72-1.68 (m, 2H), 1.28-1.24 (m, 1H)	535
H6-17		(400 MHz, CDCl ₃) δ 1.40 (m, 1H), 1.50 (m, 1H), 1.56 – 1.64 (m, 1H), 2.10 (td, J = 10.4, 3.4 Hz, 1H), 2.17 (td, J = 11.4, 2.5 Hz, 1H), 2.40 (dt, J = 18.2, 9.0, 4.2 Hz, 1H), 2.77 – 2.97 (m, 2H), 3.00 (d, J = 1.2 Hz, 3H), 3.09 (dddd, J = 17.2, 12.9, 6.5, 3.6 Hz, 1H), 3.27 (m, 1H), 4.00 – 4.12 (m, 1H), 4.15-4.35 (m, 2H), 4.98 (brd, J = 7.3 Hz, 1H), 5.36-5.40 (m, 2H), 5.60 (q, J = 8.5 Hz, 1H), 6.88 (s, 1H), 7.35 (d, J = 7.0 Hz, 2H), 7.58 (d, J = 8.2 Hz, 2H), 7.85 (dd, J = 7.8, 1.5 Hz, 1H).	533
H6-17-1	ID (CO ₂ :iPrOH:DEA = 99:1:0.2% to 55:45:0.2%)	(400 MHz, CDCl ₃) δ 1.40 (m, 1H), 1.54 (dd, J = 12.1, 4.0 Hz, 1H), 1.57 – 1.65 (m, 1H), 2.10 (t, J = 10.3 Hz, 1H), 2.18 (td, J = 11.4, 2.8 Hz, 1H), 2.38 (m, 1H), 2.77 – 3.06 (m, 6H), 3.11 (ddd, J = 14.6, 5.6, 2.8 Hz, 1H), 3.29 (td, J = 9.9, 4.4 Hz, 1H), 4.07 (ddd, J = 14.6, 7.7, 3.2 Hz, 1H), 4.13 – 4.39 (m, 2H), 5.01 (m, 1H), 5.62 (dd, J = 8.5, 5.8 Hz, 1H), 5.67 (brs, 1H),	533

		6.90 (s, 1H), 7.35 (d, $J = 8.2$ Hz, 2H), 7.58 (d, $J = 8.2$ Hz, 2H), 7.84 (d, $J = 1.5$ Hz, 1H).	
H6-17-2	ID (CO ₂ :iPrOH:DEA = 99:1:0.2% to 55:45:0.2%)	(400 MHz, CDCl ₃) δ 1.40 (m, 1H), 1.49 (tt, $J = 12.2, 6.1$ Hz, 1H), 1.60 (m, 1H), 2.10 (t, $J = 10.4$ Hz, 1H), 2.18 (td, $J = 11.3, 2.7$ Hz, 1H), 2.40 (qd, $J = 13.3, 5.4$ Hz, 1H), 2.78 – 3.12 (m, 7H), 3.27 (td, $J = 9.9, 4.4$ Hz, 1H), 4.08 (ddd, $J = 14.6, 7.7, 3.1$ Hz, 1H), 4.14 – 4.38 (m, 2H), 5.00 (brs, 1H), 5.60 (m, 1H), 5.72 (brs, 1H), 6.89 (s, 1H), 7.35 (d, $J = 8.2$ Hz, 2H), 7.58 (d, $J = 8.1$ Hz, 2H), 7.86 (d, $J = 1.5$ Hz, 1H).	533
H6-18-1	IG (Hex:EtOH = 60:40)	(400 MHz, DMSO- <i>d</i> ₆): δ 8.93 (s, 1H), 8.16 (d, $J = 2.0$ Hz, 1H), 7.97 (s, 1H), 7.80 (s, 1H), 7.70 (s, 1H), 7.56-7.54 (d, $J = 8.0$ Hz, 1H), 7.25 (s, 1H), 5.66-5.64 (m, 1H), 4.83-4.71 (m, 2H), 4.33-4.26 (m, 2H), 3.92 (s, 2H), 3.61 (s, 2H), 3.46 (s, 2H), 3.08 (s, 2H), 2.59-2.55 (m, 1H), 2.08-1.96 (m, 2H), 1.57-1.53 (m, 1H);	536
H6-18-2	IG (Hex:EtOH = 60:40)	(400 MHz, DMSO- <i>d</i> ₆): δ 8.93 (s, 1H), 8.17 (d, $J = 8.4$ Hz, 1H), 7.94 (s, 1H), 7.80 (s, 1H), 7.69 (s, 1H), 7.55 (d, $J = 8.4$ Hz, 1H), 7.24 (s, 1H), 5.66-5.63 (m, 1H), 4.77-4.70 (m, 1H), 4.30-4.27 (m, 2H), 3.89 (s, 3H), 3.36-3.25 (m, 3H), 3.13-3.11 (m, 2H), 2.88 (s, 1H), 2.54-2.53 (m, 1H), 2.05-1.99 (m, 2H), 1.24-1.22 (m, 1H);	536
H6-19-1	IC (Hex:EtOH:DEA = 40:60:0.3)	(400 MHz, CDCl ₃): δ 8.82 (s, 1H), 7.85 (d, $J = 8.4$ Hz, 2H), 7.36 (d, $J = 8.4$ Hz, 1H), 6.95 (br s, 1H), 5.67 (q, $J = 4.4$ Hz, 1H), 5.54 (br s, 1H), 4.94 (br s, 1H), 4.33-4.19 (m, 2H), 3.72-3.65 (m, 2H), 3.14-3.01 (m, 3H), 2.94-2.87 (m, 2H), 2.68-2.64 (m, 1H), 2.49-2.30 (m, 2H), 2.14-2.04 (m, 1H), 1.86-1.82 (m, 1H), 1.61-1.57 (m, 1H).	554
H6-19-2	IC (Hex:EtOH:DEA = 40:60:0.3)	(400 MHz, CDCl ₃): δ 8.82 (s, 1H), 7.85 (d, $J = 8.8$ Hz, 2H), 7.36 (d, $J = 8.4$ Hz, 1H), 6.95 (br s, 1H), 5.69-5.65 (m, 1H), 5.51 (br s, 1H), 4.92 (br s, 1H), 4.33-4.19 (m, 2H), 3.76-3.59 (m, 2H), 3.14-3.02 (m, 3H), 2.94-2.87 (m, 2H), 2.68-2.64 (m, 1H), 2.48-2.30 (m, 2H), 2.21-2.01 (m, 1H), 1.85-1.82 (m, 1H), 1.64-1.57 (m, 1H).	554
H6-20		(400 MHz, CDCl ₃) δ 1.41 (m, 1H), 1.50 (m, 1H), 1.61 (m, 1H), 2.04 – 2.24 (m, 2H), 2.66 (qd, $J = 13.1, 4.8$ Hz, 1H), 2.78 – 2.96 (m, 2H), 2.99 (d, $J = 1.9$ Hz, 3H), 3.11 (dddd, $J = 14.5, 8.7, 5.5, 2.9$ Hz, 1H), 3.29 (brd, $J = 9.7$ Hz, 1H), 4.06 (m, 1H), 4.15 – 4.39 (m, 2H), 5.11 (m, 1H), 5.35 (m, 1H), 5.67 (td, $J = 8.9, 4.8$ Hz, 1H), 5.76 (m, 1H), 6.89 (d, $J = 3.9$ Hz, 1H),	534

		7.37 (d, $J = 8.2$ Hz, 1H), 7.72 – 7.96 (m, 2H), 8.70 – 8.94 (m, 1H).	
H6-21-1	1) OJ-H (Hex:IPA = 98:2) 2) IG (Hex:EtOH:DEA = 80:20:0.3)	ND	527
H6-21-2	1) OJ-H (Hex:IPA = 98:2) 2) IG (Hex:EtOH:DEA = 80:20:0.3)	ND	527
H6-21-3	1) OJ-H (Hex:IPA = 98:2) 2) IG (Hex:EtOH:DEA = 80:20:0.3)	(400 MHz, CD ₃ OD) δ 7.97 (s, 1H), 7.69 (s, 1H), 7.60 (d, $J = 8.0$ Hz, 1H), 7.48 (d, $J = 8.0$ Hz, 1H), 7.39-7.43 (t, $J = 8.0$, 1H), 4.91-4.94 (m, 1H), 3.86-3.95 (m, 3H), 3.56-3.62 (m, 2H), 3.49-3.51 (m, 2H), 3.38-4.45 (m, 1H), 2.94-2.97 (m, 3H), 2.79 (d, $J = 16$, 1H), 1.96-2.09 (m, 2H), 1.64-1.68 (m, 1H), 1.47-1.28 (m, 3H), 0.91 (d, $J = 8.0$ Hz, 3H)	527
H6-21-4	1) OJ-H (Hex:IPA = 98:2) 2) IG (Hex:EtOH:DEA = 80:20:0.3)	(400 MHz, CD ₃ OD) δ 7.96 (s, 1H), 7.70 (s, 1H), 7.48 (d, $J = 8$ Hz, 1H), 7.39-7.43 (t, $J = 8$ Hz, 1H), 4.91-4.95 (m, 1H), 3.85-3.96 (m, 3H), 3.56-3.60 (m, 2H), 3.50-3.52 (m, 2H), 3.36-3.42 (m, 1H), 2.94-3.02 (m, 3H), 2.77 (d, $J = 12$ Hz, 1H), 1.96-2.10 (m, 2H), 1.62-1.66 (m, 1H), 1.27-1.47 (m, 2H), 0.91 (d, $J = 8$ Hz, 3H).	527
H6-22-1	1) OD-H (Hex:IPA = 98:2) 2) IC (Hex:EtOH = 60:40)	(400 MHz, CDCl ₃) δ 8.02 (d, $J = 0.8$ Hz, 1H), 7.56 (d, $J = 8.0$ Hz, 2H), 7.50 (d, $J = 8.0$, 2H), 6.91 (s, 1H), 5.55-5.56 (m, 1H), 5.48-5.50 (m, 1H), 5.37-5.38 (m, 1H), 5.15-5.20 (m, 1H), 4.33-4.38 (dd, $J = 12.0, 4.0$ Hz, 1H), 4.08-4.15 (m, 1H), 3.97-4.01 (m, 1H), 3.84-3.93 (m, 2H), 3.69-3.73 (dd, $J = 11.2, 4.0$ Hz, 1H), 3.33-3.35 (m, 1H), 3.11-3.17 (m, 1H), 3.03-3.07 (m, 3H), 2.85-2.89 (m, 1H), 2.11-2.24 (m, 2H), 1.62-1.67 (m, 1H), 1.52-1.56 (m, 1H), 1.43-1.48 (m, 1H), 1.00 (d, $J = 6.8$ Hz, 2H)	527
H6-22-2	1) OD-H (Hex:IPA = 98:2) 2) IC (Hex:EtOH = 60:40)	(400 MHz, CDCl ₃) δ 8.02 (d, $J = 1.2$ Hz, 1H), 7.59 (d, $J = 8.4$ Hz, 2H), 7.54 (d, $J = 8.4$, 2H), 6.89 (s, 1H), 5.48-5.52 (m, 2H), 5.29-5.30 (m, 1H), 5.15-5.20 (m, 1H), 4.34-4.39 (dd, $J = 12.0, 4.0$ Hz, 1H), 4.03-4.09 (m, 2H), 3.84-3.94 (m, 2H), 3.69-3.74 (dd, $J = 11.2, 3.6$ Hz, 1H), 3.26-3.36 (m, 1H), 3.13-3.23 (m, 1H), 3.03-3.07 (m, 3H), 2.85-2.89 (m, 1H), 2.10-2.22 (m, 2H), 1.62-1.65 (m, 1H), 1.49-1.54	527

		(m, 1H), 1.43-1.47 (m, 1H), 1.00 (d, $J = 6.8$ Hz, 2H)	
H6-22-3	1) OD-H (Hex:IPA= 98:2) 2) IC (Hex:EtOH=60:40)	ND	527
H6-22-4	1) OD-H (Hex:IPA= 98:2) 2) IC (Hex:EtOH=60:40)	ND	527
H6-23		ND	512
H6-24		ND	516
H6-25		ND	480
H6-25-1		ND	480
H6-26		ND	496
H6-27		ND	498
H6-28		ND	466
H6-29		ND	462
H6-30		ND	509
H6-31		ND	509
H6-32		ND	482

Biological evaluation

The activity of the compounds was evaluated using a ROR γ Reporter assay (also referred to as Gal4 assay). The Gal4 and the Th17 assays (another suitable assay) are both cell-based assays monitoring functional activity of the compound assayed.

Compounds disclosed herein have also been evaluated in a mouse *in vivo* pharmacodynamic model (anti-CD3-induced plasma IL-17A).

In addition, the compounds disclosed herein may be evaluated in various mouse disease models, e.g. Experimental Autoimmune Encephalomyelitis (EAE) model (an animal model for multiple sclerosis), and Collagen-induced Arthritis (CIA) model (an animal model for rheumatoid arthritis).

Th17 Assay (another suitable assay)

Human peripheral blood mononuclear cells (PBMCs) were isolated from buffy coats of healthy human volunteers using the Ficoll paque PLUS kit (GE Healthcare, cat no 17-1440-02), as instructed by the manufacturer. Naive CD4⁺ T cells were isolated with Naive CD4⁺ T cell kit, human (Milteny Biotec, cat no 130-094-131). The following modifications were made to the manufacturer's protocol: 1) Incubation with Biotin-Antibody Cocktail and Anti-Biotin MicroBeads was prolonged to 30 minutes, and 2) Cells were washed with 40 mL of Miltenyi buffer. Differentiation of Th17 cells in anti-CD3 (BD Pharmingen, 5 µg/ml) coated 96-well plates (400,000 cells/well, 160 µl RPMI 1640 + 10 % Fetal Bovine Serum) containing 5 µg/ml anti-CD28 (BD Pharmingen), 10 ng/ml IL-2 (R&D Systems), 2.5 ng/ml TGFβ-1 (R&D Systems), 20 ng/ml IL-1β (R&D Systems), 20 ng/ml IL-6 (R&D Systems), 30 ng/ml IL-23 (R&D Systems), 2.5 µg/ml anti-IL-4 (R&D Systems) and 1 µg/ml anti-IFNγ (R&D Systems) and with test compound during the entire differentiation (or vehicle, 0.1% DMSO for control). Test compounds were tested in triplicates, diluted 1000-fold in medium (final DMSO concentration is 0.1%). Incubated for seven days at 37°C, 5 % CO₂, 95% humidity, and 2-fluoro-4'-[[4-(4-pyridinylmethyl)-1-piperazinyl]methyl]-α,α-bis(trifluoromethyl)-[1,1'-biphenyl]-4-methanol (SR2211 Calbiochem, Cat. No. 557353) was used as positive control. As negative control, cells were differentiated into Th0 using 5 µg/ml anti-CD28 (BD Pharmingen), 10 ng/ml IL-2 (R&D Systems), 2 µg/ml anti-IL4 (R&D Systems) and 2 µg/ml anti-IFNγ (R&D Systems) are negative control. IL-17 levels in supernatants were measured with ELISA (R&D Systems). Representative results of the Th17 assay are shown in the table 2.

Table 2:

Example	IC50 (nM)
H6-5	161 nM
H6-11-2	82 nM
H6-13-2	93 nM

RORγ Reporter Assay (Gal4)

The HEK293 cell line is co-transfected transiently with two plasmids, one with the RORγ ligand-binding domain fused to galactose-responsive transcription factor (Gal4), and the other with the luciferase reporter gene and Gal binding sites (UAS). This construction

allows to determine the ROR γ activity in a cellular system through the measurement of luminescence.

A suspension of ROR γ reporter cells was dispensed into plates and cultured 2 h at 37°C and 5% CO₂. Media formulation consisted in DMEM/F-12 medium (Gibco) supplemented with 10% heat inactivated FBS (Sigma-Aldrich), non-essential aminoacids (Sigma-Aldrich), 2 mM Glutamax (Gibco) and 100 U/mL penicillin (Sigma-Aldrich). Dose-response curves with compounds were prepared in 100% DMSO and further diluted 100-fold in culture medium. Compound solutions were added to the plate containing cells (final DMSO concentration of 0.1%) and incubated for 24 h at 37°C and 5% CO₂. Luciferase detection reagent was added to each well, and relative light units (RLUs) were quantified from each assay well using a plate reading luminometer.

Values of average RLU \pm S.D. were computed for all treatment sets, followed by the calculations of percent-reduction of ROR γ activity in response to respective test compound. The following formula was used: activity = 100 * [1 - [x test compound/average vehicle] where the theoretical minimum reduction (0% reduction). For all experiments, the activity values were plotted versus compound concentrations in one single plot and adjusted to a four-parameter logistic curve to obtain the absolute IC₅₀ value along with the 95% confidence interval. These calculations were performed in excel-fit software using X-204 model curve.

The results of ROR γ Reporter (Gal4) Assay are shown in the Table 3 below.

Table 3: ROR γ Reporter Assay (Gal4)			
Patent Example	IC ₅₀ (nM)	Patent Example	IC ₅₀ (nM)
H6-1	910	H6-15-2	25
H6-2	330	H6-16-1	14 ⁵
H6-3	280	H6-16-2	10
H6-4	56	H6-17	10
H6-5	70	H6-17-1	26
H6-6	51	H6-17-2	3110
H6-7-1	20	H6-18-1	140
H6-7-2	35	H6-18-2	60
H6-8	160	H6-19-2	46
H6-9-1	100	H6-20	488
H6-9-2	18	H6-21-3	86 ¹⁵
H6-10-1	39	H6-21-4	120
H6-10-2	13	H6-22-1	44
H6-11-1	360	H6-22-2	60
H6-11-2	66	H6-23	190 ₂₀
H6-12-1	550	H6-24	140
H6-12-2	910	H6-25	88
H6-13-1	160	H6-25-1	66
H6-13-2	54	H6-26	440
H6-14	230	H6-27	210 ²⁵
H6-15-1	9	H6-28	300

As can be seen from the Table 3 above, the fluoropyrimidine derivatives of the present disclosure were found to show beneficial activity across the ROR γ Reporter (Gal4) Assay.

30 According to an embodiment, compounds having IC₅₀ < 1000 nM values in the ROR γ Reporter Assay (Gal4) are disclosed herein.

According to another preferred embodiment compounds having IC₅₀ < 500 nM values in the ROR γ Reporter Assay (Gal4) are disclosed herein.

According to another more preferred embodiment compounds having $IC_{50} < 100$ nM values in the ROR γ Reporter Assay (Gal4) are disclosed herein.

Collagen-induced Arthritis (CIA) study

Collagen-induced arthritis is an animal model of rheumatoid arthritis used to evaluate the efficacy of test compounds. CIA was induced at Washington Biotechnology Inc. (Baltimore) in male DBA/1J mice (Jackson Laboratories) by subcutaneous injection at the base of the tail with 50 μ l of a bovine collagen/complete Freund's adjuvant emulsion. After 21 days, the mice were further boosted by a further subcutaneous injection of 50 μ l of a collagen/incomplete Freund's adjuvant emulsion. For treatment, compound or vehicle (2% DMSO, 10% HP- β -CD in MilliQ water) was given orally twice daily at various doses selected from 3, 10, 30 mg/kg, beginning at the day of CIA induction (Prophylactic setting), or after disease initiation (at day 27, therapeutic setting). Treatment lasted until day 41, and the animals were scored three times weekly. Each paw was scored and the sum of all four scores was recorded as the Arthritic Index (AI). The maximum possible AI was 16. 0 = no visible effects of arthritis; 1 = edema and/or erythema of one digit; 2 = edema and/or erythema of 2 joints; 3 = edema and/or erythema of more than 2 joints; 4 = severe arthritis of the entire paw and digits including limb deformation and ankylosis of the joint. The Arthritis Index for each treatment can be expressed as the mean score for each treatment group \pm S.E.M. Compounds H6-13-2, and H6-11-2 were tested in the model. At 10 mpk po bid, H6-13-2 Arthritis Index (AI) decreased with 83% of the effect of the mouse aIL-17A antibody. Also, for H6-11-2 dosed 10 mpk po bid, the AI decreased with 61% of the effect of the mouse aIL-17A antibody.

In vivo IL-17A induction in anti-CD3 model in mice

Male C57BL/6JRj mice (7 week old) were purchased from Janvier Labs and housed at the animal facilities of Almirall throughout the study. Animals were allowed to condition for 5 days in their new environment at $22^{\circ}\text{C} \pm 2^{\circ}\text{C}$, $55\% \pm 10\%$ relative humidity and 12 h:12 h light:dark cycles. Animals were housed in polycarbonate cages, with free access to water and non-purified stock diet (2014 Teklad Global 14% Protein Rodent Maintenance Diet, Envigo) during the full course of the studies. Care of animals was undertaken in compliance with the European Committee Directive 2010/63/EU, and the Catalan and Spanish law. All procedures were performed according to the ARRIVE guidelines (Animal Research: Reporting of In Vivo Experiments) and with approval from the Animal Experimentation Ethical Committee of Almirall (Barcelona, Spain).

Mice were injected intraperitoneally with 7.5 µg of anti-CD3e (Clone 145-2C11 from Pharmingen BD) at 0 h (day 0) and 48 h (day 3) time-points. The non-induced-group were injected with PBS instead of anti-CD3e. At study completion (4 h after anti-CD3e injection), animals were anaesthetized with isofluorane (Baxter) and 0.5-1 mL blood samples were drawn by intracardiac puncture in heparinized tubes. Plasma samples were stored at -80°C for subsequent analysis.

Test compounds were freshly suspended in sterile 0.5% methylcellulose 0.1% tween-80 solution (10 mL/kg body weight). Compounds administered by oral gavage according to the selected dosing and body weight; control animals received an equivalent volume of vehicle.

Treatments were given twice daily from day 0 to day 3, last administration was done 1 h before anti-CD3e injection.

Plasma levels of IL-17A were measured by ELISA (R&D Systems) according to the manufacturer's instruction. Results were calculated as the percentage of reduction of plasma IL-17A versus the difference between non-induced and anti-CD3e induced groups through the formula: inhibition = $100 * [1 - ((x - \text{mean non-induced}) / (\text{mean control vehicle} - \text{mean non-induced}))]$. The IL-17A inhibition for each treatment can be expressed as the mean for each treatment group \pm S.E.M. Statistical analysis of data were conducted with one-way ANOVA followed by Dunnett's multiple comparisons test when appropriate. Differences were considered significant when $p \leq 0.05$.

Results:

Compound	Inhibition of IL-17A (%) at 3 mg/kg
H6-17-1	67%

In summary, compounds disclosed herein have been found to at least modulate the activity of ROR γ . Compounds disclosed herein are active, e.g. having a Gal4 < 1000 nM, such as < 500 nM and such as < 100 nM. Additionally, in a property comparison study they have shown an improved lipophilicity manifested by a decrease in LogP and/or LogD compared to previously described high potent compounds, see e.g. Tables 4 a- c. In these tables, all numbers (except Gal4 activity) are calculated; methods are indicated in column titles.

Table 4a:

Examples	ROR γ Gal4 assay	Number of compounds	ALogP Canvas ¹	LipE Canvas ¹
Compounds disclosed herein	IC ₅₀ < 100 nM	24	3.09	4.39
Compounds disclosed in WO2016020295	IC ₅₀ < 100 nM ¹	18 ²	4.62	2.94

Table 4b:

Examples	ROR γ Gal4 assay	Number of compounds	ALogP Canvas ¹	LipE Canvas ¹
Compounds disclosed herein	IC ₅₀ < 500 nM	39	3.03	4.14
Compounds disclosed in WO2016020295	IC ₅₀ < 500 nM ¹	21 ³	4.81	2.67

5

Table 4c:

Examples	ROR γ Gal4 assay (based on % inhibition at 0.1 and/or 1 μ M)	Number of compounds	ALogP Canvas ¹
Compounds disclosed in WO2016020295	IC ₅₀ < 100 nM	113 ⁴	4.58
Compounds disclosed in WO2016020295	IC ₅₀ < 500 nM ¹	125 ⁵	4.67

¹ average value based on “number of compounds”² Gal4 of Examples 81, 190, 197, 204, 224, 229, 230, 231, 232, 236, 237, 241, 258, 266, 287, 288, 293, and 327 disclosed in WO2016020295

10

³ Gal4 of Examples 81, 190, 197, 204, 224, 229, 230, 231, 232, 236, 237, 241, 246, 258, 266, 267, 285, 287, 288, 293 and 327 disclosed in WO2016020295

15

⁴ Gal4 of Examples in <100 range: 17, 43, 62, 72, 74, 81, 89, 94, 95, 111, 113, 115, 119, 128, 129, 131, 139, 140, 148, 159, 161, 164, 165, 166, 167, 168, 169, 182, 183, 185, 186, 188, 189, 190, 191, 192, 197, 198, 199, 200, 201, 202, 203, 204, 205, 206, 207, 208, 209, 210, 211, 220, 221, 222, 223, 224, 225, 226, 227, 228, 229, 230, 231, 232, 233, 234, 235, 236, 237, 238, 239, 240, 241, 242, 243, 244, 247, 248, 253, 254, 255, 257, 258, 259, 260, 261, 262, 263, 264, 266, 273, 274, 279, 287, 288, 293, 295, 299, 301, 302, 303, 304, 305, 306, 307, 308, 313, 316, 320, 322, 323, 324, and 327 disclosed in WO2016020295

20

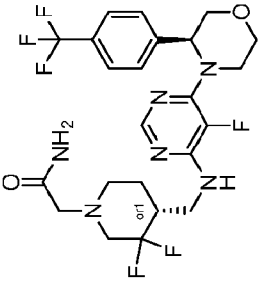
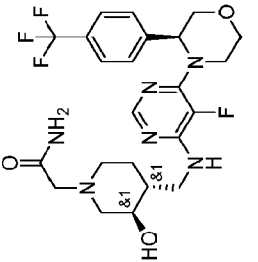
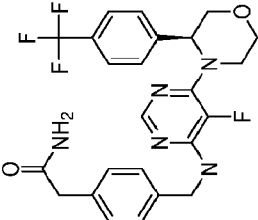
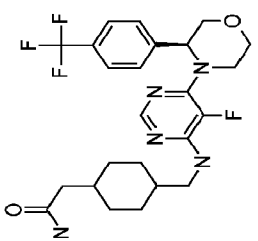
⁵ Gal4 of Examples, in addition to ⁴, in <500 range: 30, 51, 52, 68, 91, 97, 98, 114, 246, 245, 267 and 285 disclosed in WO2016020295

The ROR γ Gal4 data used to generate the comparisons in Tables 4 a and b are based on generated Gal4 data for the listed compounds (data not available in WO2016020295).

LipE has not been reported in Table 4 c as Gal4 data existed as %inhibition only, except for the compounds used in Tables 4a and b. In connection with the above Tables 4 a-c, Tables 5

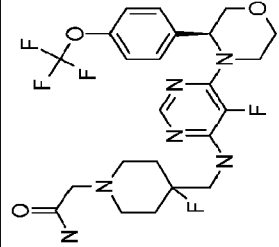
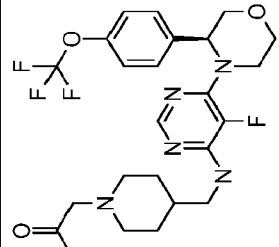
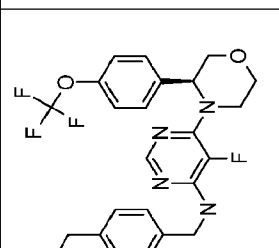
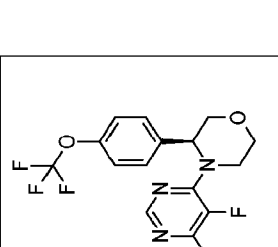
5 and 6 show a comparison between compounds of the present disclosure and known compounds of structural similarity, and considered relevant.

Table 5. ALogP numbers are calculated by Canvas.

Structure				
Ex. No	H6-9-2	H6-7-1	Example 204 ⁽¹⁾	Example 206 ⁽¹⁾
Gal4 assay	IC ₅₀ nM (Table 3 herein)	IC ₅₀ nM (Table 3 herein)	IC ₅₀ < 500 nM Compound from ⁽¹⁾	IC ₅₀ < 1000 nM Compound from ⁽¹⁾
ALogP Canvas	3.20	2.10	4.14	4.51

⁽¹⁾ WO2016020295

Table 6. ALogP numbers are calculated by Canvas.

Structure				
Ex. No	H6-6	H6-23	Example 230 ⁽¹⁾	Example 245 ⁽¹⁾
Gal4 assay	IC ₅₀ nM (Table 3 herein)	IC ₅₀ nM (Table 3 herein)	IC ₅₀ < 100 nM Compound from ⁽¹⁾	IC ₅₀ < 500 nM Compound from ⁽¹⁾
ALogP Canvas	3.92	4.24	5.32	5.69

⁽¹⁾ WO2016020295

The ALogP and LipE are calculated using Canvas, a part of the Schrödinger software suite, Release 2019-1.

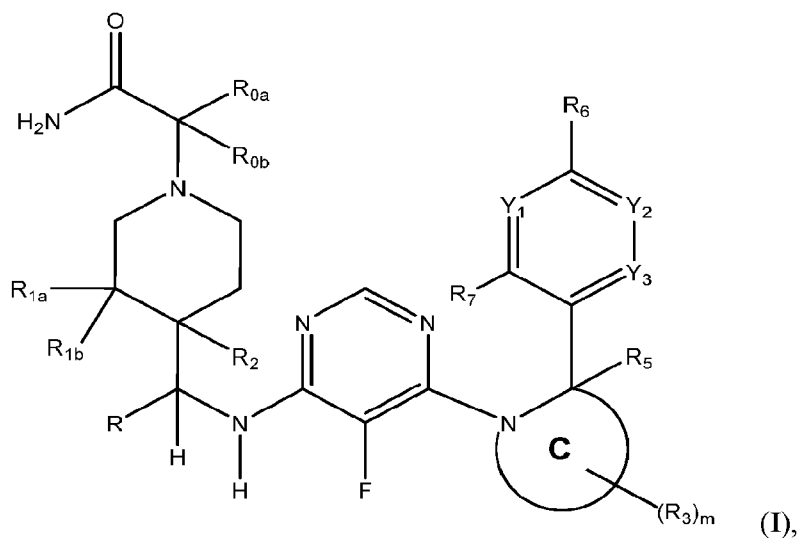
As mentioned, the compounds disclosed herein may thus be improved
5 modulators of ROR γ , e.g. having an attractive interaction (e.g. high binding ability) to the hydrophobic binding sites of the ligand binding domain (LBD) of the ROR γ receptor and improved physical chemical properties as discussed above.

Additionally it has been found that compounds disclosed herein have in vivo usefulness, and could consequently be useful in treating inflammatory, metabolic
10 and autoimmune diseases or symptoms thereof.

CLAIMS

1. A compound according to Formula (I)

5



a stereoisomer thereof, or a pharmaceutically acceptable salt of the compound or stereoisomer, wherein:

Y_1 , Y_2 and Y_3 are independently $-N-$ or $-CR_8-$;

10 m is independently selected from 0, 1, and 2;

R is selected from the group consisting of hydrogen, C_{1-6} alkyl and C_{1-4} hydroxyalkyl;

R_{0a} and R_{0b} independently are selected from the group consisting of hydrogen, C_{1-4} alkyl, C_{1-4} hydroxyalkyl, and C_{1-4} haloalkyl;

R_{1a} and R_{1b} are independently selected from the group consisting of hydrogen,

15 hydroxyl, halogen, amino, C_{1-4} alkyl, C_{1-4} hydroxyalkyl, and C_{1-4} haloalkyl;

R_2 is selected from the group consisting of hydrogen, hydroxyl, amino, cyano, halogen, C_{1-4} alkyl, C_{1-4} haloalkyl, C_{1-4} hydroxyalkyl, $-C(=O)NH_2$, $-C(=O)OH$, $-C(=O)O-C_{1-4}$ alkyl, and substituted or unsubstituted heteroaryl;

Ring C is a 3 to 10 membered heteroalicyclic ring system containing 0, 1, or 2

20 heteroatoms independently selected from N, O and S in addition to the one N atom shown in the C ring in the compound of Formula I;

- Each R₃ is independently selected from the group consisting of hydrogen, halogen, hydroxyl, C₁₋₄ alkyl, C₁₋₄ haloalkyl, C₁₋₄ hydroxyalkyl; and C₁₋₄ hydroxyhaloalkyl; R₅ is absent, hydrogen or C₁₋₄ alkyl; R₆ is selected from the group consisting of hydrogen, -CN, halogen, C₁₋₄ alkyl, C₁₋₄ haloalkyl, C₁₋₄ hydroxyalkyl, C₁₋₄ hydroxyhaloalkyl, C₁₋₄ alkoxy, C₁₋₄ haloalkoxy, and substituted or unsubstituted heteroaryl; R₇ is selected from the group consisting of hydrogen, hydroxyl, -CN, halogen, C₁₋₄ alkyl, C₁₋₄ haloalkyl, C₁₋₄ hydroxyalkyl, C₁₋₄ alkoxy, and C₁₋₄ haloalkoxy; each R₈ is independently selected from the group consisting of hydrogen, hydroxyl, -CN, halogen, C₁₋₄ alkyl, C₁₋₄ haloalkyl, C₁₋₄ hydroxyalkyl, C₁₋₄ alkoxy, and C₁₋₄ haloalkoxy; and whenever R₇ is hydrogen and each R₈ present is hydrogen, then R₆ is selected from the group consisting of -CN, halogen, C₁₋₄ alkyl, C₁₋₄ haloalkyl, C₁₋₄ hydroxyalkyl, C₁₋₄ hydroxyhaloalkyl, C₁₋₄ alkoxy, C₁₋₄ haloalkoxy, and substituted or unsubstituted heteroaryl, and wherein when substituted, a heteroaryl is substituted with 1 to 3 groups independently selected from the group consisting of C₁₋₄ alkyl, C₁₋₄ hydroxyalkyl, C₂₋₄ alkenyl, C₂₋₄ alkynyl, hydroxy, C₁₋₄ alkoxy, cyano, halogen, C₁₋₄ haloalkyl, C₁₋₄ haloalkoxy and C₁₋₆ hydroxyhaloalkyl.
2. The compound, stereoisomer, or salt according to claim 1, wherein R is hydrogen.
3. The compound, stereoisomer, or salt according to claims 1 or 2, wherein R_{0a} is selected from the group consisting of hydrogen, methyl, -CH₂OH, -CH₂CH₂OH, -CH₂F, and -CHF₂; and R_{0b} is selected from the group consisting of hydrogen, C₁₋₄ alkyl, C₁₋₄ hydroxyalkyl, and C₁₋₄ haloalkyl.
4. The compound, stereoisomer, or salt according to claims 1 or 2, wherein R_{0a} is selected from the group consisting of hydrogen, methyl, -CH₂OH, -CH₂CH₂OH and R_{0b} is hydrogen.

5. The compound, stereoisomer, or salt according to claim 4, wherein R_{0a} is hydrogen.
- 5 6. The compound, stereoisomer, or salt according to any one of claims 1-5, wherein at least one of R_{1a}, R_{1b} and R₂ is not hydrogen.
7. The compound, stereoisomer, or salt according to any one of claims 1-6, wherein R_{1a} is selected from the group consisting of hydroxyl, fluoro and -CF₃; and R_{1b}
10 is selected from the group consisting of hydrogen, fluoro, and methyl.
8. The compound, stereoisomer, or salt according to any one of claims 1-7, wherein R_{1a} is hydroxyl or fluoro.
- 15 9. The compound, stereoisomer, or salt according to any one of claims 1-8, wherein R_{1a} is hydroxyl.
10. The compound, stereoisomer, or salt according to any one of claims 1-9, wherein R_{1b} is hydrogen.
20
11. The compound, stereoisomer, or salt according to any one of claims 1-10, wherein R₂ is selected from the group consisting of hydrogen, halogen, hydroxyl, cyano, methyl, ethyl, -CH₂OH, -CH₂CH₂OH and -C(=O)O-C₁₋₂ alkyl.
- 25 12. The compound, stereoisomer, or salt according to any one of claims 1-11, wherein R₂ is selected from the group consisting of hydrogen, fluoro, hydroxyl, methyl, -CH₂OH, and -C(=O)OCH₃.
13. The compound, stereoisomer, or salt according to any one of claims 1-12,
30 wherein R₂ is selected from the group consisting of hydrogen, fluoro and hydroxyl.
14. The compound, stereoisomer, or salt according to any one of claims 1-13, wherein R₂ is hydroxyl.

15. The compound, stereoisomer, or salt according to any one of claims 1-14, wherein ring C is a 4 membered heteroalicycyl, 5-membered heteroalicycyl, or 6-membered heteroalicycyl.
- 5 16. The compound, stereoisomer, or salt according to any one of claims 1-15, wherein ring C is selected from the group consisting of azetidiny, pyrrolidiny, piperidiny, morpholiny, 2-azabicyclo[3.1.0]hexany and 3-azabicyclo[3.1.0]hexany.
- 10 17. The compound, stereoisomer, or salt according to any one of claims 1-16, wherein ring C is morpholiny or pyrrolidiny.
18. The compound, stereoisomer, or salt according to any one of claims 1-17, wherein m is 0.
- 15 19. The compound, stereoisomer, or salt according to any one of claims 1-17, wherein each R₃ is independently halogen or methyl, and m is 1 or 2.
20. The compound, stereoisomer, or salt according to any one of claims 1-19, wherein ring C is morpholiny.
- 20 21. The compound, stereoisomer, or salt according to any one of claims 1-20, wherein R₅ is hydrogen.
- 25 22. The compound, stereoisomer, or salt according to any one of claims 1-21, wherein R₆ is selected from the group consisting of hydrogen, halogen, C₁₋₄ haloalkyl, C₁₋₄ haloalkoxy, C₁₋₄ hydroxyalkyl, C₁₋₄ hydroxyhaloalkyl, and substituted or unsubstituted 5 membered heteroaryl.
- 30 23. The compound, stereoisomer, or salt according to any one of claims 1-22, wherein R₆ is selected from the group consisting of hydrogen, halogen, -CF₃, -CHF₂, -CCH₃F₂, -OCF₃, -OCHF₂, -C(CF₃)₂OH, and 5 membered heteroaryl, and 5 membered heteroaryl substituted with 1 or 2 methyl.

24. The compound, stereoisomer, or salt according to any one of claims 1-23, wherein R₆ is -CF₃.
- 5 25. The compound, stereoisomer, or salt according to any one of claims 1-24, wherein R₇ is selected from the group consisting of hydrogen, halogen, hydroxyl, cyano, -CF₃, -OCHF₂, -CHF₂ and -OCF₃.
26. The compound, stereoisomer, or salt according to any one of claims 1-25,
10 wherein R₇ is selected from the group consisting of hydrogen, fluoro, -CF₃ and hydroxyl.
27. The compound, stereoisomer, or salt according to any one of claims 1-26, wherein R₇ is hydrogen.
- 15 28. The compound, stereoisomer, or salt according to any one of claims 1-27, wherein
Y₁, Y₂ and Y₃ independently are each -CH-; or
Y₁ is -N- and Y₂ and Y₃ independently are each -CH-; or
20 Y₂ is -N- and Y₁ and Y₃ independently are each -CH-; or
Y₃ is -N- and Y₁ and Y₂ independently are each -CH-; or
Y₃ is -CH- and Y₁ and Y₂ are each -N-.
29. The compound, stereoisomer, or salt according to any one of claims 1-27,
25 wherein
Y₁ is -CH-, Y₂ and Y₃ are independently each -CR₈-, and each R₈ independently is selected from the group consisting of hydrogen, methyl, fluoro, hydroxyl and -CF₃.
30. The compound, stereoisomer, or salt according to claim 29, wherein each
30 R₈ is hydrogen.

31. The compound, stereoisomer, or salt according to any one of claims 1-28, wherein

Y_2 is $-N-$ and Y_1 and Y_3 independently are each $-CH-$, or

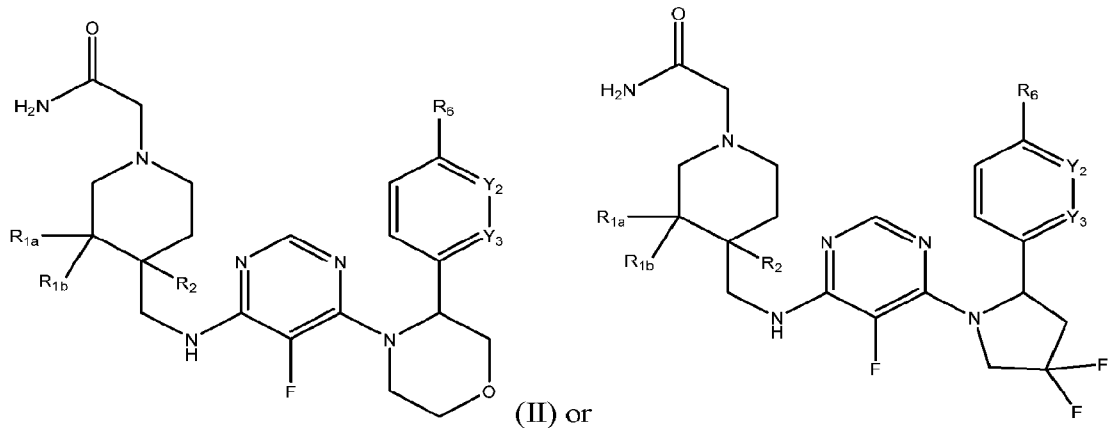
Y_3 is $-N-$ and Y_1 and Y_2 independently are each $-CH-$.

5

32. The compound, stereoisomer, or salt according to any one of claims 1-23, wherein R_6 is hydrogen, at least one of Y_2 or Y_3 is $-CR_8-$, and R_8 is selected from the group consisting of $-CN$, hydroxyl, halogen, C_{1-4} alkyl, C_{1-4} haloalkyl, C_{1-4} hydroxyalkyl, C_{1-4} alkoxy, and C_{1-4} haloalkoxy.

10

33. The compound, stereoisomer, or salt according to claim 1, selected from a compound of one of the following Formulae



(III)

15 wherein

R_{1a} is fluoro or hydroxyl;

R_{1b} is hydrogen or fluoro;

R_2 is hydrogen or hydroxyl;

R_6 is $-CF_3$; and

20 Y_2 and Y_3 are each independently selected from the group consisting of $-N-$, $-CH-$ and $-CF-$.

34. The compound, stereoisomer, or salt according to claim 33, wherein Y_2 and Y_3 are each $-CH-$, or Y_2 is $-CH-$ and Y_3 is $-CF-$.

35. The compound, stereoisomer, or salt according to claims 33 or 34, wherein R_{1a} is hydroxyl and R_{1b} is hydrogen.
- 5 36. The compound, stereoisomer, or salt according to claims 33 or 34, wherein R_{1a} is fluoro, and R_{1b} is hydrogen or fluoro.
37. The compound, stereoisomer, or salt according to claim 1, wherein:
R is hydrogen;
- 10 R_{0a} and R_{0b} independently are hydrogen or methyl;
 R_{1a} is selected from the group consisting of hydrogen, fluoro and hydroxyl;
 R_{1b} is hydrogen or fluoro;
 R_2 is selected from the group consisting of hydrogen, fluoro and hydroxyl;
ring C is selected from the group consisting of azetidiny, pyrrolidinyl, morpholinyl, 2-
15 azabicyclo[3.1.0]hexanyl and 3-azabicyclo[3.1.0]hexanyl;
m is selected from the group consisting of 0, 1 and 2;
 R_3 is selected from the group consisting of hydrogen, fluoro and methyl;
 R_5 is absent or hydrogen;
 R_6 is selected from the group consisting of hydrogen, $-\text{CF}_3$, $-\text{OCF}_3$ and $-\text{Cl}$;
20 R_7 is hydrogen or fluoro;
 Y_1 , Y_2 and Y_3 are each $-\text{CH}-$; or
 Y_1 is $-\text{CH}-$, Y_2 is $-\text{CH}-$ and Y_3 is $-\text{C}(\text{OH})-$; or
 Y_1 is $-\text{CH}-$, Y_2 is $-\text{CH}-$ and Y_3 is $-\text{N}-$; or
 Y_1 is $-\text{CH}-$, Y_2 is $-\text{C}(\text{CF}_3)-$ and Y_3 is $-\text{CH}-$; or
25 Y_1 is $-\text{CH}-$, Y_2 is $-\text{N}-$ and Y_3 is $-\text{CH}-$.
38. The compound, stereoisomer, or salt according to claim 1, selected from the group consisting of:

2-(4-(((5-Fluoro-6-((*S*)-3-(5-trifluoromethyl)pyridin-2-yl)morpholino)pyrimidin-4-yl)amino)methyl)piperidin-1-yl)propanamide,

5 (*S*)-2-(4-(((5-fluoro-6-(3-(5-(trifluoromethyl)pyridin-2-yl)morpholino)pyrimidin-4-yl)amino)methyl)piperidin-1-yl)acetamide,

(*S*)-2-(4-(((5-fluoro-6-(3-(5-(trifluoromethyl)pyridin-2-yl)morpholino)pyrimidin-4-yl)amino)methyl)piperidin-1-yl)-2-methylpropanamide,

10 (*S*)-2-(4-fluoro-4-(((5-fluoro-6-(3-(4-(trifluoromethyl)phenyl)morpholino)pyrimidin-4-yl)amino)methyl)piperidin-1-yl)acetamide,

(*S*)-2-(4-(((5-fluoro-6-(3-(4-(trifluoromethyl)phenyl)morpholino)pyrimidin-4-yl)amino)methyl)piperidin-1-yl)acetamide,

15

(*S*)-2-(4-fluoro-4-(((5-fluoro-6-(3-(4-(trifluoromethoxy)phenyl)morpholino)pyrimidin-4-yl)amino)methyl)piperidin-1-yl)acetamide,

2-((3*RS*,4*RS*)-4-(((5-fluoro-6-((*S*)-3-(4-(trifluoromethyl)phenyl)morpholino)pyrimidin-4-yl)amino)methyl)-3-hydroxypiperidin-1-yl)acetamide,

20

2-((3*R**,4*R**)-4-(((5-fluoro-6-((*S*)-3-(4-(trifluoromethyl)phenyl)morpholino)pyrimidin-4-yl)amino)methyl)-3-hydroxypiperidin-1-yl)acetamide,

25 (*S*)-2-(4-fluoro-4-(((5-fluoro-6-(3-(5-(trifluoromethyl)pyridin-2-yl)morpholino)pyrimidin-4-yl)amino)methyl)piperidin-1-yl)acetamide,

2-((*R**)-3,3-difluoro-4-(((5-fluoro-6-((*S*)-3-(4-(trifluoromethyl)phenyl)morpholino)pyrimidin-4-yl)amino)methyl)piperidin-1-yl)acetamide,

30

2-(((3*R**,4*R**)-3-fluoro-4-(((5-fluoro-6-((*S*)-3-(4-(trifluoromethyl)phenyl)-morpholino)pyrimidin-4-yl)amino)methyl)piperidin-1-yl)acetamide,

5 2-(((*R**)-3,3-difluoro-4-(((5-fluoro-6-((*S*)-3-(5-(trifluoromethyl)pyridin-2-yl)morpholino)pyrimidin-4-yl)amino)methyl)piperidin-1-yl)acetamide,

2-(((3*R**,4*S**)-3-fluoro-4-(((5-fluoro-6-((*S*)-3-(5-(trifluoromethyl)pyridin-2-yl)morpholino)pyrimidin-4-yl)amino)methyl)piperidin-1-yl)acetamide,

10 2-(((3*R**,4*R**)-3-fluoro-4-(((5-fluoro-6-((*S*)-3-(5-(trifluoromethyl)pyridin-2-yl)morpholino)pyrimidin-4-yl)amino)methyl)piperidin-1-yl)acetamide,

(*R*)-2-(4-(((6-(4,4-difluoro-2-(4-(trifluoromethyl)phenyl)pyrrolidin-1-yl)-5-fluoropyrimidin-4-yl)amino)methyl)-4-hydroxypiperidin-1-yl)acetamide,

15 2-(((*R**)-4-(((6-((*R*)-4,4-difluoro-2-(4-(trifluoromethyl)phenyl)pyrrolidin-1-yl)-5-fluoropyrimidin-4-yl)amino)methyl)-3,3-difluoropiperidin-1-yl)acetamide,

20 2-(((3*R**,4*R**)-4-(((6-((*R*)-4,4-difluoro-2-(4-(trifluoromethyl)phenyl)pyrrolidin-1-yl)-5-fluoropyrimidin-4-yl)amino)methyl)-3-fluoropiperidin-1-yl)acetamide,

2-(((3*RS*,4*RS*)-4-(((6-((*R*)-4,4-difluoro-2-(4-(trifluoromethyl)phenyl)pyrrolidin-1-yl)-5-fluoropyrimidin-4-yl)amino)methyl)-3-hydroxypiperidin-1-yl)acetamide,

25 2-(((3*R**,4*R**)-4-(((6-((*R*)-4,4-difluoro-2-(4-(trifluoromethyl)phenyl)pyrrolidin-1-yl)-5-fluoropyrimidin-4-yl)amino)methyl)-3-hydroxypiperidin-1-yl)acetamide,

2-(((3*R**,4*R**)-4-(((6-((*R*)-4,4-difluoro-2-(5-(trifluoromethyl)pyridin-2-yl)pyrrolidin-1-yl)-5-fluoropyrimidin-4-yl)amino)methyl)-3-fluoropiperidin-1-yl)acetamide,

30

2-((*R*^{*})-4-(((6-((*R*)-4,4-difluoro-2-(5-(trifluoromethyl)pyridin-2-yl)pyrrolidin-1-yl)-5-fluoropyrimidin-4-yl)amino)methyl)-3,3-difluoropiperidin-1-yl)acetamide,

5 2-(((3*RS*,4*RS*)-4-(((6-((*R*)-4,4-difluoro-2-(5-(trifluoromethyl)pyridin-2-yl)pyrrolidin-1-yl)-5-fluoropyrimidin-4-yl)amino)methyl)-3-hydroxypiperidin-1-yl)acetamide,

rel-2-(((3*R*,4*R*)-4-(((5-fluoro-6-((3*S*,5*R*)-3-methyl-5-(3-(trifluoromethyl)phenyl)-morpholino)pyrimidin-4-yl)amino)methyl)-3-hydroxypiperidin-1-yl)acetamide,

10 *rel*-2-(((3*R*,4*R*)-4-(((5-fluoro-6-((3*R*,5*S*)-3-methyl-5-(3-(trifluoromethyl)phenyl)-morpholino)pyrimidin-4-yl)amino)methyl)-3-hydroxypiperidin-1-yl)acetamide,

rel-2-(((3*R*,4*R*)-4-(((5-fluoro-6-((3*S*,5*R*)-3-methyl-5-(4-(trifluoromethyl)phenyl)-morpholino)pyrimidin-4-yl)amino)methyl)-3-hydroxypiperidin-1-yl)acetamide,

15 *rel*-2-(((3*R*,4*R*)-4-(((5-fluoro-6-((3*R*,5*S*)-3-methyl-5-(4-(trifluoromethyl)phenyl)-morpholino)pyrimidin-4-yl)amino)methyl)-3-hydroxypiperidin-1-yl)acetamide,

20 (*S*)-2-(4-(((5-fluoro-6-(3-(4-(trifluoromethoxy)phenyl)morpholino)pyrimidin-4-yl)amino)methyl)piperidin-1-yl)acetamide,

2-(4-(((6-(4,4-difluoro-2-(4-(trifluoromethyl)phenyl)pyrrolidin-1-yl)-5-fluoropyrimidin-4-yl)amino)methyl)piperidin-1-yl)acetamide,

25 2-(4-(((5-fluoro-6-(2-(4-(trifluoromethyl)phenyl)pyrrolidin-1-yl)pyrimidin-4-yl)amino)methyl)piperidin-1-yl)acetamide,

(*R*)-2-(4-(((5-fluoro-6-(2-(4-(trifluoromethyl)phenyl)pyrrolidin-1-yl)pyrimidin-4-yl)amino)methyl)piperidin-1-yl)acetamide,

30

2-(4-(((5-fluoro-6-(2-(2-hydroxy-4-(trifluoromethyl)phenyl)pyrrolidin-1-yl)pyrimidin-4-yl)amino)methyl)piperidin-1-yl)acetamide,

5 *rac*-2-(4-(((5-fluoro-6-((2*R*,4*R*)-4-fluoro-2-(4-(trifluoromethyl)phenyl)pyrrolidin-1-yl)pyrimidin-4-yl)amino)methyl)piperidin-1-yl)acetamide,

2-(4-(((5-fluoro-6-(2-(4-(trifluoromethyl)phenyl)azetidin-1-yl)pyrimidin-4-yl)amino)methyl)piperidin-1-yl)acetamide,

10 *rac*-2-((3*R*,4*R*)-4-(((6-(2-(4-chlorophenyl)pyrrolidin-1-yl)-5-fluoropyrimidin-4-yl)amino)methyl)-3-hydroxypiperidin-1-yl)acetamide,

15 2-(((3*RS*,4*RS*)-4-(((5-fluoro-6-((1*S**,5*R**)-1-(6-(trifluoromethyl)pyridin-3-yl)-2-azabicyclo[3.1.0]hexan-2-yl)pyrimidin-4-yl)amino)methyl)-3-hydroxypiperidin-1-yl)acetamide,

20 *rac*-2-((3*R*,4*R*)-4-(((5-fluoro-6-(2-(6-(trifluoromethyl)pyridin-3-yl)-3-azabicyclo[3.1.0]hexan-3-yl)pyrimidin-4-yl)amino)methyl)-3-hydroxypiperidin-1-yl)acetamide,

rac-2-((3*R*,4*R*)-4-(((5-fluoro-6-(2-(4-(trifluoromethyl)phenyl)azetidin-1-yl)pyrimidin-4-yl)amino)methyl)-3-hydroxypiperidin-1-yl)acetamide,

25 2-(((3*R**,4*R**)-4-(((5-fluoro-6-((*S*)-3-(2-fluoro-4-(trifluoromethyl)phenyl)morpholino)-pyrimidin-4-yl)amino)methyl)-3-hydroxypiperidin-1-yl)acetamide,

2-(((3*R**,4*R**)-4-(((5-fluoro-6-((*R*)-2-(2-fluoro-4-(trifluoromethyl)phenyl)pyrrolidin-1-yl)pyrimidin-4-yl)amino)methyl)-3-hydroxypiperidin-1-yl)acetamide,

30 2-(((3*R**,4*R**)-3-fluoro-4-(((5-fluoro-6-((*R*)-2-(2-fluoro-4-(trifluoromethyl)phenyl)-pyrrolidin-1-yl)pyrimidin-4-yl)amino)methyl)piperidin-1-yl)acetamide,

2-((3*R**,4*R**)-3-fluoro-4-(((5-fluoro-6-((*S*)-3-(2-fluoro-4-(trifluoromethyl)phenyl)-morpholino)pyrimidin-4-yl)amino)methyl)piperidin-1-yl)acetamide,

- 5 2-((3*R**,4*R**)-4-(((6-((*R*)-4,4-difluoro-2-(2-fluoro-4-(trifluoromethyl)phenyl)pyrrolidin-1-yl)-5-fluoropyrimidin-4-yl)amino)methyl)-3-hydroxypiperidin-1-yl)acetamide,

2-((3*R**,4*R**)-4-(((6-((*R*)-4,4-difluoro-2-(2-fluoro-4-(trifluoromethyl)phenyl)pyrrolidin-1-yl)-5-fluoropyrimidin-4-yl)amino)methyl)-3-fluoropiperidin-1-yl)acetamide,

10

2-((*R**)-3,3-difluoro-4-(((5-fluoro-6-((*S*)-3-(2-fluoro-4-(trifluoromethyl)phenyl)-morpholino)pyrimidin-4-yl)amino)methyl)piperidin-1-yl)acetamide,

- 15 2-((*R**)-3,3-difluoro-4-(((5-fluoro-6-((*R*)-2-(2-fluoro-4-(trifluoromethyl)phenyl)-pyrrolidin-1-yl)pyrimidin-4-yl)amino)methyl)piperidin-1-yl)acetamide, and

2-((*R**)-4-(((6-((*R*)-4,4-difluoro-2-(2-fluoro-4-(trifluoromethyl)phenyl)pyrrolidin-1-yl)-5-fluoropyrimidin-4-yl)amino)methyl)-3,3-difluoropiperidin-1-yl)acetamide.

- 20 39. The compound, stereoisomer, or salt according to claim 1, selected from the group consisting of:

2-(4-(((5-fluoro-6-(3-(5-trifluoromethyl)pyridin-2-yl)morpholino)pyrimidin-4-yl)amino)methyl)piperidin-1-yl)propanamide,

- 25 2-(4-(((5-fluoro-6-(3-(5-(trifluoromethyl)pyridin-2-yl)morpholino)pyrimidin-4-yl)amino)methyl)piperidin-1-yl)acetamide,

2-(4-(((5-fluoro-6-(3-(5-(trifluoromethyl)pyridin-2-yl)morpholino)pyrimidin-4-yl)amino)methyl)piperidin-1-yl)-2-methylpropanamide,

30

2-(4-fluoro-4-(((5-fluoro-6-(3-(4-(trifluoromethyl)phenyl)morpholino)pyrimidin-4-yl)amino)methyl)piperidin-1-yl)acetamide,

5 2-(4-(((5-fluoro-6-(3-(4-(trifluoromethyl)phenyl)morpholino)pyrimidin-4-yl)amino)methyl)piperidin-1-yl)acetamide,

2-(4-fluoro-4-(((5-fluoro-6-(3-(4-(trifluoromethoxy)phenyl)morpholino)pyrimidin-4-yl)amino)methyl)piperidin-1-yl)acetamide,

10 2-(4-(((5-fluoro-6-(3-(4-(trifluoromethyl)phenyl)morpholino)pyrimidin-4-yl)amino)methyl)-3-hydroxypiperidin-1-yl)acetamide,

15 2-(4-fluoro-4-(((5-fluoro-6-(3-(5-(trifluoromethyl)pyridin-2-yl)morpholino)pyrimidin-4-yl)amino)methyl)piperidin-1-yl)acetamide,

2-(3,3-difluoro-4-(((5-fluoro-6-(3-(4-(trifluoromethyl)phenyl)morpholino)pyrimidin-4-yl)amino)methyl)piperidin-1-yl)acetamide,

20 2-(3-fluoro-4-(((5-fluoro-6-(3-(4-(trifluoromethyl)phenyl)morpholino)pyrimidin-4-yl)amino)methyl)piperidin-1-yl)acetamide,

2-(3,3-difluoro-4-(((5-fluoro-6-(3-(5-(trifluoromethyl)pyridin-2-yl)morpholino)pyrimidin-4-yl)amino)methyl)piperidin-1-yl)acetamide,

25 2-(3-fluoro-4-(((5-fluoro-6-(3-(5-(trifluoromethyl)pyridin-2-yl)morpholino)pyrimidin-4-yl)amino)methyl)piperidin-1-yl)acetamide,

30 2-(4-(((6-(4,4-difluoro-2-(4-(trifluoromethyl)phenyl)pyrrolidin-1-yl)-5-fluoropyrimidin-4-yl)amino)methyl)-4-hydroxypiperidin-1-yl)acetamide,

2-(4-(((6-(4,4-difluoro-2-(4-(trifluoromethyl)phenyl)pyrrolidin-1-yl)-5-fluoropyrimidin-4-yl)amino)methyl)-3,3-difluoropiperidin-1-yl)acetamide,

5 2-(4-(((6-(4,4-difluoro-2-(4-(trifluoromethyl)phenyl)pyrrolidin-1-yl)-5-fluoropyrimidin-4-yl)amino)methyl)-3-fluoropiperidin-1-yl)acetamide,

2-(4-(((6-(4,4-difluoro-2-(4-(trifluoromethyl)phenyl)pyrrolidin-1-yl)-5-fluoropyrimidin-4-yl)amino)methyl)-3-hydroxypiperidin-1-yl)acetamide,

10 2-(4-(((6-(4,4-difluoro-2-(5-(trifluoromethyl)pyridin-2-yl)pyrrolidin-1-yl)-5-fluoropyrimidin-4-yl)amino)methyl)-3-fluoropiperidin-1-yl)acetamide,

15 2-(4-(((6-(4,4-difluoro-2-(5-(trifluoromethyl)pyridin-2-yl)pyrrolidin-1-yl)-5-fluoropyrimidin-4-yl)amino)methyl)-3,3-difluoropiperidin-1-yl)acetamide,

2-(4-(((6-(4,4-difluoro-2-(5-(trifluoromethyl)pyridin-2-yl)pyrrolidin-1-yl)-5-fluoropyrimidin-4-yl)amino)methyl)-3-hydroxypiperidin-1-yl)acetamide,

20 2-(4-(((5-fluoro-6-(3-methyl-5-(3-(trifluoromethyl)phenyl)morpholino)pyrimidin-4-yl)amino)methyl)-3-hydroxypiperidin-1-yl)acetamide,

2-(4-(((5-fluoro-6-(3-methyl-5-(4-(trifluoromethyl)phenyl)morpholino)pyrimidin-4-yl)amino)methyl)-3-hydroxypiperidin-1-yl)acetamide,

25 2-(4-(((5-fluoro-6-(3-(4-(trifluoromethoxy)phenyl)morpholino)pyrimidin-4-yl)amino)methyl)piperidin-1-yl)acetamide,

30 2-(4-(((6-(4,4-difluoro-2-(4-(trifluoromethyl)phenyl)pyrrolidin-1-yl)-5-fluoropyrimidin-4-yl)amino)methyl)piperidin-1-yl)acetamide,

2-(4-(((5-fluoro-6-(2-(4-(trifluoromethyl)phenyl)pyrrolidin-1-yl)pyrimidin-4-yl)amino)methyl)piperidin-1-yl)acetamide,

2-(4-(((5-fluoro-6-(2-(2-hydroxy-4-(trifluoromethyl)phenyl)pyrrolidin-1-yl)pyrimidin-4-yl)amino)methyl)piperidin-1-yl)acetamide,

2-(4-(((5-fluoro-6-(4-fluoro-2-(4-(trifluoromethyl)phenyl)pyrrolidin-1-yl)pyrimidin-4-yl)amino)methyl)piperidin-1-yl)acetamide,

2-(4-(((5-fluoro-6-(2-(4-(trifluoromethyl)phenyl)azetidin-1-yl)pyrimidin-4-yl)amino)methyl)piperidin-1-yl)acetamide,

2-(4-(((6-(2-(4-chlorophenyl)pyrrolidin-1-yl)-5-fluoropyrimidin-4-yl)amino)methyl)-3-hydroxypiperidin-1-yl)acetamide,

2-(4-(((5-fluoro-6-(1-(6-(trifluoromethyl)pyridin-3-yl)-2-azabicyclo[3.1.0]hexan-2-yl)pyrimidin-4-yl)amino)methyl)-3-hydroxypiperidin-1-yl)acetamide,

2-(4-(((5-fluoro-6-(2-(6-(trifluoromethyl)pyridin-3-yl)-3-azabicyclo[3.1.0]hexan-3-yl)pyrimidin-4-yl)amino)methyl)-3-hydroxypiperidin-1-yl)acetamide,

2-(4-(((5-fluoro-6-(2-(4-(trifluoromethyl)phenyl)azetidin-1-yl)pyrimidin-4-yl)amino)methyl)-3-hydroxypiperidin-1-yl)acetamide,

2-(4-(((5-fluoro-6-(3-(2-fluoro-4-(trifluoromethyl)phenyl)morpholino)pyrimidin-4-yl)amino)methyl)-3-hydroxypiperidin-1-yl)acetamide,

2-(4-(((5-fluoro-6-(2-(2-fluoro-4-(trifluoromethyl)phenyl)pyrrolidin-1-yl)pyrimidin-4-yl)amino)methyl)-3-hydroxypiperidin-1-yl)acetamide,

2-(3-fluoro-4-(((5-fluoro-6-(2-(2-fluoro-4-(trifluoromethyl)phenyl)pyrrolidin-1-yl)-pyrimidin-4-yl)amino)methyl)piperidin-1-yl)acetamide,

2-(3-fluoro-4-(((5-fluoro-6-(3-(2-fluoro-4-(trifluoromethyl)phenyl)-
5 morpholino)pyrimidin-4-yl)amino)methyl)piperidin-1-yl)acetamide,

2-(4-(((6-(4,4-difluoro-2-(2-fluoro-4-(trifluoromethyl)phenyl)pyrrolidin-1-yl)-5-fluoropyrimidin-4-yl)amino)methyl)-3-hydroxypiperidin-1-yl)acetamide,

10 2-(4-(((6-(4,4-difluoro-2-(2-fluoro-4-(trifluoromethyl)phenyl)pyrrolidin-1-yl)-5-fluoropyrimidin-4-yl)amino)methyl)-3-fluoropiperidin-1-yl)acetamide,

2-(3,3-difluoro-4-(((5-fluoro-6-(3-(2-fluoro-4-(trifluoromethyl)phenyl)-
morpholino)pyrimidin-4-yl)amino)methyl)piperidin-1-yl)acetamide,
15

2-(3,3-difluoro-4-(((5-fluoro-6-(2-(2-fluoro-4-(trifluoromethyl)phenyl)pyrrolidin-1-yl)pyrimidin-4-yl)amino)methyl)piperidin-1-yl)acetamide, and

2-(4-(((6-(4,4-difluoro-2-(2-fluoro-4-(trifluoromethyl)phenyl)pyrrolidin-1-yl)-5-fluoropyrimidin-4-yl)amino)methyl)-3,3-difluoropiperidin-1-yl)acetamide.
20

40. The compound, stereoisomer, or salt according to claim 1, selected from the group consisting of:

25 2-(((3*R**,4*R**)-4-(((5-fluoro-6-((*S*)-3-(4-(trifluoromethyl)phenyl)morpholino)pyrimidin-4-yl)amino)methyl)-3-hydroxypiperidin-1-yl)acetamide,

2-(((*R**)-3,3-difluoro-4-(((5-fluoro-6-((*S*)-3-(4-(trifluoromethyl)phenyl)morpholino)pyrimidin-4-yl)amino)methyl)piperidin-1-yl)acetamide,
30

2-((3*R**,4*R**)-3-fluoro-4-(((5-fluoro-6-((*S*)-3-(4-(trifluoromethyl)phenyl)morpholino)pyrimidin-4-yl)amino)methyl)piperidin-1-yl)acetamide,

5

2-((*R**)-4-(((6-((*R*)-4,4-difluoro-2-(4-(trifluoromethyl)phenyl)pyrrolidin-1-yl)-5-fluoropyrimidin-4-yl)amino)methyl)-3,3-difluoropiperidin-1-yl)acetamide,

2-((3*R**,4*R**)-4-(((6-((*R*)-4,4-difluoro-2-(4-(trifluoromethyl)phenyl)pyrrolidin-1-yl)-5-fluoropyrimidin-4-yl)amino)methyl)-3-fluoropiperidin-1-yl)acetamide, and

10

2-((3*R**,4*R**)-4-(((6-((*R*)-4,4-difluoro-2-(4-(trifluoromethyl)phenyl)pyrrolidin-1-yl)-5-fluoropyrimidin-4-yl)amino)methyl)-3-hydroxypiperidin-1-yl)acetamide.

15 41. The compound, stereoisomer, or salt according to claim 1, selected from the group consisting of:

2-(4-(((5-fluoro-6-(3-(4-(trifluoromethyl)phenyl)morpholino)pyrimidin-4-yl)amino)methyl)-3-hydroxypiperidin-1-yl)acetamide,

20

2-(3,3-difluoro-4-(((5-fluoro-6-(3-(4-(trifluoromethyl)phenyl)morpholino)pyrimidin-4-yl)amino)methyl)piperidin-1-yl)acetamide,

2-(3-fluoro-4-(((5-fluoro-6-(3-(4-(trifluoromethyl)phenyl)morpholino)pyrimidin-4-yl)amino)methyl)piperidin-1-yl)acetamide,

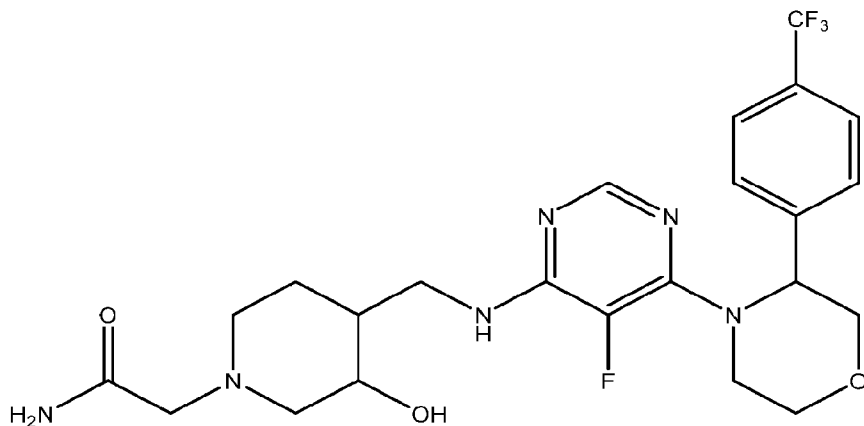
25

2-(4-(((6-(4,4-difluoro-2-(4-(trifluoromethyl)phenyl)pyrrolidin-1-yl)-5-fluoropyrimidin-4-yl)amino)methyl)-3,3-difluoropiperidin-1-yl)acetamide,

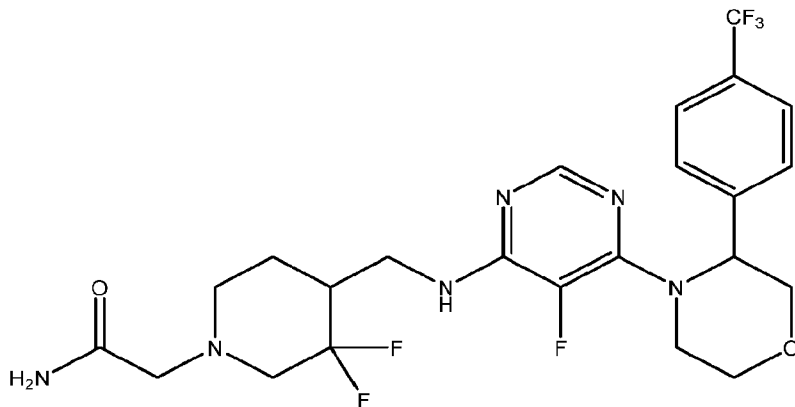
2-(4-(((6-(4,4-difluoro-2-(4-(trifluoromethyl)phenyl)pyrrolidin-1-yl)-5-fluoropyrimidin-4-yl)amino)methyl)-3-fluoropiperidin-1-yl)acetamide, and

2-(4-(((6-(4,4-difluoro-2-(4-(trifluoromethyl)phenyl)pyrrolidin-1-yl)-5-fluoropyrimidin-4-yl)amino)methyl)-3-hydroxypiperidin-1-yl)acetamide.

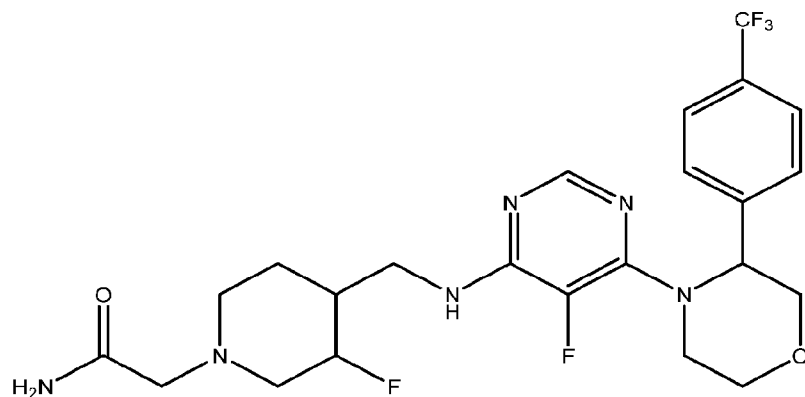
42. The compound, stereoisomer, or salt of claim 1, having a structure of



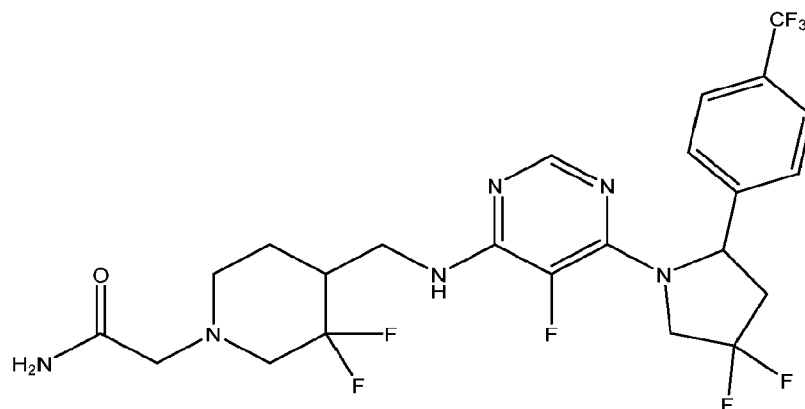
43. The compound, stereoisomer, or salt of claim 1, having a structure of



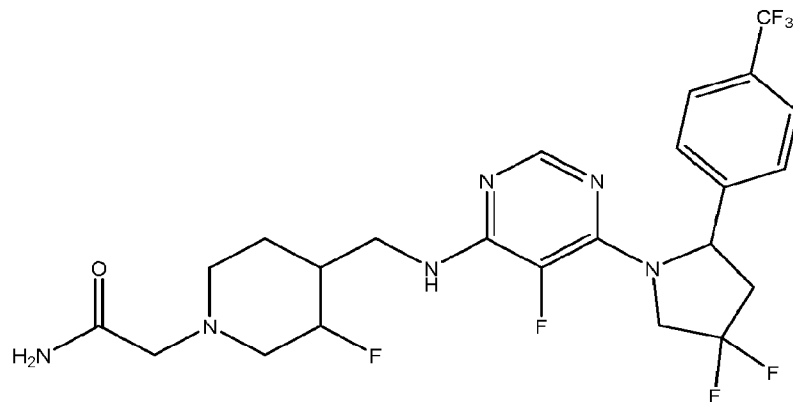
44. The compound, stereoisomer, or salt of claim 1, having a structure of



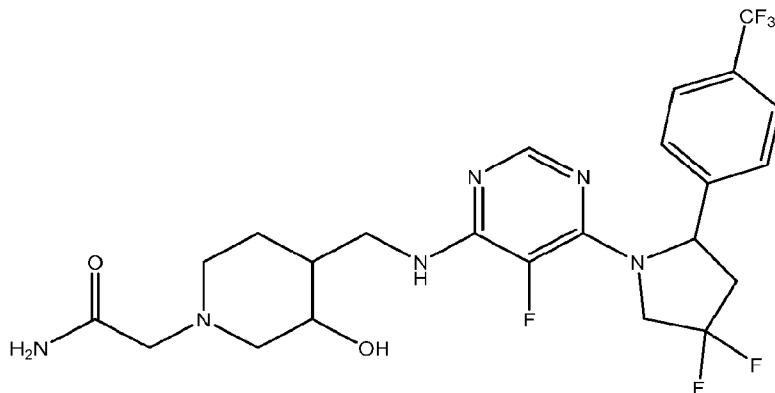
45. The compound, stereoisomer, or salt of claim 1, having a structure of



- 5 46. The compound, stereoisomer, or salt of claim 1, having a structure of



47. The compound, stereoisomer, or salt of claim 1, having a structure of



48. A pharmaceutical composition comprising a compound, stereoisomer, or salt according to any one of claims 1-47 and at least one pharmaceutical acceptable excipient.

49. A compound, stereoisomer, or salt according to any one of claims 1-47 or a pharmaceutical composition according to claim 48, for use as a medicament.

50. A compound, stereoisomer, or salt according to any one of claims 1-47 or a pharmaceutical composition according to claim 48, for use in the treatment and/or prevention of an inflammatory, metabolic, oncologic or autoimmune disease.

51. A method of treating and/or preventing an inflammatory, metabolic, oncologic or autoimmune disease in a subject suffering therefore, the method comprising: administering to the subject a therapeutically effective amount of a compound, stereoisomer, according to any one of claims 1-47 or a pharmaceutical composition according to claim 48.

52. The compound, stereoisomer, or salt or composition for use according to claim 50 or the method according to claim 51, wherein the disease is selected from the group consisting of asthma, acne, chronic obstructive pulmonary disease (COPD), bronchitis, atherosclerosis, helicobacter pylori infection, allergic diseases including allergic rhinitis, allergic conjunctivitis and uveitis, sprue and food allergy, atopic dermatitis, lichen planus, cystic fibrosis, lung allograft rejection, multiple sclerosis, rheumatoid arthritis, juvenile idiopathic arthritis, osteoarthritis, ankylosing spondylitis, psoriasis, psoriatic arthritis, ichthyoses, bullous diseases, hidradenitis suppurativa, steatosis, steatohepatitis, non-alcoholic fatty liver disease (NAFLD), non-alcoholic

steatohepatitis (NASH), lupus erythematosus, Hashimoto's disease, pancreatitis, autoimmune diabetes, autoimmune ocular disease, ulcerative colitis, colitis, Crohn's disease, inflammatory bowel disease (IBD), inflammatory bowel syndrome (IBS), Sjogren's syndrome, optic neuritis, type I diabetes, neuromyelitis optica, Myasthenia

5 Gravis, Guillain-Barre syndrome, Graves' disease, scleritis, obesity, obesity-induced insulin resistance, type II diabetes, and cancer.

53. The compound, stereoisomer, or salt or composition for use according to claim 50 or the method according to claim 51, wherein the disease is selected from the group consisting of acne, atopic dermatitis, lichen planus, multiple sclerosis, rheumatoid

10 arthritis, juvenile idiopathic arthritis, osteoarthritis, ankylosing spondylitis, psoriasis, psoriatic arthritis, ichthyoses, bullous diseases, hidradenitis suppurativa, ulcerative colitis, colitis, Crohn's disease, inflammatory bowel disease (IBD) and lupus erythematosus.

54. A combination product comprising (i) at least a compound, stereoisomer, or salt according to any one of claims 1-47 and (ii) one or more active ingredients

15 selected from the group consisting of:

- a) Corticosteroids, such as prednisone, methylprednisolone or betamethasone;
- b) Immunosuppressants, such as cyclosporine, tacrolimus methotrexate,
- 20 hydroxyurea, mycophenolate mofetil, mycophenolic acid, sulfasalazine, 6-thioguanine or azathioprine;
- c) Fumaric acid esters, such as dimethyl fumarate;
- d) Dihydroorotate dehydrogenase (DHODH) inhibitors such as leflunomide;
- e) Retinoids, such as acitretin or isotretinoin;
- 25 f) Anti-inflammatories such as apremilast, crisaborole, celecoxib, diclofenac, aceclofenac, aspirin or naproxen;
- g) JAK inhibitors such as tofacitinib, baricitinib, upadacitinib, ruxolitinib or delgocitinib;
- 30 h) Antibiotics such as gentamicin;

- i) Anti-cancer agents such as lenalidomide, pomalidomide, pembrolizumab, nivolumab, daratumumab, bortezomib, carfilzomib, ixazomib, bendamustine or ventoclast;
- j) T-cell blockers such as alefacept or efalizumab;
- 5 k) Tumor necrosis factor-alpha (TNF-alpha) blockers such as etanercept, adalimumab, infliximab, golimumab, certolizumab pegol;
- l) interleukin 12/23 blockers such as ustekinumab;
- m) IL-23 blockers such as risankizumab, guselkumab or tildrakizumab;
- n) anti-IL4/IL13 antagonist such as dupilumab, lebrikizumab or
- 10 tralokinumab;
- o) IL-1 β blockers such as canakinumab;
- p) IL-alpha blockers such as bermekimab;
- q) CD6 blockers such as itolizumab;
- r) IL-36R blockers such as BI-655130 or bimekizumab;
- 15 s) IL-6 antagonist such as tocilizumab;
- t) Calcineurin inhibitors such as pimecrolimus, tacrolimus or cyclosporine;
- u) Phototherapy agents such as psoralen, methoxypsoralen or 5-methoxypsoralen + UVA (PUVA) or treatment with UVB (with or without tar);
- v) Fixed combinations of corticosteroids and vitamin D derivatives;
- 20 w) Fixed combinations of corticosteroids and retinoids;
- x) Corticosteroid tapes; and
- y) an agent selected from BMS986165, PF-06700841, PF-06826647, piclidenoson, tepilamide fumarate, LYC-30937, LEO-32731, BI-730357, PRCL-02, LNP-1955, GSK-2982772, CBP-307, KD-025, MP-1032, petesicatib, JTE-451, Hemay-
- 25 005, SM-04755, EDP-1815, BI-730460, SFA-002 ER, JNJ-3534, SAR-441169, BOS-172767, SCD-044, ABBV-157, BAY-1834845, AUR-101, R-835, PBF-1650, RTA-1701, AZD-0284, mirikizumab, CD20 antagonist, salicylic acid, coal tar, Mical-1, DUR-928, AM-001, BMX-010, TA-102, SNA-125, brepocitinib tosylate, pegcantratinib, ESR-114, NP-000888, SM-04755, BOS-475, SB-414, LEO-134310,
- 30 CBS-3595, PF-06763809, XCUR-17 or BTX-1308.