



(51) International Patent Classification:

H04W 74/00 (2009.01)

(21) International Application Number:

PCT/EP2019/085121

(22) International Filing Date:

13 December 2019 (13.12.2019)

(25) Filing Language:

English

(26) Publication Language:

English

(30) Priority Data:

PCT/CN2018/125733

29 December 2018 (29.12.2018) CN

(71) Applicant: **TELEFONAKTIEBOLAGET LM ERICSSON (PUBL)** [SE/SE]; 164 83 Stockholm (SE).

(72) Inventors: **LIN, Zhipeng**; No. 32, Chi Tian Road Jiangning, Development Zone, Nanjing, Jiangsu 211100 (CN). **HARRISON, Robert Mark**; 3208 Walker Place, Grapevine, Texas 76051 (US). **GRÖVLEN, Ashbjörn**; Lindhagensgatan 139, Igh 1403, 112 15 Stockholm (SE).

(74) Agent: **LAQUA, Bernd**; WUESTHOFF & WUESTHOFF Patentanwälte PartG mbB, Schweigerstrasse 2, 81541 München (DE).

(81) Designated States (unless otherwise indicated, for every kind of national protection available): AE, AG, AL, AM, AO, AT, AU, AZ, BA, BB, BG, BH, BN, BR, BW, BY, BZ, CA, CH, CL, CN, CO, CR, CU, CZ, DE, DJ, DK, DM, DO, DZ, EC, EE, EG, ES, FI, GB, GD, GE, GH, GM, GT, HN, HR, HU, ID, IL, IN, IR, IS, JO, JP, KE, KG, KH, KN, KP, KR, KW, KZ, LA, LC, LK, LR, LS, LU, LY, MA, MD, ME, MG, MK, MN, MW, MX, MY, MZ, NA, NG, NI, NO, NZ, OM, PA, PE, PG, PH, PL, PT, QA, RO, RS, RU, RW, SA, SC, SD, SE, SG, SK, SL, SM, ST, SV, SY, TH, TJ, TM, TN, TR, TT, TZ, UA, UG, US, UZ, VC, VN, ZA, ZM, ZW.

(84) Designated States (unless otherwise indicated, for every kind of regional protection available): ARIPO (BW, GH,

GM, KE, LR, LS, MW, MZ, NA, RW, SD, SL, ST, SZ, TZ, UG, ZM, ZW), Eurasian (AM, AZ, BY, KG, KZ, RU, TJ, TM), European (AL, AT, BE, BG, CH, CY, CZ, DE, DK, EE, ES, FI, FR, GB, GR, HR, HU, IE, IS, IT, LT, LU, LV, MC, MK, MT, NL, NO, PL, PT, RO, RS, SE, SI, SK, SM, TR), OAPI (BF, BJ, CF, CG, CI, CM, GA, GN, GQ, GW, KM, ML, MR, NE, SN, TD, TG).

Published:

— with international search report (Art. 21(3))

(54) Title: METHODS, BASE STATION AND TERMINAL DEVICE FOR TWO-STEP RANDOM ACCESS PROCEDURE




FIG. 3

(57) Abstract: Methods, a base station and a terminal device for two-step random access procedure are disclosed. According to an embodiment, the base station transmits a signalling message indicating a waveform of at least one of a preamble and a physical up-link shared channel (PUSCH) which are to be used for a request message in two-step random access procedure, through an air interface. The base station receives the request message based on the waveform of the at least one of the preamble and the PUSCH through the air interface in two-step random access procedure.

METHODS, BASE STATION AND TERMINAL DEVICE FOR TWO-STEP RANDOM ACCESS PROCEDURE

Technical Field

[0001] Embodiments of the disclosure generally relate to wireless communication, and, more particularly, to methods, a base station and a terminal device for two-step random access procedure.

Background

[0002] This section introduces aspects that may facilitate better understanding of the present disclosure. Accordingly, the statements of this section are to be read in this light and are not to be understood as admissions about what is in the prior art or what is not in the prior art.

[0003] In new radio (NR) system, a four-step approach as shown in FIG. 1 may be used for random access procedure. In this approach, the user equipment (UE) detects a synchronization signal (SS) and decodes the system information broadcasted in radio resource control (RRC) messages, followed by transmitting a physical random access channel (PRACH) preamble (message 1) in the uplink. The next generation node B (gNB) replies with a random access response (RAR, message 2). The UE then transmits a UE identification (message 3) on physical uplink shared channel (PUSCH).

[0004] The UE transmits PUSCH (message 3) after receiving a timing advance command in the RAR, allowing PUSCH to be received with a timing accuracy within the cyclic prefix (CP). Without this timing advance, a very large CP would be needed in order to be able to demodulate and detect PUSCH, unless the system is applied in a cell with very small distance between UE and gNB. Since NR will also support larger cells with a need for providing a timing advance to the UE, the four-step approach is needed for random access procedure.

[0005] In the 4-step random access channel (RACH) procedure, the waveform configuration for message 3 PUSCH is carried by RACH-ConfigCommon information element (IE) and defined in NR release 15 as below.

msg3-transformPrecoder

Enables the transform precoder for Msg3 transmission. If the field is absent, the UE disables the transformer precoder (see 3rd generation partnership project (3GPP) technical specification (TS) 38.213 V15.3.0, section 8.3).

Summary

[0006] This summary is provided to introduce a selection of concepts in a simplified form that are further described below in the detailed description. This summary is not intended to identify key features or essential features of the claimed subject matter, nor is it intended to be used to limit the scope of the claimed subject matter.

[0007] One of the objects of the disclosure is to provide improved solutions for two-step random access procedure.

[0008] According to a first aspect of the disclosure, there is provided a method in a base station. The method may comprise transmitting a signalling message indicating a waveform of at least one of a preamble and a PUSCH which are to be used for a request message in two-step random access procedure, through an air interface. The method may further comprise receiving the request message based on the waveform of the at least one of the preamble and the PUSCH through the air interface in two-step random access procedure.

[0009] In an embodiment of the disclosure, the signalling message may comprise at least one of a first parameter indicating the waveform of the preamble and a second parameter indicating the waveform of the PUSCH.

[0010] In an embodiment of the disclosure, the signalling message may be an RRC message.

[0011] In an embodiment of the disclosure, at least one of the first parameter and the second parameter may be a parameter in an RACH-ConfigCommon information element (IE).

[0012] In an embodiment of the disclosure, the first parameter may be configured to indicate a discrete Fourier transform-spread-orthogonal frequency division multiplexing (DFT-S-OFDM) waveform by a presence of the first parameter in the signalling message.

[0013] In an embodiment of the disclosure, the second parameter may be configured to indicate a DFT-S-OFDM waveform by a presence of the second parameter in the signalling message.

[0014] In an embodiment of the disclosure, the first parameter may be configured to have the same value as the second parameter.

[0015] In an embodiment of the disclosure, the signalling message may indicate the waveform of the preamble. The request message may be received based further on a waveform of a PUSCH which is predefined to be fixed, or the same as a waveform used for message 3 in four-step random access procedure, or related to PRACH configuration used for two-step or four-step random access procedure.

[0016] In an embodiment of the disclosure, the signalling message may indicate the waveform of the PUSCH. The request message may be received based further on a waveform of a preamble which is predefined to be either fixed or the same as a waveform used for message 1 in four-step random access procedure.

[0017] According to a second aspect of the disclosure, there is provided a method implemented in a communication system including a host computer, a base station and a terminal device. The method may comprise, at the host computer, providing user data. The method may further comprise, at the host computer, initiating a transmission carrying the user data to the terminal device via a cellular network comprising the base station. The base station may transmit a signalling message

indicating a waveform of at least one of a preamble and a PUSCH which are to be used for a request message in two-step random access procedure, through an air interface. The base station may receive the request message based on the waveform of the at least one of the preamble and the PUSCH through the air interface in two-step random access procedure.

[0018] In an embodiment of the disclosure, the method may further comprise, at the base station, transmitting the user data.

[0019] In an embodiment of the disclosure, the user data may be provided at the host computer by executing a host application. The method may further comprise, at the terminal device, executing a client application associated with the host application.

[0020] According to a third aspect of the disclosure, there is provided a method in a terminal device. The method comprises receiving, through an air interface, a signalling message indicating a waveform of at least one of a preamble and a PUSCH which are to be used for a request message in two-step random access procedure. The method may further comprise transmitting the request message based on the waveform of the at least one of the preamble and the PUSCH, through the air interface in two-step random access procedure.

[0021] In an embodiment of the disclosure, the signalling message may comprise at least one of a first parameter indicating the waveform of the preamble and a second parameter indicating the waveform of the PUSCH.

[0022] In an embodiment of the disclosure, the signalling message may be an RRC message.

[0023] In an embodiment of the disclosure, at least one of the first parameter and the second parameter may be a parameter in an RACH-ConfigCommon IE.

[0024] In an embodiment of the disclosure, the request message may be transmitted by using a DFT-S-OFDM waveform for the preamble, in response to a presence of the first parameter in the signalling message.

[0025] In an embodiment of the disclosure, the request message may be transmitted by using a DFT-S-OFDM waveform for the PUSCH, in response to a presence of the second parameter in the signalling message.

[0026] In an embodiment of the disclosure, the first parameter may be configured to have the same value as the second parameter.

[0027] In an embodiment of the disclosure, the signalling message may indicate the waveform of the preamble. The request message may be transmitted based further on a waveform of a PUSCH which is predefined to be fixed, or the same as a waveform used for message 3 in four-step random access procedure, or related to PRACH configuration used for two-step or four-step random access procedure.

[0028] In an embodiment of the disclosure, the signalling message may indicate the waveform of the PUSCH. The request message may be transmitted based further on a waveform of a preamble which is predefined to be either fixed or the same as a waveform used for message 1 in four-step random access procedure.

[0029] According to a fourth aspect of the disclosure, there is provided a method implemented in a communication system including a host computer, a base station and a terminal device. The method may comprise, at the host computer, providing user data. The method may further comprise, at the host computer, initiating a transmission carrying the user data to the terminal device via a cellular network comprising the base station. The terminal device may receive, through an air interface, a signalling message indicating a waveform of at least one of a preamble and a PUSCH which are to be used for a request message in two-step random access procedure. The terminal device may transmit the request message based on the SCS of

the at least one of the preamble and the PUSCH, through the air interface in two-step random access procedure.

[0030] In an embodiment of the disclosure, the method may further comprise, at the terminal device, receiving the user data from the base station.

[0031] According to a fifth aspect of the disclosure, there is provided a method in a base station. The method may comprise receiving a request message through an air interface in two-step random access procedure based on a waveform of a PUSCH. The waveform of the PUSCH may be predefined to be fixed, or the same as a waveform used for message 3 in four-step random access procedure, or related to PRACH configuration used for two-step or four-step random access procedure.

[0032] In an embodiment of the disclosure, the waveform of the PUSCH may be the same as a waveform of a preamble in two-step random access procedure.

[0033] According to a sixth aspect of the disclosure, there is provided a method implemented in a communication system including a host computer, a base station and a terminal device. The method may comprise, at the host computer, receiving, from the base station, user data originating from a transmission which the base station has received from the terminal device. The base station may receive a request message through an air interface in two-step random access procedure based on a waveform of a PUSCH. The waveform of the PUSCH may be predefined to be fixed, or the same as a waveform used for message 3 in four-step random access procedure, or related to PRACH configuration used for two-step or four-step random access procedure.

[0034] In an embodiment of the disclosure, the method may further comprise, at the base station, receiving the user data from the terminal device.

[0035] In an embodiment of the disclosure, the method may further comprise, at the base station, initiating a transmission of the received user data to the host computer.

[0036] According to a seventh aspect of the disclosure, there is provided a method in a terminal device. The method may comprise transmitting a request message through an air interface in two-step random access procedure based on a waveform of a PUSCH. The waveform of the PUSCH may be predefined to be fixed, or the same as a waveform used for message 3 in four-step random access procedure, or related to PRACH configuration used for two-step or four-step random access procedure.

[0037] In an embodiment of the disclosure, the waveform of the PUSCH may be the same as a waveform of a preamble in two-step random access procedure.

[0038] In an embodiment of the disclosure, the method may further comprise providing user data. The method may further comprise forwarding the user data to a host computer via the transmission to a base station.

[0039] According to an eighth aspect of the disclosure, there is provided a method implemented in a communication system including a host computer, a base station and a terminal device. The method may comprise, at the host computer, receiving user data transmitted to the base station from the terminal device. The terminal device may transmit a request message through an air interface in two-step random access procedure based on a waveform of a PUSCH. The waveform of the PUSCH may be predefined to be fixed, or the same as a waveform used for message 3 in four-step random access procedure, or related to PRACH configuration used for two-step or four-step random access procedure.

[0040] In an embodiment of the disclosure, the method may further comprise, at the terminal device, providing the user data to the base station.

[0041] In an embodiment of the disclosure, the method may further comprise, at the terminal device, executing a client application, thereby providing the user data to be transmitted. The method may further comprise, at the host computer, executing a host application associated with the client application.

[0042] In an embodiment of the disclosure, the method may further comprise, at the terminal device, executing a client application. The method may further comprise, at the terminal device, receiving input data to the client application. The input data may be provided at the host computer by executing a host application associated with the client application. The user data to be transmitted may be provided by the client application in response to the input data.

[0043] According to a ninth aspect of the disclosure, there is provided a method in a base station. The method may comprise receiving a request message through an air interface in two-step random access procedure based on a waveform of a preamble. The waveform of the preamble may be predefined to be either fixed or the same as a waveform used for message 1 in four-step random access procedure.

[0044] According to a tenth aspect of the disclosure, there is provided a method in a terminal device. The method may comprise transmitting a request message through an air interface in two-step random access procedure based on a waveform of a preamble. The waveform of the preamble may be predefined to be either fixed or the same as a waveform used for message 1 in four-step random access procedure.

[0045] According to an eleventh aspect of the disclosure, there is provided a method in a base station. The method may comprise receiving a request message through an air interface in two-step random access procedure based on a waveform of a PUSCH and a waveform of a preamble. The waveform of the PUSCH may be predefined to be fixed, or the same as a waveform used for message 3 in four-step random access procedure, or related to PRACH configuration used for two-step or four-step random access procedure. The waveform of the preamble may be predefined to be either fixed or the same as a waveform used for message 1 in four-step random access procedure.

[0046] According to a twelfth aspect of the disclosure, there is provided a method in a terminal device. The method may comprise transmitting a request message through an air interface in two-step random access procedure based on a waveform of a PUSCH and a waveform of a preamble. The waveform of the PUSCH may be predefined to be

fixed, or the same as a waveform used for message 3 in four-step random access procedure, or related to PRACH configuration used for two-step or four-step random access procedure. The waveform of the preamble may be predefined to be either fixed or the same as a waveform used for message 1 in four-step random access procedure.

[0047] According to a thirteenth aspect of the disclosure, there is provided a base station. The base station may comprise at least one processor and at least one memory. The at least one memory may contain instructions executable by the at least one processor, whereby the base station may be operative to transmit a signalling message indicating a waveform of at least one of a preamble and a PUSCH which are to be used for a request message in two-step random access procedure, through an air interface. The base station may be further operative to receive the request message based on the waveform of the at least one of the preamble and the PUSCH through the air interface in two-step random access procedure.

[0048] In an embodiment of the disclosure, the base station may be operative to perform the method according to the above first aspect.

[0049] According to a fourteenth aspect of the disclosure, there is provided a communication system including a host computer. The host computer may comprise processing circuitry configured to provide user data and a communication interface configured to forward the user data to a cellular network for transmission to a terminal device. The cellular network may comprise a base station having a radio interface and processing circuitry. The base station's processing circuitry may be configured to transmit a signalling message indicating a waveform of at least one of a preamble and a PUSCH which are to be used for a request message in two-step random access procedure, through an air interface. The base station's processing circuitry may be further configured to receive the request message based on the waveform of the at least one of the preamble and the PUSCH through the air interface in two-step random access procedure.

[0050] In an embodiment of the disclosure, the communication system may further include the base station.

[0051] In an embodiment of the disclosure, the communication system may further include the terminal device. The terminal device may be configured to communicate with the base station.

[0052] In an embodiment of the disclosure, the processing circuitry of the host computer may be configured to execute a host application, thereby providing the user data. The terminal device may comprise processing circuitry configured to execute a client application associated with the host application.

[0053] According to a fifteenth aspect of the disclosure, there is provided a terminal device. The terminal device may comprise at least one processor and at least one memory. The at least one memory may contain instructions executable by the at least one processor, whereby the terminal device may be operative to receive, through an air interface, a signalling message indicating a waveform of at least one of a preamble and a PUSCH which are to be used for a request message in two-step random access procedure. The terminal device may be further operative to transmit the request message based on the waveform of the at least one of the preamble and the PUSCH, through the air interface in two-step random access procedure.

[0054] In an embodiment of the disclosure, the terminal device may be operative to perform the method according to the above third aspect.

[0055] According to a sixteenth aspect of the disclosure, there is provided a communication system including a host computer. The host computer may comprise processing circuitry configured to provide user data and a communication interface configured to forward user data to a cellular network for transmission to a terminal device. The terminal device may comprise a radio interface and processing circuitry. The terminal device's processing circuitry may be configured to receive, through an air interface, a signalling message indicating a waveform of at least one of a preamble

and a PUSCH which are to be used for a request message in two-step random access procedure. The terminal device's processing circuitry may be configured to transmit the request message based on the waveform of the at least one of the preamble and the PUSCH, through the air interface in two-step random access procedure.

[0056] In an embodiment of the disclosure, the communication system may further include the terminal device.

[0057] In an embodiment of the disclosure, the cellular network may further include a base station configured to communicate with the terminal device.

[0058] In an embodiment of the disclosure, the processing circuitry of the host computer may be configured to execute a host application, thereby providing the user data. The terminal device's processing circuitry may be configured to execute a client application associated with the host application.

[0059] According to a seventeenth aspect of the disclosure, there is provided a base station. The base station may comprise at least one processor and at least one memory. The at least one memory may contain instructions executable by the at least one processor, whereby the base station may be operative to receive a request message through an air interface in two-step random access procedure based on a waveform of a PUSCH. The waveform of the PUSCH may be predefined to be fixed, or the same as a waveform used for message 3 in four-step random access procedure, or related to PRACH configuration used for two-step or four-step random access procedure.

[0060] According to an eighteenth aspect of the disclosure, there is provided a communication system including a host computer. The host computer may comprise a communication interface configured to receive user data originating from a transmission from a terminal device to a base station. The base station may comprise a radio interface and processing circuitry. The base station's processing circuitry may be configured to receive a request message through an air interface in two-step

random access procedure based on a waveform of a PUSCH. The waveform of the PUSCH may be predefined to be fixed, or the same as a waveform used for message 3 in four-step random access procedure, or related to PRACH configuration used for two-step or four-step random access procedure.

[0061] In an embodiment of the disclosure, the communication system may further include the base station.

[0062] In an embodiment of the disclosure, the communication system may further include the terminal device. The terminal device may be configured to communicate with the base station.

[0063] In an embodiment of the disclosure, the processing circuitry of the host computer may be configured to execute a host application. The terminal device may be configured to execute a client application associated with the host application, thereby providing the user data to be received by the host computer.

[0064] According to a nineteenth aspect of the disclosure, there is provided a terminal device. The terminal device may comprise at least one processor and at least one memory. The at least one memory may contain instructions executable by the at least one processor, whereby the terminal device may be operative to transmit a request message through an air interface in two-step random access procedure based on a waveform of a PUSCH. The waveform of the PUSCH may be predefined to be fixed, or the same as a waveform used for message 3 in four-step random access procedure, or related to PRACH configuration used for two-step or four-step random access procedure.

[0065] According to a twentieth aspect of the disclosure, there is provided a communication system including a host computer. The host computer may comprise a communication interface configured to receive user data originating from a transmission from a terminal device to a base station. The terminal device may comprise a radio interface and processing circuitry. The terminal device's processing

circuitry may be configured to transmit a request message through an air interface in two-step random access procedure based on a waveform of a PUSCH. The waveform of the PUSCH may be predefined to be fixed, or the same as a waveform used for message 3 in four-step random access procedure, or related to PRACH configuration used for two-step or four-step random access procedure.

[0066] In an embodiment of the disclosure, the communication system may further include the terminal device.

[0067] In an embodiment of the disclosure, the communication system may further include the base station. The base station may comprise a radio interface configured to communicate with the terminal device and a communication interface configured to forward to the host computer the user data carried by a transmission from the terminal device to the base station.

[0068] In an embodiment of the disclosure, the processing circuitry of the host computer may be configured to execute a host application. The terminal device's processing circuitry may be configured to execute a client application associated with the host application, thereby providing the user data.

[0069] In an embodiment of the disclosure, the processing circuitry of the host computer may be configured to execute a host application, thereby providing request data. The terminal device's processing circuitry may be configured to execute a client application associated with the host application, thereby providing the user data in response to the request data.

[0070] According to a twenty-first aspect of the disclosure, there is provided a base station. The base station may comprise at least one processor and at least one memory. The at least one memory may contain instructions executable by the at least one processor, whereby the base station may be operative to receive a request message through an air interface in two-step random access procedure based on a waveform of a preamble. The waveform of the preamble may be predefined to be

either fixed or the same as a waveform used for message 1 in four-step random access procedure.

[0071] According to a twenty-second aspect of the disclosure, there is provided a terminal device. The terminal device may comprise at least one processor and at least one memory. The at least one memory may contain instructions executable by the at least one processor, whereby the terminal device may be operative to transmit a request message through an air interface in two-step random access procedure based on a waveform of a preamble. The waveform of the preamble may be predefined to be either fixed or the same as a waveform used for message 1 in four-step random access procedure.

[0072] According to a twenty-third aspect of the disclosure, there is provided a base station. The base station may comprise at least one processor and at least one memory. The at least one memory may contain instructions executable by the at least one processor, whereby the base station may be operative to receive a request message through an air interface in two-step random access procedure based on a waveform of a PUSCH and a waveform of a preamble. The waveform of the PUSCH may be predefined to be fixed, or the same as a waveform used for message 3 in four-step random access procedure, or related to PRACH configuration used for two-step or four-step random access procedure. The waveform of the preamble may be predefined to be either fixed or the same as a waveform used for message 1 in four-step random access procedure.

[0073] According to a twenty-fourth aspect of the disclosure, there is provided a terminal device. The terminal device may comprise at least one processor and at least one memory. The at least one memory may contain instructions executable by the at least one processor, whereby the terminal device may be operative to transmit a request message through an air interface in two-step random access procedure based on a waveform of a PUSCH and a waveform of a preamble. The waveform of the PUSCH may be predefined to be fixed, or the same as a waveform used for message 3

in four-step random access procedure, or related to PRACH configuration used for two-step or four-step random access procedure. The waveform of the preamble may be predefined to be either fixed or the same as a waveform used for message 1 in four-step random access procedure.

[0074] According to a twenty-fifth aspect of the disclosure, there is provided a computer program product. The computer program product may comprise instructions which when executed by at least one processor, cause the at least one processor to perform the method according to any of the above first, third, fifth, seventh, ninth, tenth, eleventh and twelfth aspects.

[0075] According to a twenty-sixth aspect of the disclosure, there is provided a computer readable storage medium. The computer readable storage medium may comprise instructions which when executed by at least one processor, cause the at least one processor to perform the method according to any of the above first, third, fifth, seventh, ninth, tenth, eleventh and twelfth aspects.

[0076] According to a twenty-seventh aspect of the disclosure, there is provided a base station. The base station may comprise a transmission module for transmitting a signalling message indicating a waveform of at least one of a preamble and a PUSCH which are to be used for a request message in two-step random access procedure, through an air interface. The base station may further comprise a reception module for receiving the request message based on the waveform of the at least one of the preamble and the PUSCH through the air interface in two-step random access procedure.

[0077] According to a twenty-eighth aspect of the disclosure, there is provided a terminal device. The terminal device may comprise a reception module for receiving, through an air interface, a signalling message indicating a waveform of at least one of a preamble and a PUSCH which are to be used for a request message in two-step random access procedure. The terminal device may further comprise a transmission module for transmitting the request message based on the waveform of the at least one

of the preamble and the PUSCH, through the air interface in two-step random access procedure.

[0078] According to a twenty-ninth aspect of the disclosure, there is provided a base station. The base station may comprise a reception module for receiving a request message through an air interface in two-step random access procedure based on a waveform of a PUSCH. The waveform of the PUSCH may be predefined to be fixed, or the same as a waveform used for message 3 in four-step random access procedure, or related to PRACH configuration used for two-step or four-step random access procedure.

[0079] According to a thirtieth aspect of the disclosure, there is provided a terminal device. The terminal device may comprise a transmission module for transmitting a request message through an air interface in two-step random access procedure based on a waveform of a PUSCH. The waveform of the PUSCH may be predefined to be fixed, or the same as a waveform used for message 3 in four-step random access procedure, or related to PRACH configuration used for two-step or four-step random access procedure.

[0080] According to a thirty-first aspect of the disclosure, there is provided a base station. The base station may comprise a reception module for receiving a request message through an air interface in two-step random access procedure based on a waveform of a preamble. The waveform of the preamble may be predefined to be either fixed or the same as a waveform used for message 1 in four-step random access procedure.

[0081] According to a thirty-second aspect of the disclosure, there is provided a terminal device. The terminal device may comprise a transmission module for transmitting a request message through an air interface in two-step random access procedure based on a waveform of a preamble. The waveform of the preamble may be predefined to be either fixed or the same as a waveform used for message 1 in four-step random access procedure.

[0082] According to a thirty-third aspect of the disclosure, there is provided a base station. The base station may comprise a reception module for receiving a request message through an air interface in two-step random access procedure based on a waveform of a PUSCH and a waveform of a preamble. The waveform of the PUSCH may be predefined to be fixed, or the same as a waveform used for message 3 in four-step random access procedure, or related to PRACH configuration used for two-step or four-step random access procedure. The waveform of the preamble may be predefined to be either fixed or the same as a waveform used for message 1 in four-step random access procedure.

[0083] According to a thirty-fourth aspect of the disclosure, there is provided a terminal device. The terminal device may comprise a transmission module for transmitting a request message through an air interface in two-step random access procedure based on a waveform of a PUSCH and a waveform of a preamble. The waveform of the PUSCH may be predefined to be fixed, or the same as a waveform used for message 3 in four-step random access procedure, or related to PRACH configuration used for two-step or four-step random access procedure. The waveform of the preamble may be predefined to be either fixed or the same as a waveform used for message 1 in four-step random access procedure.

[0084] According to a thirty-fifth aspect of the disclosure, there is provided a method implemented in a communication system including a base station and a terminal device. The method may comprise, at the base station, transmitting a signalling message indicating a waveform of at least one of a preamble and a PUSCH which are to be used for a request message in two-step random access procedure, through an air interface. The method may further comprise, at the terminal device, receiving, through an air interface, the signalling message indicating the waveform of the at least one of the preamble and the PUSCH which are to be used for a request message in two-step random access procedure. The method may further comprise, at the terminal device, transmitting the request message based on the waveform of the at least one of the preamble and the PUSCH, through the air interface in two-step random access

procedure. The method may further comprise, at the base station, receiving the request message based on the waveform of the at least one of the preamble and the PUSCH through the air interface in two-step random access procedure.

[0085] Some embodiment(s) described herein may facilitate the implementation of the two-step random access procedure.

Brief Description of the Drawings

[0086] These and other objects, features and advantages of the disclosure will become apparent from the following detailed description of illustrative embodiments thereof, which are to be read in connection with the accompanying drawings.

[0087] FIG. 1 is a diagram illustrating a four-step random access procedure in NR;

[0088] FIG. 2 is a diagram illustrating a two-step random access procedure in NR;

[0089] FIG. 3 is a flowchart illustrating a method in a base station according to an embodiment of the disclosure;

[0090] FIG. 4 is a flowchart illustrating a method in a terminal device according to an embodiment of the disclosure;

[0091] FIG. 5 is a flowchart illustrating a method in a base station according to another embodiment of the disclosure;

[0092] FIG. 6 is a flowchart illustrating a method in a terminal device according to another embodiment of the disclosure;

[0093] FIG. 7 is a block diagram showing an apparatus suitable for use in practicing some embodiments of the disclosure;

[0094] FIG. 8 is a diagram showing a telecommunication network connected via an intermediate network to a host computer in accordance with some embodiments;

[0095] FIG. 9 is a diagram showing a host computer communicating via a base station with a user equipment in accordance with some embodiments;

[0096] FIG. 10 is a flowchart illustrating a method implemented in a communication system in accordance with some embodiments;

[0097] FIG. 11 is a flowchart illustrating a method implemented in a communication system in accordance with some embodiments;

[0098] FIG. 12 is a flowchart illustrating a method implemented in a communication system in accordance with some embodiments; and

[0099] FIG. 13 is a flowchart illustrating a method implemented in a communication system in accordance with some embodiments.

Detailed Description

[00100] For the purpose of explanation, details are set forth in the following description in order to provide a thorough understanding of the embodiments disclosed. It is apparent, however, to those skilled in the art that the embodiments may be implemented without these specific details or with an equivalent arrangement.

[00101] A 2-step RACH procedure has been approved as a work item for NR release 16. As illustrated in FIG. 2, the initial access is completed in only two steps. At the first step, the UE sends a message A including random access preamble together with higher layer data such as radio resource control (RRC) connection request possibly with some small payload on PUSCH. At the second step, the gNB sends a RAR (actually called message B) including UE identifier assignment, timing advance information, and contention resolution message, etc.

[00102] In 2-step RACH procedure, the preamble and message 3 PUSCH will be transmitted by UE in one message called message A before UE receives the random access response (message B). Therefore, it would be desirable to provide a solution for determining (or defining) the waveform of PUSCH and/or preamble for the decoding of PUSCH and/or the detection of preamble in this message A.

[00103] The present disclosure proposes improved solutions for two-step random access procedure. These solutions may be applied to a wireless communication

system including a terminal device and a base station. The terminal device can communicate through a radio access communication link with the base station. The base station can provide radio access communication links to terminal devices that are within its communication service cell. The base station may be, for example, a gNB in NR. Note that the communications may be performed between the terminal device and the base station according to any suitable communication standards and protocols. The terminal device may also be referred to as, for example, device, access terminal, user equipment (UE), mobile station, mobile unit, subscriber station, or the like. It may refer to any end device that can access a wireless communication network and receive services therefrom. By way of example and not limitation, the terminal device may include a portable computer, an image capture terminal device such as a digital camera, a gaming terminal device, a music storage and playback appliance, a mobile phone, a cellular phone, a smart phone, a tablet, a wearable device, a personal digital assistant (PDA), or the like.

[00104] In an Internet of things (IoT) scenario, a terminal device may represent a machine or other device that performs monitoring and/or measurements, and transmits the results of such monitoring and/or measurements to another terminal device and/or a network equipment. In this case, the terminal device may be a machine-to-machine (M2M) device, which may, in a 3rd generation partnership project (3GPP) context, be referred to as a machine-type communication (MTC) device. Particular examples of such machines or devices may include sensors, metering devices such as power meters, industrial machineries, bikes, vehicles, or home or personal appliances, e.g. refrigerators, televisions, personal wearables such as watches, and so on.

[00105] Now, several embodiments will be described to explain the improved solutions for two-step random access procedure. As a first embodiment, an additional parameter may be introduced in a signalling message (or messages) such as an RRC message to indicate the waveform of PUSCH in message A. As an exemplary example, a new parameter “msgA-transformPrecoder” may be defined in RACH-ConfigCommon information element (IE) as below.

msgA-transformPrecoder

Enables the transformer precoder for the transmission of PUSCH in message A. If the field is absent, the UE disables the transformer precoder (see 3GPP TS 38.213, section 8.3).

The transformer precoder mentioned above is used to apply a DFT transformation to generate signals or channels with DFT-S-OFDM waveform. If the transformer precoder is disabled, a cyclic prefix-orthogonal frequency division multiplexing (CP-OFDM) waveform is generated. The details of transform precoding may be obtained from section 6.3.1.4 of 3GPP TS 38.211 V15.3.0.

[00106] For example, the updated RACH-ConfigCommon IE may be represented as below. The new parameter is highlighted with underline.

RACH-ConfigCommon IE

```
-- ASN1START
-- TAG-RACH-CONFIG-COMMON-START

RACH-ConfigCommon ::=
    rach-ConfigGeneric
    totalNumberOfRA-Preambles
    OPTIONAL, -- Need S
    ssb-perRACH-OccasionAndCB-PreamblesPerSSB CHOICE {
        oneEighth ENUMERATED
        {n4,n8,n12,n16,n20,n24,n28,n32,n36,n40,n44,n48,n52,n56,n60,n64},
        oneFourth ENUMERATED
        {n4,n8,n12,n16,n20,n24,n28,n32,n36,n40,n44,n48,n52,n56,n60,n64},
        oneHalf ENUMERATED
        {n4,n8,n12,n16,n20,n24,n28,n32,n36,n40,n44,n48,n52,n56,n60,n64},
        one ENUMERATED
        {n4,n8,n12,n16,n20,n24,n28,n32,n36,n40,n44,n48,n52,n56,n60,n64},
        two ENUMERATED
        {n4,n8,n12,n16,n20,n24,n28,n32},
        four INTEGER (1..16),
        eight INTEGER (1..8),
        sixteen INTEGER (1..4)
    }
    OPTIONAL, -- Need M

    groupBconfigured
    ra-Msg3SizeGroupA
    b256, b282, b480, b640,
    spare6, spare5, spare4, spare3, spare2, spare1},
    messagePowerOffsetGroupB
    dB5, dB8, dB10, dB12, dB15, dB18},
    numberOfRA-PreamblesGroupA
    }
    OPTIONAL, -- Need R
```

```

        ra-ContentionResolutionTimer          ENUMERATED { sf8, sf16, sf24,
sf32, sf40, sf48, sf56, sf64},
        rsrp-ThresholdSSB                     RSRP-Range
OPTIONAL, -- Need R
        rsrp-ThresholdSSB-SUL                 RSRP-Range
OPTIONAL, -- Cond SUL
        prach-RootSequenceIndex               CHOICE {
            1839                               INTEGER (0..837),
            1139                               INTEGER (0..137)
        },
        msg1-SubcarrierSpacing                 SubcarrierSpacing
OPTIONAL, -- Cond L139Need S
        restrictedSetConfig                     ENUMERATED {unrestrictedSet,
restrictedSetTypeA, restrictedSetTypeB},
        msg3-transformPrecoder                 ENUMERATED {enabled}
OPTIONAL, -- Need R
        msgA-transformPrecoder                 ENUMERATED {enabled}
OPTIONAL, -- Need R
        ...
    }

-- TAG-RACH-CONFIG-COMMON-STOP
-- ASN1STOP

```

[00107] As a second embodiment, the waveform of PUSCH in message A in 2-step RACH procedure may be always the same as the waveform of message 3 in 4-step RACH procedure.

[00108] As a third embodiment, a fixed configuration for the waveform of PUSCH in message A may be always used. For example, the CP-OFDM may be always used for PUSCH in message A in 2-step RACH procedure.

[00109] As a fourth embodiment, the waveform determination may be also related to other (means other than the parameter “msg3-transformPrecoder”) PRACH configuration(s). For example, when a short sequence is configured for PRACH preamble, the PUSCH waveform may be discrete Fourier transform-spread-OFDM (DFT-S-OFDM) only.

[00110] As a fifth embodiment, the first to fourth embodiments above may also be applied to the waveform determination for preamble in message A. As a sixth embodiment, the same waveform for PUSCH and preamble in message A may be required for the simplicity of receiving both PUSCH and preamble in message A.

[00111] Hereinafter, the solutions will be further described with reference to FIGs. 3-13. FIG. 3 is a flowchart illustrating a method in a base station according to an

embodiment of the disclosure. At block 302, the base station transmits a signalling message indicating a waveform of at least one of a preamble and a PUSCH which are to be used for a request message in two-step random access procedure, through an air interface. The request message may refer to message A in two-step random access procedure. The signalling message may indicate the waveform in various ways. For example, the signalling message may include at least one of a first parameter indicating the waveform of the preamble and a second parameter indicating the waveform of the PUSCH. That is, there may be three options. As the first option, the signalling message includes both the first parameter and the second parameter. As the second option, the signalling message includes the second parameter but does not include the first parameter. As the third option, the signalling message includes the first parameter but does not include the second parameter. Optionally, the first parameter may be configured to indicate a DFT-S-OFDM waveform by a presence of the first parameter in the signalling message. Similarly, the second parameter may be configured to indicate a DFT-S-OFDM waveform by a presence of the second parameter in the signalling message. Optionally, the first parameter may be configured to have the same value as the second parameter.

[00112] In a case that the signalling message is an RRC message, at least one of the first parameter and the second parameter may be a parameter in an RACH-ConfigCommon information element (IE). Note that the RRC message is merely an exemplary example and the signalling message may take any other suitable form depending on the specific application scenario.

[00113] At block 304, the base station receives the request message based on the waveform of the at least one of the preamble and the PUSCH through the air interface in two-step random access procedure. In the above first option where the signalling message indicates both the waveform of the preamble and the waveform of the PUSCH, the request message may be received based on the two waveforms indicated by the signalling message. In the above second option where the signalling message indicates the waveform of the PUSCH, the request message may be received based on

the indicated waveform of the PUSCH and a waveform of a preamble which is predefined to be either fixed or the same as a waveform used for message 1 in four-step random access procedure. In the above third option where the signalling message indicates the waveform of the preamble, the request message may be received based on the indicated waveform of the preamble and a waveform of a PUSCH which is predefined to be fixed, or the same as a waveform used for message 3 in four-step random access procedure, or related to PRACH configuration used for two-step or four-step random access procedure. In this way, the preamble can be detected and/or the PUSCH can be decoded by the base station during reception of the request message in two-step random access procedure.

[00114] FIG. 4 is a flowchart illustrating a method in a terminal device according to an embodiment of the disclosure. At block 402, the terminal device receives, through an air interface, a signalling message indicating a waveform of at least one of a preamble and a PUSCH which are to be used for a request message in two-step random access procedure. Block 402 corresponds to block 302 and the details thereof are omitted here for brevity.

[00115] At block 404, the terminal device transmits the request message based on the waveform of the at least one of the preamble and the PUSCH, through the air interface in two-step random access procedure. In the above first option where the signalling message indicates both the waveform of the preamble and the waveform of the PUSCH, the request message may be transmitted based on the two waveforms indicated by the signalling message. In the above second option where the signalling message indicates the waveform of the PUSCH, the request message may be transmitted based on the indicated waveform of the PUSCH and a waveform of a preamble which is predefined to be either fixed or the same as a waveform used for message 1 in four-step random access procedure. In the above third option where the signalling message indicates the waveform of the preamble, the request message may be transmitted based on the indicated waveform of the preamble and a waveform of a PUSCH which is predefined to be fixed, or the same as a waveform used for message

3 in four-step random access procedure, or related to PRACH configuration used for two-step or four-step random access procedure. Optionally, the request message may be transmitted by using a DFT-S-OFDM waveform for the preamble, in response to a presence of the first parameter in the signalling message. Similarly, the request message may be transmitted by using a DFT-S-OFDM waveform for the PUSCH, in response to a presence of the second parameter in the signalling message. Optionally, the first parameter may be configured to have the same value as the second parameter.

[00116] Based on the above description, in at least one aspect, the present disclosure provides a method implemented in a communication system including a base station and a terminal device. The method may comprise, at the base station, transmitting a signalling message indicating a waveform of at least one of a preamble and a PUSCH which are to be used for a request message in two-step random access procedure, through an air interface. The method may further comprise, at the terminal device, receiving, through an air interface, the signalling message indicating the waveform of the at least one of the preamble and the PUSCH which are to be used for a request message in two-step random access procedure. The method may further comprise, at the terminal device, transmitting the request message based on the waveform of the at least one of the preamble and the PUSCH, through the air interface in two-step random access procedure. The method may further comprise, at the base station, receiving the request message based on the waveform of the at least one of the preamble and the PUSCH through the air interface in two-step random access procedure.

[00117] FIG. 5 is a flowchart illustrating a method in a base station according to another embodiment of the disclosure. At block 502, the base station receives a request message through an air interface in two-step random access procedure based on a waveform of a PUSCH. The waveform of the PUSCH is predefined to be fixed, or the same as a waveform used for message 3 in four-step random access procedure, or related to PRACH configuration used for two-step or four-step random access procedure. Since the waveform of PUSCH is predefined for the base station, no

additional signaling needs to be introduced in message A. Optionally, the waveform of the PUSCH may be the same as a waveform of a preamble in two-step random access procedure.

[00118] FIG. 6 is a flowchart illustrating a method in a terminal device according to another embodiment of the disclosure. At block 602, the terminal device transmits a request message through an air interface in two-step random access procedure based on a waveform of a PUSCH. The waveform of the PUSCH is predefined to be fixed, or the same as a waveform used for message 3 in four-step random access procedure, or related to PRACH configuration used for two-step or four-step random access procedure. Since the waveform of PUSCH is predefined for the terminal device, no additional signaling needs to be introduced in message A. Optionally, the waveform of the PUSCH may be the same as a waveform of a preamble in two-step random access procedure. It should be noted that two blocks shown in succession in the figures may, in fact, be executed substantially concurrently, or the blocks may sometimes be executed in the reverse order, depending upon the functionality involved.

[00119] As another embodiment, the present disclosure provides a method in a base station. In the method, the base station receives a request message through an air interface in two-step random access procedure based on a waveform of a preamble. The waveform of the preamble is predefined to be either fixed or the same as a waveform used for message 1 in four-step random access procedure.

[00120] As another embodiment, the present disclosure provides a method in a terminal device. In the method, the terminal device transmits a request message through an air interface in two-step random access procedure based on a waveform of a preamble. The waveform of the preamble is predefined to be either fixed or the same as a waveform used for message 1 in four-step random access procedure.

[00121] It should be noted that any combination of the above embodiments is possible. For instance, as another embodiment, the present disclosure provides a

method in a base station. In the method, the base station receives a request message through an air interface in two-step random access procedure based on a waveform of a PUSCH and a waveform of a preamble. The waveform of the PUSCH is predefined to be fixed, or the same as a waveform used for message 3 in four-step random access procedure, or related to PRACH configuration used for two-step or four-step random access procedure. The waveform of the preamble is predefined to be either fixed or the same as a waveform used for message 1 in four-step random access procedure.

[00122] Correspondingly, as another embodiment, the present disclosure provides a method in a terminal device. In the method, the terminal device transmits a request message through an air interface in two-step random access procedure based on a waveform of a PUSCH and a waveform of a preamble. The waveform of the PUSCH is predefined to be fixed, or the same as a waveform used for message 3 in four-step random access procedure, or related to PRACH configuration used for two-step or four-step random access procedure. The waveform of the preamble is predefined to be either fixed or the same as a waveform used for message 1 in four-step random access procedure.

[00123] FIG. 7 is a block diagram showing an apparatus suitable for use in practicing some embodiments of the disclosure. For example, any one of the terminal device and the base station described above may be implemented through the apparatus 700. As shown, the apparatus 700 may include a processor 710, a memory 720 that stores a program, and optionally a communication interface 730 for communicating data with other external devices through wired and/or wireless communication.

[00124] The program includes program instructions that, when executed by the processor 710, enable the apparatus 700 to operate in accordance with the embodiments of the present disclosure, as discussed above. That is, the embodiments of the present disclosure may be implemented at least in part by computer software executable by the processor 710, or by hardware, or by a combination of software and hardware.

[00125] The memory 720 may be of any type suitable to the local technical environment and may be implemented using any suitable data storage technology, such as semiconductor based memory devices, flash memories, magnetic memory devices and systems, optical memory devices and systems, fixed memories and removable memories. The processor 710 may be of any type suitable to the local technical environment, and may include one or more of general purpose computers, special purpose computers, microprocessors, digital signal processors (DSPs) and processors based on multi-core processor architectures, as non-limiting examples.

[00126] As another embodiment, the base station may comprise a transmission module and a reception module. The transmission module may be configured to transmit a signalling message indicating a waveform of at least one of a preamble and a PUSCH which are to be used for a request message in two-step random access procedure, through an air interface, as described above with respect to block 302. The reception module may be configured to receive the request message based on the waveform of the at least one of the preamble and the PUSCH through the air interface in two-step random access procedure, as described above with respect to block 304.

[00127] As another embodiment, the terminal device may comprise a reception module and a transmission module. The reception module may be configured to receive, through an air interface, a signalling message indicating a waveform of at least one of a preamble and a PUSCH which are to be used for a request message in two-step random access procedure, as described above with respect to block 402. The transmission module may be configured to transmit the request message based on the waveform of the at least one of the preamble and the PUSCH, through the air interface in two-step random access procedure, as described above with respect to block 404.

[00128] As another embodiment, the base station may comprise a reception module. The reception module may be configured to receive a request message through an air interface in two-step random access procedure based on a waveform of a PUSCH, as described above with respect to block 502. The waveform of the PUSCH is

predefined to be fixed, or the same as a waveform used for message 3 in four-step random access procedure, or related to PRACH configuration used for two-step or four-step random access procedure.

[00129] As another embodiment, the terminal device may comprise a transmission module. The transmission module may be configured to transmit a request message through an air interface in two-step random access procedure based on a waveform of a PUSCH, as described above with respect to block 602. The waveform of the PUSCH is predefined to be fixed, or the same as a waveform used for message 3 in four-step random access procedure, or related to PRACH configuration used for two-step or four-step random access procedure.

[00130] As another embodiment, the base station may comprise a reception module. The reception module may be configured to receive a request message through an air interface in two-step random access procedure based on a waveform of a preamble. The waveform of the preamble is predefined to be either fixed or the same as a waveform used for message 1 in four-step random access procedure.

[00131] As another embodiment, the terminal device may comprise a transmission module. The transmission module may be configured to transmit a request message through an air interface in two-step random access procedure based on a waveform of a preamble. The waveform of the preamble is predefined to be either fixed or the same as a waveform used for message 1 in four-step random access procedure.

[00132] As another embodiment, the base station may comprise a reception module. The reception module may be configured to receive a request message through an air interface in two-step random access procedure based on a waveform of a PUSCH and a waveform of a preamble. The waveform of the PUSCH is predefined to be fixed, or the same as a waveform used for message 3 in four-step random access procedure, or related to PRACH configuration used for two-step or four-step random access procedure. The waveform of the preamble is predefined to be either fixed or the same as a waveform used for message 1 in four-step random access procedure.

[00133] As another embodiment, the terminal device may comprise a transmission module. The transmission module may be configured to transmit a request message through an air interface in two-step random access procedure based on a waveform of a PUSCH and a waveform of a preamble. The waveform of the PUSCH is predefined to be fixed, or the same as a waveform used for message 3 in four-step random access procedure, or related to PRACH configuration used for two-step or four-step random access procedure. The waveform of the preamble is predefined to be either fixed or the same as a waveform used for message 1 in four-step random access procedure. The modules described above may be implemented by hardware, or software, or a combination of both.

[00134] With reference to FIG. 8, in accordance with an embodiment, a communication system includes telecommunication network 3210, such as a 3GPP-type cellular network, which comprises access network 3211, such as a radio access network, and core network 3214. Access network 3211 comprises a plurality of base stations 3212a, 3212b, 3212c, such as NBs, eNBs, gNBs or other types of wireless access points, each defining a corresponding coverage area 3213a, 3213b, 3213c. Each base station 3212a, 3212b, 3212c is connectable to core network 3214 over a wired or wireless connection 3215. A first UE 3291 located in coverage area 3213c is configured to wirelessly connect to, or be paged by, the corresponding base station 3212c. A second UE 3292 in coverage area 3213a is wirelessly connectable to the corresponding base station 3212a. While a plurality of UEs 3291, 3292 are illustrated in this example, the disclosed embodiments are equally applicable to a situation where a sole UE is in the coverage area or where a sole UE is connecting to the corresponding base station 3212.

[00135] Telecommunication network 3210 is itself connected to host computer 3230, which may be embodied in the hardware and/or software of a standalone server, a cloud-implemented server, a distributed server or as processing resources in a server farm. Host computer 3230 may be under the ownership or control of a service provider, or may be operated by the service provider or on behalf of the service

provider. Connections 3221 and 3222 between telecommunication network 3210 and host computer 3230 may extend directly from core network 3214 to host computer 3230 or may go via an optional intermediate network 3220. Intermediate network 3220 may be one of, or a combination of more than one of, a public, private or hosted network; intermediate network 3220, if any, may be a backbone network or the Internet; in particular, intermediate network 3220 may comprise two or more sub-networks (not shown).

[00136] The communication system of FIG. 8 as a whole enables connectivity between the connected UEs 3291, 3292 and host computer 3230. The connectivity may be described as an over-the-top (OTT) connection 3250. Host computer 3230 and the connected UEs 3291, 3292 are configured to communicate data and/or signaling via OTT connection 3250, using access network 3211, core network 3214, any intermediate network 3220 and possible further infrastructure (not shown) as intermediaries. OTT connection 3250 may be transparent in the sense that the participating communication devices through which OTT connection 3250 passes are unaware of routing of uplink and downlink communications. For example, base station 3212 may not or need not be informed about the past routing of an incoming downlink communication with data originating from host computer 3230 to be forwarded (e.g., handed over) to a connected UE 3291. Similarly, base station 3212 need not be aware of the future routing of an outgoing uplink communication originating from the UE 3291 towards the host computer 3230.

[00137] Example implementations, in accordance with an embodiment, of the UE, base station and host computer discussed in the preceding paragraphs will now be described with reference to FIG. 9. In communication system 3300, host computer 3310 comprises hardware 3315 including communication interface 3316 configured to set up and maintain a wired or wireless connection with an interface of a different communication device of communication system 3300. Host computer 3310 further comprises processing circuitry 3318, which may have storage and/or processing capabilities. In particular, processing circuitry 3318 may comprise one or more

programmable processors, application-specific integrated circuits, field programmable gate arrays or combinations of these (not shown) adapted to execute instructions. Host computer 3310 further comprises software 3311, which is stored in or accessible by host computer 3310 and executable by processing circuitry 3318. Software 3311 includes host application 3312. Host application 3312 may be operable to provide a service to a remote user, such as UE 3330 connecting via OTT connection 3350 terminating at UE 3330 and host computer 3310. In providing the service to the remote user, host application 3312 may provide user data which is transmitted using OTT connection 3350.

[00138] Communication system 3300 further includes base station 3320 provided in a telecommunication system and comprising hardware 3325 enabling it to communicate with host computer 3310 and with UE 3330. Hardware 3325 may include communication interface 3326 for setting up and maintaining a wired or wireless connection with an interface of a different communication device of communication system 3300, as well as radio interface 3327 for setting up and maintaining at least wireless connection 3370 with UE 3330 located in a coverage area (not shown in FIG. 9) served by base station 3320. Communication interface 3326 may be configured to facilitate connection 3360 to host computer 3310. Connection 3360 may be direct or it may pass through a core network (not shown in FIG. 9) of the telecommunication system and/or through one or more intermediate networks outside the telecommunication system. In the embodiment shown, hardware 3325 of base station 3320 further includes processing circuitry 3328, which may comprise one or more programmable processors, application-specific integrated circuits, field programmable gate arrays or combinations of these (not shown) adapted to execute instructions. Base station 3320 further has software 3321 stored internally or accessible via an external connection.

[00139] Communication system 3300 further includes UE 3330 already referred to. Its hardware 3335 may include radio interface 3337 configured to set up and maintain wireless connection 3370 with a base station serving a coverage area in which UE

3330 is currently located. Hardware 3335 of UE 3330 further includes processing circuitry 3338, which may comprise one or more programmable processors, application-specific integrated circuits, field programmable gate arrays or combinations of these (not shown) adapted to execute instructions. UE 3330 further comprises software 3331, which is stored in or accessible by UE 3330 and executable by processing circuitry 3338. Software 3331 includes client application 3332. Client application 3332 may be operable to provide a service to a human or non-human user via UE 3330, with the support of host computer 3310. In host computer 3310, an executing host application 3312 may communicate with the executing client application 3332 via OTT connection 3350 terminating at UE 3330 and host computer 3310. In providing the service to the user, client application 3332 may receive request data from host application 3312 and provide user data in response to the request data. OTT connection 3350 may transfer both the request data and the user data. Client application 3332 may interact with the user to generate the user data that it provides.

[00140] It is noted that host computer 3310, base station 3320 and UE 3330 illustrated in FIG. 9 may be similar or identical to host computer 3230, one of base stations 3212a, 3212b, 3212c and one of UEs 3291, 3292 of FIG. 8, respectively. This is to say, the inner workings of these entities may be as shown in FIG. 9 and independently, the surrounding network topology may be that of FIG. 8.

[00141] In FIG. 9, OTT connection 3350 has been drawn abstractly to illustrate the communication between host computer 3310 and UE 3330 via base station 3320, without explicit reference to any intermediary devices and the precise routing of messages via these devices. Network infrastructure may determine the routing, which it may be configured to hide from UE 3330 or from the service provider operating host computer 3310, or both. While OTT connection 3350 is active, the network infrastructure may further take decisions by which it dynamically changes the routing (e.g., on the basis of load balancing consideration or reconfiguration of the network).

[00142] Wireless connection 3370 between UE 3330 and base station 3320 is in accordance with the teachings of the embodiments described throughout this

disclosure. One or more of the various embodiments improve the performance of OTT services provided to UE 3330 using OTT connection 3350, in which wireless connection 3370 forms the last segment. More precisely, the teachings of these embodiments may improve the latency and thereby provide benefits such as reduced user waiting time.

[00143] A measurement procedure may be provided for the purpose of monitoring data rate, latency and other factors on which the one or more embodiments improve. There may further be an optional network functionality for reconfiguring OTT connection 3350 between host computer 3310 and UE 3330, in response to variations in the measurement results. The measurement procedure and/or the network functionality for reconfiguring OTT connection 3350 may be implemented in software 3311 and hardware 3315 of host computer 3310 or in software 3331 and hardware 3335 of UE 3330, or both. In embodiments, sensors (not shown) may be deployed in or in association with communication devices through which OTT connection 3350 passes; the sensors may participate in the measurement procedure by supplying values of the monitored quantities exemplified above, or supplying values of other physical quantities from which software 3311, 3331 may compute or estimate the monitored quantities. The reconfiguring of OTT connection 3350 may include message format, retransmission settings, preferred routing etc.; the reconfiguring need not affect base station 3320, and it may be unknown or imperceptible to base station 3320. Such procedures and functionalities may be known and practiced in the art. In certain embodiments, measurements may involve proprietary UE signaling facilitating host computer 3310's measurements of throughput, propagation times, latency and the like. The measurements may be implemented in that software 3311 and 3331 causes messages to be transmitted, in particular empty or 'dummy' messages, using OTT connection 3350 while it monitors propagation times, errors etc.

[00144] FIG. 10 is a flowchart illustrating a method implemented in a communication system, in accordance with one embodiment. The communication system includes a host computer, a base station and a UE which may be those described with reference

to FIGs. 8 and 9. For simplicity of the present disclosure, only drawing references to FIG. 10 will be included in this section. In step 3410, the host computer provides user data. In substep 3411 (which may be optional) of step 3410, the host computer provides the user data by executing a host application. In step 3420, the host computer initiates a transmission carrying the user data to the UE. In step 3430 (which may be optional), the base station transmits to the UE the user data which was carried in the transmission that the host computer initiated, in accordance with the teachings of the embodiments described throughout this disclosure. In step 3440 (which may also be optional), the UE executes a client application associated with the host application executed by the host computer.

[00145] FIG. 11 is a flowchart illustrating a method implemented in a communication system, in accordance with one embodiment. The communication system includes a host computer, a base station and a UE which may be those described with reference to FIGs. 8 and 9. For simplicity of the present disclosure, only drawing references to FIG. 11 will be included in this section. In step 3510 of the method, the host computer provides user data. In an optional substep (not shown) the host computer provides the user data by executing a host application. In step 3520, the host computer initiates a transmission carrying the user data to the UE. The transmission may pass via the base station, in accordance with the teachings of the embodiments described throughout this disclosure. In step 3530 (which may be optional), the UE receives the user data carried in the transmission.

[00146] FIG. 12 is a flowchart illustrating a method implemented in a communication system, in accordance with one embodiment. The communication system includes a host computer, a base station and a UE which may be those described with reference to FIGs. 8 and 9. For simplicity of the present disclosure, only drawing references to FIG. 12 will be included in this section. In step 3610 (which may be optional), the UE receives input data provided by the host computer. Additionally or alternatively, in step 3620, the UE provides user data. In substep 3621 (which may be optional) of step 3620, the UE provides the user data by executing a client application. In substep

3611 (which may be optional) of step 3610, the UE executes a client application which provides the user data in reaction to the received input data provided by the host computer. In providing the user data, the executed client application may further consider user input received from the user. Regardless of the specific manner in which the user data was provided, the UE initiates, in substep 3630 (which may be optional), transmission of the user data to the host computer. In step 3640 of the method, the host computer receives the user data transmitted from the UE, in accordance with the teachings of the embodiments described throughout this disclosure.

[00147] FIG. 13 is a flowchart illustrating a method implemented in a communication system, in accordance with one embodiment. The communication system includes a host computer, a base station and a UE which may be those described with reference to FIGs. 8 and 9. For simplicity of the present disclosure, only drawing references to FIG. 13 will be included in this section. In step 3710 (which may be optional), in accordance with the teachings of the embodiments described throughout this disclosure, the base station receives user data from the UE. In step 3720 (which may be optional), the base station initiates transmission of the received user data to the host computer. In step 3730 (which may be optional), the host computer receives the user data carried in the transmission initiated by the base station.

[00148] In general, the various exemplary embodiments may be implemented in hardware or special purpose circuits, software, logic or any combination thereof. For example, some aspects may be implemented in hardware, while other aspects may be implemented in firmware or software which may be executed by a controller, microprocessor or other computing device, although the disclosure is not limited thereto. While various aspects of the exemplary embodiments of this disclosure may be illustrated and described as block diagrams, flow charts, or using some other pictorial representation, it is well understood that these blocks, apparatus, systems, techniques or methods described herein may be implemented in, as non-limiting examples, hardware, software, firmware, special purpose circuits or logic, general

purpose hardware or controller or other computing devices, or some combination thereof.

[00149] As such, it should be appreciated that at least some aspects of the exemplary embodiments of the disclosure may be practiced in various components such as integrated circuit chips and modules. It should thus be appreciated that the exemplary embodiments of this disclosure may be realized in an apparatus that is embodied as an integrated circuit, where the integrated circuit may comprise circuitry (as well as possibly firmware) for embodying at least one or more of a data processor, a digital signal processor, baseband circuitry and radio frequency circuitry that are configurable so as to operate in accordance with the exemplary embodiments of this disclosure.

[00150] It should be appreciated that at least some aspects of the exemplary embodiments of the disclosure may be embodied in computer-executable instructions, such as in one or more program modules, executed by one or more computers or other devices. Generally, program modules include routines, programs, objects, components, data structures, etc. that perform particular tasks or implement particular abstract data types when executed by a processor in a computer or other device. The computer executable instructions may be stored on a computer readable medium such as a hard disk, optical disk, removable storage media, solid state memory, RAM, etc. As will be appreciated by one skilled in the art, the function of the program modules may be combined or distributed as desired in various embodiments. In addition, the function may be embodied in whole or in part in firmware or hardware equivalents such as integrated circuits, field programmable gate arrays (FPGA), and the like.

[00151] References in the present disclosure to “one embodiment”, “an embodiment” and so on, indicate that the embodiment described may include a particular feature, structure, or characteristic, but it is not necessary that every embodiment includes the particular feature, structure, or characteristic. Moreover, such phrases are not necessarily referring to the same embodiment. Further, when a particular feature, structure, or characteristic is described in connection with an embodiment, it is

submitted that it is within the knowledge of one skilled in the art to implement such feature, structure, or characteristic in connection with other embodiments whether or not explicitly described.

[00152] It should be understood that, although the terms “first”, “second” and so on may be used herein to describe various elements, these elements should not be limited by these terms. These terms are only used to distinguish one element from another. For example, a first element could be termed a second element, and similarly, a second element could be termed a first element, without departing from the scope of the disclosure. As used herein, the term “and/or” includes any and all combinations of one or more of the associated listed terms.

[00153] The terminology used herein is for the purpose of describing particular embodiments only and is not intended to limit the present disclosure. As used herein, the singular forms “a”, “an” and “the” are intended to include the plural forms as well, unless the context clearly indicates otherwise. It will be further understood that the terms “comprises”, “comprising”, “has”, “having”, “includes” and/or “including”, when used herein, specify the presence of stated features, elements, and/or components, but do not preclude the presence or addition of one or more other features, elements, components and/or combinations thereof. The terms “connect”, “connects”, “connecting” and/or “connected” used herein cover the direct and/or indirect connection between two elements.

[00154] The present disclosure includes any novel feature or combination of features disclosed herein either explicitly or any generalization thereof. Various modifications and adaptations to the foregoing exemplary embodiments of this disclosure may become apparent to those skilled in the relevant arts in view of the foregoing description, when read in conjunction with the accompanying drawings. However, any and all modifications will still fall within the scope of the non-Limiting and exemplary embodiments of this disclosure.

Claims

What is claimed is:

1. A method in a base station, comprising:
transmitting (302) a signalling message indicating a waveform of at least one of a preamble and a physical uplink shared channel, PUSCH, which are to be used for a request message in two-step random access procedure, through an air interface; and
receiving (304) the request message based on the waveform of the at least one of the preamble and the PUSCH through the air interface in two-step random access procedure.
2. The method according to claim 1, wherein the signalling message comprises at least one of a first parameter indicating the waveform of the preamble and a second parameter indicating the waveform of the PUSCH.
3. The method according to claim 1 or 2, wherein the signalling message is a radio resource control, RRC, message.
4. The method according to claim 3, wherein at least one of the first parameter and the second parameter is a parameter in an RACH-ConfigCommon information element, IE.
5. The method according to any of claims 2 to 4, wherein the first parameter is configured to indicate a discrete Fourier transform spread orthogonal frequency division multiplexing, DFT-S-OFDM, waveform by a presence of the first parameter in the signalling message.
6. The method according to any of claims 2 to 5, wherein the second parameter is configured to indicate a DFT-S-OFDM waveform by a presence of the second parameter in the signalling message.

7. The method according to any of claims 2 to 6, wherein the first parameter is configured to have the same value as the second parameter.

8. The method according to any of claims 1 to 7, wherein the signalling message indicates the waveform of the preamble; and

wherein the request message is received based further on a waveform of a PUSCH which is predefined to be fixed, or the same as a waveform used for message 3 in four-step random access procedure, or related to physical random access channel, PRACH, configuration used for two-step or four-step random access procedure.

9. The method according to any of claims 1 to 7, wherein the signalling message indicates the waveform of the PUSCH; and

wherein the request message is received based further on a waveform of a preamble which is predefined to be either fixed or the same as a waveform used for message 1 in four-step random access procedure.

10. A method in a terminal device, comprising:

receiving (402), through an air interface, a signalling message indicating a waveform of at least one of a preamble and a physical uplink shared channel, PUSCH, which are to be used for a request message in two-step random access procedure; and

transmitting (404) the request message based on the waveform of the at least one of the preamble and the PUSCH, through the air interface in two-step random access procedure.

11. The method according to claim 10, wherein the signalling message comprises at least one of a first parameter indicating the waveform of the preamble and a second parameter indicating the waveform of the PUSCH.

12. The method according to claim 10 or 11, wherein the signalling message is a radio resource control, RRC, message.

13. The method according to claim 12, wherein at least one of the first parameter and the second parameter is a parameter in an RACH-ConfigCommon information element, IE.

14. The method according to any of claims 11 to 13, the request message is transmitted by using a discrete Fourier transform spread orthogonal frequency division multiplexing, DFT-S-OFDM, waveform for the preamble, in response to a presence of the first parameter in the signalling message.

15. The method according to any of claims 11 to 14, wherein the request message is transmitted by using a DFT-S-OFDM waveform for the PUSCH, in response to a presence of the second parameter in the signalling message.

16. The method according to any of claims 11 to 15, wherein the first parameter is configured to have the same value as the second parameter.

17. The method according to any of claims 10 to 16, wherein the signalling message indicates the waveform of the preamble; and

wherein the request message is transmitted based further on a waveform of a PUSCH which is predefined to be fixed, or the same as a waveform used for message 3 in four-step random access procedure, or related to physical random access channel, PRACH, configuration used for two-step or four-step random access procedure.

18. The method according to any of claims 10 to 16, wherein the signalling message indicates the waveform of the PUSCH; and

wherein the request message is transmitted based further on a waveform of a preamble which is predefined to be either fixed or the same as a waveform used for message 1 in four-step random access procedure.

19. A method in a base station, comprising:

receiving (502) a request message through an air interface in two-step random access procedure based on a waveform of a physical uplink shared channel, PUSCH;

wherein the waveform of the PUSCH is predefined to be fixed, or the same as a waveform used for message 3 in four-step random access procedure, or related to physical random access channel, PRACH, configuration used for two-step or four-step random access procedure.

20. The method according to claim 19, wherein the waveform of the PUSCH is the same as a waveform of a preamble in two-step random access procedure.

21. A method in a terminal device, comprising:

transmitting (602) a request message through an air interface in two-step random access procedure based on a waveform of a physical uplink shared channel, PUSCH;

wherein the waveform of the PUSCH is predefined to be fixed, or the same as a waveform used for message 3 in four-step random access procedure, or related to physical random access channel, PRACH, configuration used for two-step or four-step random access procedure.

22. The method according to claim 21, wherein the waveform of the PUSCH is the same as a waveform of a preamble in two-step random access procedure.

23. A base station (700) comprising:

at least one processor (710); and

at least one memory (720), the at least one memory (720) containing instructions executable by the at least one processor (710), whereby the base station (700) is operative to:

transmit a signalling message indicating a waveform of at least one of a preamble and a physical uplink shared channel, PUSCH, which are to be used for a request message in two-step random access procedure, through an air interface; and

receive the request message based on the waveform of the at least one of the preamble and the PUSCH through the air interface in two-step random access procedure.

24. The base station (700) according to claim 23, wherein the base station (700) is operative to perform the method according to any of claims 2 to 9.

25. A terminal device (700) comprising:

at least one processor (710); and

at least one memory (720), the at least one memory (720) containing instructions executable by the at least one processor (710), whereby the terminal device (700) is operative to:

receive, through an air interface, a signalling message indicating a waveform of at least one of a preamble and a physical uplink shared channel, PUSCH, which are to be used for a request message in two-step random access procedure; and

transmit the request message based on the waveform of the at least one of the preamble and the PUSCH, through the air interface in two-step random access procedure.

26. The terminal device (700) according to claim 25, wherein the terminal device (700) is operative to perform the method according to any of claims 11 to 18.

27. A base station (700) comprising:

at least one processor (710); and

at least one memory (720), the at least one memory (720) containing instructions executable by the at least one processor (710), whereby the base station (700) is operative to:

receive a request message through an air interface in two-step random access procedure based on a waveform of a physical uplink shared channel, PUSCH;

wherein the waveform of the PUSCH is predefined to be fixed, or the same as a waveform used for message 3 in four-step random access procedure, or related to physical random access channel, PRACH, configuration used for two-step or four-step random access procedure.

28. The base station (700) according to claim 27, wherein the waveform of the PUSCH is the same as a waveform of a preamble in two-step random access procedure.

29. A terminal device (700) comprising:

at least one processor (710); and

at least one memory (720), the at least one memory (720) containing instructions executable by the at least one processor (710), whereby the terminal device (700) is operative to:

transmit a request message through an air interface in two-step random access procedure based on a waveform of a physical uplink shared channel, PUSCH;

wherein the waveform of the PUSCH is predefined to be fixed, or the same as a waveform used for message 3 in four-step random access procedure, or related to physical random access channel, PRACH, configuration used for two-step or four-step random access procedure.

30. The terminal device (700) according to claim 29, wherein the waveform of the PUSCH is the same as a waveform of a preamble in two-step random access procedure.

31. A method implemented in a communication system including a base station and a terminal device, comprising:

at the base station, transmitting (302) a signalling message indicating a waveform of at least one of a preamble and a physical uplink shared channel, PUSCH, which are to be used for a request message in two-step random access procedure, through an air interface;

at the terminal device, receiving (402), through an air interface, the signalling message indicating the waveform of the at least one of the preamble and the PUSCH which are to be used for a request message in two-step random access procedure;

at the terminal device, transmitting (404) the request message based on the waveform of the at least one of the preamble and the PUSCH, through the air interface in two-step random access procedure; and

at the base station, receiving (304) the request message based on the waveform of the at least one of the preamble and the PUSCH through the air interface in two-step random access procedure.

32. A computer readable storage medium comprising instructions which when executed by at least one processor, cause the at least one processor to perform the method according to any of claims 1 to 22.

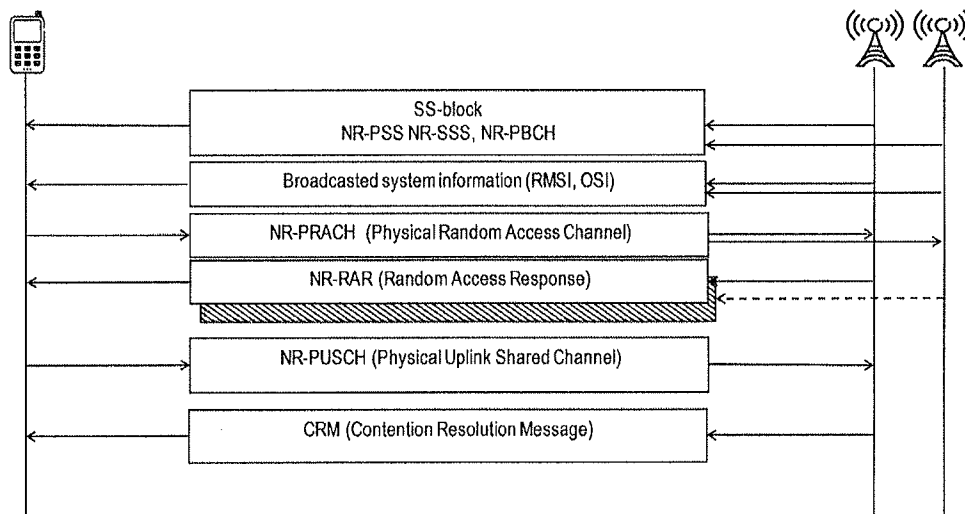


FIG. 1

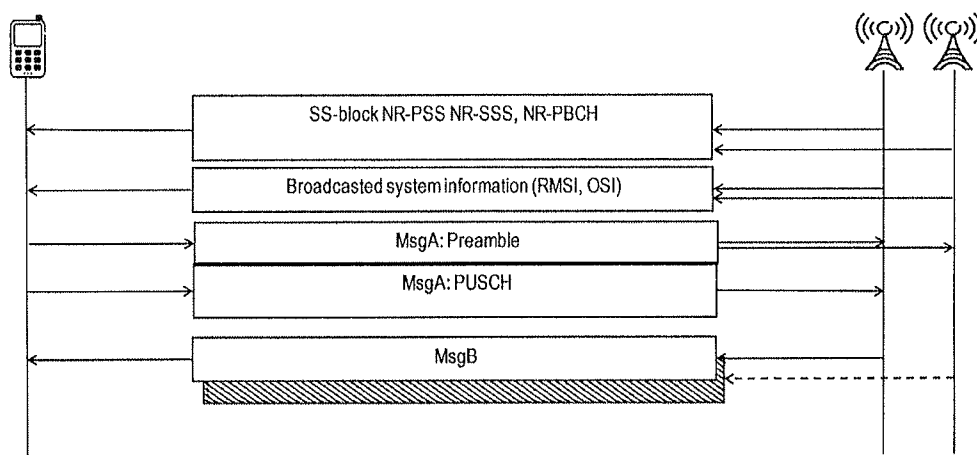


FIG. 2

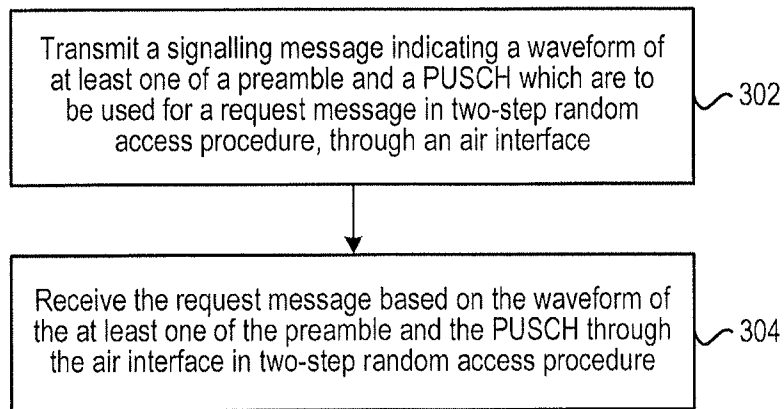


FIG. 3

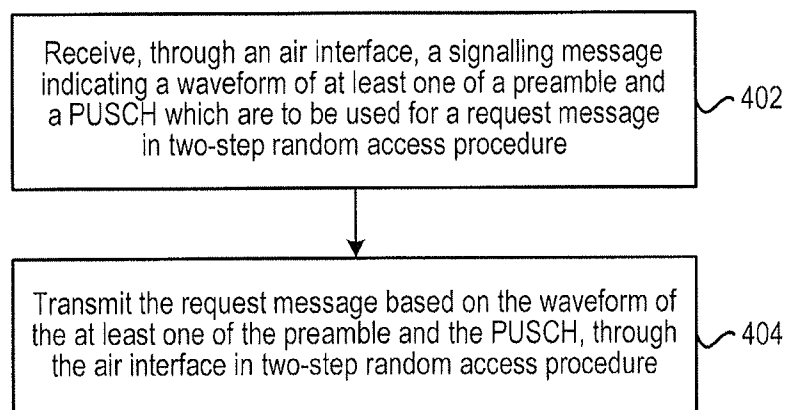


FIG. 4

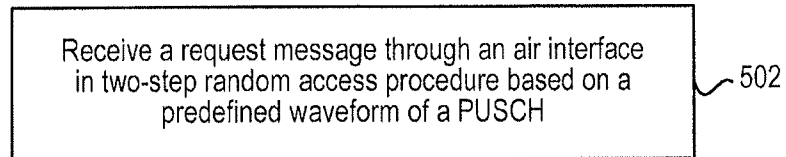


FIG. 5

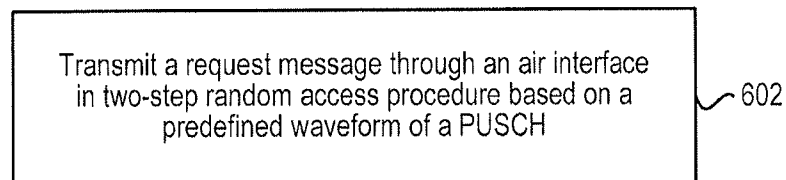


FIG. 6

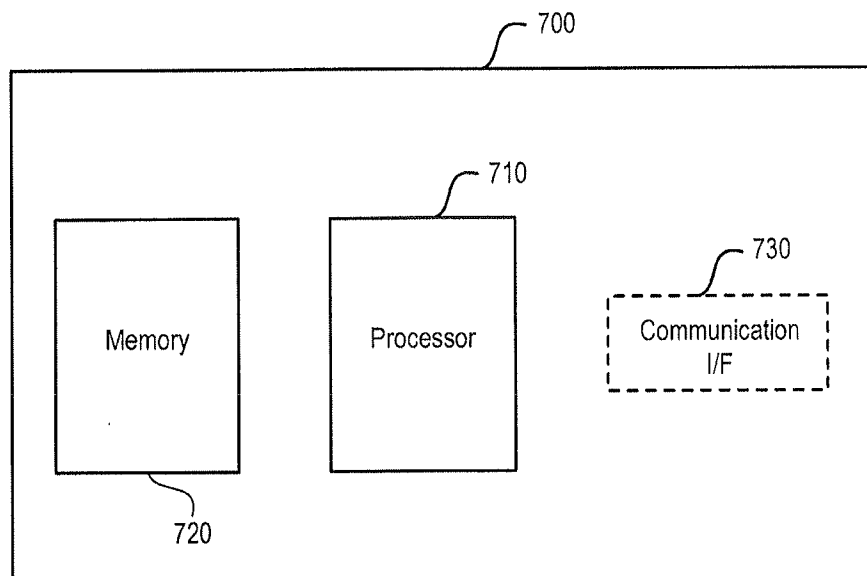


FIG. 7

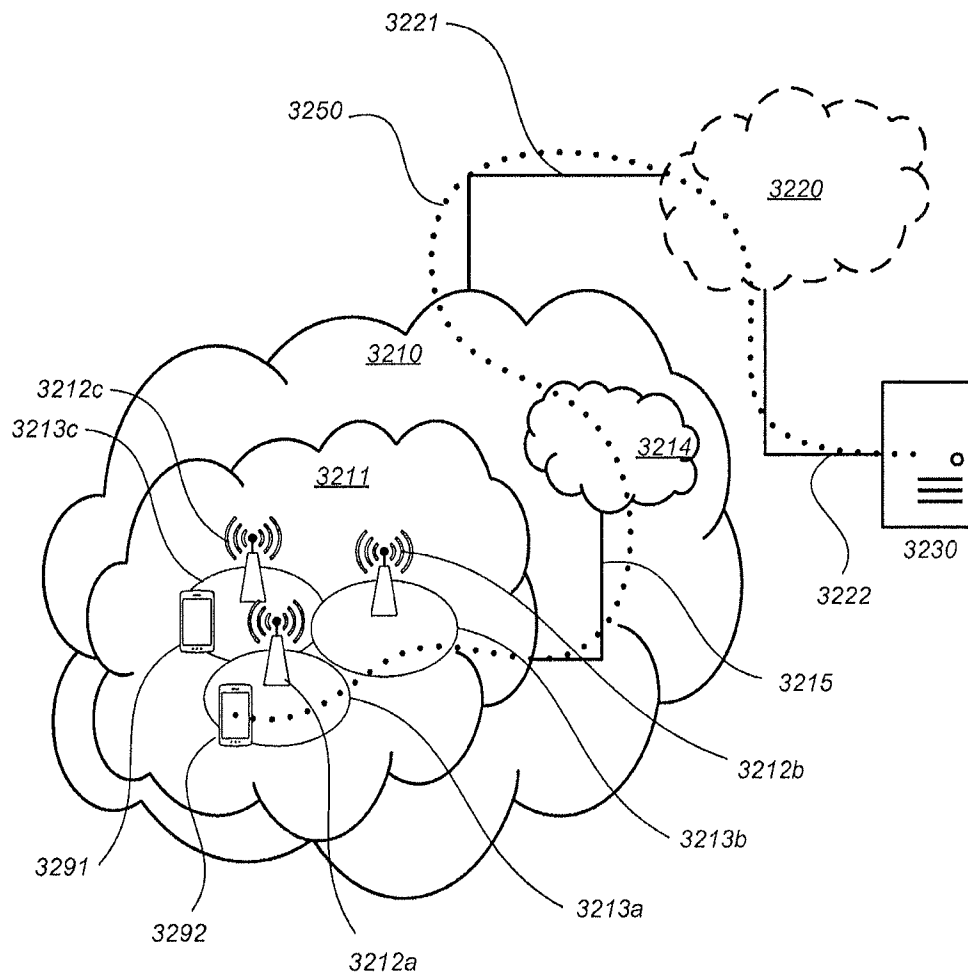


FIG. 8

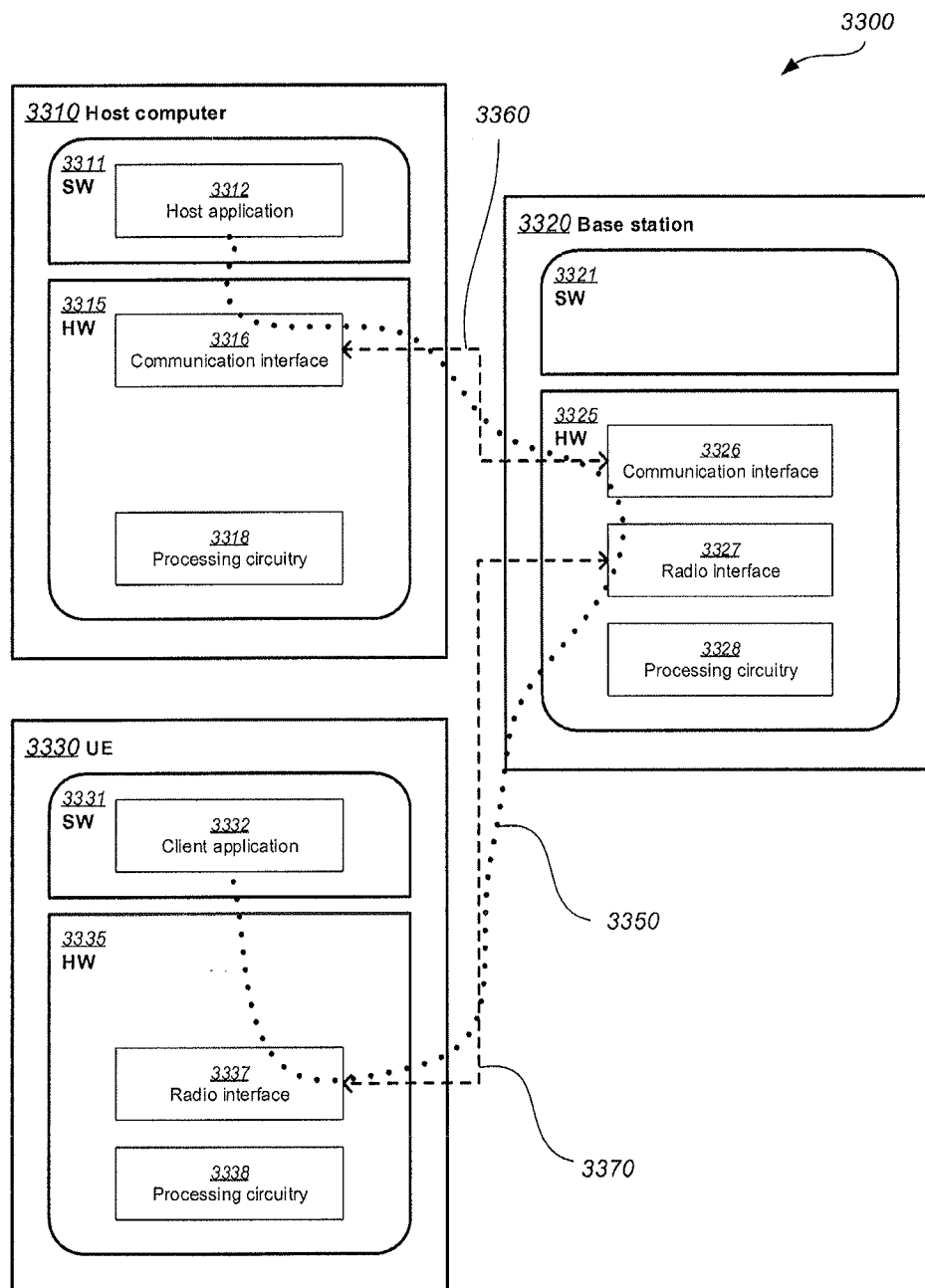


FIG. 9

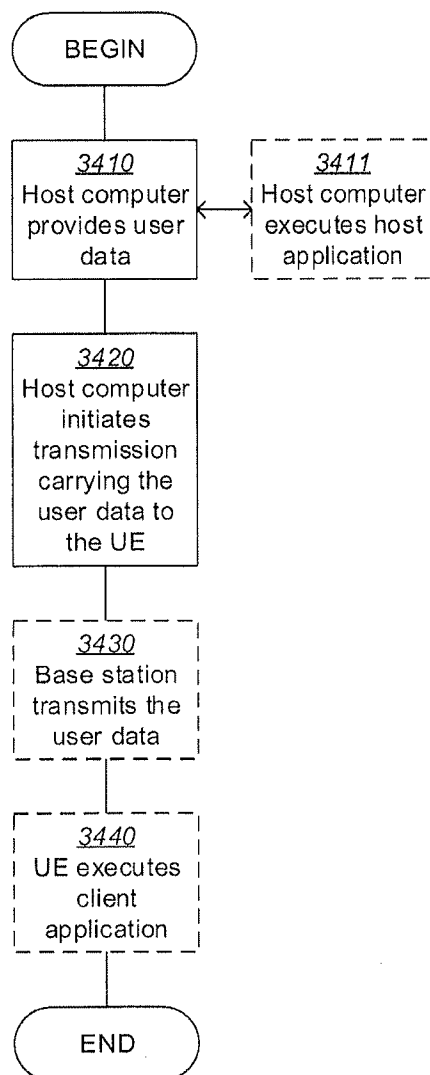


FIG. 10

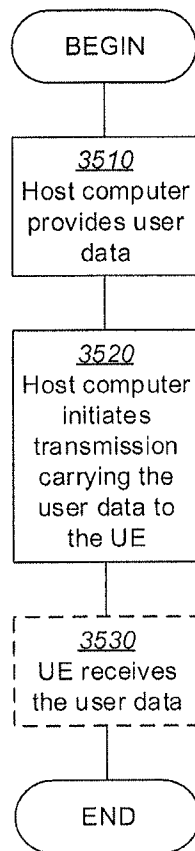


FIG. 11

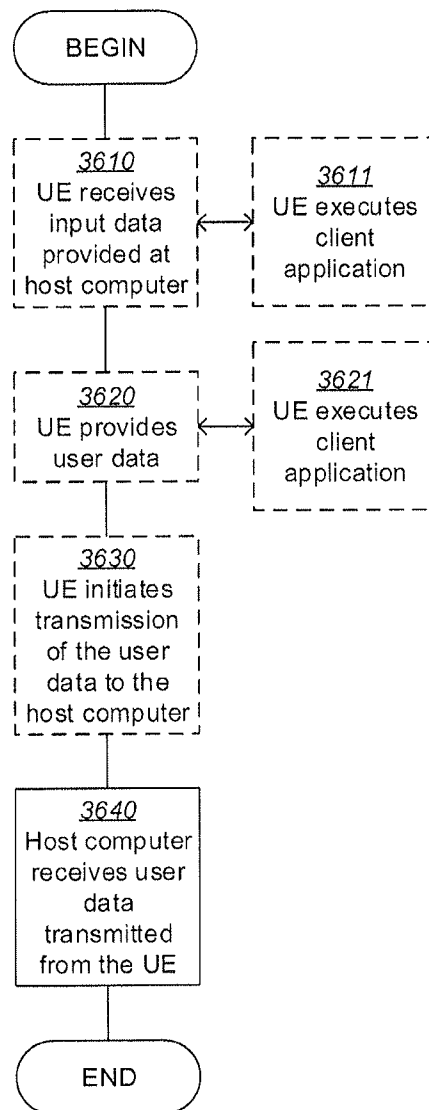


FIG. 12

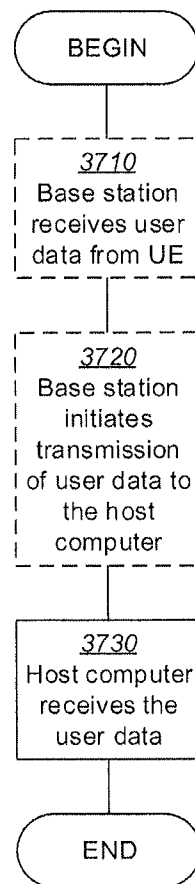


FIG. 13

INTERNATIONAL SEARCH REPORT

International application No
PCT/EP2019/085121

A. CLASSIFICATION OF SUBJECT MATTER
INV. H04W74/00
ADD.

According to International Patent Classification (IPC) or to both national classification and IPC

B. FIELDS SEARCHED

Minimum documentation searched (classification system followed by classification symbols)
H04W

Documentation searched other than minimum documentation to the extent that such documents are included in the fields searched

Electronic data base consulted during the international search (name of data base and, where practicable, search terms used)

EPO-Internal, WPI Data, INSPEC

C. DOCUMENTS CONSIDERED TO BE RELEVANT

Category*	Citation of document, with indication, where appropriate, of the relevant passages	Relevant to claim No.
X	US 2018/116000 A1 (LY HUNG [US] ET AL) 26 April 2018 (2018-04-26) paragraph [0070] - paragraph [0078]; figure 6 paragraph [0153] - paragraph [0158]; figure 18 paragraph [0161] - paragraph [0162] paragraph [0164] - paragraph [0167] -----	1-32
X	US 2018/139785 A1 (ZHANG XIAOXIA [US] ET AL) 17 May 2018 (2018-05-17) paragraph [0009] - paragraph [0014] paragraph [0053]; figure 3A paragraph [0054] - paragraph [0055]; figure 3B paragraph [0056]; figure 3C paragraph [0057] - paragraph [0060]; figure 4 paragraph [0061] - paragraph [0063] -----	1-32



Further documents are listed in the continuation of Box C.



See patent family annex.

* Special categories of cited documents :

"A" document defining the general state of the art which is not considered to be of particular relevance

"E" earlier application or patent but published on or after the international filing date

"L" document which may throw doubts on priority claim(s) or which is cited to establish the publication date of another citation or other special reason (as specified)

"O" document referring to an oral disclosure, use, exhibition or other means

"P" document published prior to the international filing date but later than the priority date claimed

"T" later document published after the international filing date or priority date and not in conflict with the application but cited to understand the principle or theory underlying the invention

"X" document of particular relevance; the claimed invention cannot be considered novel or cannot be considered to involve an inventive step when the document is taken alone

"Y" document of particular relevance; the claimed invention cannot be considered to involve an inventive step when the document is combined with one or more other such documents, such combination being obvious to a person skilled in the art

"&" document member of the same patent family

Date of the actual completion of the international search

20 March 2020

Date of mailing of the international search report

30/03/2020

Name and mailing address of the ISA/

European Patent Office, P.B. 5818 Patentlaan 2
NL - 2280 HV Rijswijk
Tel. (+31-70) 340-2040,
Fax: (+31-70) 340-3016

Authorized officer

Puiulet, Alexandru

INTERNATIONAL SEARCH REPORT

Information on patent family members

International application No

PCT/EP2019/085121

Patent document cited in search report		Publication date	Patent family member(s)	Publication date
US 2018116000	A1	26-04-2018	BR 112019007761 A2	02-07-2019
			CN 109845380 A	04-06-2019
			EP 3533276 A1	04-09-2019
			JP 2019533947 A	21-11-2019
			KR 20190069430 A	19-06-2019
			SG 11201902008P A	30-05-2019
			TW 201817272 A	01-05-2018
			US 2018116000 A1	26-04-2018
			WO 2018081385 A1	03-05-2018

US 2018139785	A1	17-05-2018	BR 112019009827 A2	13-08-2019
			CA 3039266 A1	24-05-2018
			CN 109937560 A	25-06-2019
			EP 3542500 A2	25-09-2019
			JP 2020504919 A	13-02-2020
			KR 20190082788 A	10-07-2019
			US 2018139785 A1	17-05-2018
			WO 2018094094 A2	24-05-2018
