

(19) World Intellectual Property Organization
International Bureau



(43) International Publication Date
10 July 2008 (10.07.2008)

PCT

(10) International Publication Number
WO 2008/082267 A1

(51) International Patent Classification:
C08G 75/04 (2006.01)

Sanghyun maeul, Sanghyun-dong 843, Suji-gu, Yon-
gin-shi, Kyunggi-do, 448-130 (KR).

(21) International Application Number:
PCT/KR2008/000051

(74) Agent: **YOU ME PATENT & LAW FIRM**; Seolim
bldg., 649-10, Yoksam-dong, Kangnam-ku, Seoul,
135-080 (KR).

(22) International Filing Date: 4 January 2008 (04.01.2008)

(81) Designated States (*unless otherwise indicated, for every
kind of national protection available*): AE, AG, AL, AM,
AO, AT, AU, AZ, BA, BB, BG, BH, BR, BW, BY, BZ, CA,
CH, CN, CO, CR, CU, CZ, DE, DK, DM, DO, DZ, EC, EE,
EG, ES, FI, GB, GD, GE, GH, GM, GT, HN, HR, HU, ID,
IL, IN, IS, JP, KE, KG, KM, KN, KP, KZ, LA, LC, LK, LR,
LS, LT, LU, LY, MA, MD, ME, MG, MK, MN, MW, MX,
MY, MZ, NA, NG, NI, NO, NZ, OM, PG, PH, PL, PT, RO,
RS, RU, SC, SD, SE, SG, SK, SL, SM, SV, SY, TJ, TM,
TN, TR, TT, TZ, UA, UG, US, UZ, VC, VN, ZA, ZM, ZW.

(25) Filing Language: Korean

(26) Publication Language: English

(30) Priority Data:
10-2007-0001327 5 January 2007 (05.01.2007) KR

(71) Applicant (*for all designated States except US*): **SK
CHEMICALS CO., LTD.** [KR/KR]; 600, Jeongja
1-dong, Jangan-ku, Suwon-city, Kyungki-do, 440-301
(KR).

(84) Designated States (*unless otherwise indicated, for every
kind of regional protection available*): ARIPO (BW, GH,
GM, KE, LS, MW, MZ, NA, SD, SL, SZ, TZ, UG, ZM,
ZW), Eurasian (AM, AZ, BY, KG, KZ, MD, RU, TJ, TM),
European (AT, BE, BG, CH, CY, CZ, DE, DK, EE, ES, FI,
FR, GB, GR, HR, HU, IE, IS, IT, LT, LU, LV, MC, MT, NL,
NO, PL, PT, RO, SE, SI, SK, TR), OAPI (BF, BJ, CF, CG,
CI, CM, GA, GN, GQ, GW, ML, MR, NE, SN, TD, TG).

(72) Inventors; and

(75) Inventors/Applicants (*for US only*): **LEE, Young-Rok**
[KR/KR]; Palace Vill 301, 57-14 Seokchon-dong,
Songpa-gu, Seoul, 138-842 (KR). **CHA, Il-Hoon**
[KR/KR]; 602-201 Mokryundoosan apt., Hoge-dong,
Dongan-gu, Gyeonggi-do, 431-080 (KR). **CHO,
Jun-Sang** [KR/KR]; Seongwoo 5cha Apt., 101-2003,

Published:
— *with international search report*

(54) Title: METHOD FOR PRODUCTION OF POLYARYLENE SULFIDE RESIN WITH EXCELLENT LUMINOSITY AND THE POLYARYLENE SULFIDE RESIN

(57) Abstract: The present invention relates to a process of producing polyarylene sulfide (PAS) and PAS resin produced therefrom, and more specifically, to a process of preparing polyarylene sulfide with better thermal properties and luminosity than conventional PAS and the PAS resin produced therefrom, including the steps of: a) melting and mixing a composition including solid sulfur, iodinated aryl compounds, and a polymerization terminator; b) polymerizing the molten mixture of step a) for 1 to 30 hours while increasing the temperature and decreasing the pressure from initial reaction conditions of a temperature of 180 to 250 °C and a pressure of 50 to 450 Torr to final reaction conditions of a temperature of 270 to 350 °C and a pressure of 0.001 to 20 Torr; and c) heating the reaction product of step b) at a temperature of 270 to 350 °C for 1 to 25 hours. The process of polyarylene sulfide resin further includes a step of heating the polymerized product at a high temperature following the polymerization step, and uses the polymerization terminator in a suitable amount to control the molecular weight of polyarylene sulfide, thereby producing polyarylene sulfide with excellent thermal properties and luminosity.



WO 2008/082267 A1

METHOD FOR PRODUCTION OF POLYARYLENE SULFIDE RESIN WITH EXCELLENT LUMINOSITY AND THE POLYARYLENE SULFIDE RESIN

BACKGROUND OF THE INVENTION

5

(a) Field of the Invention

The present invention relates to a method of producing polyarylene sulfide (PAS) and PAS resin produced therefrom, and more specifically, to a method of producing PAS resin with better thermal properties and luminosity than conventional PAS and the PAS resin produced therefrom.

10

(b) Description of the Related Art

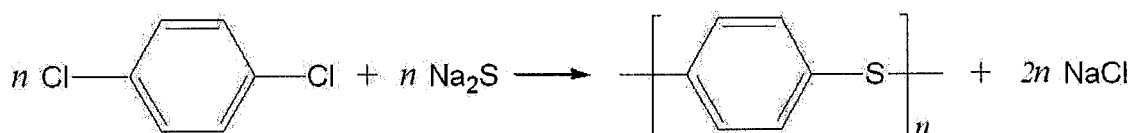
PAS resin is one of representative engineering plastics, and has excellent physical properties such as heat resistance, chemicals resistance, flame resistance, and electrical insulating properties. PAS resin can be widely used for computer accessories, automobile accessories, coatings for parts contacting corrosive chemicals, and industrial fibers with chemical resistance. At present, only polyphenylene sulfide of PAS resins is commercially available.

15

The representative method of preparing PPS resin is a Macullum process, in which PPS resin is synthesized by polymerizing an aromatic dichloride compound and sulfides in a polar organic solvent, as described in US 2,513,188 and US 2,583,941.

20

(Macullum process)



As seen from the reaction scheme, p-dichlorobenzene and sodium sulfide are polymerized in a polar organic solvent such as N-methyl pyrrolidone to produce PPS resin and NaCl as a by-product.

The PPS resin synthesized in the Macullum process has a narrow range
5 of application due to a molecular weight of 10,000 to 40,000 and melt viscosity of 3000 Poise or lower, resulting in narrow applications and it cannot be applied with post-treatment. That is, to improve the melt viscosity of PPS resin, the synthesized PPS resin is further cured at a temperature of lower than the melting temperature (T_m) of PPS resin. The melt viscosity of PPS resin
10 oxidation increases due to oxidation, crosslinking, and polymer chain extension in the curing step.

However, disadvantages of the Macullum process are as follows. First, the use of sulfides such as sodium sulfide produces a large amount of a by-product (metal salt). In the case of using sodium sulfide, the amount of
15 produced by-product is 52 weight% with respect to the weight of the starting material, thereby resulting in difficulty in treating the by-product and a low yield of PPS resin. In addition, the by-product remains in PPS resin at several ppm to several thousands of ppm, and increases electrical conductivity, causes corrosion of machines, and problems in spinning fiber. Second, the Macullum
20 process adopts a solution polymerization method, and thus produces PPS resin in a very fine powder form with a low apparent density, thereby causing disadvantages in transportation and manufacturing processes. Third, the brittleness of PPS resin increases in a curing process for improving the melt viscosity of PPS resin, and thus lowers the mechanical properties such as
25 impact strength and causes the color of PPS to be dark.

There have been many suggestions to resolve such problems, and

these include a composition and method for preparing PPS resin described in US 4,746,758 and US 4,786,713. In the composition and method, diiodo-aryl compounds and solid sulfur instead of dichloride compounds and sulfides are polymerized by being directly heated in the absence of a polar organic solvent.

5 The preparation method includes an iodination and polymerization step. The aryl compounds are reacted with iodine to obtain diiodo-aryl compounds in the iodination step, followed by polymerization of the diiodo-aryl compounds with solid sulfur over a nitro compound catalyst to produce PAS resin. Iodine generated in gas formed in the process is recovered and reused for the
10 iodination process. The iodine is substantially a catalyst.

The method can resolve the problems of the conventional Macullum process. That is, because iodine is the by-product of the process and can be easily recovered, the electrical conductivity is not increased and the amount of iodine remaining in the final product is very low, and waste is reduced due to
15 reuse of the recovered iodine. In addition, since an organic solvent is not used in the polymerization process, the final resin can be obtained in a pellet form, thereby avoiding the problems of the fine powder.

The PAS resin obtained in the process has a higher molecular weight than that of the Macullum process, and thus needs not be cured.

20 However, the composition and method for preparing PAS resin has some problems as follows. First, because residual iodine molecules are corrosive, even a small amount of iodine remaining in the final PAS resin can cause problems in manufacturing machines, and the dark color of iodine makes the resultant PAS resin dark. Second, as solid sulfur is used in the
25 polymerization process, disulfide bonds included in the resultant PAS resin deteriorate the thermal properties of the resin. Third, not using the nitro

compound catalyst makes the resin light, but deteriorates the thermal properties compared to when using a catalyst due to an increase in the disulfide bond content.

5 **SUMMARY OF THE INVENTION**

To resolve the problems of the conventional technique, an object of the present invention is to provide a polyarylene sulfide with improved thermal properties and luminosity.

Another object of the present invention is to provide a process of
10 preparing the PAS resin.

A further object of the present invention is to provide resin articles manufactured from the polyarylene sulfide resin such as molded articles, films, sheets, or fibers.

15 **DETAILED DESCRIPTION OF THE PREFERRED EMBODIMENTS**

These and other objects of the invention will be more fully understood from the following description of the invention, the referenced drawings attached hereto, and the claims appended hereto.

The present invention relates to a process of preparing polyarylene
20 sulfide, including the steps of:

a) melting and mixing a composition including a sulfur compound, iodinated aryl compounds, and a polymerization terminator;

b) polymerizing the molten mixture of step a) for 1 to 30 hours while increasing the temperature and decreasing the pressure from initial reaction
25 conditions of a temperature 180 to 250 °C and a pressure 50 to 450 Torr to

final reaction conditions of a temperature 270 to 350 °C and a pressure 0.001 to 20 Torr; and

c) heating the reaction product of step b) at a temperature of 270 to 350 °C for 1 to 25 hours.

5 In an embodiment, the step c) is preferably carried out so that the rate of viscosity increase represented by Formula 1 is lower than 10 percent (%):

Formula 1

$$\text{rate of viscosity increase (\%)} = \frac{\text{viscosity of reaction product of step c)}}{\text{viscosity of reaction product of step b)}} \times 100$$

10 The composition includes 100 parts by weight of the solid sulfur, 500 to 10,000 parts by weight of the iodinated aryl compounds, and 1 to 30 parts by weight of a polymerization terminator with respect to 100 parts by weight of the solid sulfur.

15 Preferably, the polymerization terminator is at least one selected from the group consisting of a monoiodoaryl compound, benzothiazole, benzothiazolesulfenamide, thiuram, and dithiocarbamate.

In addition, the present invention provides a polyarylene sulfide resin that is prepared by a process according to any one of claim 1 to claim 8, and has a melting temperature (T_m) of 230 to 290 °C, and luminosity, melting temperature, and melt viscosity satisfying Formula 2:

20 Formula 2

$$\text{Col-L} \geq -0.55 \times (T_m + 2.7 \log_{10} \frac{\text{MV}}{900}) + 197$$

25 Herein, Col-L is a luminosity defined by the CIE Lab color model, T_m is a melting temperature indicated by the Celsius temperature scale (°C), and MV is a melt viscosity defined as poise.

The present invention will now be described in more detail.

While studying an improvement method of luminosity or color of PAS resin, the present inventors found that in the process of preparing the PAS resin starting from solid sulfur and iodinated aryl compounds, volatile compounds including molecular iodine were the primary cause of darkening the color of PAS resin, and thus a heating step at a high temperature following the polymerization step removed the volatile compounds. In addition, they found that, to prevent an increase of molecular weight of PAS in the heating step, a polymerization terminator was added to a mixture to be polymerized. Thus, an improvement in luminosity as defined by the CIE Lab color model was achieved while minimizing a decrease of other properties of PAS resin.

The process of preparing PAS resin includes the steps of:

- a) melting and mixing a composition including solid sulfur, iodinated aryl compounds, and a polymerization terminator;
- 15 b) polymerizing the molten mixture of step a) for 1 to 30 hours while increasing the temperature and decreasing the pressure from initial reaction conditions of a temperature 180 to 250 °C and a pressure 50 to 450 Torr to final reaction conditions of a temperature 270 to 350 °C and a pressure 0.001 to 20 Torr; and
- 20 c) heating the reaction product of step b) at a temperature of 270 to 350 °C for 1 to 25 hours.

In the present invention, the process includes a step of a) melting and mixing a composition including solid sulfur, iodinated aryl compounds, and a polymerization terminator.

25 The sulfur compounds and iodinated aryl compounds used in step a) are not particularly limited, and can be compounds that can be selected and

used by the skilled person in the art.

Preferably, sulfur (S) exists cyclooctasulfur (S₈) at room temperature, and the sulfur compounds can be any sulfur compound as long as it is in solid or liquid form at room temperature.

5 The iodinated aryl compounds include at least one selected from diiodobenzene (DIB), diiodonaphthalene, diiodobiphenyl, diiodobisphenol, and diiodobenzophenone. The derivatives of iodinated aryl compounds are also used by linking an alkyl group or sulfone group, or by including oxygen or nitrogen. Depending upon position of iodine atoms in iodinated aryl
10 compounds, different isomers are classified, and the preferable examples of these isomers are compounds such as p-diiodobenzene (pDIB), 2,6-diiodo naphthalene, and p,p'-diiodobiphenyl, where iodine atoms exist symmetrically at both ends of the aryl compounds.

 The amount of iodinated aryl compound is 500 to 10,000 parts by weight
15 based on 100 parts by weight of sulfur. The amount is determined in consideration of generation of disulfide bonds.

 The polymerization terminator is contained in an amount of 1 to 30 parts by weight based on 100 parts by weight of sulfur. That is, the amount is preferably determined to achieve the minimal thermal property of PAS resin and
20 improved luminosity with a reasonable cost.

 The polymerization terminator contained in the composition of step a) is used for controlling the molecular weight of PAS resin, and particularly it prevents the molecular weight from increasing over a suitable range. If the molecular weight of the PAS resin is excessively high, it puts too much load
25 upon a reactor and causes the processing of resin to be difficult.

 The exemplary polymerization terminator is at least one selected from

the group consisting of a monoiodoaryl compound, benzothiazole, benzothiazolesulfenamide, thiuram, and dithiocarbamate.

More preferably, the polymerization terminator is at least one selected from the group consisting of iodobiphenyl, iodophenol, iodoaniline, iodobenzophenone, 2-mercaptobenzothiazole, 2,2'-dithiobisbenzothiazole, N-cyclohexylbenzothiazole-2-sulfenamide, 2-morpholinothiobenzothiazole, N-dicyclohexylbenzothiazole-2-sulfenamide, tetramethylthiuram monosulfide, tetramethylthiuram disulfide, zinc dimethyldithiocarbamate, and zinc diethyldithiocarbamate.

10 The composition of step a) further includes at least a polymerization catalyst. The present inventors found that the nitro compounds were a main cause of darkening the color of PAS resin, and that even though the nitro compounds were used in a much lesser amount, an equal or better thermal property and improved luminosity were achieved by using the sulfur-containing
15 polymerization terminator.

The polymerization catalyst can generally be any nitrobenzene derivatives. Preferably, a polymerization catalyst selected from the group consisting of 1,3-diiodo-4-nitrobenzene (mDINB), 1-iodo-4-nitrobenzene, 2,6-diiodo-4-nitrophenol, and 2,6-diiodo-4-nitrobenzene is used.

20 The polymerization catalyst is contained at 0.01 to 20 parts by weight with respect to 100 parts by weight of the solid sulfur, in consideration of an extent of improvement in polymerization reaction, and cost.

The composition in step a) is heated to melt all components, and mixed homogeneously.

25 In the following step, the method includes step b) of polymerizing the molten mixture of step a).

The reaction conditions of the polymerization are not particularly limited because they depend on reactor structure and productivity, and are known to a skilled person in the art. The reaction conditions can be selected by a skilled person in the art in consideration of the process conditions.

5 The polymerization of the molten mixture of step a) is performed for 1 to 30 hours while increasing the temperature and decreasing the pressure from initial reaction conditions of a temperature 180 to 250 °C and a pressure 50 to 450 Torr to final reaction conditions of a temperature 270 to 350 °C and a pressure 0.001 to 20 Torr. Preferably, the initial reaction conditions are set to
10 a temperature of 180°C or higher and a pressure of 450 Torr or lower in consideration of the reaction rate, and the final reaction conditions are set to a temperature of 350 °C or lower and a pressure of 450 Torr or lower in consideration of the pyrolysis of the polymer.

In step b), the polymerization is performed for 2 to 20 hours, and more
15 preferably for 3 to 15 hours, while increasing the temperature and decreasing the pressure from initial reaction conditions of a temperature of 190 to 240 °C and more preferably of 200 to 240°C and a pressure of 80 to 350 Torr and more preferably of 90 to 300 Torr to final reaction conditions of a temperature of 280 to 340 °C and more preferably of 290 to 335°C and a pressure of 0.005 to 15
20 Torr and more preferably of 0.01 to 10 Torr.

In the following step, the method includes a step of heating the reaction product of step b) at a temperature of 270 to 350 °C for 1 to 25 hours. The heating is carried out to improve the luminosity by removing volatile compounds such as molecular iodine.

25 The reaction conditions of step c) are selected in consideration of an improvement in luminosity and a minimal time and temperature for removing

volatile compounds, and are preferably a temperature of 270 to 350 °C for 1 to 25 hours, more preferably of 285 to 340°C for 1.5 to 20 hours, and most preferably of 300 to 330°C for 2 to 15 hours.

When the reaction product obtain from step b) is heated, the viscosity of PAS resin increases excessively, which is confirmed by measurement of the viscosity increase. That is, the step c) is carried out so that the rate of viscosity increase represented by Formula 1 is lower than 10 percent (%):

Formula 1

$$\text{rate of viscosity increase (\%)} = \frac{\text{viscosity of reaction product of step c)}}{\text{viscosity of reaction product of step b)}} \times 100$$

More preferably, the heating of step c) is carried out so that the molecular weight of PAS resin becomes 10,000 to 55,000. To achieve the molecular weight of PAS resin, the polymerization terminator is contained, preferably at 1 to 30 parts by weight based on 100 parts by weight of sulfur.

In another embodiment, the present invention provides a PAS resin prepared the process of the present invention.

In the process of preparing PAS resin, the heating step after the polymerization is added, and the molecular weight of the product is controlled by adding a suitable amount of the polymerization terminator. Thus, the PAS resin has better thermal properties and luminosity defined by the CIE Lab color model.

In other words, because the PAS resin is prepared by the process of the present invention, it has a melting temperature (T_m) of 230 to 290 °C, luminosity, and a melting temperature and a melt viscosity satisfying Formula 2:

Formula 2

$$\text{Col - L} \geq -0.55 \times (T_m + 2.7 \log_{10} \frac{\text{MV}}{900}) + 197$$

Herein, Col-L is a luminosity defined by the CIE Lab color model, T_m is a melting temperature indicated by the Celsius temperature scale (°C), and MV is a melt viscosity defined as poise.

5 In a still further embodiment, the present invention provides a resin article manufactured from the polyarylene sulfide resin, where the article is a molded article, a film, a sheet, or a fiber.

The article is manufactured with a mixture of i) 30 to 99.9 wt% of the polyarylene sulfide resin, and ii) 0.1 to 70 wt% of a polyarylene sulfide resin
 10 synthesized from a metal sulfide and a dichlorinated aryl compound according to the Macallum process. In addition, the article is manufactured with a mixture of i) 30 to 99.9 wt% of the polyarylene sulfide resin, and ii) 0.1 to 70 wt% of a polyarylene sulfide resin that is synthesized from sulfur and an iodoaryl compound and satisfies Formula 3:

15 Formula 3

$$\text{Col-L} < -0.55 \times (T_m + 2.7 \log_{10} \frac{MV}{900}) + 197$$

Herein, Col-L is a luminosity defined by the CIE Lab color model, T_m is a melting temperature indicated by the Celsius temperature scale (°C), and MV
 20 is a melt viscosity defined as poise.

The article can be a molded article manufactured by injection molding, extrusion molding, and other molding process. The molded articles include injection molded articles, extrusion molded articles, or blowing molded articles. In the injection molding process, the temperature of the mold is 30°C or higher,
 25 more preferably 60°C or higher, and most preferably 80°C or higher in a crystallization aspect, and in terms of deformation of a test piece, the

temperature is 150°C or lower, more preferably 140°C or lower, and most preferably 130°C or lower. The article can be applied to parts of electrical and electronic systems, architecture, automobiles, machines, and articles for daily use.

5 The films or sheets are undrawn films or sheets, monoaxially-oriented films or sheets, and biaxially-oriented films or sheets. The fibers are undrawn fiber, drawn fiber, super-drawn fiber, etc., and can be used for woven fabrics, knitted fabrics, non-woven fabrics such as spun-bond, melt-blow, and staple, rope, and net.

10 The PAS resin of the present invention is further processed by blending with the PAS resin produced according to the Macullum process to adopt the rapid crystallization property. Alternatively, the PAS resin of the present invention is further processed by blending with a PAS resin synthesized from iodine compounds according to preparation methods other than the present
15 invention, thereby adopting the advantages of rapid crystallization and high luminosity of the PAS resin of the present invention.

The present invention is further explained in more detail with reference to the following examples. These examples, however, should not be interpreted as limiting the scope of the present invention in any manner.

20

A. Preparation of polyarylene sulfide resin without a polymerization catalyst

Comparative Example 1

25 A mixture of 300.0 g of p-diiodobenzene (pDIB), and 29.15 g of solid sulfur was melted at 180 °C.

The molten mixture was polymerized for 8 hours in total to produce PAS

resin as follows: at 220°C and 350 Torr for 1 hour; at 230°C and 200 Torr for 2 hours; at 250°C and 120 Torr for 1 hour; at 60 Torr for 1 hour; at 280°C for 1 hour; at 10 Torr for 1 hour; and at 300 °C and 1 Torr or lower for 1 hour.

5 **Comparative Example 2**

PAS resin was produced by substantially the same method of Comparative Example 1, except that 1.48 g of 4-iodobiphenyl as a polymerization terminator was added to the mixture.

10 **Example 1**

PAS resin was produced by substantially the same method of Comparative Example 2, except that the polymerization product was further heated at 300°C for 3 hours.

15 **Example 2**

PAS resin was produced by substantially the same method of Comparative Example 2, except that the polymerization product was further heated at 300°C for 12 hours.

20 **Example 3**

PAS resin was produced by substantially the same method of Comparative Example 2, except that the polymerization product was further heated at 320°C for 2 hours.

25 **Example 4**

PAS resin was produced by substantially the same method of Example

3, except that the polymerization product was further heated at 320 °C for 6 hours.

Test Example 1

5 The melt viscosity (MV), melting temperature (T_m), and luminosity (Col-L) of PAS resin obtained by Comparative Examples 1 and 2 and Examples 1 to 4 were measured and are shown in Table 1.

The melt viscosity was measured with a rotating disk viscometer at 300 °C, the melting temperature was measured with a Differential Scanning
 10 Calorimeter (DSC), and color analysis was performed by granulating the obtained polymer and test piece with a size of about 100 ea/g, crystallizing at 170 °C for 1 hour, and measuring luminosity defined by the CIE Lab color model with a colorimeter. The luminosity was calculated according to a Hunter L,a,b
 15 (CIE) as an international standard, and the definition and provision are specifically described in items E 308 and E 1347 of ASTM.

[Table 1]

Classification	Melting temperature(°C)	Luminosity (Col-L)	Melt viscosity (MV)
Comparative Example1	230.1	66.7	1030
Comparative Example2	233.1	68.0	970
Example 1	232.6	70.1	906
Example 2	232.3	72.2	1170
Example 3	232.0	72.3	1006
Example 4	231.4	74.0	1730

As shown in Table 1, Examples 1 to 4 that adopted the additional heating step following the polymerization step showed polymers with similar
 20 melting temperatures and improved luminosity compared to those of Comparative Examples1 and 2.

B. Preparation of polyarylene sulfide resin with a polymerization catalyst

Comparative Example 3

PAS resin was produced by substantially the same method of
5 Comparative Example 1, except that 10.30 g of 1,3-diiodo-4-nitrobenzene,
(mDINB) as a polymerization catalyst was added to the mixture to be
polymerized.

Comparative Example 4

10 PAS resin was produced by substantially the same method of
Comparative Example 3, except that 0.88g of 2,2'-dithiobisbenzothiazole
(MBTS) as a polymerization terminator was added to the mixture.

Example 5

15 PAS resin was produced by substantially the same method of
Comparative Example 4, except that the polymerization product was further
heated at 300°C for 3 hours.

Comparative Example 5

20 PAS resin was produced by substantially the same method of
Comparative Example 4, except that the polymerization product was further
heated at 300°C for 30 minutes.

Comparative Example 6

25 PAS resin was produced by substantially the same method of
Comparative Example 3, except that 1.10 g of 2,2'-dithiobisbenzothiazole

(MBTS) as a polymerization terminator was added to the mixture.

Example 6

PAS resin was produced by substantially the same method of
5 Comparative Example 6, except that the polymerization product was further
heated at 300°C for 3 hours.

Example 7

PAS resin was produced by substantially the same method of
10 Comparative Example 6, except that the polymerization product was further
heated at 300°C for 7 hours.

Example 8

PAS resin was produced by substantially the same method of
15 Comparative Example 6, except that the polymerization product was further
heated at 300°C for 12 hours.

Comparative Example 7

PAS resin was produced by substantially the same method of
20 Comparative Example 4, except that the polymerization product was further
heated at 300°C for 15 minutes.

Test Example 2

According to substantially the same method of Test Example 1, the melt
25 viscosity (MV), melting temperature (T_m), and luminosity (Col-L) of PAS resin
obtained by Comparative Examples 3 to 7 and Examples 5 to 8 were measured

and are shown in Table 2.

[Table 2]

Classification	Melting temperature(°C)	Luminosity (Col-L)	Melt viscosity (MV)
Comparative Example3	254.6	47.9	1019
Comparative Example4	265.7	48.3	995
Example 5	265.6	50.9	1024
Comparative Example5	266.3	46.0	381
Comparative Example6	266.8	48.9	963
Example 6	265.0	51.8	1011
Example 7	264.9	54.4	940
Example 8	264.3	55.2	1590
Comparative Example7	266.8	45.3	192

As shown in Table 2, the polymer obtained from Comparative Example 3 further including the polymerization catalyst, and the polymers obtained from Comparative Examples 4 and 5 further including the polymerization terminator showed an improved thermal property (melting temperature) and deteriorated luminosity, compared to that of Comparative Example 1.

Furthermore, Examples 5 to 8 that adopted the additional heating step following the polymerization step showed the polymers with similar melting temperatures and improved luminosity compared to those of Comparative Examples 3 to 7.

C. Production of injection molded product

15 Example 9

A test piece was produced from 1 kg of PAS resin of Example 8 with a catapult (ENGEL ES75P), and a tensile property test was carried out according to ASTM D638. In the process, the barrel temperature was 270°C, 300°C, and

300°C in order from feed opening, and the nozzle temperature was 310°C. As a result, tensile strength was 11,000 psi, tensile modulus was 830,000 psi, and elongation at break was 1.2 %, which satisfied the properties of PAS resin.

5 **Comparative Example 8**

A test piece was produced from 3 kg of PAS resin of Comparative Example 3 according to substantially the same method as Example 9.

Comparative Example 9

10 According to substantially the same method as Example 9, a test piece was produced from 3 kg of Ryton resin that was commercially available, and a representative PPS obtained by the Macullum process.

Example 10

15 According to substantially the same method as Example 9, a test piece was produced from a dry-blend of 2.85kg of the PAS resin of Example 8 and 0.15kg of the PAS resin of Comparative Example 3.

Example 11

20 According to substantially the same method as Example 9, a test piece was produced from a dry-blend of 2.7kg of the PAS resin of Example 8 and 0.3kg of the PAS resin of Comparative Example 3.

Example 12

25 According to substantially the same method as Example 9, a test piece was produced from a dry-blend of 1.5kg of the PAS resin of Example 8 and

1.5kg of the PAS resin of Comparative Example 3.

Example 13

According to substantially the same method as Example 9, a test piece
5 was produced from a dry-blend of 2.85kg of the PAS resin of Example 8 and
0.15kg of the Ryton resin of Comparative Example 9.

Example 14

According to substantially the same method as Example 9, a test piece
10 was produced from a dry-blend of 2.7kg of the PAS resin of Example 8 and
0.3kg of the Ryton resin of Comparative Example 9.

Example 15

According to substantially the same method as Example 9, a test piece
15 was produced from a dry-blend of 1.5kg of the PAS resin of Example 8 and
1.5kg of the Ryton resin of Comparative Example 9.

TEST EXAMPLE 3

The melting temperature (T_m), luminosity (Col-L), cold crystallization
20 temperature (T_{cc}), and crystallinity of PAS test pieces obtained by Comparative
Examples 8 to 9 and Examples 9 to 15 were measured and are shown in Table
3.

The melting temperature and cold crystallization temperature were
measured with a differential scanning calorimeter, and color analysis was
25 performed by granulating the obtained polymer and test piece with a size of
about 100 μm , crystallizing at 170 °C, for 1 hour, and measuring luminosity

defined by the CIE Lab color model with a colorimeter. The luminosity was calculated according to a Hunter L,a,b on the basis of color defined by the International Commission on Illumination (CIE) as a international standard, and the definition and provision are specifically described in items E 308 and E 1347 of ASTM.

The density of the test piece was measured with a density gradient column, and then calculated by the following formula to obtain crystallinity:

$$X_{c,v}(\%) = \frac{d - d_c}{d_a - d_c} \times 100$$

10

wherein $X_{c,v}$ is crystallinity rate of the test piece;

d is density of the test piece;

d_c is theoretical density of PAS resin in complete crystal form; and

d_a is density of PAS resin in complete amorphous form.

15

PPS resin has a d_c of 1.439 and a d_a of 1.320.

[Table 3]

Classification	Resin (used amount)		Tm(°C)	Tcc(°C)	Col-L	Crystallinity (v/v %)
Example 9	Example 8 (3kg)		265.0	185.6	54.9	28.5
Comparative Example 8	Comparative Example 3 (3kg)		254.2	170.8	47.1	14.1
Comparative Example 9	Ryton resin (3kg)		277.1	243.2	32.4	37.3
Example 10	Example 8 (2.85kg)	Comparative Example 3 (0.05kg)	264.4	184.9	54.7	28.6
Example 11	Example 8 (2.7kg)	Comparative Example 3 (0.3kg)	263.5	184.1	54.2	27.6
Example 12	Example 8 (1.5kg)	Comparative Example 3 (1.5kg)	258.7	178.2	51.6	19.4
Example 13	Example 8 (2.85kg)	Ryton resin (0.15kg)	274.3	234.6	53.5	34.7
Example 14	Example 8 (2.7kg)	Ryton resin (0.3kg)	276.8	240.5	52.4	36.8
Example 15	Example 8 (1.5kg)	Ryton resin (1.5kg)	277.0	242.4	43.2	36.8

When the injection molded articles of Example 9 and Comparative

Examples 8 to 9 were compared with the injection molded articles of Examples 10 to 12 and Examples 13 to 15 starting from the dry-blend, the articles of Examples 10 to 12 showed improved luminosity of Example 8, and the articles of Examples 13 to 15 represented a very high crystalline rate, and increased
5 crystallinity.

As described above, the process of polyarylene sulfide resin further includes a step of heating the polymerized product at a high temperature following the polymerization step, and uses the polymerization terminator in a suitable amount to control a molecular weight of polyarylene sulfide, thereby
10 producing PAS resin with excellent thermal properties and luminosity.

WHAT IS CLAIMED IS:

1. A process of preparing polyarylene sulfide comprising the steps of:

5 a) melting and mixing a composition comprising solid sulfur, iodinated aryl compounds, and a polymerization terminator;

b) polymerizing the molten mixture of step a) for 1 to 30 hours while increasing the temperature and decreasing the pressure from initial reaction conditions of a temperature 180 to 250 °C and a pressure 50 to 450 Torr to
10 final reaction conditions of a temperature 270 to 350 °C and a pressure 0.001 to 20 Torr; and

c) heating the reaction product of step b) at a temperature of 270 to 350 °C for 1 to 25 hours.

15 2. The process of preparing polyarylene sulfide according to Claim 1, wherein the step c) is carried out so that the rate of viscosity increase represented by Formula 1 is lower than 10 percent (%):

Formula 1

20
$$\text{rate of viscosity increase (\%)} = \frac{\text{viscosity of reaction product of step c)}}{\text{viscosity of reaction product of step b)}} \times 100$$

3. The process of preparing polyarylene sulfide according to Claim 2, wherein the heating in step c) is performed at 285°C to 340°C for 1.5 to 20 hours.

25

4. The process of preparing polyarylene sulfide according to Claim 1,

wherein the composition comprises 100 parts by weight of the solid sulfur, 500 to 10,000 parts by weight of the iodinated aryl compounds, and 1 to 30 parts by weight of the polymerization terminator with respect to 100 parts by weight of the solid sulfur.

5

5. The process of preparing polyarylene sulfide according to Claim 1, wherein the polymerization terminator is at least one selected from the group consisting of a monoiodoaryl compound, benzothiazole, benzothiazolesulfenamide, thiuram, and dithiocarbamate.

10

6. The process of preparing polyarylene sulfide according to Claim 5, wherein the polymerization terminator is at least one selected from the group consisting of iodobiphenyl, iodophenol, iodoaniline, iodobenzophenone, 2-mercaptobenzothiazole, 2,2'-dithiobisbenzothiazole, N-cyclohexylbenzothiazole-2-sulfenamide, 2-morpholinothiobenzothiazole, N-dicyclohexylbenzothiazole-2-sulfenamide, tetramethylthiuram monosulfide, tetramethylthiuram disulfide, zinc dimethyldithiocarbamate, and zinc diethyldithiocarbamate.

7. The process of preparing polyarylene sulfide according to Claim 1, wherein the composition further comprises at least a polymerization catalyst selected from the group consisting of 1,3-diiodo-4-nitrobenzene (mDINB), 1-iodo-4-nitrobenzene, 2,6-diiodo-4-nitrophenol, and 2,6-diiodo-4-nitrobenzene.

8. The process of preparing polyarylene sulfide according to Claim 7, wherein the polymerization catalyst is contained at 0.01 to 20 parts by weight with respect to 100 parts by weight of the solid sulfur.

9. A polyarylene sulfide resin that is prepared by a process according to any one of claim 1 to claim 8, and has a melting temperature (T_m) of 230 to 290 °C, and luminosity, melting temperature, and melt viscosity
5 satisfying Formula 2:

Formula 2

$$\text{Col-L} \geq -0.55 \times \left(T_m + 2.7 \log_{10} \frac{MV}{900} \right) + 197$$

wherein Col-L is a luminosity defined by the CIE Lab color model, T_m is
10 a melting temperature indicated by the Celsius temperature scale (°C), and MV is a melt viscosity defined as poise.

10. A resin article manufactured from the polyarylene sulfide resin of claim 9.

15

11. The resin article according to Claim 10, wherein the article is a molded article, a film, a sheet, or a fiber.

12. The resin article according to Claim 10, wherein the article is
20 manufactured with a mixture of i) 30 to 99.9 wt% of the polyarylene sulfide resin, and ii) 0.1 to 70 wt% of a polyarylene sulfide resin that is synthesized from a metal sulfide and a dichlorinated aryl compound according to a Macallum process.

25 13. The resin article according to Claim 10, wherein the article is manufactured with a mixture of i) 30 to 99.9 wt% of the polyarylene sulfide resin,

and ii) 0.1 to 70 wt% of a polyarylene sulfide resin that is synthesized from sulfur and an iodinated aryl compound and satisfies Formula 3:

Formula 3



$$\text{Col-L} < -0.55 \times \left(T_m + 2.7 \log_{10} \frac{\text{MV}}{900} \right) + 197$$

5

wherein Col-L is a luminosity defined by the CIE Lab color model, T_m is a melting temperature indicated by the Celsius temperature scale ($^{\circ}\text{C}$), and MV is a melt viscosity defined as poise.

INTERNATIONAL SEARCH REPORT

International application No.
PCT/KR2008/000051

A. CLASSIFICATION OF SUBJECT MATTER		
<i>C08G 75/04(2006.01)i</i>		
According to International Patent Classification (IPC) or to both national classification and IPC		
B. FIELDS SEARCHED		
Minimum documentation searched (classification system followed by classification symbols) IPC 8: C08G		
Documentation searched other than minimum documentation to the extent that such documents are included in the fields searched		
Electronic data base consulted during the international search (name of data base and, where practicable, search terms used) eKIPASS, PAJ, CAPLUS(STN)		
C. DOCUMENTS CONSIDERED TO BE RELEVANT		
Category*	Citation of document, with indication, where appropriate, of the relevant passages	Relevant to claim No.
X	US 4,952,671 A (FAGERBURG, D. R. et al.) 28 August 1990 See abstract; column 1, lines 9-19; column 4, lines 26-38; column 5, line 51-column 7, line 55; column 8, lines 12-14; example 1; claims 1-3.	1-13
X	US 4,945,155 A (FAGERBURG, D. R. et al.) 31 July 1990 See abstract; column 2, line 19-column 3, line 41; column 3, lines 47-63; column 4, lines 16-34; column 4, lines 59-65; example 1; claims 1-6.	1-13
A	US 4,786,713 A (RULE, MARK et al.) 22 November 1988 cited in the application See abstract; column 3, line 33-column 4, line 14; column 4, line 34-line 49; examples; claims 1-5.	1-13
A	JP 02-194054 A2 (TOOPUREN:KK) 31 July 1990 See abstract.	1-13
<input type="checkbox"/> Further documents are listed in the continuation of Box C. <input checked="" type="checkbox"/> See patent family annex.		
* Special categories of cited documents: "A" document defining the general state of the art which is not considered to be of particular relevance "E" earlier application or patent but published on or after the international filing date "L" document which may throw doubts on priority claim(s) or which is cited to establish the publication date of citation or other special reason (as specified) "O" document referring to an oral disclosure, use, exhibition or other means "P" document published prior to the international filing date but later than the priority date claimed "T" later document published after the international filing date or priority date and not in conflict with the application but cited to understand the principle or theory underlying the invention "X" document of particular relevance; the claimed invention cannot be considered novel or cannot be considered to involve an inventive step when the document is taken alone "Y" document of particular relevance; the claimed invention cannot be considered to involve an inventive step when the document is combined with one or more other such documents, such combination being obvious to a person skilled in the art "&" document member of the same patent family		
Date of the actual completion of the international search 16 APRIL 2008 (16.04.2008)		Date of mailing of the international search report 16 APRIL 2008 (16.04.2008)
Name and mailing address of the ISA/KR  Korean Intellectual Property Office Government Complex-Daejeon, 139 Seonsa-ro, Seo-gu, Daejeon 302-701, Republic of Korea Facsimile No. 82-42-472-7140		Authorized officer SHIN, JIN SUP Telephone No. 82-42-481-8290 

INTERNATIONAL SEARCH REPORT

Information on patent family members

International application No.

PCT/KR2008/000051

Patent document cited in search report	Publication date	Patent family member(s)	Publication date
US04952671A	28.08.1990	AT87949E	15.04.1993
		CA1339179A1	29.07.1997
		DE68905880T2	28.10.1993
		EP00354133A1	07.02.1990
		EP00354133B1	07.04.1993
		EP0424447A1	02.05.1991
		ES2039918T3	01.10.1993
		JP03506047	26.12.1991
		JP2810745B2	15.10.1998
		JP3506047T2	26.12.1991
		KR0142100B1	01.07.1998
		KR1019900701886	04.12.1990
		W09000575A1	25.01.1990
		US04945155A	31.07.1990
W09013589A1	15.11.1990		
US04786713A	22.11.1988	AT84805E	15.02.1993
		AU2728788A1	23.05.1989
		AU628032B2	10.09.1992
		CA1311875A1	22.12.1992
		CN1032942A	17.05.1989
		DE3877767C0	04.03.1993
		DE3877767T2	05.08.1993
		DK96390A	12.06.1990
		DK96390A0	18.04.1990
		EP0316078A2	17.05.1989
		EP0383826A1	29.08.1990
		EP0316078A3	31.05.1989
		EP0316078B1	23.12.1992
		EP0383826B1	20.01.1993
		ES2036270T3	16.05.1993
		GR3007146T3	30.07.1993
		JP2638173B2	06.08.1997
		JP3502586T2	13.06.1991
		N0173064B	12.07.1993
		N0173064C	20.10.1993
		N0901709A	01.06.1990
N0901709A0	18.04.1990		
W08903850A1	05.05.1989		
JP02194054A2	31.07.1990	JP2717565B2	18.02.1998