



(51) International Patent Classification:
Not classified

(21) International Application Number:
PCT/CN2019/079712

(22) International Filing Date:
26 March 2019 (26.03.2019)

(25) Filing Language: English

(26) Publication Language: English

(71) Applicant: **ALIBABA GROUP HOLDING LIMITED**
[—/CN]; Fourth Floor, One Capital Place, P.O. Box 847,
George Town, Grand Cayman (KY).

(72) Inventor: **SUN, He**; Alibaba Group Legal Department 5/F,
Building 3, No. 969 West Wen Yi Road, Yu Hang District,
Hangzhou, Zhejiang 311121 (CN).

(74) Agent: **BEIJING BESTIPR INTELLECTUAL PROP-
ERTY LAW CORPORATION**; Room 409, Tower B, Ka
Wah Building, No. 9 Shangdi 3rd Street, Haidian District,
Beijing 100085 (CN).

(81) Designated States (unless otherwise indicated, for every kind of national protection available): AE, AG, AL, AM, AO, AT, AU, AZ, BA, BB, BG, BH, BN, BR, BW, BY, BZ, CA, CH, CL, CN, CO, CR, CU, CZ, DE, DJ, DK, DM, DO, DZ, EC, EE, EG, ES, FI, GB, GD, GE, GH, GM, GT, HN, HR, HU, ID, IL, IN, IR, IS, JO, JP, KE, KG, KH, KN, KP, KR, KW, KZ, LA, LC, LK, LR, LS, LU, LY, MA, MD, ME, MG, MK, MN, MW, MX, MY, MZ, NA, NG, NI, NO, NZ, OM, PA, PE, PG, PH, PL, PT, QA, RO, RS, RU, RW, SA, SC, SD, SE, SG, SK, SL, SM, ST, SV, SY, TH, TJ, TM, TN, TR, TT, TZ, UA, UG, US, UZ, VC, VN, ZA, ZM, ZW.

(84) Designated States (unless otherwise indicated, for every kind of regional protection available): ARIPO (BW, GH, GM, KE, LR, LS, MW, MZ, NA, RW, SD, SL, ST, SZ, TZ, UG, ZM, ZW), Eurasian (AM, AZ, BY, KG, KZ, RU, TJ, TM), European (AL, AT, BE, BG, CH, CY, CZ, DE, DK, EE, ES, FI, FR, GB, GR, HR, HU, IE, IS, IT, LT, LU, LV, MC, MK, MT, NL, NO, PL, PT, RO, RS, SE, SI, SK, SM, TR), OAPI (BF, BJ, CF, CG, CI, CM, GA, GN, GQ, GW, KM, ML, MR, NE, SN, TD, TG).

(54) Title: SYSTEM AND METHOD FOR IMPLEMENTING DIFFERENT TYPES OF BLOCKCHAIN CONTRACTS

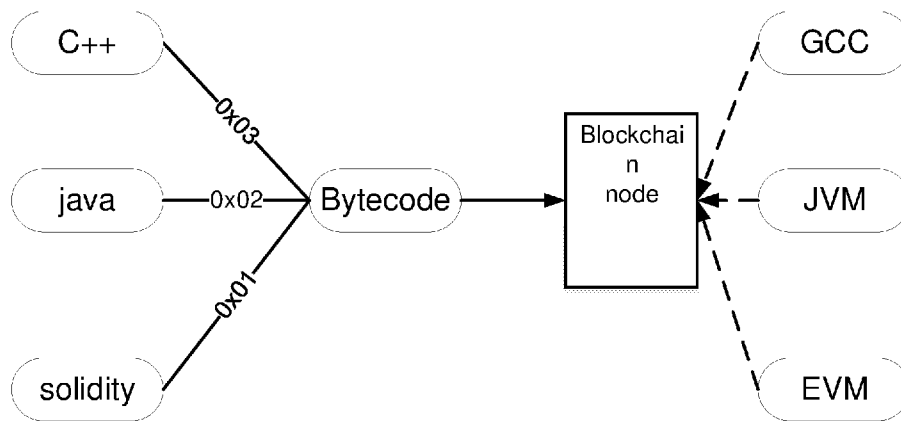


FIG. 3

(57) Abstract: Methods, systems, and apparatus, including computer programs encoded on computer storage media, for implementing blockchain contracts are provided. One of the methods includes: obtaining bytecode of a blockchain contract, wherein the bytecode comprises an indicator indicating a type of the blockchain contract; determining a virtual machine corresponding to the type based at least on the indicator; and triggering the determined virtual machine to execute the blockchain contract.



Published:

- *upon request of the applicant, before the expiration of the time limit referred to in Article 21(2)(a)*
- *without international search report and to be republished upon receipt of that report (Rule 48.2(g))*

SYSTEM AND METHOD FOR IMPLEMENTING DIFFERENT TYPES OF BLOCKCHAIN CONTRACTS

TECHNICAL FIELD

[1] This application generally relates to methods and devices for implementing different types of blockchain contracts.

BACKGROUND

[2] Blockchain provides data storage in a decentralized fashion, by keeping the data in a series of data blocks having precedence relationship between each other. The chain of blocks is maintained and updated by a network of nodes, which are also responsible for validating the data. More recently, blockchain has expanded to provide a framework for execution of blockchain contracts (e.g., smart contracts), which include contractual terms between users written in lines of code. The blockchain contract may be a computer protocol intended to digitally facilitate, verify, or enforce the negotiation or performance of a contract. To handle the blockchain contracts, each node of the blockchain network runs a corresponding virtual machine (VM) and executes the same instructions. A VM is a software emulation of a computer system based on computer architectures that provides functionality of a physical computer. VM in the blockchain context can be understood as a system designed to operate as a runtime environment for blockchain contracts.

[3] Currently, each blockchain system typically supports one type of VM and one corresponding programming language. For example, Ethereum supports Ethereum Virtual Machine (EVM) which requires programming in solidity (a contract-oriented programming language for writing blockchain contracts implemented by EVM). The Ethereum blockchain system does not support contract languages in other program languages such as c++, java, python, etc. This prevents the acceptance of blockchain contracts written in other program languages and turns away users who have not yet mastered the solidity language. Such deficiency curbs innovation and limits the application of blockchain systems.

SUMMARY

[4] Various embodiments of the specification include, but are not limited to, systems, methods, and non-transitory computer readable media for implementing different types of blockchain contracts.

[5] According to some embodiments, a computer-implemented method for implementing blockchain contracts comprises: obtaining bytecode of a blockchain contract, wherein the bytecode comprises an indicator indicating a type of the blockchain contract; determining a virtual machine corresponding to the type based at least on the indicator; and triggering the determined virtual machine to execute the blockchain contract.

[6] According to one embodiment, obtaining the bytecode of the blockchain contract comprises obtaining from a client device the bytecode of the blockchain contract, wherein the bytecode is compiled from source code of the blockchain contract, and the source code comprises the indicator.

[7] According to another embodiment, obtaining the bytecode of the blockchain contract comprises: obtaining from a client device source code of the blockchain contract, the source code comprising the indicator; and compiling the source code to obtain the bytecode of the blockchain contract.

[8] According to yet another embodiment, obtaining the bytecode of the blockchain contract comprises: obtaining from a client device raw bytecode for executing the blockchain contract, wherein the raw bytecode is compiled from raw source code for executing the blockchain contract; and adding the indicator to the raw bytecode to obtain the bytecode of the blockchain contract.

[9] According to still another embodiment, obtaining the bytecode of the blockchain contract comprises: obtaining from a client device raw source code for executing the blockchain contract; compiling the raw source code to obtain raw bytecode; and adding the indicator to the raw bytecode to obtain the bytecode of the blockchain contract.

[10] According to some embodiments, the indicator corresponds to a first byte of the bytecode of the blockchain contract.

[11] According to other embodiments, the type of the blockchain contract is solidity contract or native contract.

[12] According to yet other embodiments, the type is associated with a programming language.

[13] According to still other embodiments, the programming language comprises c++, java, solidity, or python; the virtual machine corresponding to c++ is GNU compiler collection (GCC); the virtual machine corresponding to java is java virtual machine (JVM); the virtual machine corresponding to solidity is ethereum virtual machine (EVM); and the virtual machine corresponding to python is python virtual machine (PVM).

[14] According to some embodiments, a system for implementing blockchain contracts comprises one or more processors and one or more non-transitory computer-readable memories coupled to the one or more processors and configured with instructions executable by the one or more processors to cause the system to perform operations comprising: obtaining bytecode of a blockchain contract, wherein the bytecode comprises an indicator indicating a type of the blockchain contract; determining a virtual machine corresponding to the type based at least on the indicator; and triggering the determined virtual machine to execute the blockchain contract.

[15] According to other embodiments, a non-transitory computer-readable storage medium for implementing blockchain contracts, the storage medium configured with instructions executable by one or more processors to cause the one or more processors to perform operations comprising: obtaining bytecode of a blockchain contract, wherein the bytecode comprises an indicator indicating a type of the blockchain contract; determining a virtual machine corresponding to the type based at least on the indicator; and triggering the determined virtual machine to execute the blockchain contract.

[16] According to still other embodiments, an apparatus for implementing blockchain contracts comprises an obtaining module for obtaining bytecode of a blockchain contract, wherein the bytecode comprises an indicator indicating a type of the blockchain contract; a determining module for determining a virtual machine corresponding to the type based at least on the indicator; and a triggering module for triggering the determined virtual machine to execute the blockchain contract.

[17] According to some embodiments, a computer-implemented method for implementing blockchain contracts comprises: generating bytecode of a blockchain contract, wherein the bytecode comprises an indicator indicating a type of the blockchain contract; and transmitting the bytecode of the blockchain contract to a blockchain node for the blockchain

node to trigger a virtual machine corresponding to the type based on the indicator to execute the blockchain contract.

[18] According to other embodiments, generating the bytecode of the blockchain contract comprises: compiling source code of the blockchain contract to obtain the bytecode of the blockchain, the source code comprising the indicator.

[19] According to yet other embodiments, generating the bytecode of the blockchain contract comprises: compiling raw source code for executing the blockchain contract to obtain raw bytecode for executing the blockchain contract; and adding the indicator to the raw bytecode to obtain the bytecode of the blockchain contract.

[20] According to some embodiments, a system for implementing blockchain contracts comprises one or more processors and one or more non-transitory computer-readable memories coupled to the one or more processors and configured with instructions executable by the one or more processors to cause the system to perform operations comprising: generating bytecode of a blockchain contract, wherein the bytecode comprises an indicator indicating a type of the blockchain contract; and transmitting the bytecode of the blockchain contract to a blockchain node for the blockchain node to trigger a virtual machine corresponding to the type based on the indicator to execute the blockchain contract.

[21] According to other embodiments, a non-transitory computer-readable storage medium for implementing blockchain contracts, the storage medium configured with instructions executable by one or more processors to cause the one or more processors to perform operations comprising: generating bytecode of a blockchain contract, wherein the bytecode comprises an indicator indicating a type of the blockchain contract; and transmitting the bytecode of the blockchain contract to a blockchain node for the blockchain node to trigger a virtual machine corresponding to the type based on the indicator to execute the blockchain contract.

[22] According to yet other embodiments, an apparatus for implementing blockchain contracts comprises a generating module for generating bytecode of a blockchain contract, wherein the bytecode comprises an indicator indicating a type of the blockchain contract; and a transmitting module for transmitting the bytecode of the blockchain contract to a blockchain node for the blockchain node to trigger a virtual machine corresponding to the type based on the indicator to execute the blockchain contract.

[23] According to some embodiments, a system for implementing blockchain contracts comprising: one or more processors; and one or more computer-readable memories coupled to the one or more processors and having instructions stored thereon that are executable by the one or more processors to perform the method of any of the preceding embodiments.

[24] According to other embodiments, an apparatus for implementing blockchain contracts comprises a plurality of modules for performing the method of any of the preceding embodiments.

[25] Embodiments disclosed in the specification have one or more technical effects. In some embodiments, the bytecode contains an indicator of the type of the blockchain contract (e.g., solidity contract, native contract). Thus, when a blockchain node tries to execute (e.g., deploy, invoke) the blockchain contract, it can trigger the corresponding virtual machine according to the indicator. In other embodiments, as a bytecode format, the indicator takes the first byte of the bytecode for easy recognition. In some embodiments, by adopting such format, a blockchain system can easily integrate different types of virtual machines at a low cost while having compatible data exchanges. Blockchain nodes (e.g., full nodes) can improve their efficiencies by incorporating the different types of virtual machines. Client devices (e.g., lightweight nodes) may no longer be restricted to a particular type of programming language in order to interact with the blockchain system. In other embodiments, the hardware machine of the blockchain node may access various virtual machines (e.g., from previous installations in the hardware machine or system configurations). The blockchain node can determine the contract type based on the bytecode of the received contract and trigger the corresponding virtual machine to execute the contract. In still other embodiments, the blockchain system can support blockchain contracts written in different programming languages and corresponding to different virtual machines. Blockchain contracts are no longer required to be written in an exclusive programming language. In yet other embodiments, different virtual machines can be integrated to the hardware machine of the blockchain node and tapped to deploy, invoke, or otherwise operate on the blockchain contracts written in any programming language. In still other embodiments, the communicativeness and compatibleness of the blockchain system are significantly expanded.

[26] These and other features of the systems, methods, and non-transitory computer readable media disclosed herein, as well as the methods of operation and functions of the related elements of structure and the combination of parts and economies of manufacture,

will become more apparent upon consideration of the following description and the appended claims with reference to the accompanying drawings, all of which form a part of this specification, wherein like reference numerals designate corresponding parts in the various figures. It is to be expressly understood, however, that the drawings are for purposes of illustration and description only and are not intended as limiting.

BRIEF DESCRIPTION OF THE DRAWINGS

[27] FIG. 1 illustrates a system for implementing blockchain contracts, in accordance with some embodiments.

[28] FIG. 2A and FIG. 2B illustrate a framework for implementing blockchain contracts, in accordance with some embodiments.

[29] FIG. 3 illustrates bytecode for implementing blockchain contracts, in accordance with some embodiments.

[30] FIG. 4A illustrates a flowchart of a method for adding an indicator, in accordance with some embodiments.

[31] FIG. 4B illustrates a flowchart of another method for adding an indicator, in accordance with some embodiments.

[32] FIG. 5A illustrates a flowchart of a method for implementing blockchain contracts, in accordance with some embodiments.

[33] FIG. 5B illustrates a flowchart of another method for implementing blockchain contracts, in accordance with some embodiments.

[34] FIG. 6A illustrates a block diagram of an apparatus for implementing blockchain contracts, in accordance with some embodiments.

[35] FIG. 6B illustrates a block diagram of another apparatus for implementing blockchain contracts, in accordance with some embodiments.

[36] FIG. 7 illustrates a block diagram of a computer system in which any of the embodiments described herein may be implemented.

DETAILED DESCRIPTION

[37] FIG. 1 shows an example of a blockchain network 100, in accordance with some embodiments. As shown, the blockchain network 100 may comprise one or more client devices (e.g., Node A, Node B, etc.) coupled to a blockchain system 112. The client devices may include lightweight nodes. A lightweight node may not download the complete blockchain, but may instead just download the block headers to validate the authenticity of the blockchain transactions. Lightweight nodes may be served by and effectively dependent on full nodes (e.g., those in the blockchain system 112) to access more functions of the blockchain. The lightweight nodes may be implemented in electronic devices such as laptops, mobile phones, and the like by installing an appropriate software.

[38] The blockchain system 112 may comprise a plurality of blockchain nodes (e.g., Node 1, Node 2, Node 3, Node 4, Node i, etc.), which may include full nodes. Full nodes may download every block and blockchain transaction and check them against the blockchain's consensus rules. The blockchain nodes may form a network (e.g., peer-to-peer network) with one blockchain node communicating with another. The order and the number of the blockchain nodes as shown are merely examples and for the simplicity of illustration. The blockchain nodes may be implemented in servers, computers, etc. For example, the blockchain nodes may be implemented in a cluster of servers. The cluster of servers may employ load balancing. Each blockchain node may correspond to one or more physical hardware devices or virtual devices coupled together via various types of communication methods such as TCP/IP. Depending on the classifications, the blockchain nodes may also be referred to as full nodes, Geth nodes, consensus nodes, etc.

[39] Each of the client devices and blockchain nodes may be installed with appropriate software (e.g., application program interface) and/or hardware (e.g., wires, wireless connections) to access other devices of the blockchain network 100. In general, the client devices and blockchain nodes may be able to communicate with one another through one or more wired or wireless networks (e.g., the Internet) through which data can be communicated. Each of the client devices and blockchain nodes may include one or more processors and one or more memories coupled to the one or more processors. The memories may be non-transitory and computer-readable and be configured with instructions executable by one or more processors to cause the one or more processors to perform operations described herein. The instructions may be stored in the memories or downloaded over a communications

network without necessarily being stored in the memories. Although the client devices and blockchain nodes are shown as separate components in this figure, it will be appreciated that these systems and devices can be implemented as single devices or multiple devices coupled together. That is, a client device (e.g., Node A) may be alternatively integrated into a blockchain node (e.g., Node 1).

[40] The client devices such as Node A and Node B may be installed with an appropriate blockchain software to initiate, forward, or access blockchain transactions. Node A may access the blockchain through communications with Node 1 or one or more other blockchain nodes, and Node B may access the blockchain through communications with Node 2 or one or more other blockchain nodes. Node A may submit a blockchain transaction to the blockchain through Node 1 or similar nodes to request adding the blockchain transaction to the blockchain. The submitted blockchain transaction may comprise a blockchain contract (e.g., smart contract) for deployment on the blockchain. In some embodiments, the term “blockchain transaction” (or “transaction” for short) may be implemented via a blockchain system and recorded to the blockchain. The blockchain transaction may include, for example, a financial transaction, a blockchain contract transaction for deploying or invoking a blockchain contract, a blockchain transaction that updates a state (e.g., world state) of the blockchain, etc. The blockchain transaction does not have to involve a financial exchange.

[41] The blockchain may be maintained by the blockchain nodes each comprising or coupling to a memory. In some embodiments, the memory may store a pool database. The pool database may be accessible to the plurality of blockchain nodes in a distributed manner. For example, the pool database may be respectively stored in the memories of the blockchain nodes. The pool database may store a plurality of blockchain transactions submitted by the one or more client devices similar to Node A.

[42] In some embodiments, after receiving a blockchain transaction request of an unconfirmed blockchain transaction, the recipient blockchain node may perform some preliminary verification of the blockchain transaction. For example, Node 1 may perform the preliminary verification after receiving the blockchain transaction from Node A. Once verified, the blockchain transaction may be stored in the pool database of the recipient blockchain node (e.g., Node 1), which may also forward the blockchain transaction to one or more other blockchain nodes (e.g., Node 3, Node 4). The one or more other blockchain nodes may repeat the process done by the recipient node.

[43] Once the blockchain transactions in the corresponding pool database reach a certain level (e.g., a threshold amount), the blockchain nodes may each verify the batch of blockchain transactions in the corresponding pool database according to consensus rules or other rules. If the blockchain transaction involves a blockchain contract (e.g., smart contract), the blockchain node may execute the blockchain contract locally. The blockchain contract may include user-written contract code. For example, a blockchain transaction may encode data in contract code for data storage (by contract deployment) or retrieval (by invoking a deployed contract).

[44] A certain blockchain node that successfully verifies its batch of blockchain transactions in accordance with consensus rules may pack the blockchain transactions into its local copy of the blockchain and multicast the results to other blockchain nodes. The certain blockchain node may be a blockchain node that has first successfully completed the verification, that has obtained the verification privilege, or that has been determined based on another consensus rule, etc. Then, the other blockchain nodes may execute the blockchain transactions locally, verify the execution results with one another (e.g., by performing hash calculations), and synchronize their copies of the blockchain with that of the certain blockchain node. By updating their local copies of the blockchain, the other blockchain nodes may similarly write such information in the blockchain transaction into respective local memories. As such, the blockchain contract can be deployed on the blockchain. If the verification fails at some point, the blockchain transaction is rejected.

[45] The deployed blockchain contract may have an address, according to which the deployed contract can be accessed. A blockchain node may invoke the deployed blockchain contract by inputting certain parameters to the blockchain contract. In one embodiment, Node B may request to invoke the deployed blockchain contract to perform various operations. For example, data stored in the deployed blockchain contract may be retrieved. For another example, data may be added to the deployed blockchain contract. For yet another example, a financial transaction specified in the deployed blockchain contract may be executed. Notwithstanding the above, other types of blockchain systems and associated consensus rules may be applied to the disclosed blockchain system. An example of deploying and calling a blockchain contract is provided below with respect to FIG. 2A and FIG. 2B.

[46] FIG. 2A and FIG. 2B illustrate a framework for implementing blockchain contracts, in accordance with some embodiments. FIG. 2A shows deploying a blockchain contract, in

accordance with some embodiments. In some embodiments, a blockchain contract may start with its construction in source code. For example, a user A may program a blockchain contract in source code and input the source code to an interface of a user-end application 211. In this figure, the user-end application 211 is installed in Node A. The source code may be written in a programming language such as java, c++, python, solidity, etc. To deploy the blockchain contract, Node A may compile the blockchain contract source code using a corresponding compiler 212, which converts the source code into bytecode. Bytecode may be program code that has been compiled from source code into low-level code designed for a software interpreter. After receiving the bytecode, the user-end application may generate a blockchain transaction A including the bytecode and submit the blockchain transaction to one or more of the blockchain nodes. For example, the blockchain transaction may comprise information such as nonce (e.g., blockchain transaction serial number), from (e.g., an address of user A's account), to (e.g., empty if deploying a blockchain contract), GasLimit (e.g., an upper limit of blockchain transaction fee consumed for the blockchain transaction), GasPrice (e.g., a blockchain transaction fee offered by the sender), value (e.g., a financial transaction amount), data (e.g., the bytecode), etc. Node A may sign the blockchain transaction with various encryption methods to represent endorsement by Node A.

[47] Node A may send the blockchain transaction to a blockchain node (e.g., Node 1) through a remote procedure call (RPC) interface 213. RPC is a protocol that a first program (e.g., user-end application) can use to request a service from a second program located in another computer on a network (e.g., blockchain node) without having to understand the network's details. When the first program causes a procedure to execute in a different address space (e.g., on Node 1), it is as if a normal (local) procedure call, without the programmer explicitly coding the details for the remote interaction.

[48] Though the compiler is shown to be included in the client device Node A, in some embodiments, the compiler can be alternatively included in another device accessible to the client device. The client device may couple to the compiler remotely to compile the source code into bytecode. In some other embodiments, the compiler can be alternatively included in the blockchain node (e.g., Node 1) or in another device accessible to the blockchain node. The blockchain node may obtain the source code from the client device and compile the source code into bytecode using the compiler. In yet other embodiments, the client device (e.g., Node A whether or not including the compiler) may be integrated with the blockchain

node (e.g., Node 1). The steps performed by the client device may then be performed by the blockchain node.

[49] In some embodiments, the bytecode obtained by the blockchain node (e.g., Node 1) may follow a format described below with reference to FIG. 3A. For example, the bytecode may include an indicator indicating a type of the blockchain contract, etc. There are a variety of ways for the blockchain node to obtain the bytecode including the indicator. In one example, a source code version of the indicator may be included into the source code which is then compiled into bytecode, so that the bytecode includes a bytecode version of the indicator. The user, the client device, or the blockchain node may add the source code version of the indicator to the source code. In another example, the source code does not include the indicator, and after the source code is compiled into bytecode, a bytecode version of the indicator may be included into the bytecode. The user, the client device, or the blockchain node may add the bytecode version of the indicator to the bytecode.

[50] On receiving the blockchain transaction, as described earlier, Node 1 may verify if the blockchain transaction is valid. For example, the signature of Node A and other formats may be verified. If the verification succeeds, Node 1 may broadcast the blockchain transaction to the blockchain network including various other blockchain nodes. Some blockchain nodes may participate in the mining process of the blockchain transactions. The blockchain transaction sent by Node A may be picked by a certain node for consensus verification to pack into a new block. The certain node may create a contract account for the blockchain contract in association with a contract account address. The certain node may trigger its local virtual machine (VM) to execute the blockchain contract, thereby deploying the blockchain contract to its local copy of the blockchain and updating the account states in the blockchain. If the certain node succeeds in mining the new block, the certain node may broadcast the new block to other blockchain nodes. The other blockchain nodes may verify the new block as mined by the certain blockchain node. If consensus is reached, the blockchain transaction is respectively packed to the local copies of the blockchain maintained by the blockchain nodes. The blockchain nodes may similarly trigger their local VMs (e.g., local VM 1, local VM i, local VM 2) to execute the blockchain contract, thus invoking the blockchain contract deployed on the local copies of the blockchain (e.g., local blockchain copy 1, local blockchain copy i, local blockchain copy 2) and making corresponding updates. The hardware machine of each blockchain node may have access to one or more virtual

machines, which may be a part of or couple to the corresponding blockchain node. Each time, a corresponding local VM may be triggered to execute the blockchain contract. Likewise, all other blockchain transactions in the new block will be executed. Lightweight nodes may also synchronize to the updated blockchain.

[51] FIG. 2B shows invoking a deployed blockchain contract, in accordance with some embodiments. The steps are similar to the blockchain contract deployment described above with certain changes to the transmitted data. In some embodiments, a user B may program an instruction to invoke a blockchain contract in source code and input the source code to an interface of a user-end application 221. In this figure, the user-end application 221 is installed in Node B. The source code may be written in a programming language such as java, c++, python, solidity, etc. To invoke the blockchain contract, Node B may compile the instruction using a corresponding compiler 222, which converts the source code into bytecode. After receiving the bytecode, the user-end application may generate a blockchain transaction B including the bytecode and submit the blockchain transaction to one or more of the blockchain nodes. For example, the blockchain transaction may comprise information such as nonce (e.g., blockchain transaction serial number), from (e.g., an address of user B's account), to (e.g., an address of the deployed blockchain contract), GasLimit (e.g., an upper limit of blockchain transaction fee consumed for the blockchain transaction), GasPrice (e.g., a blockchain transaction fee offered by the sender), value (e.g., a financial transaction amount), data (e.g., the bytecode), etc. Node B may sign the blockchain transaction with various encryption methods to represent endorsement by Node B. Node B may send the blockchain transaction to a blockchain node (e.g., Node 2) through a remote procedure call (RPC) interface 223.

[52] Similar to the above description, though the compiler is shown to be included in the client device Node B, in some embodiments, the compiler can be alternatively included in another device accessible to the client device, in the blockchain node (e.g., Node 2), or in another device accessible to the blockchain node. In some embodiments, the bytecode obtained by the blockchain node (e.g., Node 2) may follow a format described below with reference to FIG. 3B. The bytecode may or may not include an indicator indicating a type of the blockchain contract.

[53] On receiving the blockchain transaction, Node 2 may verify if the blockchain transaction is valid. For example, the signature of Node B and other formats may be verified.

If the verification succeeds, Node 2 may broadcast the blockchain transaction to the blockchain network including various other blockchain nodes. Some blockchain nodes may participate in the mining process of the blockchain transactions. The blockchain transaction sent by Node B may be picked by a certain node for consensus verification to pack into a new block. The certain node may trigger its local VM to execute the blockchain contract, thereby invoking the blockchain contract deployed on its local copy of the blockchain and updating the account states in the blockchain. If the certain node succeeds in mining the new block, the certain node may broadcast the new block to other blockchain nodes. The other blockchain nodes may verify the new block as mined by the certain blockchain node. If consensus is reached, the blockchain transaction is respectively packed to the local copies of the blockchain maintained by the blockchain nodes. The blockchain nodes may similarly trigger their local VMs (e.g., local VM 1, local VM i, local VM 2) to execute the blockchain contract, thus invoking the blockchain contract deployed on the local copies of the blockchain (e.g., local blockchain copy 1, local blockchain copy i, local blockchain copy 2) and making corresponding updates. The hardware machine of each blockchain node may have access to one or more virtual machines, which may be a part of or couple to the corresponding blockchain node. Each time, a corresponding local VM may be triggered to execute the blockchain contract. Likewise, all other blockchain transactions in the new block will be executed. Lightweight nodes may also synchronize to the updated blockchain.

[54] FIG. 3 illustrates bytecode for implementing blockchain contracts, in accordance with some embodiments. The operations presented below are intended to be illustrative. Depending on the implementation, the exemplary steps may include additional, fewer, or alternative steps performed in various orders or in parallel.

[55] In some embodiments, a user may construct a blockchain contract in various programming languages (e.g., java, c++, python, solidity, etc.). The blockchain contract may be written in human-readable source code in the various programming languages, with a front-end software loaded to the client device. Then, a compiler may be triggered to compile the source code into bytecode. The compiler may be a computer software that transforms computer code written in one programming language into another programming language. Compilers can translate source code from a high-level programming language to a lower level language (e.g., bytecode) to create an executable program. Bytecode, also termed portable code, p-code, object code, or machine code, is a form of instruction set designed for

efficient execution by a software interpreter. Unlike the human-readable source code, bytecodes may include compact numeric codes, constants, and references (e.g., numeric addresses) that encode the result of compiler parsing and performing semantic analysis of program objects. The bytecode can be read and executed by a corresponding VM.

[56] In some embodiments, the client device (e.g., a mobile phone with a blockchain platform software installed) may prompt the user to enter, select, or otherwise identify the contract type of the blockchain contract (e.g., java-written contract, c++-written contract, python-written contract, etc.). Based on the user-provided information, the client device may apply an indicator to represent the contract type. The client device may alternatively auto-detect the blockchain contract type by analyzing the raw source code and add the indicator to represent the contract type. For example, “01” (a binary representation) or “0x01” (a hexadecimal representation) may represent a contract in solidity language, “02” or “0x02” may represent a contract in java language, “03” or “0x03” may represent a contract in c++ language, “04” or “0x04” may represent a contract in python language, etc. The indicator may not be limited to the above examples of representation. The indicator may be added in front of the as-compiled bytecode of the blockchain contract or at another location. In one example, the indicator may take up one byte of data. The bytecode may exist as a binary file, which can also be expressed in hexadecimal representation. A person of ordinary skill in the art will appreciate the use of various other types of indicator representations, the addition of the indicator to other alternative locations in the bytecode, and the use of additional byte spaces for representing the indicator.

[57] In some embodiments, a blockchain node may have access to one or more VMs. As described above, when a blockchain node obtains the bytecode comprising the indicator indicating the type of the blockchain contract, the blockchain node may extract a portion (e.g., the first byte) of the bytecode and activate a corresponding virtual machine to execute the blockchain contract based on the extracted portion of the bytecode. The indicator may be added by a user, a client device, or a blockchain node. The indicator may be added as source code to raw source code, and then the raw source code with the indicator is compiled into the bytecode. Alternatively, the indicator may be added as bytecode into raw bytecode that is compiled from raw source code and that does not include the indicator, so as to obtain the bytecode. The word “raw” may indicate that the corresponding code does not include the indicator.

[58] In some embodiments, the virtual machine may turn the bytecode into instructions run by a processor. For example, if the contract code is in c++, GNU compiler collection (GCC) may be called to execute the blockchain contract; if the contract code is in java, java virtual machine (JVM) may be called to execute the blockchain contract; if the contract code is in solidity, ethereum virtual machine (EVM) may be called to execute the blockchain contract; and if the contract code is in python, python virtual machine (PVM) may be called to execute the blockchain contract. The blockchain node may parse a portion (e.g., the first and second bytes) of the bytecode and trigger a corresponding VM to execute the blockchain contract. For example, the blockchain node may deploy the blockchain contract. The triggered VM may turn the bytecode into assembly language or other instruction set that can be run by a processor. For example, GCC, JVM, EVM, PVM, or another corresponding VM may be called to execute the blockchain contract.

[59] FIG. 4A illustrates a flowchart of a method for adding an indicator, in accordance with some embodiments. The operations presented below are intended to be illustrative. Depending on the implementation, the exemplary steps may include additional, fewer, or alternative steps performed in various orders or in parallel. Though FIG. 4A uses java as an exemplary programming language, various other programming languages may be used to write the blockchain contract.

[60] At step 411, a user may program a blockchain contract in java on a client device. A part of the exemplary raw java source code is shown. The raw java source code may not comprise the indicator.

[61] At step 412, the user or user's client device may add the indicator of the blockchain contract type in java source code.

[62] At step 413, the compiler may compile the source code with the indicator into bytecode of the blockchain contract. As an example, the first few bytes of the as-compiled java bytecode are shown. The compiled java bytecode may be comprised in a binary data file as instructions for a JVM to execute the blockchain contract.

[63] FIG. 4B illustrates a flowchart of a method for adding an indicator, in accordance with some embodiments. The operations presented below are intended to be illustrative. Depending on the implementation, the exemplary steps may include additional, fewer, or alternative steps performed in various orders or in parallel. Though FIG. 4B uses java as an

exemplary programming language, various other programming languages may be used to write the blockchain contract.

[64] At step 421, a user may program a blockchain contract in java on a client device. A part of the exemplary raw java source code is shown. The raw java source code may not comprise the indicator.

[65] At step 422, the compiler may compile the raw source code into raw bytecode of the blockchain contract. As an example, the first few bytes of the as-compiled raw java bytecode are shown.

[66] At step 423, the client device may insert an indicator of the blockchain contract type in the as-compiled raw java bytecode to obtain java bytecode of the blockchain contract. As an example shown here, the indicator may be added to the very front of the bytecode. In this example, the indicator is 02 which refers to JVM.

[67] FIG. 5A illustrates a flowchart of an exemplary method 510 for implementing blockchain contracts, according to some embodiments of this specification. The method 510 may be implemented by one or more components of the system 100 of FIG. 1 (e.g., Node 1, Node 2, ... , or Node i described above or a similar device, or a combination of any of the nodes and one or more additional devices such as Node A). The method 510 may be implemented by a system or device (e.g., computer, server) comprising various hardware machine and/or software. For example, the system or device may comprise one or more processors and one or more non-transitory computer-readable storage media (e.g., one or more memories) coupled to the one or more processors and configured with instructions executable by the one or more processors to cause the system or device (e.g., the processor) to perform the method 510. The operations of method 510 presented below are intended to be illustrative. Depending on the implementation, the method 510 may include additional, fewer, or alternative steps performed in various orders or in parallel. Further details of the method 510 can be referred to FIG. 1 to FIG. 4B and related descriptions above.

[68] In some embodiments, Node 1 may perform the method 510. Block 511 includes obtaining bytecode of a blockchain contract, wherein the bytecode comprises an indicator indicating a type of the blockchain contract. In some embodiments, the indicator corresponds to a first byte of the bytecode of the blockchain contract. The indicator may comprise a binary number, a hexadecimal number, etc. In some embodiments, the type of the blockchain

contract is solidity contract or native contract. Block 512 includes determining a virtual machine corresponding to the type based at least on the indicator. Block 513 includes triggering the determined virtual machine to execute the blockchain contract.

[69] In one embodiment, obtaining the bytecode of the blockchain contract comprises: obtaining from a client device the bytecode of the blockchain contract, wherein the bytecode is compiled from source code of the blockchain contract, and the source code comprises the indicator (in source code). For example, the source code may be compiled by a client device to generate the bytecode.

[70] In another embodiment, obtaining the bytecode of the blockchain contract comprises: obtaining from a client device source code of the blockchain contract, the source code comprising the indicator (in source code); and compiling the source code to obtain the bytecode of the blockchain contract. For example, the blockchain node may comprise or otherwise have access to a compiler to compile the source code.

[71] In yet another embodiment, obtaining the bytecode of the blockchain contract comprises: obtaining from a client device raw bytecode for executing the blockchain contract, wherein the raw bytecode is compiled from raw source code for executing the blockchain contract; and adding the indicator (in bytecode) to the raw bytecode to obtain the bytecode of the blockchain contract. The raw source code and the raw bytecode may not comprise the indicator. The source code may be compiled by a client device to generate the bytecode.

[72] In still another embodiment, obtaining the bytecode of the blockchain contract comprises: obtaining from a client device raw source code for executing the blockchain contract; compiling the raw source code to obtain raw bytecode; and adding the indicator (in bytecode) to the raw bytecode to obtain the bytecode of the blockchain contract. The raw source code and the raw bytecode may not comprise the indicator. The blockchain node may comprise or otherwise have access to a compiler to compile the source code.

[73] In some embodiments, the type of the blockchain contract is associated with a programming language. In some embodiments, the programming language comprises c++, java, solidity, or python; the virtual machine corresponding to c++ is GNU compiler collection (GCC); the virtual machine corresponding to java is java virtual machine (JVM); the virtual machine corresponding to solidity is ethereum virtual machine (EVM); and the virtual machine corresponding to python is python virtual machine (PVM).

[74] FIG. 5B illustrates a flowchart of an exemplary method 520 for implementing blockchain contracts, according to some embodiments of this specification. The method 520 may be implemented by one or more components of the system 100 of FIG. 1 (e.g., Node A, Node B, or a similar device, or a combination of any of the nodes and one or more additional devices such as Node 1, Node 2). The method 520 may be implemented by a system or device (e.g., computer, server) comprising various hardware machine and/or software. For example, the system or device may comprise one or more processors and one or more non-transitory computer-readable storage media (e.g., one or more memories) coupled to the one or more processors and configured with instructions executable by the one or more processors to cause the system or device (e.g., the processor) to perform the method 520. The operations of method 520 presented below are intended to be illustrative. Depending on the implementation, the method 520 may include additional, fewer, or alternative steps performed in various orders or in parallel. Further details of the method 520 can be referred to FIG. 1 to FIG. 4B and related descriptions above. The various embodiments described with reference to FIG. 5A may also apply to FIG. 5B.

[75] In some embodiments, Node A may perform the method 520. Block 521 includes: generating bytecode of a blockchain contract, wherein the bytecode comprises an indicator indicating a type of the blockchain contract. Block 522 includes: transmitting the bytecode of the blockchain contract to a blockchain node for the blockchain node to trigger a virtual machine corresponding to the type based on the indicator to execute the blockchain contract.

[76] Node A may include or otherwise have access to a compiler to compile the source code. In one embodiment, generating the bytecode of the blockchain contract comprises: compiling source code of the blockchain contract to obtain the bytecode of the blockchain, the source code comprising the indicator. In another embodiment, generating the bytecode of the blockchain contract comprises: compiling raw source code for executing the blockchain contract to obtain raw bytecode for executing the blockchain contract; and adding the indicator to the raw bytecode to obtain the bytecode of the blockchain contract.

[77] FIG. 6A illustrates a block diagram of a system 610 for implementing blockchain contracts, in accordance with some embodiments. The system 610 (e.g., a computer system) may be an example of an implementation of Node 1, Node 2, Node 3, ..., or Node *i* described above or a similar device, or a combination of any of the nodes and an additional device (e.g., Node A). For example, the method 510 may be implemented by the system 610.

The system 610 may comprise one or more processors and one or more non-transitory computer-readable storage media (e.g., one or more memories) coupled to the one or more processors and configured with instructions executable by the one or more processors to cause the system or device (e.g., the processor) to perform the methods and operations described above, e.g., the method 510. The system 610 may comprise various units/modules corresponding to the instructions (e.g., software instructions).

[78] In some embodiments, the system 610 may be referred to as an apparatus for implementing blockchain contracts. The apparatus may comprise an obtaining module 611 for obtaining bytecode of a blockchain contract, wherein the bytecode comprises an indicator indicating a type of the blockchain contract; a determining module 612 for determining a virtual machine corresponding to the type based at least on the indicator; and a triggering module 613 for triggering the determined virtual machine to execute the blockchain contract.

[79] FIG. 6B illustrates a block diagram of a system 620 for implementing blockchain contracts, in accordance with some embodiments. The system 620 (e.g., a computer system) may be an example of an implementation of Node A, Node B, or a similar device, or a combination of any of the nodes and an additional device (e.g., Node 1, Node 2). For example, the method 520 may be implemented by the system 620. The system 620 may comprise one or more processors and one or more non-transitory computer-readable storage media (e.g., one or more memories) coupled to the one or more processors and configured with instructions executable by the one or more processors to cause the system or device (e.g., the processor) to perform the methods and operations described above, e.g., the method 520. The system 620 may comprise various units/modules corresponding to the instructions (e.g., software instructions).

[80] In some embodiments, the system 620 may be referred to as an apparatus for implementing blockchain contracts. The apparatus may comprise a generating module 621 for generating bytecode of a blockchain contract, wherein the bytecode comprises an indicator indicating a type of the blockchain contract; and a transmitting module 622 for transmitting the bytecode of the blockchain contract to a blockchain node for the blockchain node to trigger a virtual machine corresponding to the type based on the indicator to execute the blockchain contract.

[81] The techniques described herein are implemented by one or more special-purpose computing devices. The special-purpose computing devices may be desktop computer systems, server computer systems, portable computer systems, handheld devices, networking devices or any other device or combination of devices that incorporate hard-wired and/or program logic to implement the techniques. The special-purpose computing devices may be implemented as personal computers, laptops, cellular phones, camera phones, smart phones, personal digital assistants, media players, navigation devices, email devices, game consoles, tablet computers, wearable devices, or a combination thereof. Computing device(s) are generally controlled and coordinated by operating system software. Conventional operating systems control and schedule computer processes for execution, perform memory management, provide file system, networking, I/O services, and provide a user interface functionality, such as a graphical user interface (“GUI”), among other things. The various systems, apparatuses, storage media, modules, and units described herein may be implemented in the special-purpose computing devices, or one or more computing chips of the one or more special-purpose computing devices. In some embodiments, the instructions described herein may be implemented in a virtual machine on the special-purpose computing device. When executed, the instructions may cause the special-purpose computing device to perform various methods described herein. The virtual machine may include a software, hardware, or a combination thereof.

[82] FIG. 7 is a block diagram that illustrates a computer system 700 upon which any of the embodiments described herein may be implemented. The system 700 may perform any of the methods described herein (e.g., the method 510 or 520 for implementing blockchain contracts). The system 700 may be implemented in any of the systems described herein (e.g., the system 610 or 620 for implementing blockchain contracts). The system 700 may be implemented in any of the nodes described herein and configured to perform corresponding steps for implementing blockchain contracts. The computer system 700 includes a bus 702 or other communication mechanism for communicating information, one or more hardware processor(s) 704 coupled with bus 702 for processing information. Hardware processor(s) 704 may be, for example, one or more general purpose microprocessors.

[83] The computer system 700 also includes a main memory 706, such as a random access memory (RAM), cache and/or other dynamic storage devices, coupled to bus 702 for storing information and instructions executable by processor(s) 704. Main memory 706 also

may be used for storing temporary variables or other intermediate information during execution of instructions executable by processor(s) 704. Such instructions, when stored in storage media accessible to processor(s) 704, render computer system 700 into a special-purpose machine that is customized to perform the operations specified in the instructions. The computer system 700 further includes a read only memory (ROM) 708 or other static storage device coupled to bus 702 for storing static information and instructions for processor(s) 704. A storage device 710, such as a magnetic disk, optical disk, or USB thumb drive (Flash drive), etc., is provided and coupled to bus 702 for storing information and instructions.

[84] The computer system 700 may implement the techniques described herein using customized hard-wired logic, one or more ASICs or FPGAs, firmware and/or program logic which in combination with the computer system causes or programs computer system 700 to be a special-purpose machine. According to one embodiment, the operations, methods, and processes described herein are performed by computer system 700 in response to processor(s) 704 executing one or more sequences of one or more instructions contained in main memory 706. Such instructions may be read into main memory 706 from another storage medium, such as storage device 710. Execution of the sequences of instructions contained in main memory 706 causes processor(s) 704 to perform the process steps described herein. In alternative embodiments, hard-wired circuitry may be used in place of or in combination with software instructions.

[85] The main memory 706, the ROM 708, and/or the storage 710 may include non-transitory storage media. The term “non-transitory media,” and similar terms, as used herein refers to media that store data and/or instructions that cause a machine to operate in a specific fashion, the media excludes transitory signals. Such non-transitory media may comprise non-volatile media and/or volatile media. Non-volatile media includes, for example, optical or magnetic disks, such as storage device 710. Volatile media includes dynamic memory, such as main memory 706. Common forms of non-transitory media include, for example, a floppy disk, a flexible disk, hard disk, solid state drive, magnetic tape, or any other magnetic data storage medium, a CD-ROM, any other optical data storage medium, any physical medium with patterns of holes, a RAM, a PROM, and EPROM, a FLASH-EPROM, NVRAM, any other memory chip or cartridge, and networked versions of the same.

[86] The computer system 700 also includes a network interface 718 coupled to bus 702. Network interface 718 provides a two-way data communication coupling to one or more network links that are connected to one or more local networks. For example, network interface 718 may be an integrated services digital network (ISDN) card, cable modem, satellite modem, or a modem to provide a data communication connection to a corresponding type of telephone line. As another example, network interface 718 may be a local area network (LAN) card to provide a data communication connection to a compatible LAN (or WAN component to communicated with a WAN). Wireless links may also be implemented. In any such implementation, network interface 718 sends and receives electrical, electromagnetic or optical signals that carry digital data streams representing various types of information.

[87] The computer system 700 can send messages and receive data, including program code, through the network(s), network link and network interface 718. In the Internet example, a server might transmit a requested code for an application program through the Internet, the ISP, the local network and the network interface 718.

[88] The received code may be executed by processor(s) 704 as it is received, and/or stored in storage device 710, or other non-volatile storage for later execution.

[89] Each of the processes, methods, and algorithms described in the preceding sections may be embodied in, and fully or partially automated by, code modules executed by one or more computer systems or computer processors comprising computer hardware. The processes and algorithms may be implemented partially or wholly in application-specific circuitry.

[90] The various features and processes described above may be used independently of one another, or may be combined in various ways. All possible combinations and sub-combinations are intended to fall within the scope of this specification. In addition, certain method or process blocks may be omitted in some implementations. The methods and processes described herein are also not limited to any particular sequence, and the blocks or states relating thereto can be performed in other sequences that are appropriate. For example, described blocks or states may be performed in an order other than that specifically disclosed, or multiple blocks or states may be combined in a single block or state. The examples of blocks or states may be performed in serial, in parallel, or in some other manner. Blocks or

states may be added to or removed from the disclosed embodiments. The examples of systems and components described herein may be configured differently than described. For example, elements may be added to, removed from, or rearranged compared to the disclosed embodiments.

[91] The various operations of methods described herein may be performed, at least partially, by one or more processors that are temporarily configured (e.g., by software) or permanently configured to perform the relevant operations. Whether temporarily or permanently configured, such processors may constitute processor-implemented engines that operate to perform one or more operations or functions described herein.

[92] Similarly, the methods described herein may be at least partially processor-implemented, with a particular processor or processors being an example of hardware. For example, at least some of the operations of a method may be performed by one or more processors or processor-implemented engines. Moreover, the one or more processors may also operate to support performance of the relevant operations in a “cloud computing” environment or as a “software as a service” (SaaS). For example, at least some of the operations may be performed by a group of computers (as examples of machines including processors), with these operations being accessible via a network (e.g., the Internet) and via one or more appropriate interfaces (e.g., an Application Program Interface (API)).

[93] The performance of certain of the operations may be distributed among the processors, not only residing within a single machine, but deployed across a number of machines. In some embodiments, the processors or processor-implemented engines may be located in a single geographic location (e.g., within a home environment, an office environment, or a server farm). In other embodiments, the processors or processor-implemented engines may be distributed across a number of geographic locations.

[94] Throughout this specification, plural instances may implement components, operations, or structures described as a single instance. Although individual operations of one or more methods are illustrated and described as separate operations, one or more of the individual operations may be performed concurrently, and nothing requires that the operations be performed in the order illustrated. Structures and functionality presented as separate components in configurations may be implemented as a combined structure or component. Similarly, structures and functionality presented as a single component may be

implemented as separate components. These and other variations, modifications, additions, and improvements fall within the scope of the subject matter herein. Furthermore, related terms (such as “first,” “second,” “third,” etc.) used herein do not denote any order, height, or importance, but rather are used to distinguish one element from another element. Furthermore, the terms “a,” “an,” and “plurality” do not denote a limitation of quantity herein, but rather denote the presence of at least one of the articles mentioned.

[95] Although an overview of the subject matter has been described with reference to specific embodiments, various modifications and changes may be made to these embodiments without departing from the broader scope of embodiments of the this specification. The Detailed Description should not to be taken in a limiting sense, and the scope of various embodiments is defined only by the appended claims, along with the full range of equivalents to which such claims are entitled.

CLAIMS:

1. A computer-implemented method for implementing blockchain contracts, comprising:

obtaining bytecode of a blockchain contract, wherein the bytecode comprises an indicator indicating a type of the blockchain contract;

determining a virtual machine corresponding to the type based at least on the indicator; and

triggering the determined virtual machine to execute the blockchain contract.

2. The method of claim 1, wherein obtaining the bytecode of the blockchain contract comprises:

obtaining from a client device the bytecode of the blockchain contract, wherein the bytecode is compiled from source code of the blockchain contract, and the source code comprises the indicator.

3. The method of claim 1, wherein obtaining the bytecode of the blockchain contract comprises:

obtaining from a client device source code of the blockchain contract, the source code comprising the indicator; and

compiling the source code to obtain the bytecode of the blockchain contract.

4. The method of claim 1, wherein obtaining the bytecode of the blockchain contract comprises:

obtaining from a client device raw bytecode for executing the blockchain contract, wherein the raw bytecode is compiled from raw source code for executing the blockchain contract; and

adding the indicator to the raw bytecode to obtain the bytecode of the blockchain contract.

5. The method of claim 1, wherein obtaining the bytecode of the blockchain contract comprises:

obtaining from a client device raw source code for executing the blockchain contract;

compiling the raw source code to obtain raw bytecode; and

adding the indicator to the raw bytecode to obtain the bytecode of the blockchain contract.

6. The method of any preceding claim, wherein:
the indicator corresponds to a first byte of the bytecode of the blockchain contract.

7. The method of any preceding claim, wherein:
the type of the blockchain contract is solidity contract or native contract.

8. The method of any preceding claim, wherein:
the type is associated with a programming language.

9. The method of claim 8, wherein:
the programming language comprises c++, java, solidity, or python;
the virtual machine corresponding to c++ is GNU compiler collection (GCC);
the virtual machine corresponding to java is java virtual machine (JVM);
the virtual machine corresponding to solidity is ethereum virtual machine (EVM); and
the virtual machine corresponding to python is python virtual machine (PVM).

10. A system for implementing blockchain contracts, comprising:
one or more processors; and
one or more computer-readable memories coupled to the one or more processors and
having instructions stored thereon that are executable by the one or more processors to
perform the method of any of claims 1 to 9.

11. An apparatus for implementing blockchain contracts, comprising a plurality of
modules for performing the method of any of claims 1 to 9.

12. A computer-implemented method for implementing blockchain contracts,
comprising:

generating bytecode of a blockchain contract, wherein the bytecode comprises an
indicator indicating a type of the blockchain contract; and

transmitting the bytecode of the blockchain contract to a blockchain node for the blockchain node to trigger a virtual machine corresponding to the type based on the indicator to execute the blockchain contract.

13. The method of claim 12, wherein generating the bytecode of the blockchain contract comprises:

compiling source code of the blockchain contract to obtain the bytecode of the blockchain, the source code comprising the indicator.

14. The method of claim 12, wherein generating the bytecode of the blockchain contract comprises:

compiling raw source code for executing the blockchain contract to obtain raw bytecode for executing the blockchain contract; and

adding the indicator to the raw bytecode to obtain the bytecode of the blockchain contract.

15. The method of any of claims 12-14, wherein:

the indicator corresponds to a first byte of the bytecode of the blockchain contract.

16. The method of any of claims 12-14, wherein:

the type of the blockchain contract is solidity contract or native contract.

17. The method of any of claims 12-14, wherein:

the type is associated with a programming language.

18. The method of claim 17, wherein:

the programming language comprises c++, java, solidity, or python;

the virtual machine corresponding to c++ is GNU compiler collection (GCC);

the virtual machine corresponding to java is java virtual machine (JVM);

the virtual machine corresponding to solidity is ethereum virtual machine (EVM); and

the virtual machine corresponding to python is python virtual machine (PVM).

19. A system for implementing blockchain contracts, comprising:

one or more processors; and

one or more computer-readable memories coupled to the one or more processors and having instructions stored thereon that are executable by the one or more processors to perform the method of any of claims 12 to 18.

20. An apparatus for implementing blockchain contracts, comprising a plurality of modules for performing the method of any of claims 12 to 18.

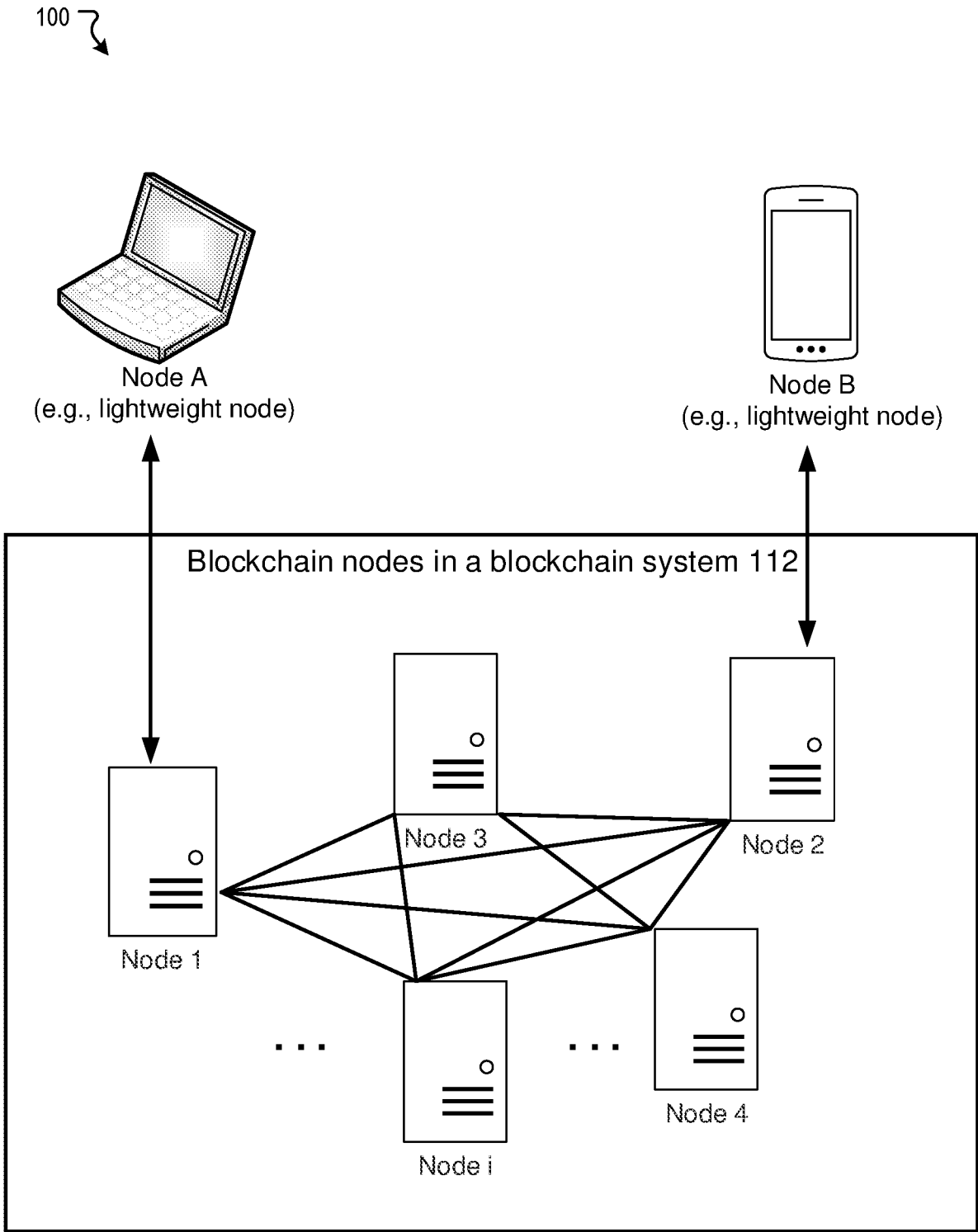


FIG. 1

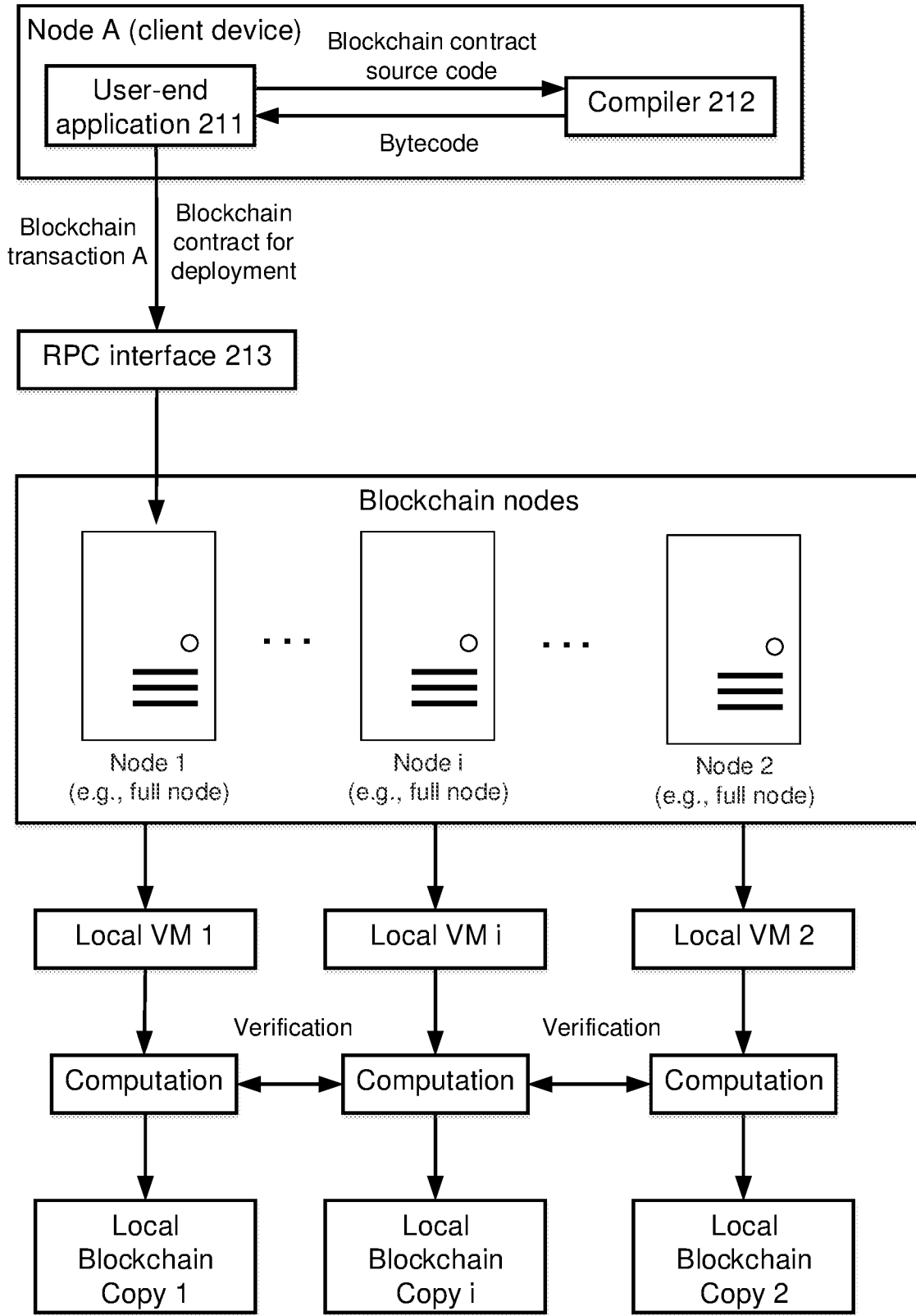


FIG. 2A

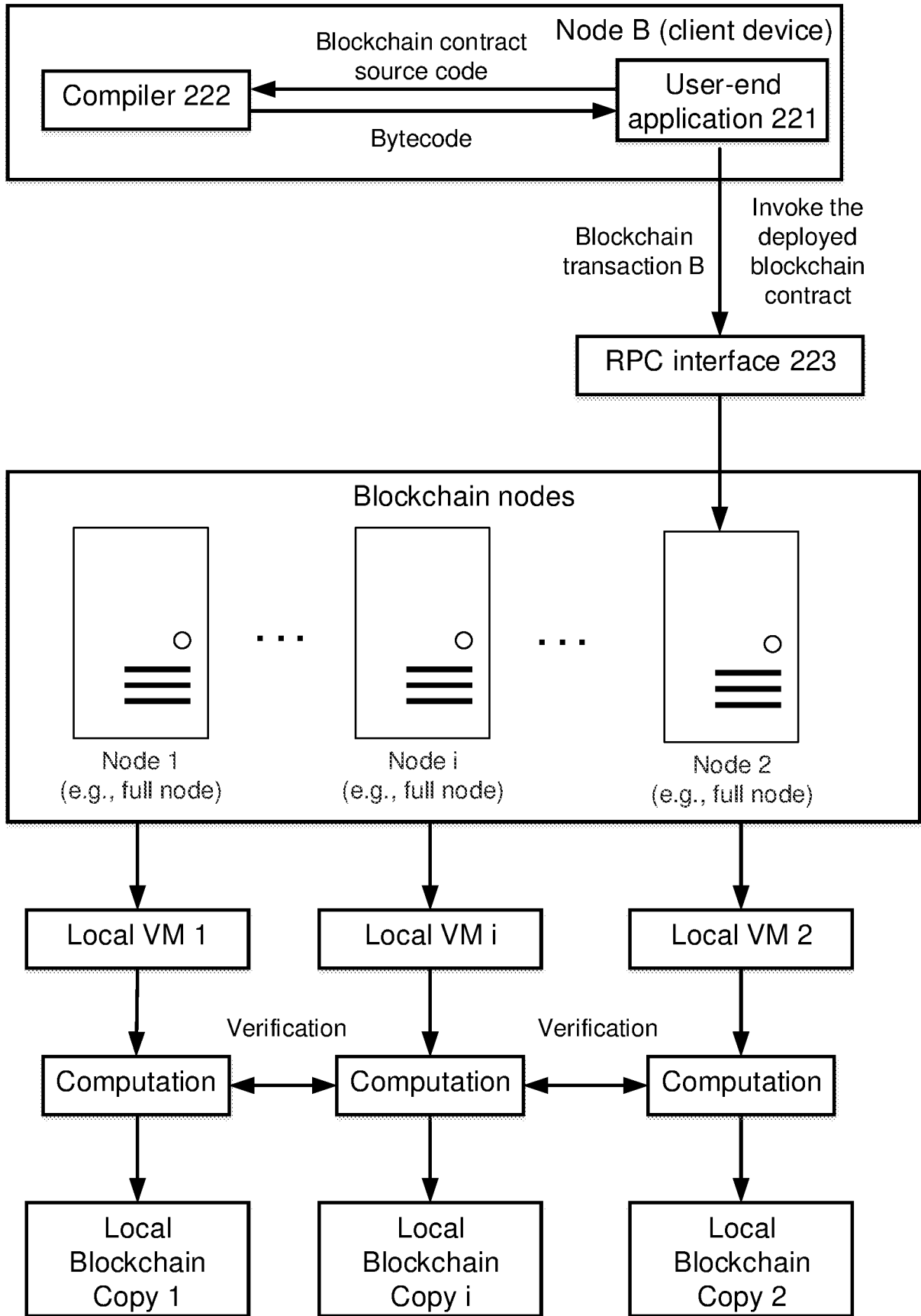


FIG. 2B

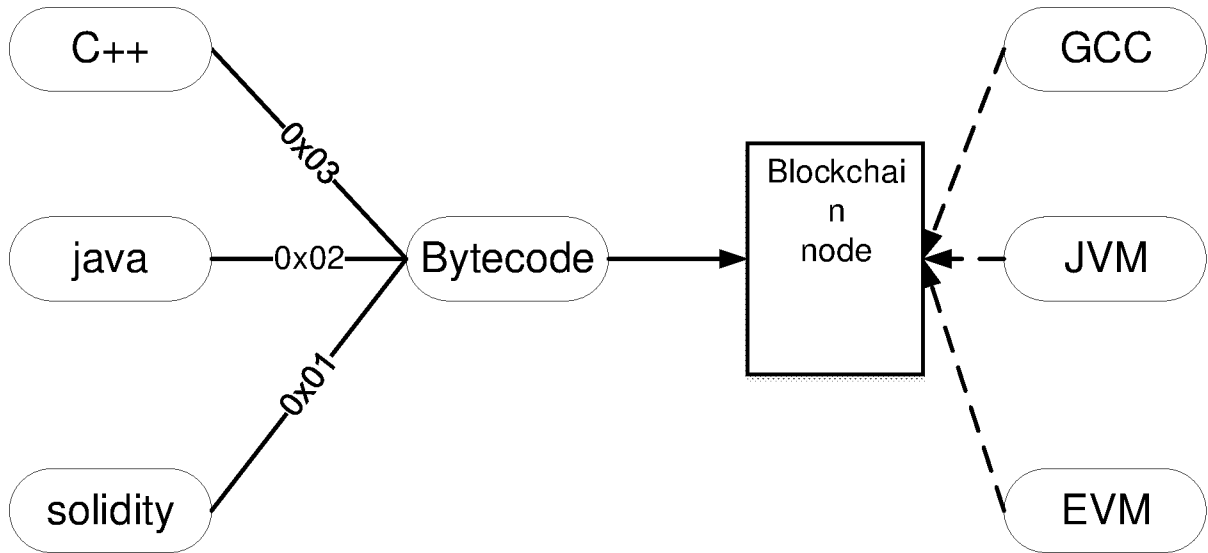


FIG. 3

411:
raw java source
code of a
blockchain
contract

```
Public class Demo {  
    private int a=1'  
    ...  
}
```

Add indicator

412:
add indicator to
obtain java source
code

```
Public class Demo {  
    private int a=1'  
    Blockchain contract type = 2 // indicator  
}
```

Compiled by compiler

Indicator

413:
compile the java
source code to
obtain java
bytecode of the
blockchain
contract

```
02 ca fe ba be 00 00 00 33 00 15 0a 00 04 00 11  
09 00 03 00 12 07 00 13 07 00 14 01 00 01 61 01  
00 ... ..
```

FIG. 4A

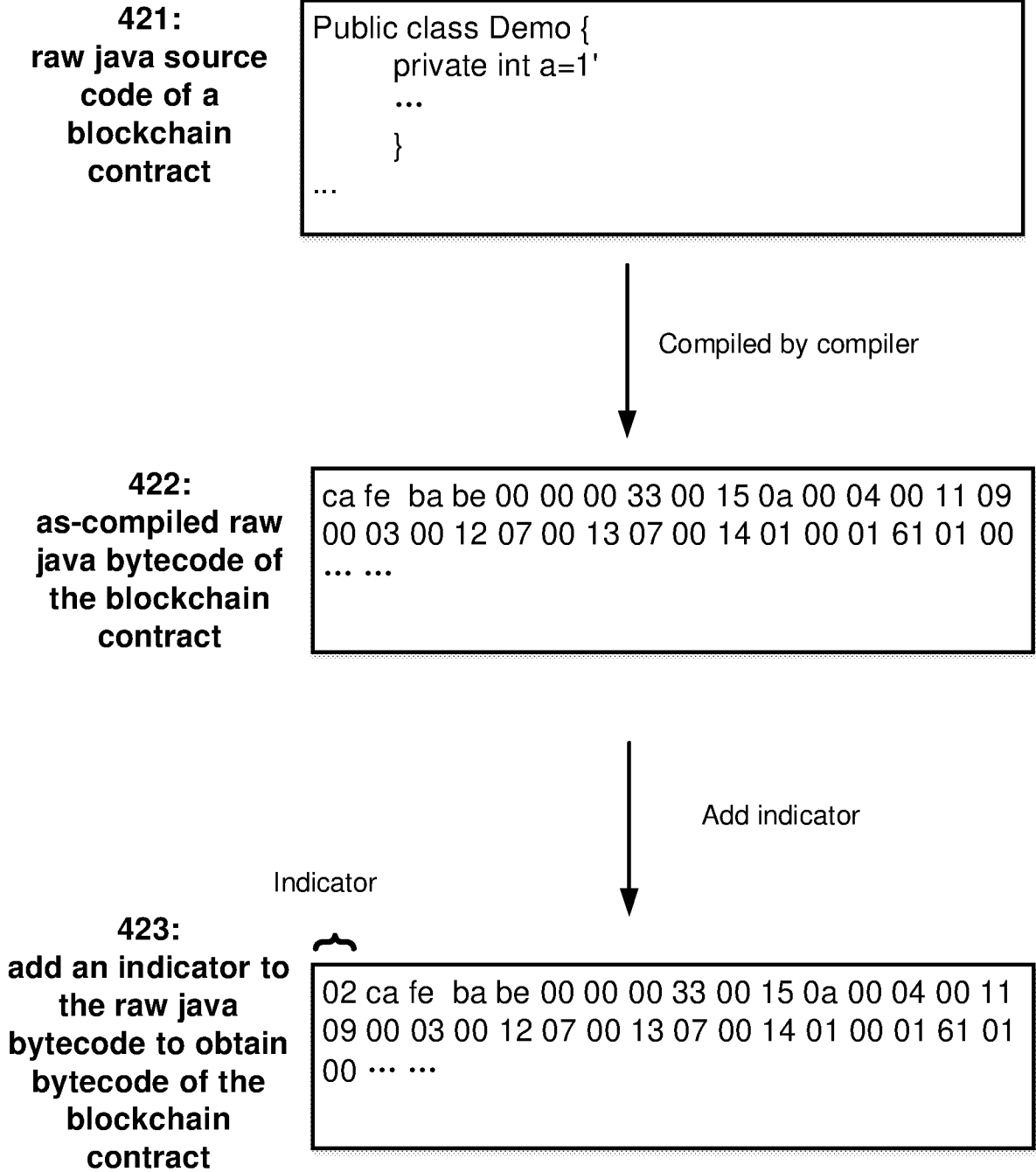
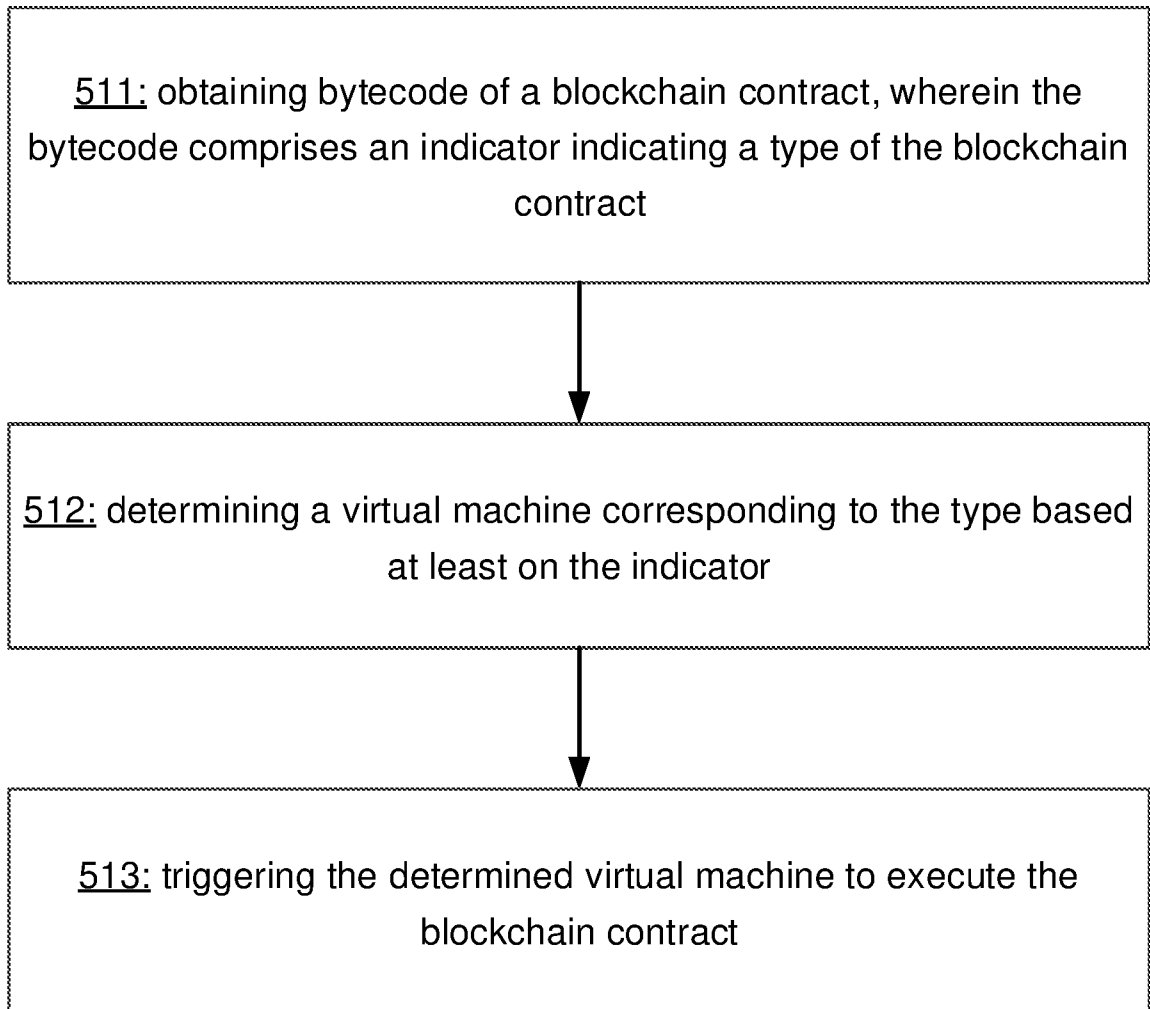
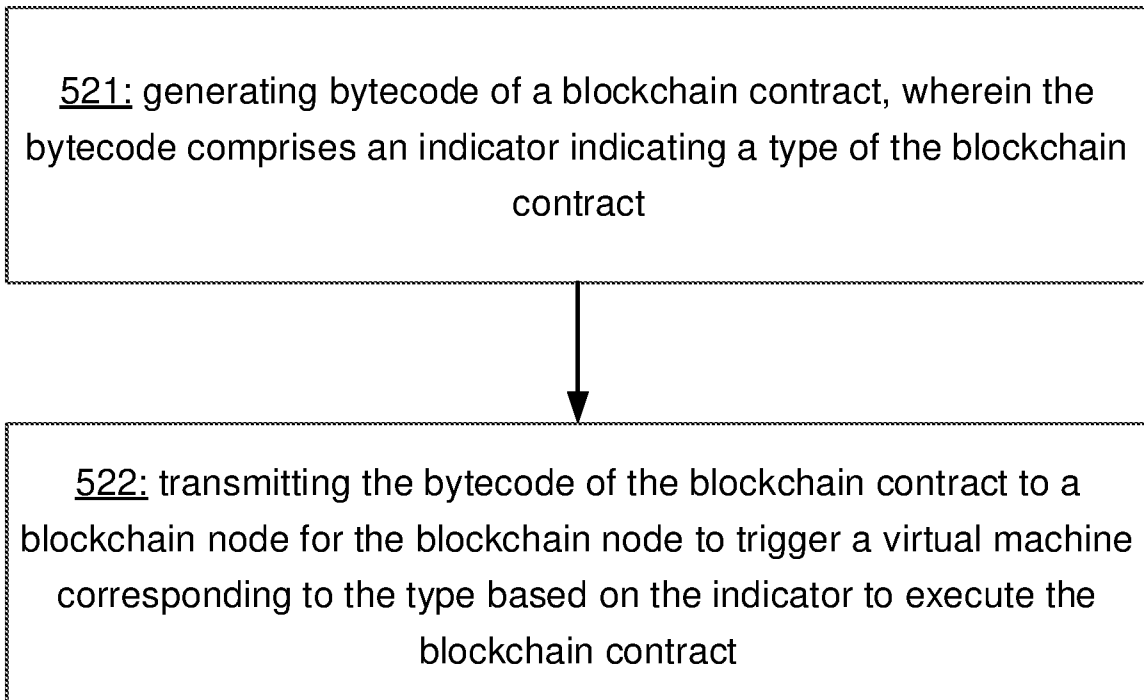


FIG. 4B

510 ↘

**FIG. 5A**

520 ↷

**FIG. 5B**

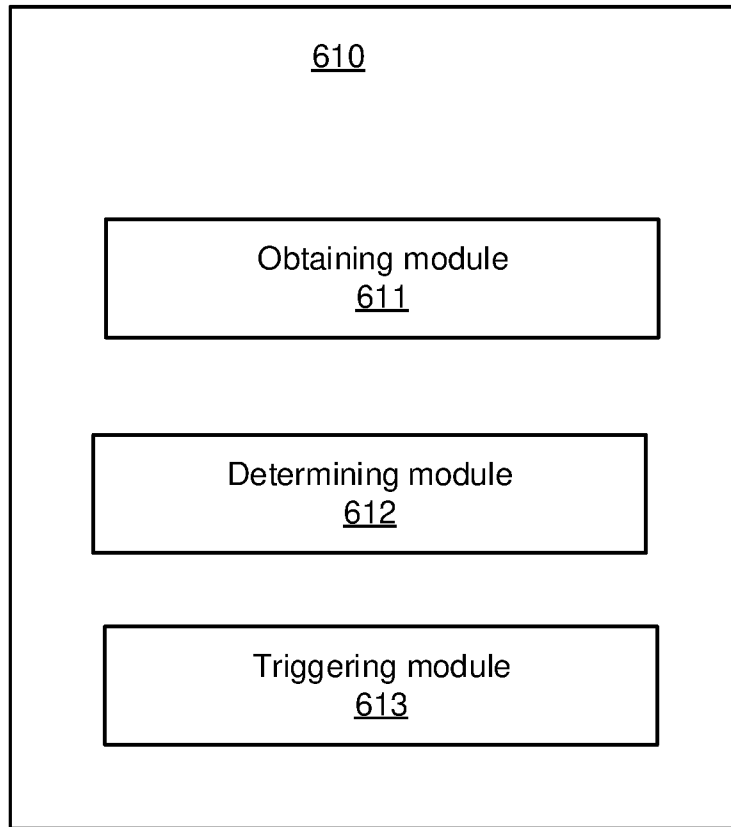


FIG. 6A

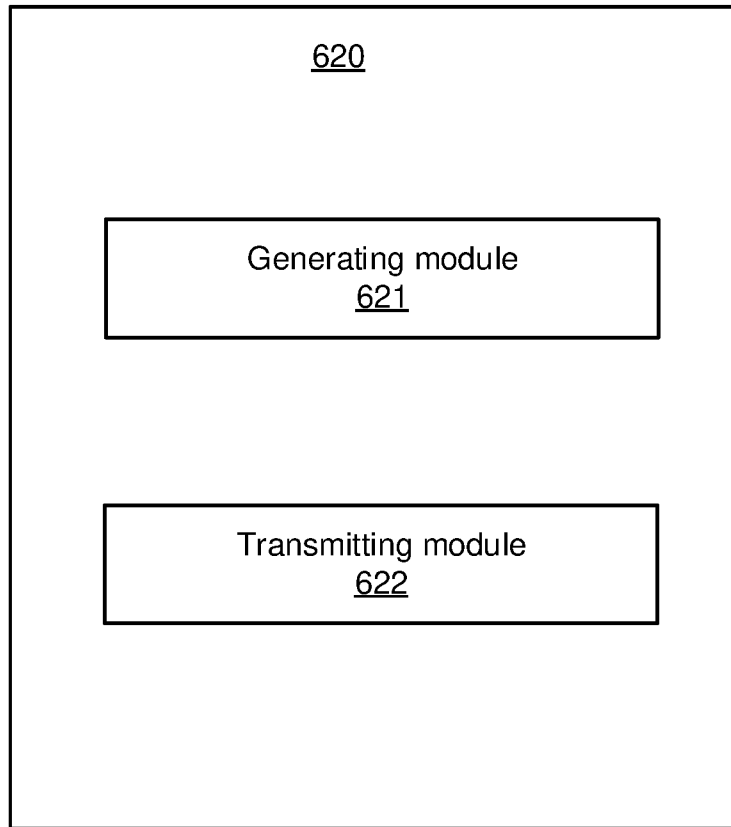


FIG. 6B

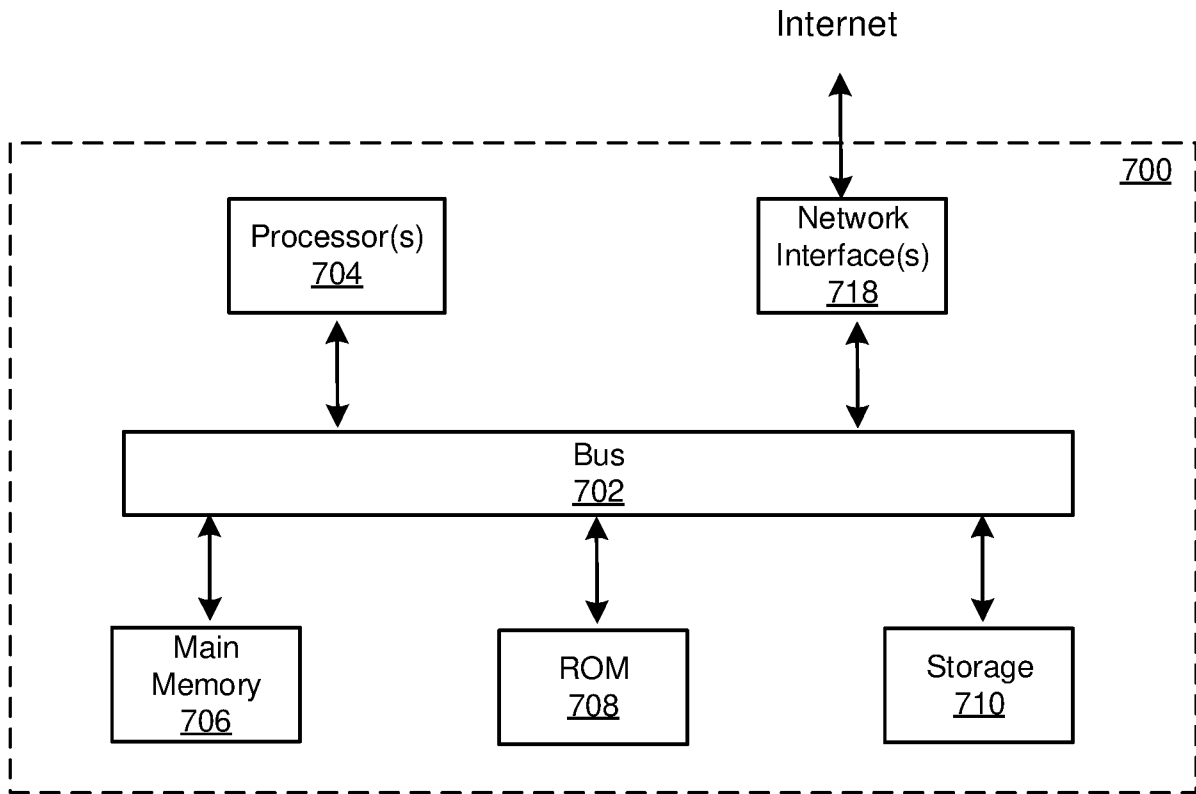


FIG. 7