



US00D613150S

(12) **United States Design Patent**  
**Rieder**

(10) **Patent No.:** **US D613,150 S**

(45) **Date of Patent:** **\*\* Apr. 6, 2010**

(54) **CURVE CLIP WITH ALIGNED SIDE ARMS AND OPPOSING CENTER ARMS**

(76) Inventor: **Andrew W. Rieder**, Van Buren, AR (US); **Rhonda L. Rieder**, legal representative, Amco Tool & Die, Inc., 4522 S. 16<sup>th</sup> St., Fort Smith, AR (US) 72901

(\*\*) Term: **14 Years**

(21) Appl. No.: **29/310,661**

(22) Filed: **Aug. 29, 2008**

(51) **LOC (9) Cl.** ..... **08-08**

(52) **U.S. Cl.** ..... **D8/356**

(58) **Field of Classification Search** ..... D8/105, D8/107, 333, 349, 354, 356, 358, 360, 360.1, D8/367, 373, 382, 383, 394–396, 400; D13/133, D13/139.1, 139.4, 153, 155; 24/18, 197, 24/561; 52/220.7; 174/135, 153 G, 650, 174/656; 242/400.1, 405.1, 405.2, 600, 603; 248/65, 74.1–74.4, 201, 214, 215, 229.26; 439/92–108, 501, 535

See application file for complete search history.

(56) **References Cited**

**U.S. PATENT DOCUMENTS**

2,053,262	A	*	9/1936	Cornell, Jr.	.....	248/65
D140,381	S	*	2/1945	Anderson	.....	D8/383
D178,712	S	*	9/1956	Wilkie	.....	D3/266
3,195,253	A	*	7/1965	White	.....	40/119
D285,168	S	*	8/1986	Van Arsdell	.....	D8/373
5,114,036	A	*	5/1992	Liu	.....	220/787
D340,226	S	*	10/1993	Sachs	.....	D13/154
D389,731	S	*	1/1998	Forbis	.....	D8/395

D410,374	S	*	6/1999	Meurer	.....	D8/349
D448,656	S	*	10/2001	Kalat	.....	D8/382
6,382,569	B1	*	5/2002	Schattner et al.	.....	248/74.1
D467,792	S	*	12/2002	Zadak et al.	.....	D8/373
D473,448	S	*	4/2003	Wu et al.	.....	D8/356
D473,782	S	*	4/2003	Wu et al.	.....	D8/356
D486,791	S	*	2/2004	Franks, Jr.	.....	D13/133
D502,388	S	*	3/2005	Cortez et al.	.....	D8/356
D557,116	S	*	12/2007	Zakowski et al.	.....	D8/354
D557,117	S	*	12/2007	Cannaverde et al.	.....	D8/354
D567,638	S	*	4/2008	Rieder	.....	D8/371
D587,100	S	*	2/2009	Allsopp	.....	D8/356

\* cited by examiner

*Primary Examiner*—Robert M Spear

*Assistant Examiner*—Karen Acker

(74) *Attorney, Agent, or Firm*—Keisling Pieper & Scott, PLC; David B. Pieper

(57) **CLAIM**

The ornamental design for a curve clip with aligned side arms and opposing center arms, as shown and described.

**DESCRIPTION**

FIG. 1 is a perspective view of a curve clip with aligned side arms and opposing center arms showing my new design;

FIG. 2 is a top elevational view thereof;

FIG. 3 is a left side elevational view thereof;

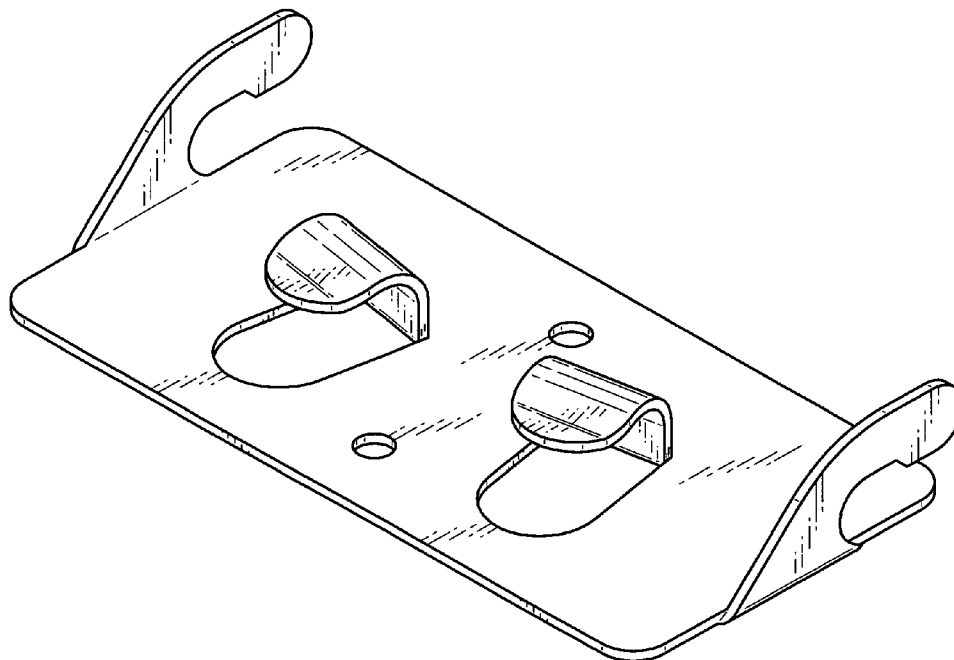
FIG. 4 is a front elevational view thereof;

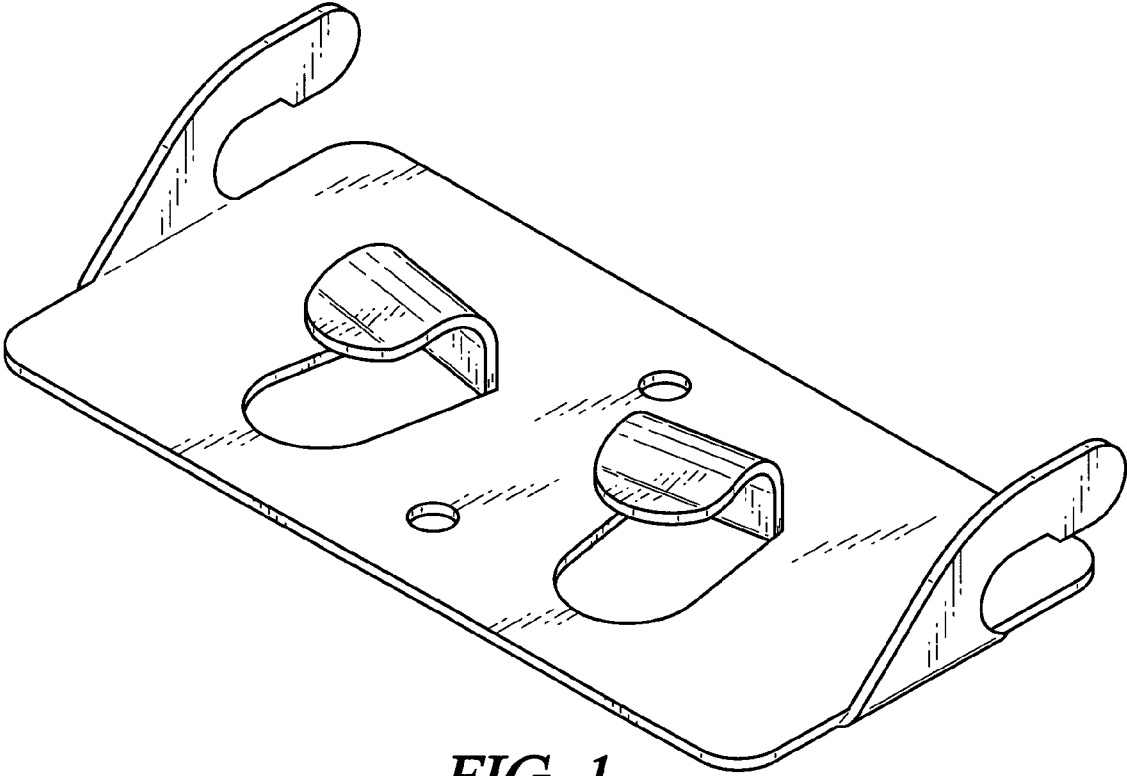
FIG. 5 is a right side elevational view thereof;

FIG. 6 is a bottom elevational view thereof; and,


FIG. 7 is a back elevational view thereof.

**1 Claim, 2 Drawing Sheets**

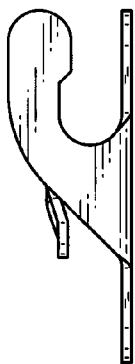




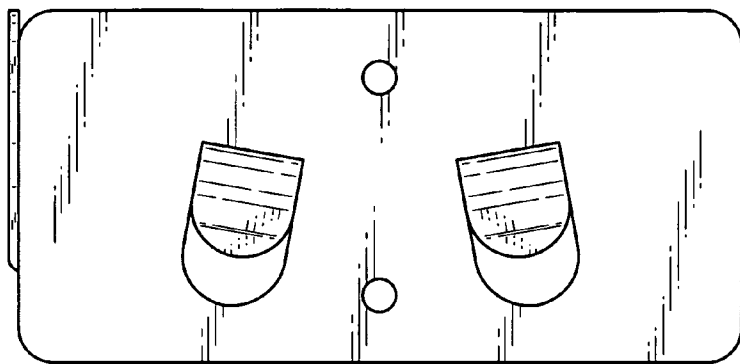
*FIG. 1*



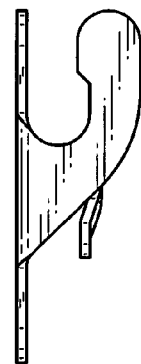
*FIG. 2*



*FIG. 3*



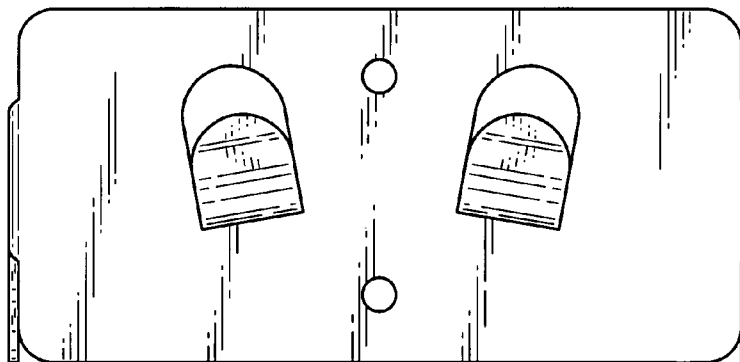
*FIG. 4*



*FIG. 5*



*FIG. 6*



*FIG. 7*