



(86) Date de dépôt PCT/PCT Filing Date: 2016/03/30
(87) Date publication PCT/PCT Publication Date: 2016/10/06
(85) Entrée phase nationale/National Entry: 2017/09/22
(86) N° demande PCT/PCT Application No.: GB 2016/050888
(87) N° publication PCT/PCT Publication No.: 2016/156836
(30) Priorité/Priority: 2015/03/30 (PT108370)

(51) Cl.Int./Int.Cl. *C07D 453/02* (2006.01),
A61K 31/439 (2006.01), *A61P 11/00* (2006.01)
(71) Demandeur/Applicant:
HOVIONE SCIENTIA LIMITED, IE
(72) Inventeurs/Inventors:
MENDES, ZITA, PT;
CACELA, CONSTANCA, PT;
CONSTANTINO, ANNA CARINA, PT;
SANTOS, BRUNO, PT
(74) Agent: TESSIER, LOUIS

(54) Titre : PROCEDE POUR LA PREPARATION DE BROMURE D'ACLIDINIUM
(54) Title: PROCESS FOR THE PREPARATION OF ACLIDINIUM BROMIDE

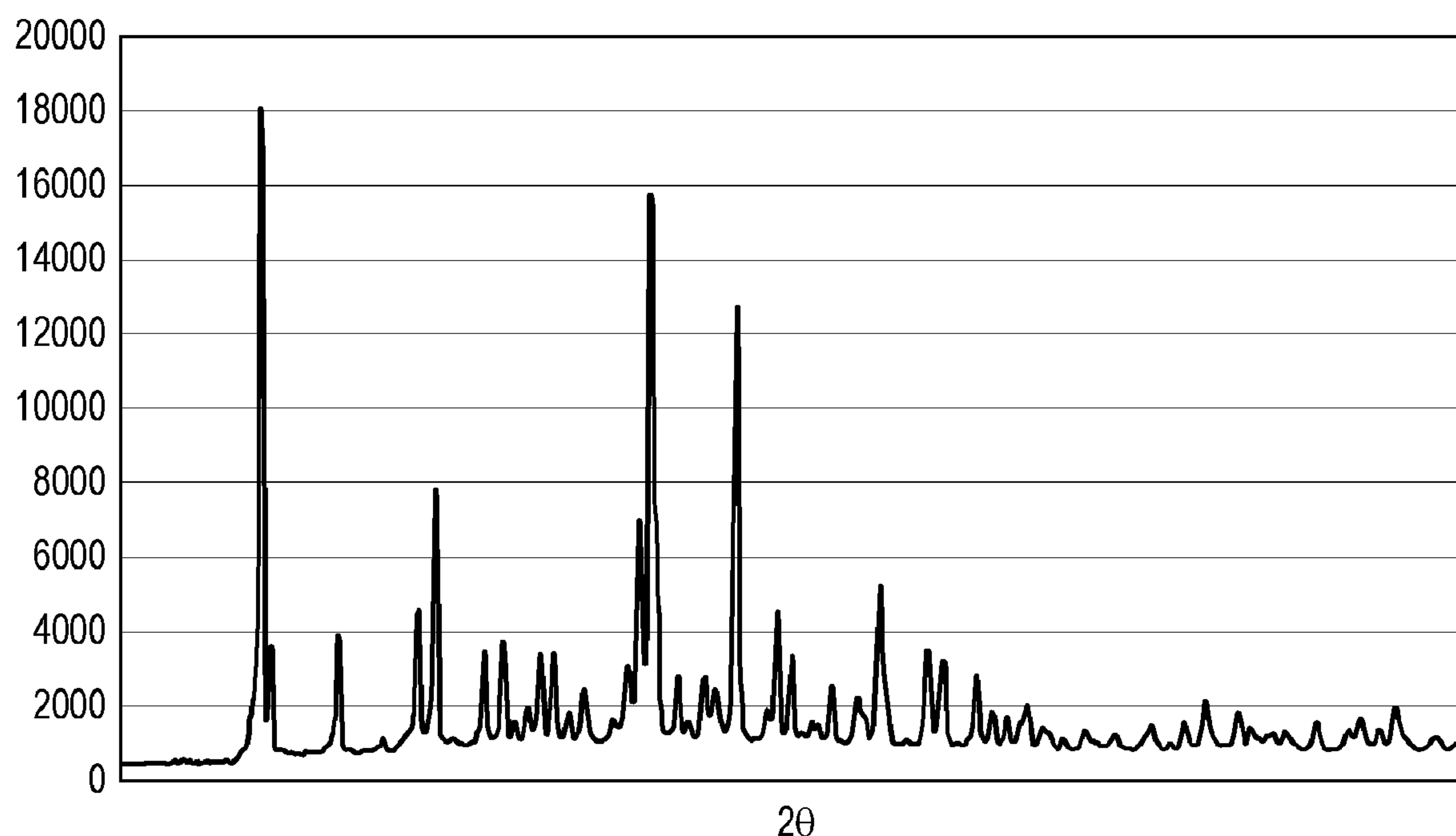


FIG. 1

(57) Abrégé/Abstract:

A process for preparing (3R)-3-[2-Hydroxy(di-2-thienyl)acetoxy]-1-(3-phenoxypropyl)-1-azoniabicyclo[2.2.2]octane bromide (acridinium bromide) comprises reacting 2-hydroxy-2,2-dithien-2-ylacetic acid 1-azabicyclo[2.2.2]oct-3(R) yl methyl ester and 3-phenoxypropyl bromide, wherein the reaction takes place in a solvent or mixture of solvents selected from the group of amides and/or the group of solvents with a sulfoxide group. Also provided is a crystalline acridinium bromide characterized by a powder XRPD pattern having peaks at $7.7 \pm 0.2^\circ 2\theta$, $10.4 \pm 0.2^\circ 2\theta$, $13.2 \pm 0.2^\circ 2\theta$, $13.8 \pm 0.2^\circ 2\theta$, $19.9 \pm 0.2^\circ 2\theta$, $20.3 \pm 0.2^\circ 2\theta$, $20.8 \pm 0.2^\circ 2\theta$, $24.2 \pm 0.2^\circ 2\theta$, $25.7 \pm 0.2^\circ 2\theta$, $26.1 \pm 0.2^\circ 2\theta$, $29.2 \pm 0.2^\circ 2\theta$, $30.8 \pm 0.2^\circ 2\theta$. A pharmaceutical composition comprises acridinium bromide according to the invention and a pharmaceutically acceptable excipient.

(12) INTERNATIONAL APPLICATION PUBLISHED UNDER THE PATENT COOPERATION TREATY (PCT)

(19) World Intellectual Property

Organization

International Bureau

(43) International Publication Date

6 October 2016 (06.10.2016)



(10) International Publication Number

WO 2016/156836 A1

(51) International Patent Classification:

C07D 453/02 (2006.01) A61P 11/00 (2006.01)

A61K 31/4748 (2006.01)

(21) International Application Number:

PCT/GB2016/050888

(22) International Filing Date:

30 March 2016 (30.03.2016)

(25) Filing Language:

English

(26) Publication Language:

English

(30) Priority Data:

108370 30 March 2015 (30.03.2015) PT

(71) Applicant: HOVIONE SCIENTIA LIMITED [IE/IE];
Loughbeg, Ringaskiddy, Cork (IE).(71) Applicant (for MW only): TURNER, Craig [GB/GB]; 10
Old Bailey, London EC4M 7NG (GB).(72) Inventors: MENDES, Zita; Av. De Roma 5, 5°D, 1000-
260 Lisbon (PT). CACELA, Constança; Rua Gonçalves
Zarco 18. 5°D, 1400-191 Lisboa (PT). CONSTANTINO,
Anna Carina; Travessa Maria Lamas nº4, Vale Fetal,
2840-470 Charneca da Caparica (PT). SANTOS, Bruno;
Rua Pulido Valente nº23, 3°Esq, 2675-671 Odivelas (PT).(74) Agent: A.A. THORNTON & CO.; 10 Old Bailey, Lon-
don EC4M 7NG (GB).(81) Designated States (unless otherwise indicated, for every
kind of national protection available): AE, AG, AL, AM,
AO, AT, AU, AZ, BA, BB, BG, BH, BN, BR, BW, BY,
BZ, CA, CH, CL, CN, CO, CR, CU, CZ, DE, DK, DM,
DO, DZ, EC, EE, EG, ES, FI, GB, GD, GE, GH, GM, GT,
HN, HR, HU, ID, IL, IN, IR, IS, JP, KE, KG, KN, KP, KR,
KZ, LA, LC, LK, LR, LS, LU, LY, MA, MD, ME, MG,
MK, MN, MW, MX, MY, MZ, NA, NG, NI, NO, NZ, OM,
PA, PE, PG, PH, PL, PT, QA, RO, RS, RU, RW, SA, SC,
SD, SE, SG, SK, SL, SM, ST, SV, SY, TH, TJ, TM, TN,
TR, TT, TZ, UA, UG, US, UZ, VC, VN, ZA, ZM, ZW.(84) Designated States (unless otherwise indicated, for every
kind of regional protection available): ARIPO (BW, GH,
GM, KE, LR, LS, MW, MZ, NA, RW, SD, SL, ST, SZ,
TZ, UG, ZM, ZW), Eurasian (AM, AZ, BY, KG, KZ, RU,
TJ, TM), European (AL, AT, BE, BG, CH, CY, CZ, DE,
DK, EE, ES, FI, FR, GB, GR, HR, HU, IE, IS, IT, LT, LU,
LV, MC, MK, MT, NL, NO, PL, PT, RO, RS, SE, SI, SK,
SM, TR), OAPI (BF, BJ, CF, CG, CI, CM, GA, GN, GQ,
GW, KM, ML, MR, NE, SN, TD, TG).

Published:

— with international search report (Art. 21(3))

(54) Title: PROCESS FOR THE PREPARATION OF ACLIDINIUM BROMIDE

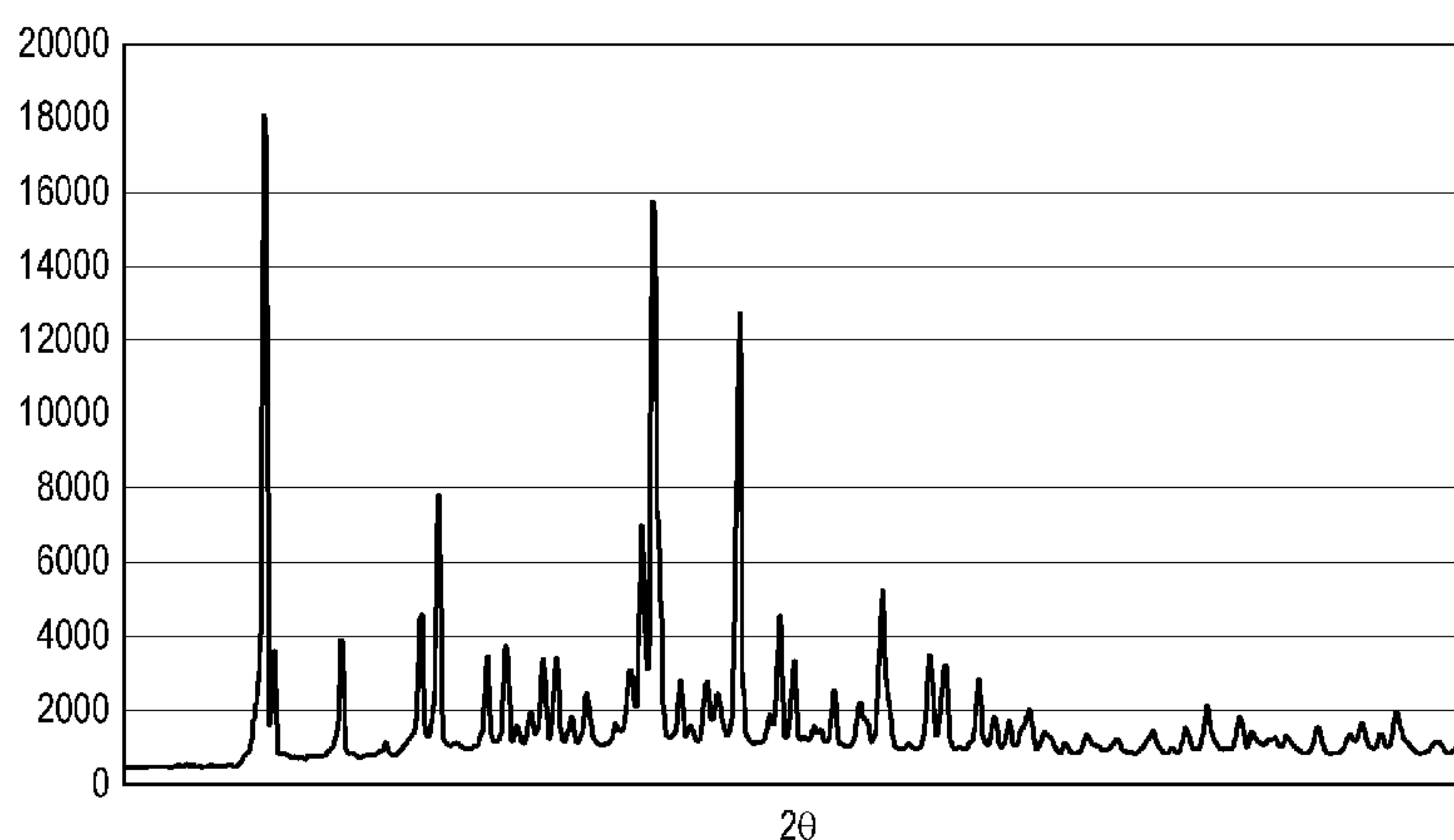


FIG. 1

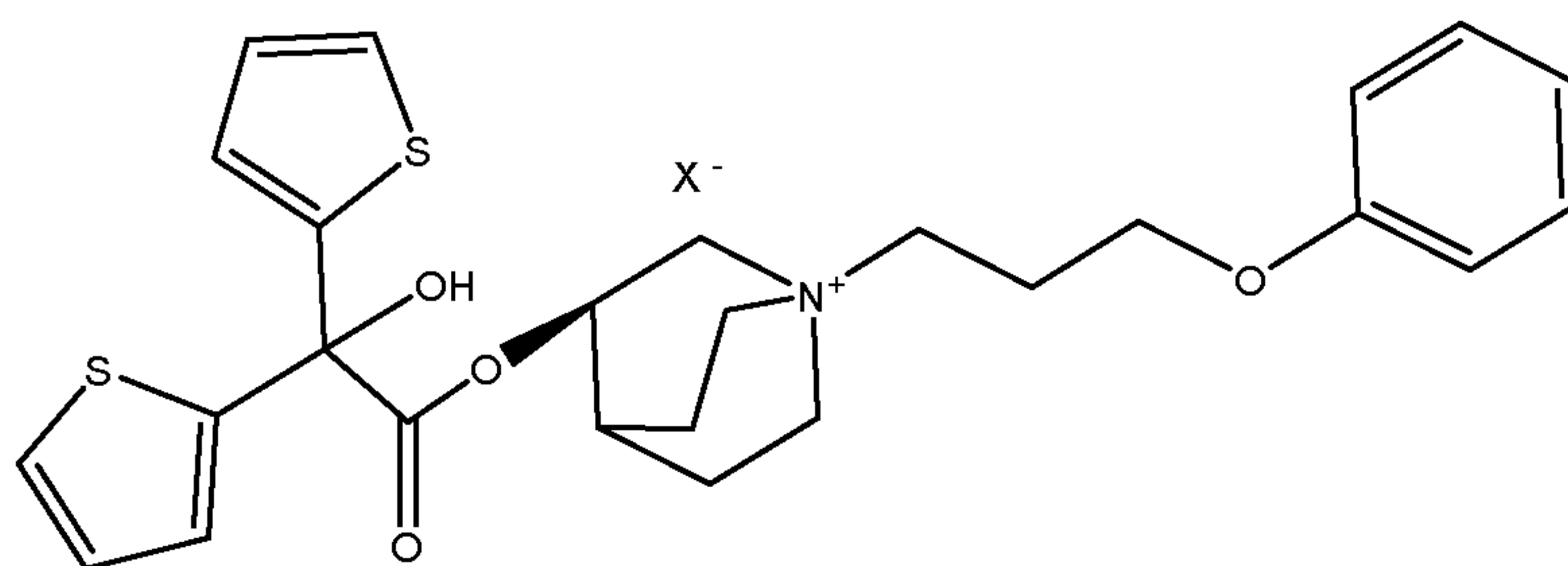
(57) Abstract: A process for preparing (3R)-3-[2-Hydroxy(di-2-thienyl)acetoxy]-1-(3-phenoxypropyl)-1-azoniabicyclo[2.2.2]octane bromide (acclidinium bromide) comprises reacting 2-hydroxy-2,2-dithien-2-ylacetic acid 1-azabicyclo[2.2.2]oct-3(R) yl methyl ester and 3-phenoxypropyl bromide, wherein the reaction takes place in a solvent or mixture of solvents selected from the group of amides and/or the group of solvents with a sulfoxide group. Also provided is a crystalline acclidinium bromide characterized by a powder XRPD pattern having peaks at $7.7 \pm 0.2^\circ 2\theta$, $10.4 \pm 0.2^\circ 2\theta$, $13.2 \pm 0.2^\circ 2\theta$, $13.8 \pm 0.2^\circ 2\theta$, $19.9 \pm 0.2^\circ 2\theta$, $20.3 \pm 0.2^\circ 2\theta$, $20.8 \pm 0.2^\circ 2\theta$, $24.2 \pm 0.2^\circ 2\theta$, $25.7 \pm 0.2^\circ 2\theta$, $26.1 \pm 0.2^\circ 2\theta$, $29.2 \pm 0.2^\circ 2\theta$, $30.8 \pm 0.2^\circ 2\theta$. A pharmaceutical composition comprises acclidinium bromide according to the invention and a pharmaceutically acceptable excipient.

WO 2016/156836 A1

Process for the preparation of acridinium bromide

The present invention relates to a process for the preparation of acridinium salts, particularly acridinium bromide. The invention also concerns a pharmaceutical composition comprising acridinium in the form of a dry powder, solution or suspension.

The present invention relates to a novel process for the preparation of acridinium salts. The chemical name of acridinium is (3R)-3-[2-hydroxy(di-2-thienyl)acetoxy]-1-(3-phenoxypropyl)-1-azoniabicyclo[2.2.2]octane. The structure of the acridinium salts is depicted below (I).



(I)

Wherein:

X⁻ is a pharmaceutically acceptable anion, such as bromide, chloride or iodide.

The preferred salt is acridinium bromide, a quaternary ammonium salt.

Acridinium bromide is a white to off-white crystalline powder. The active form is the R-isomer and the S-isomer has small affinity for muscarinic receptors *in vitro* and limited effect on acetylcholine induced bronchoconstriction. The drug is formulated as an inhalation powder, comprised of a mixture of micronized acridinium bromide and α-lactose monohydrate.

Acridinium bromide is a muscarinic antagonist and is available commercially as Bretaris Genuair (EU Members States), Tudorza Pressair (US and Canada) and Eklira Genuair (UK).

This compound as well as a process for its manufacture is described in WO 01/04118. Later, an improved process was described in WO2008/009397 and also presented in the article J.Med.Chem. 2009, 52, 5076-5092.

The process of acridinium bromide described in WO 01/04118 has two main disadvantages:

- The use of a potential genotoxic reagent – 3- phenoxy propyl bromide with a large excess – 5 equivalents
- A long reaction time – 72 hours.

The process described in WO2008/009397 aims at overcoming these disadvantages by using specific groups of solvents, reducing the amount of 3- phenoxypropyl bromide and controlling the content of this reagent in the final product.

This process is able to reduce the reaction time to 8 hours, using a specific solvent (ketones or cyclic ethers having a boiling point between 50°C and 210°C) while using a reduced amount of the reagent 3-phenoxypropyl bromide. However this comes at the cost of performing the reaction under reflux.

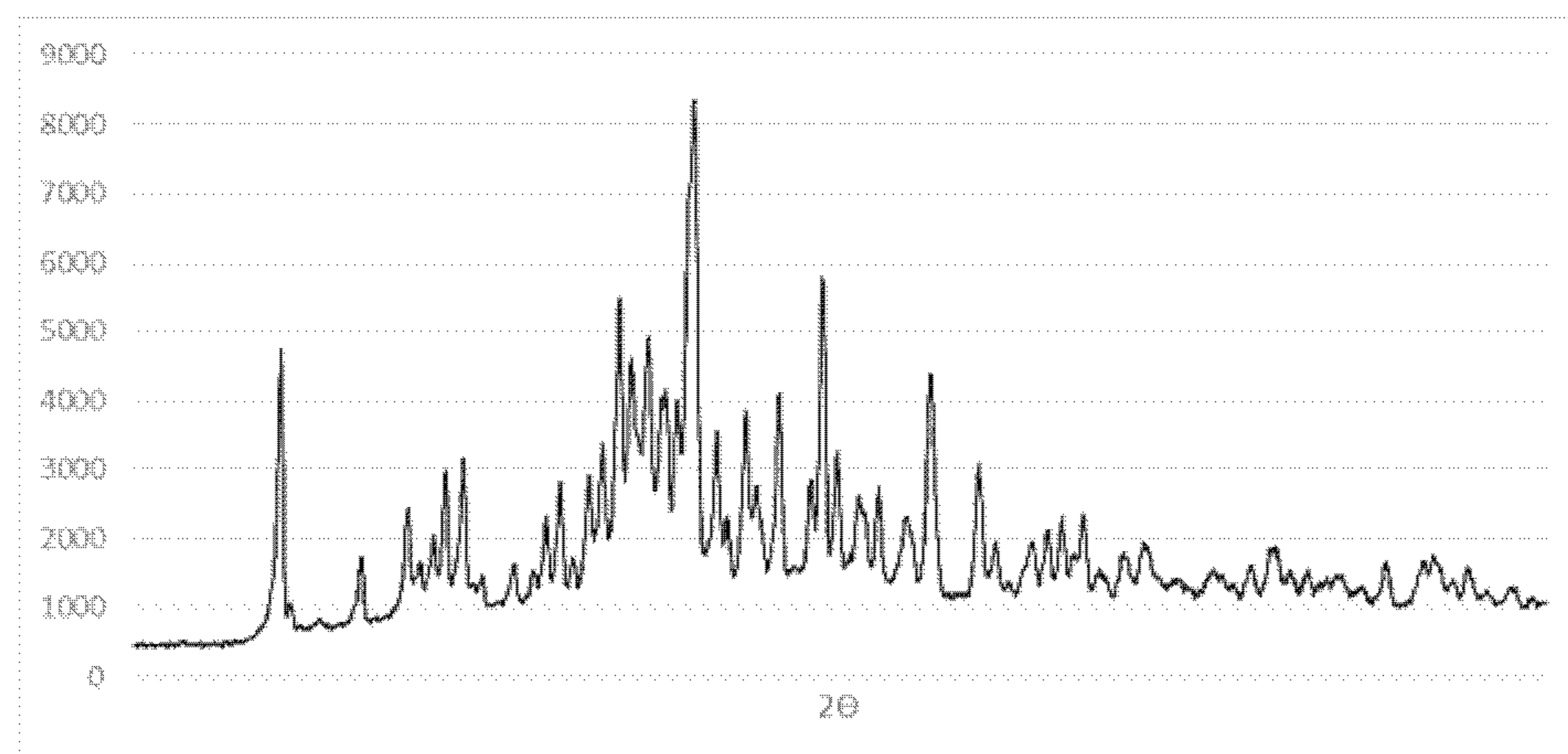
Moreover, taking into account that the solvents considered have boiling points from 50°C and 210°C, the reaction temperature, in some cases, must be extremely high, which brings extra operational challenges to the process.

We have now devised a process which consistently affords product with high chemical purity, higher than 99.0% preferably over 99.5%, and a consistent polymorphic form, whilst minimizing or eliminating the disadvantages referred to above. The present process also enables the manufacture of a product with controlled particle size.

According to one aspect of the present invention, there is provided a process for preparing (3R)-3-[2-Hydroxy(di-2-thienyl)acetoxy]-1-(3-phenoxypropyl)-1-azoniabicyclo[2.2.2]octane bromide (aclidinium bromide) by reacting 2-hydroxy-2,2-dithien-2-ylacetic acid 1-azabicyclo[2.2.2]oct-3(R) yl methyl ester and 3-phenoxypropyl bromide, wherein the reaction takes place in a solvent or mixture of solvents that are selected from the group of amides and/or the group of solvents with a sulfoxide group.

In another aspect, the present invention provides a crystalline aclidinium bromide characterized by a powder XRPD pattern having peaks at $7.7 \pm 0.2^\circ 2\theta$, $10.4 \pm 0.2^\circ 2\theta$, $13.2 \pm 0.2^\circ 2\theta$, $13.8 \pm 0.2^\circ 2\theta$, $19.9 \pm 0.2^\circ 2\theta$, $20.3 \pm 0.2^\circ 2\theta$, $20.8 \pm 0.2^\circ 2\theta$, $24.2 \pm 0.2^\circ 2\theta$, $25.7 \pm 0.2^\circ 2\theta$, $26.1 \pm 0.2^\circ 2\theta$, $29.2 \pm 0.2^\circ 2\theta$, $30.8 \pm 0.2^\circ 2\theta$.

In another aspect, the present invention provides a mixture of crystalline and amorphous aclidinium bromide, optionally obtainable according to the process described herein, characterized by a powder XRPD pattern as depicted below:

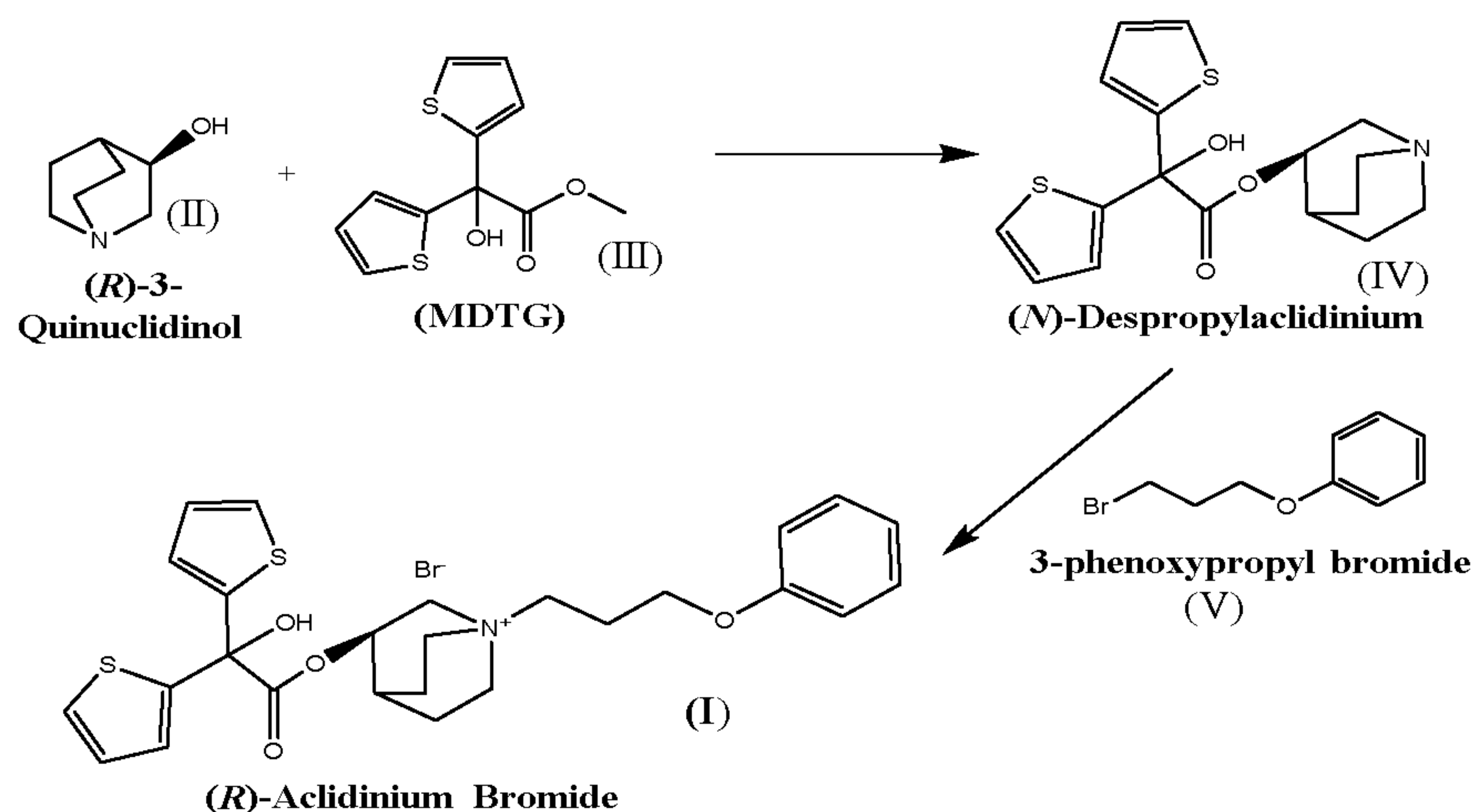


In another aspect, the present invention provides a process of preparing acridinium bromide, which process comprises drying a solution of acridinium bromide in a solvent or a mixture of solvents, preferably by spray drying.

In another aspect, the present invention provides a pharmaceutical composition comprising a pharmaceutically acceptable salt of acridinium, preferably acridinium bromide, as disclosed herein and a pharmaceutically acceptable excipient. Preferably, the acridinium bromide is made according to the process described herein.

In another aspect, the present invention provides acridinium bromide as disclosed herein, or acridinium bromide obtained according to the process as disclosed herein; or a pharmaceutical composition comprising acridinium bromide as disclosed herein for use in medicine, preferably for use in treating chronic obstructive pulmonary disease (COPD).

The preparation of acridinium bromide involves a transesterification reaction between 3R – quinucidinol (II) and MDTG (III) to produce N-despropylacridinium (IV), followed by the reaction of N-despropylacridinium with 3-phenoxypropyl bromide (V) (quaternization reaction) to synthesize acridinium bromide (Scheme 1).



For the transesterification reaction a variety of bases can be used, among others: K_2CO_3 , sodium methoxide, sodium ethoxide, sodium tert butoxide, triazabicyclodecene (TBD) and 1, 8-Diazabicyclo[5.4.0]undec-7-ene (DBU).

By using a different solvent or a mixture of solvents in the quaternization reaction, the process of the present invention is able to overcome the disadvantages of the prior art while carrying out the reaction at a temperature below 100 °C, namely at temperatures around room temperature, most preferably at temperatures from 20 to 30 °C, preferably at a temperature around 30 °C or 20 °C .

Surprisingly, the reaction time is maintained at less than 8 hours, preferably less than 6 hours, more preferably less than 4 hours, and the amount of genotoxic reagent used is preferably maintained in the range of 1.2 to 2.0 mole equivalents.

The solvent chosen can be a solvent with a sulfoxide group, preferably dimethylsulfoxide (DMSO), diethylsulfoxide, or any of the solvents of the amide group, preferably dimethylformamide (DMF), (dimethylacetamide) DMA, or mixtures thereof.

A further advantage of the quaternization reaction described is that the solid material thus obtained can be micronized to achieve the desired particle size range, for example a particle size distribution suitable for inhalation.

BRIEF DESCRIPTION OF THE DRAWINGS

Figure 1- depicts the powder XRPD pattern of an anhydrous crystalline form of acridinium bromide.

Figure 2 - depicts the Scanning Electron Microscopy (SEM) of the product with particles presenting plate like shape particles.

Figure 3 - depicts the Scanning Electron Microscopy (SEM) of the product with particles presenting cube-shape particles.

Figure 4 - depicts the Scanning Electron Microscopy (SEM) of the product with particles presenting very small parallel piped shape particles.

Figure 5 - depicts the Thermal Gravimetric Analysis of anhydrous acridinium bromide

Figure 6 - depicts a Differential Scanning Calorimetry (DSC) of anhydrous acridinium bromide.

Figure 7 - depicts a XRPD pattern of a mixture of crystalline form and amorphous acridinium bromide obtained by spray drying process.

Figure 8 – depicts the Scanning Electron Microscopy (SEM) of the product after micronization

DETAILED DESCRIPTION OF THE INVENTION

This invention concerns a process for preparing (3R)-3-[2-Hydroxy(di-2-thienyl)acetoxy]-1-(3-phenoxypropyl)-1-azoniabicyclo[2.2.2]octane bromide by reacting (3R)-1-azabicyclo[2.2.2]oct-3-yl hydroxy(di-2-thienyl)acetate and 3-phenoxypropyl bromide, wherein the reaction takes place in a solvent or mixture of solvents that are selected from the group of amides and/or other solvents or mixture of solvents with a sulfoxide group at a temperature below their boiling point. The reaction temperature is below 100°C, preferably below 50°C, and in preferred aspects the reaction temperature is from about 30 °C to about 20 °C, suitably about 30°C, or about 20°C.

In a preferred aspect the reaction takes place under a flow of an inert gas, suitably a dry inert gas, preferably under a flow of dry nitrogen, dry helium or a mixture thereof.

In a preferred aspect the reaction takes place at a pressure below the atmospheric pressure. Standard atmospheric pressure is 101325 Pa (equivalent to 760mmHg), and preferably the pressure is below this. Alternatively, the pressure may be below the ambient atmospheric pressure, based on the location where the reaction is taking place.

Preferably, any alcohol formed during the reaction is removed from the reaction mixture.

Preferably, the reaction solvent is DMF or is a mixture of solvents containing DMF, DMA or a mixture of solvents containing DMA, DMSO or a mixture of solvents containing DMSO. One preferred solvent is DMSO or a mixture of solvents containing DMSO.

For example, when using DMSO as solvent the purity achieved is above 99.5% without the need for any crystallization step. For other solvents a crystallization step may be needed in order to achieve the desired purity.

In a preferred aspect, the process of the invention is such that the equivalent mole ratio of 3-phenoxypropyl bromide to (3R)-1-azabicyclo[2.2.2]oct-3-yl hydroxy(di-2-thienyl)acetate is in the range of from 1.2 to 2.0, preferably from 1.5 to 2.0, more preferably about 1.8.

The content of the genotoxic impurity 3-phenoxypropyl bromide in the final product is always below 500 ppm, more preferably below 200ppm.

The process of the invention preferably has a total reaction time is not more than 8 hours. In a preferred aspect, the reaction time is not more than 6 hours, more preferably not more than 4 hours.

The process of the invention may if desired further comprise the step of purification of acridinium bromide by dissolving the product in DMSO (or another suitable solvent) and using acetonitrile (or another suitable solvent) as co-solvent to precipitate the purified product.

In a preferred process according to the invention, the acridinium bromide obtained is crystalline.

In one preferred aspect of the process according to the invention, the acridinium bromide obtained is a mixture of crystalline and amorphous material.

In a preferred aspect of the invention, an anhydrous crystalline form of acridinium bromide is obtained. This form is characterized by the powder XRPD pattern depicted in the Fig.1 and having characteristic diffraction peaks at $7.7 \pm 0.2^\circ 2\theta$, $10.4 \pm 0.2^\circ 2\theta$, $13.2 \pm 0.2^\circ 2\theta$, $13.8 \pm 0.2^\circ 2\theta$, $19.9 \pm 0.2^\circ 2\theta$, $20.3 \pm 0.2^\circ 2\theta$, $20.8 \pm 0.2^\circ 2\theta$, $24.2 \pm 0.2^\circ 2\theta$, $25.7 \pm 0.2^\circ 2\theta$, $26.1 \pm 0.2^\circ 2\theta$, $29.2 \pm 0.2^\circ 2\theta$, $30.8 \pm 0.2^\circ 2\theta$.

This anhydrous crystalline form can be obtained with different crystal habits and morphologies.

This crystalline form of acridinium bromide is preferably further characterized by no weight loss by TGA, and also preferably further characterized by a DSC thermogram having an endotherm peak at 228°C.

In one aspect, the crystalline form of acridinium bromide provided may comprise a minor amount of amorphous acridinium bromide. Suitably, the amount is less than 20% by weight, preferably less than 10% by weight, more preferably less than 5% by weight (% by weight being expressed with respect to the total amount of material).

Different morphology was observed when anti-solvent crystallization technique was conducted. The particles exhibited a plate like shape by Electro Scanning Microscopy (SEM) analysis as shown in Fig.2.

When a thermocycling process is used to crystallize the product, cube-shape particles are obtained, as shown in Fig.3.

And when crystallization is carried out by cooling the reaction mixture, the product morphology consists of very small parallel piped shape particles, as shown in Fig.4.

Anhydrous crystalline acridinium bromide obtained according to the process described herein is further characterized by no weight loss until melting and decomposition by Thermal Gravimetric Analysis (TGA) Fig 5.

Anhydrous crystalline acridinium bromide is further characterized by a Differential Scanning Calorimetry (DSC) thermogram – Fig.6 - having a single endothermic transition, at a temperature given by the onset of the transition (Tonset) of 227°C. This transition corresponds to the melting of the crystalline form.

The invention also concerns a process to obtain acridinium salts, preferably acridinium bromide, by drying a solution of the acridinium salt in a solvent or in a mixture of solvents by lyophilization or spray drying or by another suitable drying method. Preferably the drying step is a spray drying step.

In one preferred aspect said solvent or a mixture of solvents are selected from solvents with a sulfoxide group. Preferably the said mixture contains DMSO and most preferably the solvent is DMSO.

In a preferred aspect, when the drying step is a spray drying process, the product obtained can either be crystalline, crystalline with a minor content of amorphous product, pure amorphous, amorphous

with a minor content of a crystalline form or a mixture of amorphous and crystalline forms in different ratios.

The XRPD pattern (Fig.7) depicts a mixture of a crystalline form and amorphous acridinium bromide obtained by a spray drying process.

The invention also concerns a pharmaceutical composition comprising acridinium, preferably in the form of a dry powder, solution or suspension of a pharmaceutical acceptable salt, which can for example be anhydrous, a hydrate or a solvate as described above in admixture with a pharmaceutical excipient, preferably an acceptable dry powder carrier.

Preferably, the pharmaceutical acceptable salt form is acridinium bromide.

Suitably, the pharmaceutical acceptable carrier is lactose or α -lactose monohydrate.

The invention also provides a pharmaceutical composition as described herein for inhalation comprising acridinium in the form of a dry powder, solution or suspension of a pharmaceutically acceptable salt as described in herein or as obtained by a process as described herein, together with a pharmaceutically acceptable excipient.

Preferably, the pharmaceutical composition is in the form of a dry powder formulation where the pharmaceutically acceptable excipient is an acceptable dry powder carrier. The pharmaceutically acceptable carrier is preferably lactose or α -lactose monohydrate.

The invention can encompass a pharmaceutical composition as described herein wherein acridinium bromide is replaced with an alternative pharmaceutically acceptable salt form of acridinium. However, the salt form used is preferably acridinium bromide.

For example, the chloride or the iodide salts may be used. The synthetic route for these salts is essentially identical to the process for making the bromide salt, except that a suitable chloride or iodide reagent should be used. For example, 3-phenoxypropyl chloride may be used instead of 3-phenoxypropyl bromide.

EXAMPLES

This invention is illustrated by the following examples. These examples are provided to illustrate particular aspects of the disclosure and do not limit the scope of the present invention.

HPLC analysis of the products of the following examples was conducted on a Zorbax SB-C3 column (150mm x 3.0mm x 3.5 μ m).

The mobile phase at a flow of 1.2 ml/min was a binary system of water (containing sodium methanesulfonate and potassium dihydrogenphosphate at pH3.0 – Phase A) and a mixture of methanol:acetonitrile:phase A (10:40:50 v/v/v). The total run time was 50 minutes.

Example 1 – Transesterification reaction

Synthesis of (3R)-azabicyclo[2.2.2]oct-3-yl hydroxy(di-2-thienyl)acetate (compound IV)

To a solution of (3R)-quinuclidinol (10.30g, 81.0mmol) in 500ml of toluene was added methyl di(2-thienyl) glycolate (MDTG) (20g ,78mmol). The solution was refluxed with continuous distillation of toluene and replacement with fresh toluene.

After distillation was added sodium methoxide (1.70g, 31mmol) and distillation was carried out at 80°/90°C under a flow of nitrogen, until the reaction is considered complete. The reaction is considered complete when MDTG content is $\leq 2.0\%$ in area by HPLC.

The reaction mixture is washed with water and with brine until the content of the impurity 2-hydroxy-2,2-bis(2- thienyl) acetic acid (DTG) was $\leq 1.5\%$.

The organic solution is concentrated under vacuum at a temperature equal to, or lower than, 50°C until a final volume of 50ml.

The suspension was cooled to 20°/25°C and stirred at this temperature over, at least, 2 hours.

The suspension was cooled to a temperature between 10°C and 15°C and stirred at this temperature over, at least, 4 hours.

The product was filtered and washed with isopropyl ether previously cooled to a temperature between 10°C and 15°C.

The desired product (18.4g) was obtained with a purity of, not less than 99.20 % in area, by HPLC.

Example 2 – Transesterification reaction

Synthesis of (3R)-azabicyclo[2.2.2]oct-3-yl hydroxy(di-2-thienyl)acetate (compound IV)

A solution of (3R)-quinuclidinol (5.15g, 40.5mmol) in 250ml of toluene is heated until a temperature between 65°C and 70°C and sodium methoxide (0.65g, 11.8mmol) was added.

Under a flow of nitrogen at a temperature between 75°C and 85°C a solution of MDTG (10.0g; 39.3mmol) in 100ml of toluene was added during around 1 hour.

Under a flow of nitrogen and at a temperature between 75°C and 85°C the azeotrope of toluene and methanol was removed by distillation (with replacement of fresh toluene) until the reaction is considered complete.

The reaction mixture is washed with a 20% aqueous solution of NaCl four times, until the content of DTG by-product in organic phase was \leq 1.5%.

The organic phase was dried and concentrated under vacuum at a temperature equal to, or lower than 40°C until a final volume of 25 ml.

The suspension was cooled to 10°/15°C and stirred at this temperature, at least, 5 hours.

The desired product (8.5g) was obtained with a purity of, not less than 98.0 % by HPLC

Example 3 – Quaternization reaction

Synthesis of acridinium bromide – (3R)-3-[2-Hydroxy(di-2-thienyl)acetoxy]-1-(3-phenoxypropyl)-1-azoniabicyclo[2.2.2]octane bromide (compound I)

In an inert atmosphere, to a suspension of (3R)-Azabicyclo[2.2.2]oct-3-yl hydroxy(di-2-thienyl)acetate (5g; 14.26mmol) in 30ml of DMF, 3-phenoxypropyl bromide (3.42ml, 21.68 mmol) was added slowly at a temperature between 20°C and 25°C.

The suspension was stirred at about 30°C until the content of the starting material content is below 0.5% in area by HPLC.

When the reaction was completed acetonitrile (43ml) was added to the suspension. The suspension was cooled at a temperature between 20°C and 25°C and stirred over 2 hours while maintaining the temperature between 20°C and 25°C.

The product was filtered and washed with acetonitrile, previously cooled to a temperature between 10°C and 15°C.

Acridinium bromide was obtained (7.48g) with a purity of 99.4% in area by HPLC.

Example 4 to 8 – Quaternization reaction

In examples 4 to 8 the process followed was the process described in example 3 where different quantities of the reaction solvent and of the reagent 3-phenoxypropyl bromide were used.

| Ex: | Equivalents of 3-phenoxypropyl bromide | Solvent | Amount of solvent ml/g | Reaction temperature (°C) | Reaction time(h) | Yield (%) |
|-----|--|---------|------------------------|---------------------------|------------------|-----------|
| 4 | 1.88 | DMF | 8.6 | 30 | | 91 |
| 5 | 1.88 | DMF | 3.7 | 30 | 3.5 | 90.8 |
| 6 | 1.16 | DMF | 3.7 | 30 | 6.5 | 90.6 |
| 7 | 1.52 | DMF | 6.15 | 30 | | 88.8 |
| 8 | 1.52 | DMF | 6.15 | 20 | 7 | 92.2 |

Using DMF as solvent the selected parameters were: 1,88eq of 3-phenoxypropyl bromide; amount of solvent 3.7 ml/g; temperature 30°C.

Example 9 – Quaternization reaction

Synthesis of acridinium bromide – (3R)-3-[2-Hydroxy(di-2-thienyl)acetoxy]-1-(3-phenoxypropyl)-1-azoniabicyclo[2.2.2]octane bromide (compound I)

In an inert atmosphere, to a suspension of (3R)-Azabicyclo[2.2.2]oct-3-yl hydroxy(di-2-thienyl)acetate (5g, 14.26 mmol) in 30ml of DMA, 3-phenoxypropyl bromide (4.23ml, 26.82 mmol) was added slowly at a temperature between 20°C and 25°C.

The suspension was stirred at 30°C until the content of the starting material content is below 0.5% in area by HPLC.

When the reaction was completed, acetonitrile (43ml) was added to the suspension. The suspension was cooled at a temperature between 20°C and 25°C and stirred over 2 hours while maintaining the temperature between 20°C and 25°C.

The product was filtered and washed with acetonitrile, previously cooled to a temperature between 10°C and 15°C.

Acridinium bromide is obtained (7.4g) with a purity of 98.98% in area by HPLC.

Example 10 – Quaternization reaction

Synthesis of acridinium bromide – (3R)-3-[2-Hydroxy(di-2-thienyl)acetoxy]-1-(3-phenoxypropyl)-1-azoniabicyclo[2.2.2]octane bromide (compound I)

In an inert atmosphere, to a suspension of (3R)-azabicyclo[2.2.2]oct-3-yl hydroxy(di-2-thienyl)acetate (4.50g, 12.84 mmol) in 27.7ml of DMSO, 3-phenoxypropyl bromide (3.80ml, 24.14 mmol) was added at a temperature of about 30°C.

The suspension was stirred at 30°C until the content of the starting material content is below 0.5% in area by HPLC.

When the reaction is completed, acetonitrile (54ml) was added to the suspension; the suspension was cooled at a temperature between 20°C and 25°C and stirred over 2 hours while maintaining the temperature between 20°C and 25°C.

The product was filtered and washed with acetonitrile previously cooled to a temperature between 10°C and 15°C.

Acridinium bromide was obtained (5.8g) with a purity of 99.88% in area by HPLC.

Example 11 – Purification of Compound (I)

Purification of acridinium bromide – (3R)-3-[2-hydroxy(di-2-thienyl)acetoxy]-1-(3-phenoxypropyl)-1-azoniabicyclo[2.2.2]octane bromide (compound I)

In an inert atmosphere, (3R)-3-[2-Hydroxy(di-2-thienyl)acetoxy]-1-(3-phenoxypropyl)-1-azoniabicyclo[2.2.2]octane bromide (50g) was added to 500ml of dimethylsulfoxide at a temperature between 40°C and 45°C. To the solution obtained, 1l of acetonitrile was added slowly.

The product crystallized and a slowly cooling was done until a temperature between 20°C and 25°C.

The suspension was stirred over 2 hours while maintaining the temperature between 20°C and 25°C.

Acridinium bromide purified was obtained (33g) and with a purity of 99.91% in area by HPLC.

Example 12 – Micronization

Micronization was conducted by jet milling in order to conclude if the particle size distribution (PSD) of the acridinium bromide could be easily adjusted to a range suitable for inhalation (1-5 µm). A 1.5" jet miller (Fluid Jet Mill J20/DS20) was used for the micronization fed with pure nitrogen. In this example the powder was added at constant flow rate by a double-screw type feeder, with Venturi and nozzles pressure between 4 to 10 bar.

The analytical results obtained are summarized in the table below. The product obtained had a PSD within the inhalable range with a purity higher than 99.5% and high yield (90% wt.). With only one passage the powder reached the desirable PSD, and no presence of amorphous material could be detected on the product. In addition the SEM image of the micronized material revealed a homogeneous PSD (Fig 8).

| Batch | Dv10; Dv50;Dv90 | HPLC purity (area) |
|----------------------------------|-----------------|--------------------|
| Starting raw material | 6.1; 15.5; 35.9 | 99.9% |
| Product after 1 cycle Batch 1 | 1.3; 2.4; 4.6 | 99.7% |
| Product after 1 cycle Batch 2 | 1.5; 2.6; 4.8 | 99.5% |

Measuring conditions

All XRPD were obtained using high throughput XRPD set-up. Data collection was carried out at room temperature using monochromatic CuK α radiation in the 2 θ region between 1.5° and 41.5°.

TGA / DSC

The instrument used was TGA/SDRA 851e (Mettler-Toledo) that was calibrated for temperature with In and Al. The seals were pin holed and the crucible heated in the TGA from 25°C to 300 °C, at a heating rate of 10°C/min

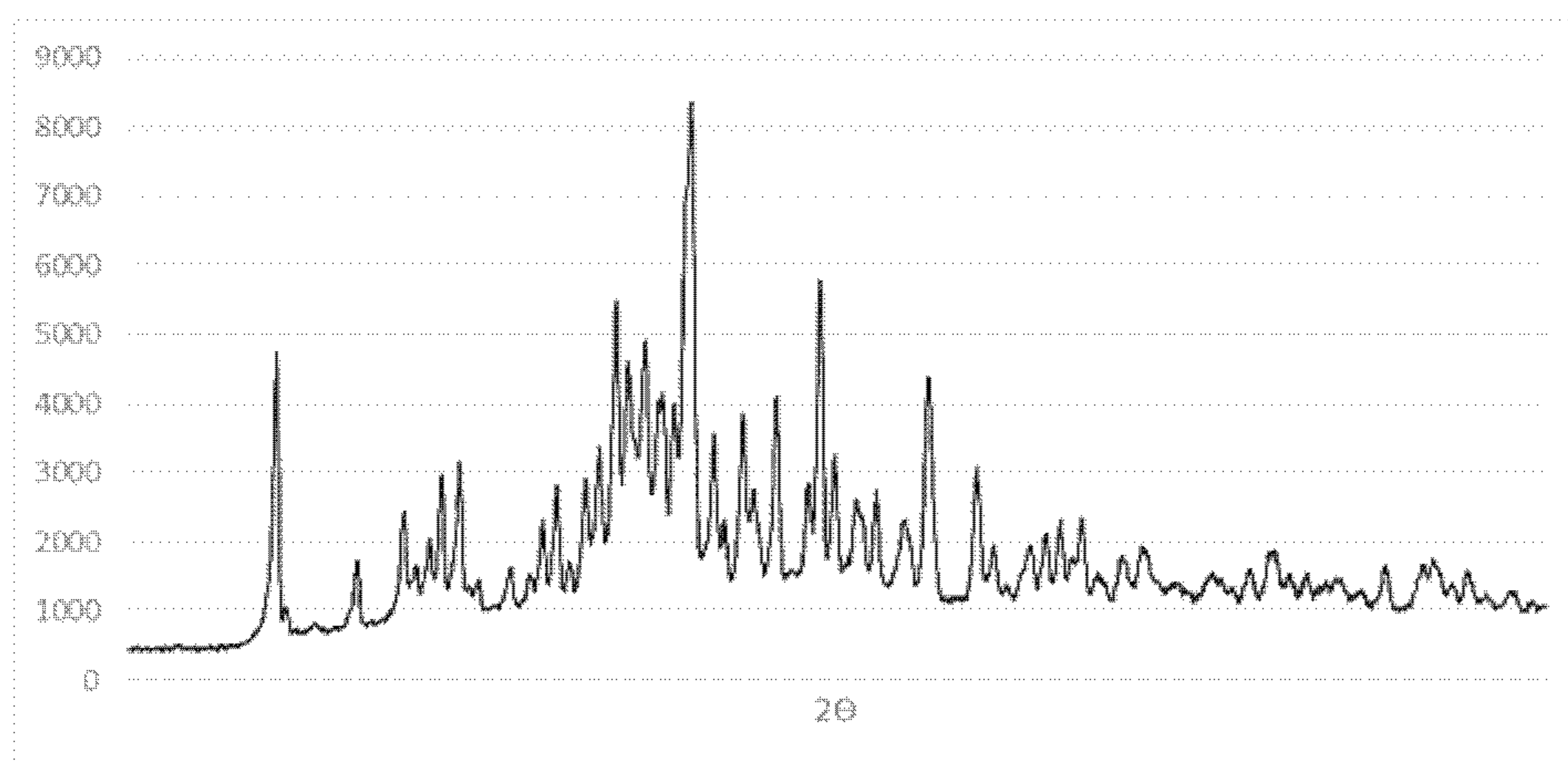
SEM

The instrument used was a Phillips SEM 525 microscope equipped with an external SE detector.

CLAIMS

- 1- A process for preparing (3R)-3-[2-Hydroxy(di-2-thienyl)acetoxy]-1-(3-phenoxypropyl)-1-azoniabicyclo[2.2.2]octane bromide (acridinium bromide) by reacting 2-hydroxy-2,2-dithien-2-ylacetic acid 1-azabicyclo[2.2.2]oct-3(R) yl methyl ester and 3-phenoxypropyl bromide, wherein the reaction takes place in a solvent or mixture of solvents selected from the group of amides and/or the group of solvents with a sulfoxide group.
- 2- A process according to claim 1 wherein the reaction temperature is below 100°C, preferably below 50°C.
- 3- A process according to claim 1 or 2 wherein the reaction temperature is from about 30 °C to about 20 °C , preferably about 30°C.
- 4- A process according to any preceding claim wherein the reaction temperature is about 20°C.
- 5- A process according to any preceding claim wherein the reaction takes place under a flow of an inert gas, preferentially under a flow of a dry inert gas, preferably under a flow of dry nitrogen, dry helium or a mixture thereof.
- 6- A process according to any preceding claim wherein the reaction takes place at a pressure below the atmospheric pressure.
- 7- A process according to any preceding claim wherein the alcohol formed is removed from the reaction mixture.
- 8- A process according to any preceding claim wherein the solvent is DMF or is a mixture of solvents containing DMF.
- 9- A process according to any preceding claim wherein the solvent is DMA or is a mixture of solvents containing DMA.
- 10- A process according to any preceding claim wherein the solvent is DMSO or is a mixture of solvents containing DMSO.
- 11- Process according to any preceding claim wherein the equivalent mole ratio of 3-phenoxypropyl bromide to (3R)-1-azabicyclo[2.2.2]oct-3-yl hydroxy(di-2-thienyl)ester is in the range of from 1.2 to 2.0.

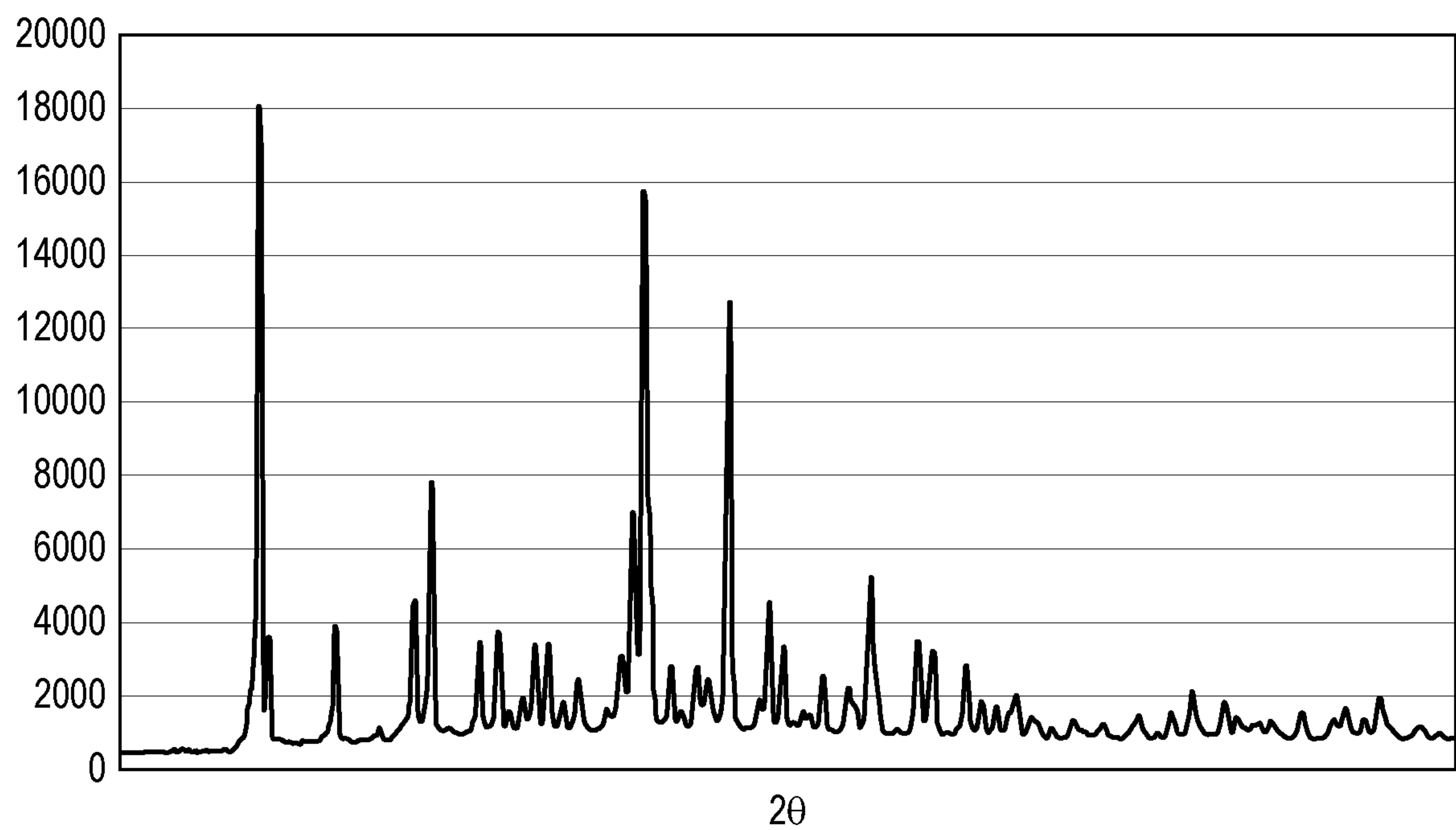

- 12- A process according claim 11 wherein the range is from 1.5 to 2.0, preferably 1.8.
- 13- A process according to any preceding claim wherein the reaction time is not more than 8 hours.
- 14- A process according to claim 13 wherein the reaction time is not more than 6 hours, more preferably not more than 4 hours.
- 15- A process according to any preceding claim further comprising the step of purification of acridinium bromide by dissolving the product in DMSO and using acetonitrile as co-solvent to precipitate the purified product.
- 16- A process according to any preceding claim wherein the acridinium bromide obtained is crystalline.
- 17- A crystalline acridinium bromide characterized by a powder XRPD pattern having peaks at $7.7 \pm 0.2^\circ 2\theta$, $10.4 \pm 0.2^\circ 2\theta$, $13.2 \pm 0.2^\circ 2\theta$, $13.8 \pm 0.2^\circ 2\theta$, $19.9 \pm 0.2^\circ 2\theta$, $20.3 \pm 0.2^\circ 2\theta$, $20.8 \pm 0.2^\circ 2\theta$, $24.2 \pm 0.2^\circ 2\theta$, $25.7 \pm 0.2^\circ 2\theta$, $26.1 \pm 0.2^\circ 2\theta$, $29.2 \pm 0.2^\circ 2\theta$, $30.8 \pm 0.2^\circ 2\theta$.
- 18- Acridinium bromide according to claim 17, further characterized by no weight loss by TGA.
- 19- Acridinium bromide according to claim 17 or 18, further characterized by a DSC thermogram having an endotherm peak at 228°C .
- 20- A process according to any one of claims 1 to 16 where the acridinium bromide obtained is a mixture of crystalline and amorphous material.
- 21- -A mixture of crystalline and amorphous acridinium bromide, optionally obtainable according to the process of claim 20, characterized by a powder XRPD pattern as depicted below:





- 22- A crystalline form according to claim 17, 18 or 19 wherein 20wt% or less, preferably 10wt% or less, as a percentage of the total weight of material, of amorphous acridinium bromide is present.
- 23- A process of preparing acridinium bromide, which process comprises drying a solution of acridinium bromide in a solvent or a mixture of solvents, preferably by spray drying.
- 24- A process according to claim 23 wherein the said solvent or mixture of solvents are selected from the group of the sulfoxides.
- 25- A process according to claim 23 or 24 wherein the said mixture of solvents contain at least one solvent selected from the group of the sulfoxides
- 26- A process according to claim 23, 24 or 25 wherein the said mixture of solvents contain DMSO.
- 27- A process according to claim 23, 24, 25 or 26 wherein the said solvent is DMSO.
- 28- A pharmaceutical composition comprising acridinium bromide according to any one of claims 17 to 19, or 21 to 22; or comprising acridinium bromide obtained according to the process of any one of claims 1 to 16, 20, or 23 to 27; and a pharmaceutically acceptable excipient.
- 29- A pharmaceutical composition according to claim 28 for inhalation in the form of a dry powder, solution or suspension.
- 30- A pharmaceutical composition according to claim 28 in the form of a dry powder formulation where the pharmaceutically acceptable excipient is an acceptable dry powder carrier.
- 31- A pharmaceutical composition according to any one of claims 28 to 30 wherein acridinium bromide is replaced with an alternative pharmaceutically acceptable salt form of acridinium.

- 32- A pharmaceutical composition according to claim 30 or 31 wherein the pharmaceutically acceptable carrier is lactose or α -lactose monohydrate.
- 33- Acridinium bromide according to any one of claims 17 to 19, or 21 to 22; or acridinium bromide obtained according to the process of any one of claims 1 to 16, 20, or 23 to 27; or a pharmaceutical composition according to any one of claims 28 to 32 for use in medicine, preferably for use in treating chronic obstructive pulmonary disease (COPD).

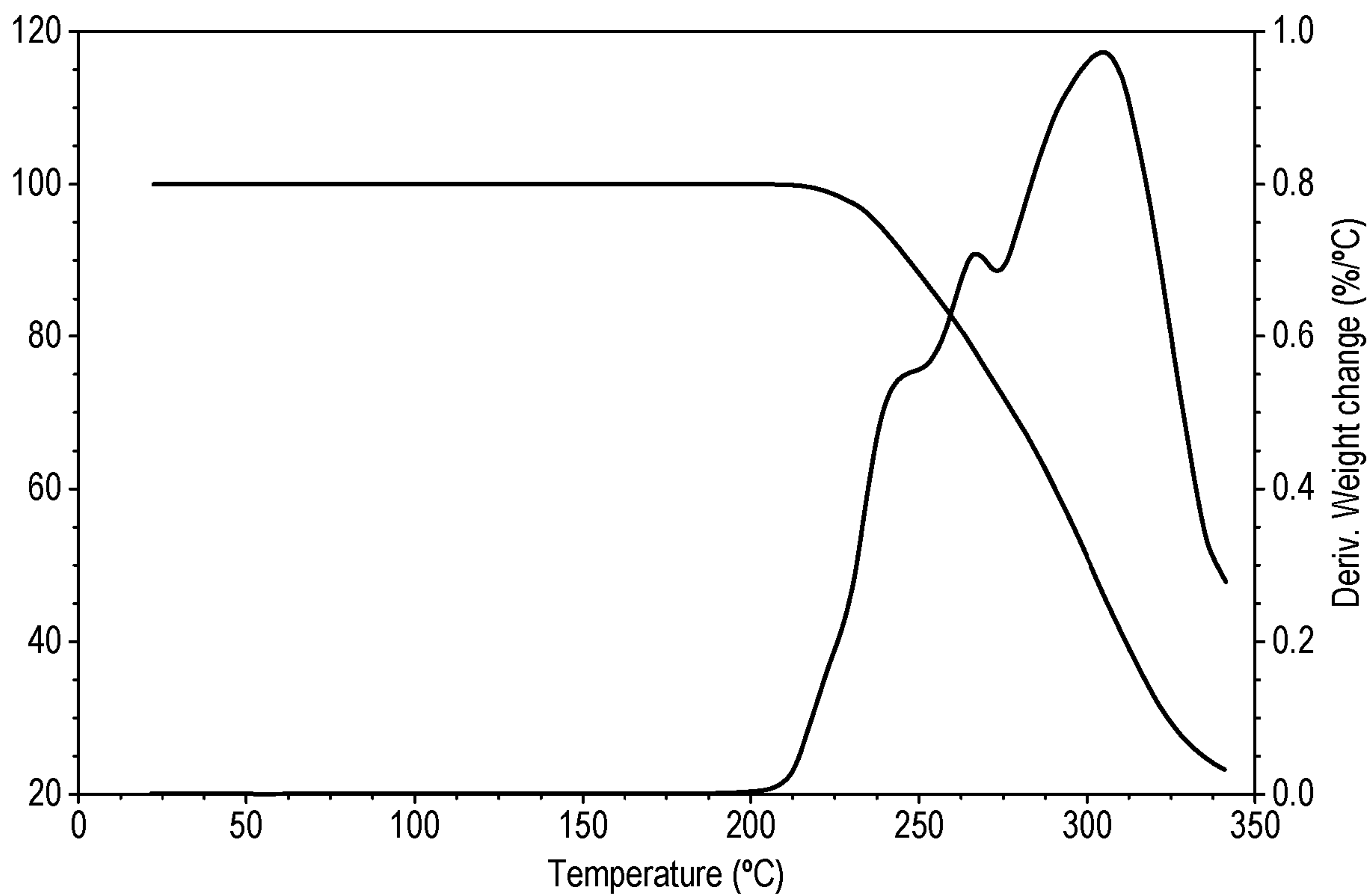
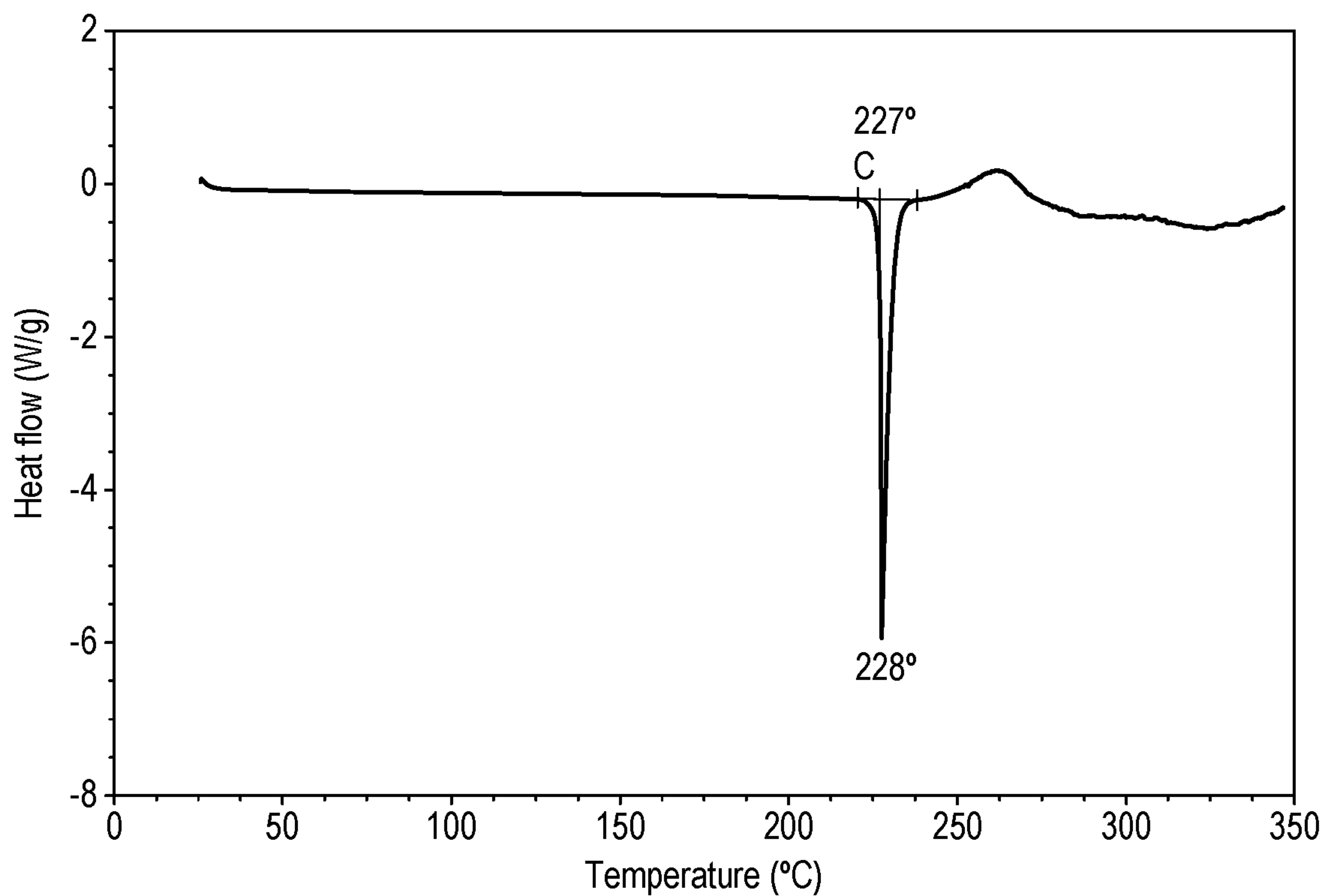
1 / 4

*FIG. 1**FIG. 2*

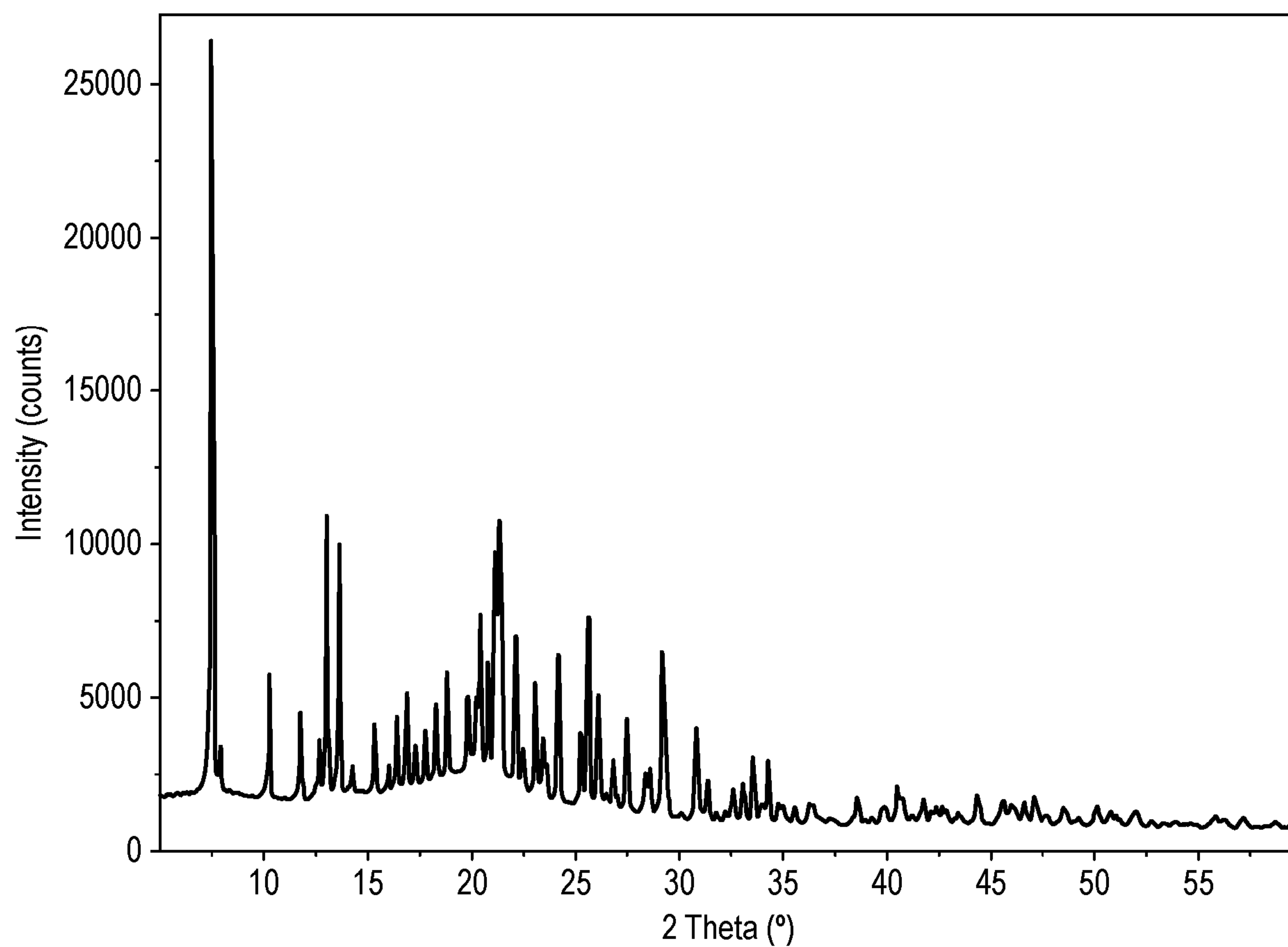

2 / 4

*FIG. 3**FIG. 4*

3 / 4

**FIG. 5****FIG. 6**

4 / 4

*FIG. 7**FIG. 8*

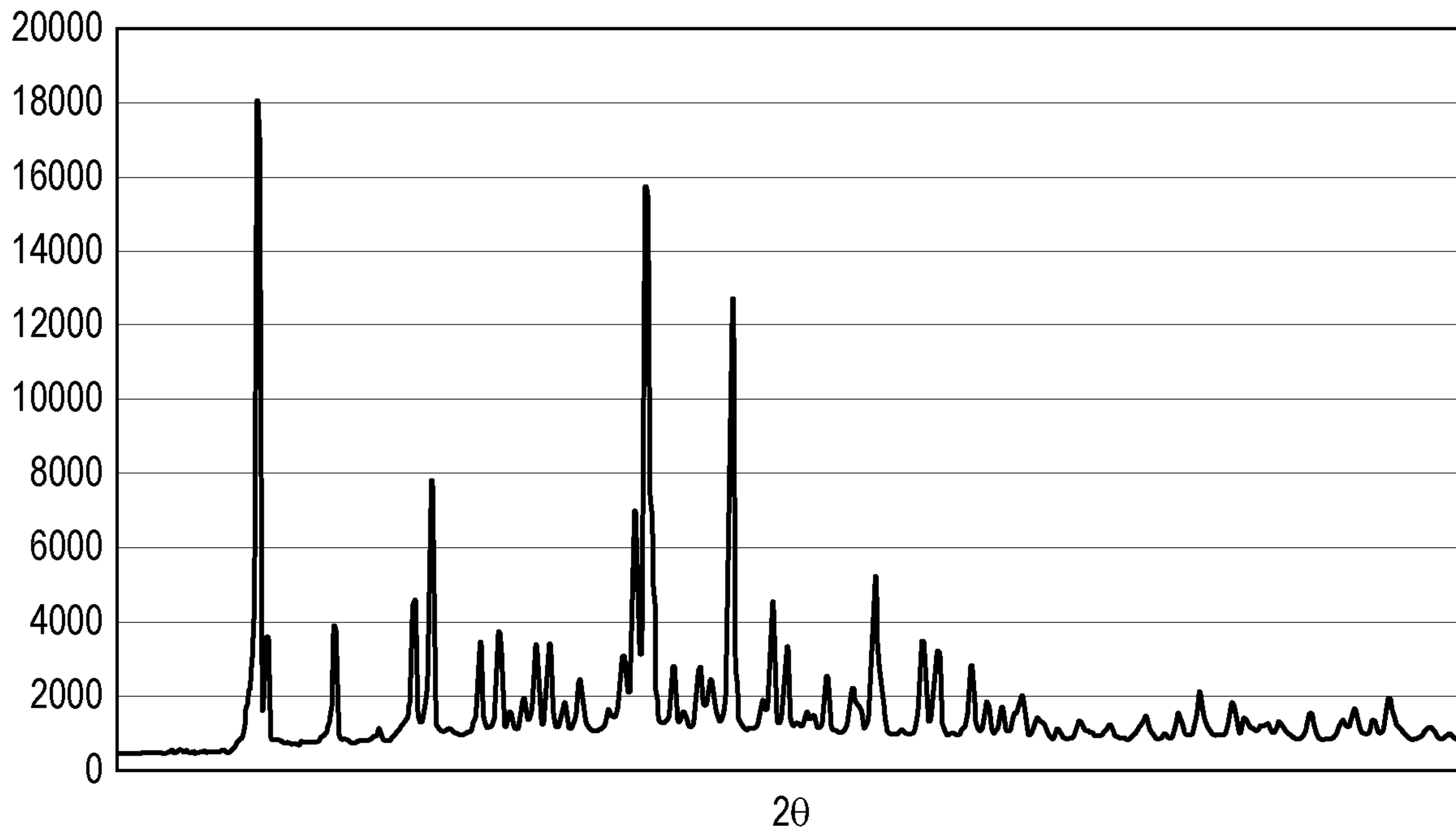


FIG. 1