



US00D536812S

(12) **United States Design Patent**
Bayat et al.

(10) **Patent No.:** **US D536,812 S**

(45) **Date of Patent:** **** Feb. 13, 2007**

(54) **BATTERY OPERATED LIGHTING DEVICE**

D516,234 S * 2/2006 Holsinger et al. D26/37
D528,240 S * 9/2006 Kovacik et al. D26/42

(75) Inventors: **Bijan Bayat**, Plano, TX (US); **James Newton**, Arlington, TX (US); **Max Alan Probasco**, Plano, TX (US)

* cited by examiner

Primary Examiner—Marcus A. Jackson
(74) *Attorney, Agent, or Firm*—Stephen S. Mosher

(73) Assignee: **Bayco Products, Ltd.**, Wylie, TX (US)

(**) Term: **14 Years**

(57) **CLAIM**

The ornamental design for a battery operated lighting device, as shown and described.

(21) Appl. No.: **29/252,157**

(22) Filed: **Jan. 19, 2006**

DESCRIPTION

(51) **LOC (8) Cl.** **26-02**

FIG. 1 is a perspective view of a battery operated lighting device;

(52) **U.S. Cl.** **D26/37**

FIG. 2 is a top view of the battery operated lighting device of FIG. 1;

(58) **Field of Classification Search** D26/37-50;
362/157, 158, 171-174, 183-208
See application file for complete search history.

FIG. 3 is a first side view of the battery operated lighting device of FIG. 1, which is a mirror image of the second side;

FIG. 4 is a bottom view of the battery operated lighting device of FIG. 1;

(56) **References Cited**


U.S. PATENT DOCUMENTS

D512,168 S * 11/2005 Suzuki D26/37
D513,810 S * 1/2006 Ho D26/37

FIG. 5 is a front side view of the battery operated lighting device of FIG. 1; and,

FIG. 6 is a rear side view of the battery operated lighting device of FIG. 1.

1 Claim, 2 Drawing Sheets



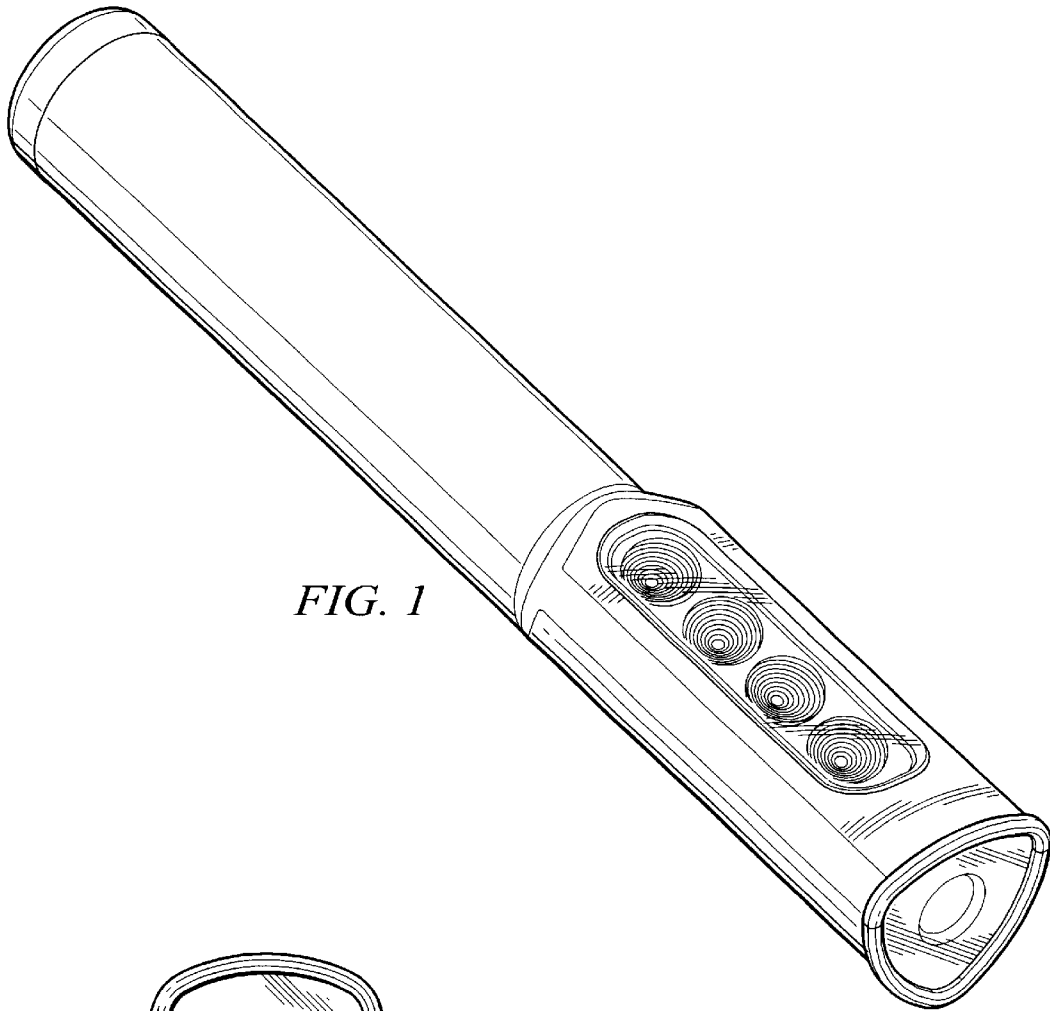


FIG. 1

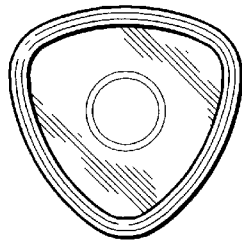


FIG. 2

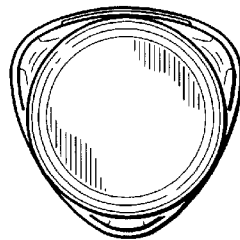


FIG. 4




FIG. 3

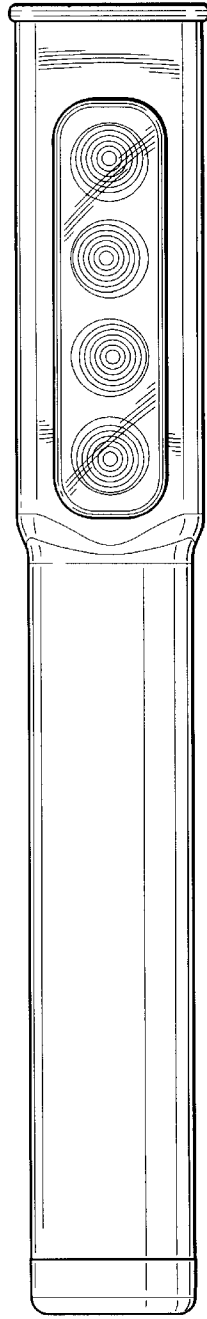


FIG. 5

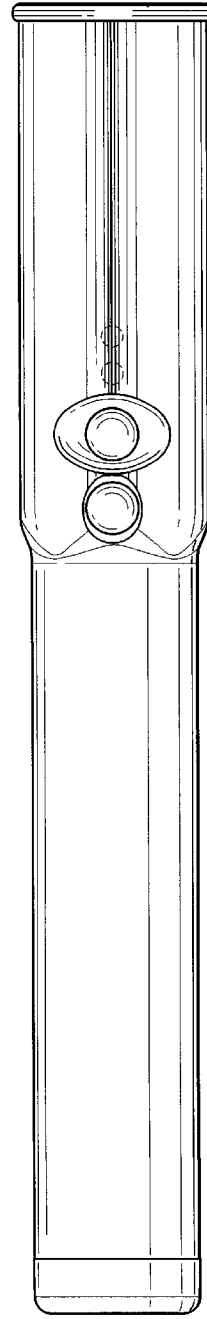


FIG. 6