



US00D505922S

(12) **United States Design Patent**
Mayo et al.

(10) **Patent No.:** **US D505,922 S**

(45) **Date of Patent:** **** Jun. 7, 2005**

(54) **INFRARED HAND-HELD REMOTE CONTROL**

D462,332 S * 9/2002 Mayo et al. D13/168
6,587,067 B2 * 7/2003 Darbee et al. 341/176
D485,534 S * 1/2004 Mayo et al. D13/168

(75) Inventors: **Noel Mayo**, Philadelphia, PA (US); **Joel S. Spira**, Coopersburg, PA (US); **Jason Killo**, Emmaus, PA (US)

* cited by examiner

(73) Assignee: **Lutron Electronics Co., Inc.**, Coopersburg, PA (US)

Primary Examiner—Stella Reid
Assistant Examiner—Selina Sikder
(74) *Attorney, Agent, or Firm*—Ostrolenk, Faber, Gerb & Soffen, LLP

(**) Term: **14 Years**

(21) Appl. No.: **29/197,602**

(57) **CLAIM**

(22) Filed: **Jan. 16, 2004**

The ornamental design for a infrared hand-held remote control, as shown and described.

Related U.S. Application Data

DESCRIPTION

(62) Division of application No. 29/168,047, filed on Sep. 25, 2002, now Pat. No. Des. 485,534, which is a division of application No. 29/141,438, filed on May 7, 2001, now Pat. No. Des. 462,332.

FIG. 1 shows a perspective view of a first embodiment of the invention.

(51) **LOC (8) Cl.** **13-03**

FIG. 2 is a front elevational view of the infrared hand-held remote control showing the design of FIG. 1.

(52) **U.S. Cl.** **D13/168**

(58) **Field of Search** D13/162, 164, D13/168, 177; D8/353; D10/104, 106; D14/218, 155; 340/525, 825.22, 825.56, 825.69, 825.72, 988; 341/176; 348/73, 4; 455/90.1, 151.1–151.4, 352–355

FIGS. 3–7 are the rear view, top view, bottom view, left-side view and right-side view, respectively, of FIG. 1; and,

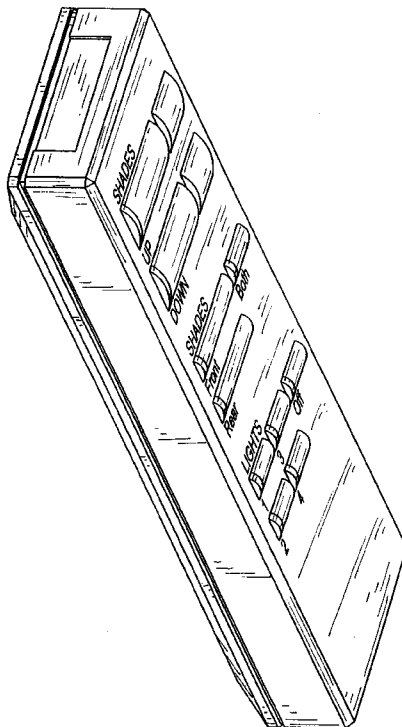
FIGS. 8 and 9 show a second embodiment of the invention, in a perspective and a front view, the rear view, top view, bottom view, left-side view, and right-side view of this second embodiment corresponding to FIGS. 3–7.

(56) **References Cited**

U.S. PATENT DOCUMENTS

D370,663 S * 6/1996 Swain et al. D13/168

1 Claim, 6 Drawing Sheets



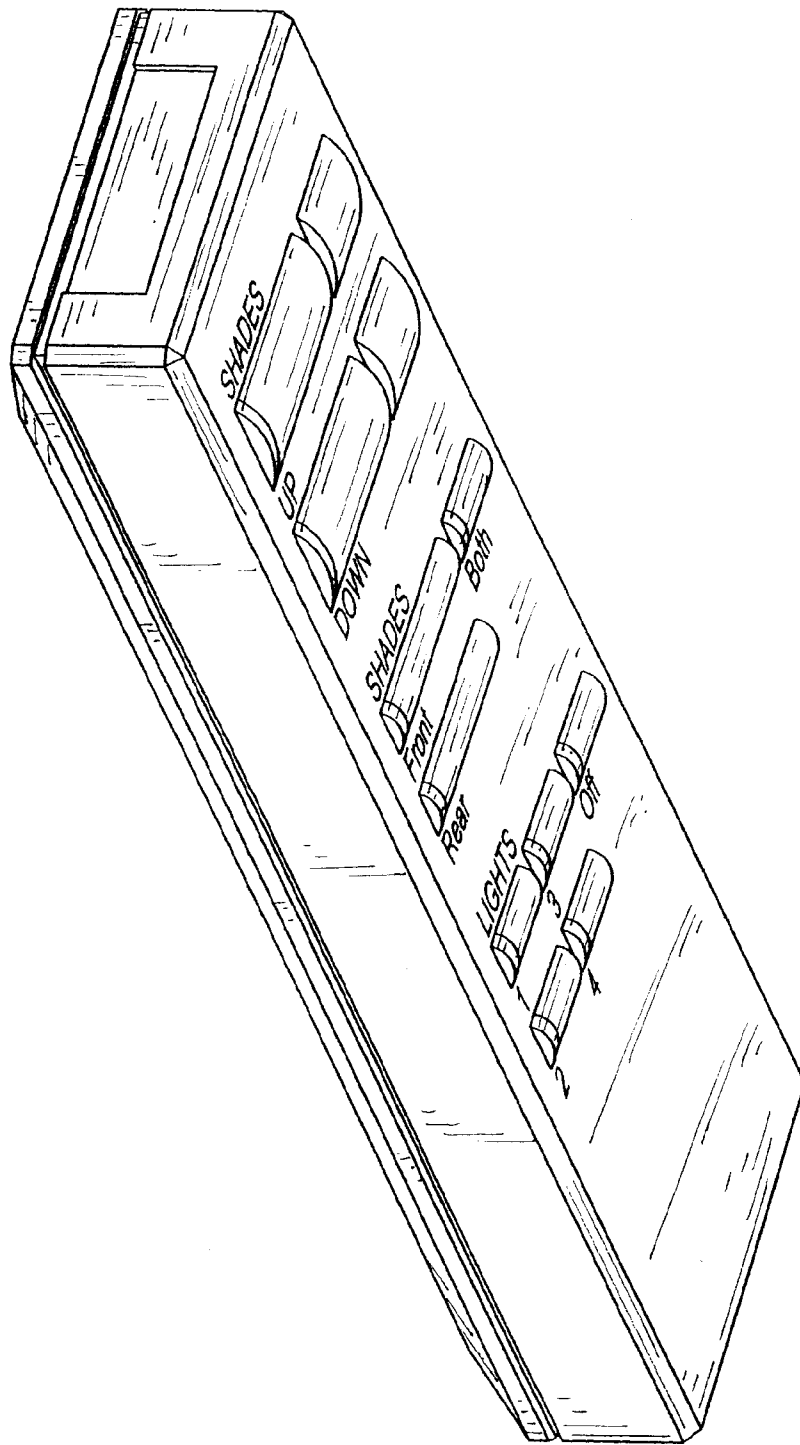


Fig. 1

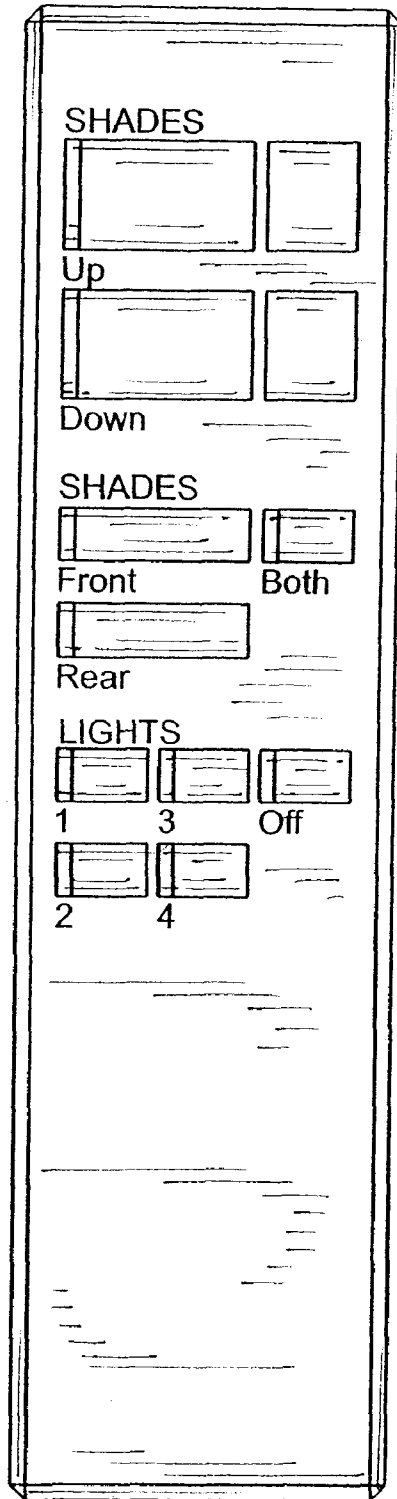


Fig. 2

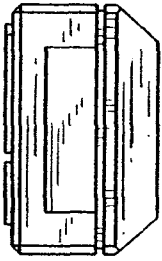


Fig. 4




Fig. 5

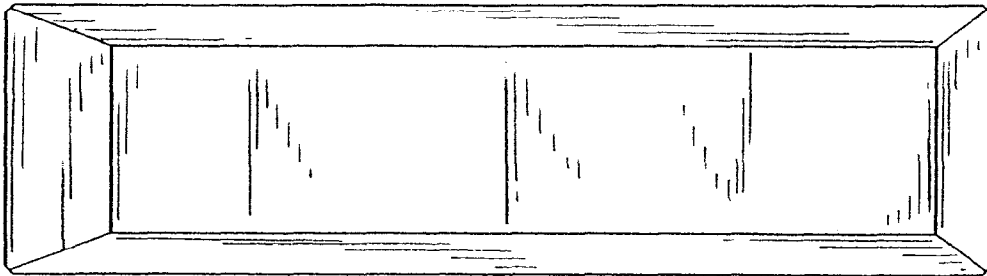


Fig. 3

Fig. 7

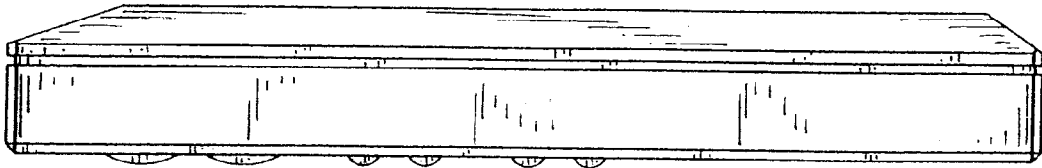
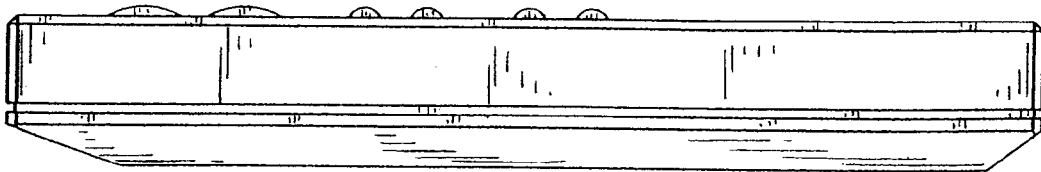


Fig. 6



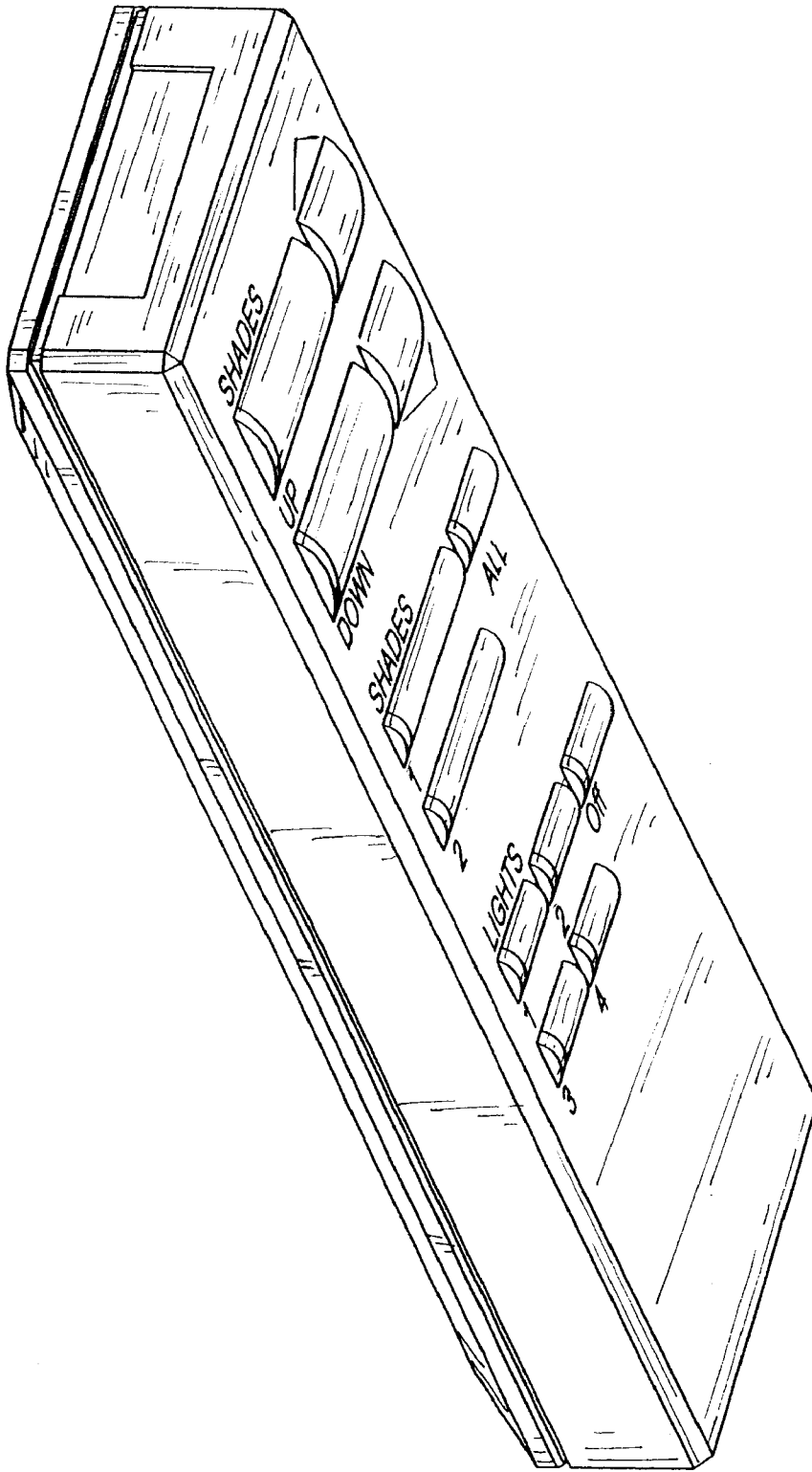


Fig. 8

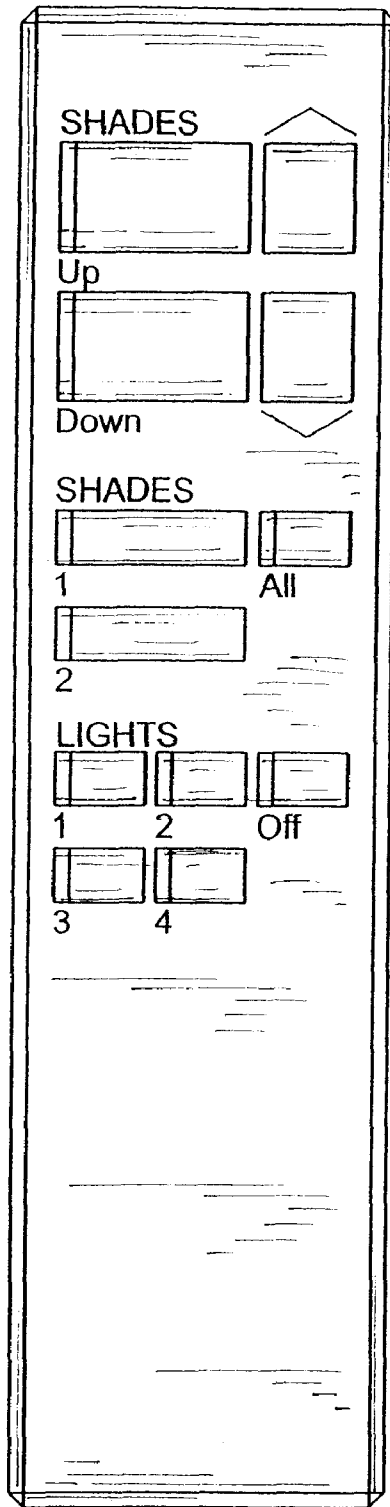


Fig. 9