

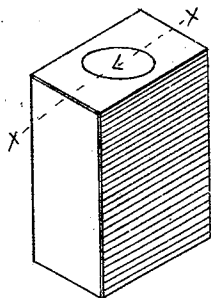
*H. Odenkirchen,*

*Tea Package.*


*No. 106,952.*

*Patented Aug. 30. 1870.*

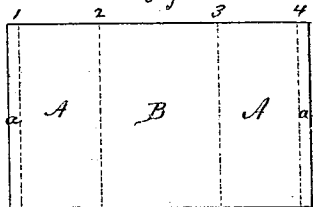
*fig. 1.*



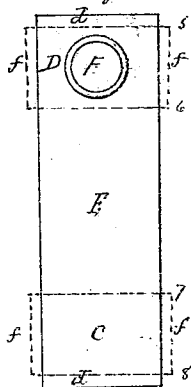
*fig. 2.*



*fig. 3.*



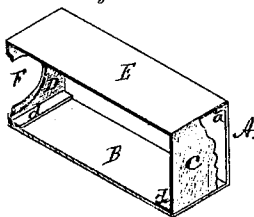
*fig. 4.*



*fig. 5.*



*fig. 6.*



*Witnesses*  
*D. H. Shumway*  
*A. J. Tibbitts*

*Henry Odenkirchen*  
*Inventor*  
*By his Attorney*  
*Wm. E. Eads*

# United States Patent Office.

HENRY ODENKIRCHEN, OF NEW HAVEN, CONNECTICUT.

Letters Patent No. 106,952, dated August 30, 1870.

## IMPROVED PACKAGE FOR TEA AND COFFEE.

The Schedule referred to in these Letters Patent and making part of the same.

### To all whom it may concern :

Be it known that I, HENRY ODENKIRCHEN, of New Haven, in the county of New Haven and State of Connecticut, have invented a new Improvement in Package for Tea, Coffee, &c.; and I do hereby declare the following, when taken in connection with the accompanying drawing and the letters of reference marked thereon, to be a full, clear, and exact description of the same, and which said drawing constitutes part of this specification, and represents in—

Figure 1 a perspective view of the box complete;

Figure 2, a section on line *x x*;

Figures 3 and 4, the two parts of the box;

Figure 5, a perspective sectional view illustrating the manner of putting the two parts together; and in Figure 6, the cover.

This invention relates to an improvement in the construction of packages for putting up tea, coffee, &c.

Heretofore, these have been made by cutting the pasteboard into several pieces, and pasting strips of paper over the angles to secure the several parts together, which makes these packages so expensive that they can only be employed for the best class of tea and coffee; thus increasing the price of the tea and coffee so put up.

The object of my invention is a cheaper and simpler construction of the package from the same material, and consists in forming the package from two pieces, cut so that, when folded, they will form the four sides and two ends of the package.

The first piece, as seen in fig. 3, is cut to the required size to form the three sides, with a narrow fold upon both ends, and is scored, as seen in broken lines at 1, 2, 3, 4, so as to bend upon these lines.

The other piece, as seen in fig. 4, is cut of sufficient length to form one side and the two ends, with a narrow fold at each end, and is scored at 5, 6, 7, 8.

The part seen in fig. 3 is then bent into form, making one side, A, as seen in fig. 5.

The next side, B, and the third side, correspond to the side A, and the fold *a* is turned inward, as seen in fig. 5.

Then the other part, seen in fig. 4, is bent at the scores, so as to form the two ends C D, and the fourth side, E, the two folds *d* turned inward, as seen in fig. 5.

The surface of the folds *a* and *b* are then coated with a suitable adhesive material, and the parts set together, as seen in fig. 5.

It will be observed that this would leave four of the angles at the end without support, and, for ordinary purposes, there would be no objection to this, but to secure those angles, a narrow fold, *f*, denoted in broken lines, fig. 4, may be formed upon that part and turned inward, so as to be secured to the side in like manner as are the folds *d*.

As an opening by which to fill and empty the package, I cut through one end or the other part of the box an opening, F, of suitable size and form, and in dies prepared for the purpose depress the surface around the opening F, so as to form a shoulder or ledge, *i*, as seen in fig. 2, the depression being of a depth equal, or nearly so, to a cover, L, and so as to receive the said cover, as seen in fig. 2.

I claim as my invention—

As an article of manufacture, the herein-described package, formed from two pieces, the said pieces cut and bent into form and secured together in the manner described, by projections formed upon one part to lap onto the other part, substantially as herein set forth.

Witnesses: HENRY ODENKIRCHEN.

J. H. SHUMWAY,  
A. J. TIBBITS.