

(19) World Intellectual Property Organization
International Bureau



(43) International Publication Date
7 October 2010 (07.10.2010)

(10) International Publication Number
WO 2010/112519 A1

(51) International Patent Classification:

D21B 1/16 (2006.01) *D21H 11/00* (2006.01)
D21C 9/00 (2006.01) *D21H 11/18* (2006.01)
D21D 1/00 (2006.01)

SCHENKER, Michel [CH/CH]; Baslerstrasse 9, CH-4665 Oftringen (CH). **POHL, Michael** [AT/AT]; H.-v.-Tuerlin Strasse 11, A-9500 Villach (AT). **KÜBLER, Beat** [CH/CH]; Sperberweg 36, CH-4104 Oberwil (CH).

(21) International Application Number:

PCT/EP2010/054231

(74) Agent: **TIEFBRUNNER, Vera**; Maiwald Patentanwalts GmbH, Elisenhof, Elisenstraße 3, 80335 Munich (DE).

(22) International Filing Date:

30 March 2010 (30.03.2010)

(81) Designated States (unless otherwise indicated, for every kind of national protection available):

AE, AG, AL, AM, AO, AT, AU, AZ, BA, BB, BG, BH, BR, BW, BY, BZ, CA, CH, CL, CN, CO, CR, CU, CZ, DE, DK, DM, DO, DZ, EC, EE, EG, ES, FI, GB, GD, GE, GH, GM, GT, HN, HR, HU, ID, IL, IN, IS, JP, KE, KG, KM, KN, KP, KR, KZ, LA, LC, LK, LR, LS, LT, LU, LY, MA, MD, ME, MG, MK, MN, MW, MX, MY, MZ, NA, NG, NI, NO, NZ, OM, PE, PG, PH, PL, PT, RO, RS, RU, SC, SD, SE, SG, SK, SL, SM, ST, SV, SY, TH, TJ, TM, TN, TR, TT, TZ, UA, UG, US, UZ, VC, VN, ZA, ZM, ZW.

(25) Filing Language:

English

(26) Publication Language:

English

(30) Priority Data:

09156683.6 30 March 2009 (30.03.2009) EP
61/212,108 6 April 2009 (06.04.2009) US

(71) Applicant (for all designated States except US): **OMYA DEVELOPMENT AG** [CH/CH]; Baslerstraße 42, CH-4665 Oftringen (CH).

(72) Inventors; and

(75) Inventors/Applicants (for US only): **GANE, Patrick A.C.** [GB/CH]; Studenweg 8, CH-4852 Rothrist (CH). **SCHOELKOPF, Joachim** [DE/CH]; Buechbühlstrasse 3, CH-8956 Killwangen (CH). **GANTENBEIN, Daniel** [CH/CH]; Vogesenstrasse 27, CH-4056 Basel (CH).

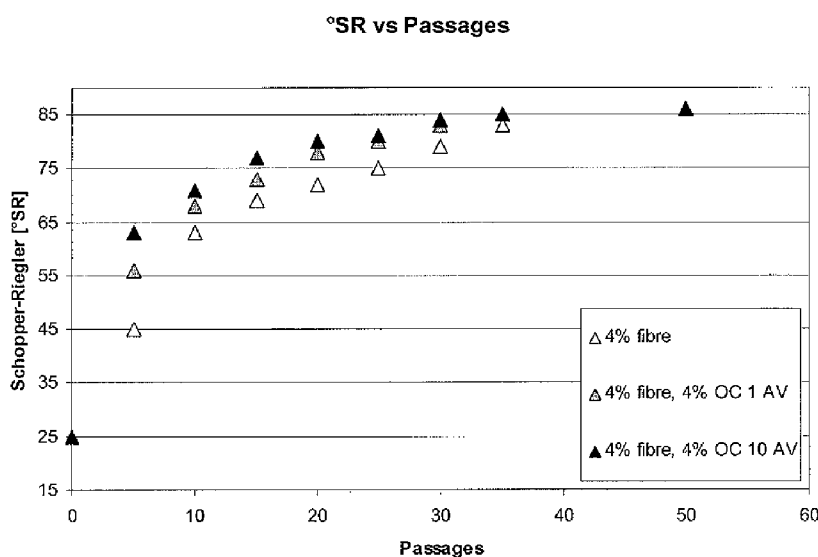
(84) Designated States (unless otherwise indicated, for every kind of regional protection available):

ARIPO (BW, GH, GM, KE, LR, LS, MW, MZ, NA, SD, SL, SZ, TZ, UG, ZM, ZW), Eurasian (AM, AZ, BY, KG, KZ, MD, RU, TJ, TM), European (AT, BE, BG, CH, CY, CZ, DE, DK, EE, ES, FI, FR, GB, GR, HR, HU, IE, IS, IT, LT, LU, LV, MC, MK, MT, NL, NO, PL, PT, RO, SE, SI, SK, SM,

[Continued on next page]

(54) Title: PROCESS FOR THE PRODUCTION OF NANO-FIBRILLAR CELLULOSE SUSPENSIONS

Fig. 1



(57) Abstract: The present invention relates to a process for the production of suspensions of nano-fibrillar cellulose by providing cellulose fibres and at least one filler and/or pigment; combining the cellulose fibres and the at least one filler and/or pigment; and fibrillating the cellulose fibres in the presence of at least one filler and/or pigment, as well as the suspensions of nano-fibrillar cellulose obtained by this process and their uses.

WO 2010/112519 A1

TR), OAPI (BF, BJ, CF, CG, CI, CM, GA, GN, GQ, GW, **Published:**
ML, MR, NE, SN, TD, TG).

— *with international search report (Art. 21(3))*

Process for the production of nano-fibrillar cellulose suspensions

5 The present invention relates to a process for producing nano-fibrillar cellulose suspensions and the nano-fibrillar cellulose obtained by this process.

Cellulose is the structural component of the primary cell wall of green plants and is the most common organic compound on Earth. It is of high interest in many
10 applications and industries.

Cellulose is the major constituent of paper and cardboard and of textiles made from cotton, linen, and other plant fibres. Cellulose can be converted into cellophane, a thin transparent film, and into rayon, an important fibre that has been used for
15 textiles since the beginning of the 20th century. Both cellophane and rayon are known as "regenerated cellulose fibres".

Cellulose fibres are also used in liquid filtration, to create a filter bed of inert material. Cellulose is further used to make hydrophilic and highly absorbent sponges.
20

For industrial use, cellulose is mainly obtained from wood pulp and cotton. It is mainly used to produce cardboard and paper; and to a smaller extent it is converted into a wide variety of derivative products.

25 Cellulose pulp as a raw material is processed out of wood or stems of plants such as hemp, linen and manila. Pulp fibres are built up mainly from cellulose and other organic components (hemicellulose and lignin). The cellulose macromolecules (composed of 1-4 glycosidic linked β -D-Glucose molecules) are linked together by hydrogen bonds to form a so called primary fibril (micelle) which has crystalline and
30 amorphous domains. Several primary fibrils (around 55) form a so called microfibril. Around 250 of these microfibrils form a fibril.

The fibrils are arranged in different layers (which can contain lignin and/or hemicellulose) to form a fibre. The individual fibres are bound together by lignin as well.

- 5 The pulps used in papermaking are often obtained by grinding the wood and an optional processing by heat and chemistry to remove undesired compounds from the cellulosic fibres.

The fibres are ground and cut to a certain fineness (depending on the desired
10 properties). The grinding of the fibres is achieved with a refiner (such as a conic rotor-stator mill or disc- or double-disc refiners). The refiner also fibrillates the fibres on the surface which means that some fibrils are partially pulled out of the surface of the fibre. This leads to a better retention of, and, frequently, a better adhesion to, pigments which may be added in paper production, and also to an enhanced potential
15 of hydrogen bonding between the fibres of the paper. This results in improved mechanical properties. A side-effect is also that the paper becomes denser and more transparent because of a loss of light scattering as the size of the scattering centres moves away from the accepted optimum of half the wave length of light (glassine and greaseproof papers).

20

When fibres become refined under applied energy they become fibrillated as the cell walls are broken and torn into attached strips, i.e. into fibrils. If this breakage is continued to separate the fibrils from the body of the fibre, it releases the fibrils. The breakdown of fibres into microfibrils is referred to as "micro fibrillation". This
25 process may be continued until there are no fibres left and only fibrils of nano size (thickness) remain.

If the process goes further and breaks these fibrils down into smaller and smaller fibrils, they eventually become cellulose fragments. The breakdown to primary

fibrils may be referred to as “nano-fibrillation”, where there may be a smooth transition between the two regimes.

5 The achievable fineness with conventional refiners however is limited. Also, a number of other apparati for breaking down particles are not capable of breaking down cellulose fibres to nano-fibrils, such as fluffers mentioned in US 2001/0045264, which are only capable of separating given size fractions of fibres from each other.

10 Similarly, in WO 02/090651 a method for recycling pulp rejects generated during manufacturing of paper, paperboard or cardboard is described, wherein cleaner rejects containing among other things fibres, pigments and/or fibres are milled to a certain grain size by ball mills. However, no mention is made of the fibrillation of the fibres present, let alone the fibrillation into nano-fibrils.

15 If a further breakdown of the fibres into nano-fibrils is desired other methods are needed.

20 For example, in US 4,374,702 a process for preparing microfibrillated cellulose is described comprising passing a liquid suspension of fibrous cellulose through a high pressure homogenizer having a small diameter orifice in which the suspension is subjected to a pressure drop of at least 3000 psi and a high velocity shearing action followed by a high velocity decelerating impact against a solid surface, repeating the passage of said suspension through the orifice until said cellulose suspension
25 becomes a substantially stable suspension, said process converting said cellulose into microfibrillated cellulose without substantial chemical change of the cellulose starting material.

US 6,183,596 B1 discloses a process for producing super microfibrillated cellulose by passing a slurry of a previously beaten pulp through a rubbing apparatus having two or more grinders which are arranged so that they can be rubbed together to microfibrillate the pulp to obtain microfibrillated cellulose and further super
5 microfibrillate the obtained microfibrillated cellulose with a high-pressure homogenizer to obtain the super microfibrillated cellulose.

Furthermore, ultra-fine friction grinders can be used, wherein the grinder reduces the fibres into fines by mechanical shearing (cf. e.g. US 6,214,163 B1).

10

There are a number of problems regarding the fibrillation of cellulose fibres, which have to be overcome.

For example, the mechanical production of nano-fibrillar cellulose often has the
15 problem of an increasing viscosity during the fibrillation process. This can stop the process completely or increase the needed specific energy.

The efficiency of the breakdown processes often is rather low, and there is a considerable amount of fibres just cut, but not fibrillated into fibrils.

20

Therefore, there is a continuous need for providing more efficient processes for producing nano-fibrillar cellulose suspensions, and it is one objective of the present invention to provide a new and efficient process for the production of nano-fibrillar cellulose suspensions.

25

It has been found that the addition and co-processing of certain fillers and/or pigments with cellulose fibre containing pulp may have a positive influence on the fibrillating process in many respects, as described in more detail below.

Thus, the process of the present invention is characterized by the following steps:

- (a) providing cellulose fibres;
- (b) providing at least one filler and/or pigment;
- 5 (c) combining the cellulose fibres and the at least one filler and/or pigment;
- (d) fibrillating the cellulose fibres in the presence of the at least one filler and/or pigment.

10 Nano-fibrillar cellulose in the context of the present invention means fibres, which are at least partially broken down to primary fibrils.

In this respect, fibrillating in the context of the present invention means any process which predominantly breaks down the fibres and fibrils along their long axis resulting in the decrease of the diameter of the fibres and fibrils, respectively.

15 Cellulose fibres, which can be used in the process of the present invention may be such contained in pulps selected from the group comprising eucalyptus pulp, spruce pulp, pine pulp, beech pulp, hemp pulp, cotton pulp, and mixtures thereof. In this respect, the use of kraft pulp, especially bleached long fibre kraft pulp may be especially preferred. In one embodiment, all or part of this cellulose fibre may be
20 issued from a step of recycling a material comprising cellulose fibres. Thus, the pulp may also be recycled pulp.

The size of the cellulose fibres in principle is not critical. Useful in the present
25 invention generally are any fibres commercially available and processable in the device used for their fibrillation. Depending on their origin, cellulose fibres may have a length of from 50 mm to 0.1 μm . Such fibres, as well as such having a length of preferably 20 mm to 0.5 μm , more preferably from 10 mm to 1 mm, and typically

from 2 to 5 mm, can be advantageously used in the present invention, wherein also longer and shorter fibres may be useful.

5 It is advantageous for the use in the present invention that the cellulose fibres are provided in the form of a suspension, especially an aqueous suspension. Preferably such suspensions have a solids content of from 0.2 to 35 wt-%, more preferably 0.25 to 10 wt-%, especially 1 to 5 wt-%, and most preferably 2 to 4.5 wt-%, e.g. 1.3 wt-% or 3.5 wt-%.

10 The at least one filler and/or pigment is selected from the group comprising precipitated calcium carbonate (PCC); natural ground calcium carbonate (GCC); dolomite; talc; bentonite; clay; magnesite; satin white; sepiolite, huntite, diatomite; silicates; and mixtures thereof. Precipitated calcium carbonate, which may have vateritic, calcitic or aragonitic crystal structure, and/or natural ground calcium
15 carbonate, which may be selected from marble, limestone and/or chalk, are especially preferred.

In a special embodiment, the use of ultrafine discrete prismatic, scalenohedral or rhombohedral precipitated calcium carbonate may be advantageous.

20

The fillers and/or pigments can be provided in the form of a powder, although they are preferably added in the form of a suspension, such as an aqueous suspension. In this case, the solids content of the suspension is not critical as long as it is a pumpable liquid.

25

In a preferred embodiment, the filler and/or pigment particles have a median particle size of from 0.5 to 15 μm , preferably 0.7 to 10 μm , more preferably 1 to 5 μm and most preferably 1.1 to 2 μm .

Especially preferably, the filler and/or pigment particles have a median particle size of from 0.03 to 15 μm , preferably 0.1 to 10 μm , more preferably 0.2 to 5 μm and most preferably 0.2 to 4 μm , e.g. 1.5 μm or 3.2 μm .

- 5 For the determination of the weight median particle size, d_{50} , for particles having a d_{50} greater than 0.5 μm , a Sedigraph 5100 device from the company Micromeritics, USA was used. The measurement was performed in an aqueous solution of 0.1 wt-% $\text{Na}_4\text{P}_2\text{O}_7$. The samples were dispersed using a high-speed stirrer and ultrasound. For the determination of the volume median particle size for particles having a $d_{50} \leq 500$,
10 a Malvern Zetasizer Nano ZS from the company Malvern, UK was used. The measurement was performed in an aqueous solution of 0.1 wt% $\text{Na}_4\text{P}_2\text{O}_7$. The samples were dispersed using a high-speed stirrer and ultrasound.

The fillers and/or pigments may be associated with dispersing agents such as those
15 selected from the group comprising homopolymers or copolymers of polycarboxylic acids and/or their salts or derivatives such as esters based on, e.g. acrylic acid, methacrylic acid, maleic acid, fumaric acid, itaconic acid, e.g. acryl amide or acrylic esters such as methylmethacrylate, or mixtures thereof; alkali polyphosphates, phosphonic-, citric- and tartaric acids and the salts or esters thereof; or mixtures
20 thereof.

The combination of fibres and at least one filler and/or pigment can be carried out by adding the filler and/or pigment to the fibres in one or several steps. As well, the fibres can be added to the filler and/or pigment in one or several steps. The filler
25 and/or pigment as well as the fibres can be added entirely or in portions before or during the fibrillating step. However, the addition before fibrillating is preferred.

During the fibrillation process, the size of the fillers and/or pigments as well as the size of the fibres can change.

In one embodiment before fibrillating the pH of the combination of cellulose fibres and at least one filler and/or pigment is adjusted to a pH of 10 to 12, e.g. 11.

- 5 This adjustment to alkaline pH can be done via addition of preferably milk of lime ($\text{Ca}(\text{OH})_2$) or any other base. After co-processing, the pH in the suspension might then have to be adjusted again to about 7.5 to 9.5, e.g. 8.5.

10 Generally, the pH of the suspension comprising the combination of fibres and pigment and/or filler should not be less than 6.

It might also be necessary to stabilize the pH, e.g. upon addition of PCC to a fibre suspension, which might lead to an increase of the pH, and a drop of the °SR. In this case the pH may be re-adjusted by commonly used acids or buffers in order to avoid
15 the drop of the Schopper Riegler degree due to the influence of a pH increase.

Furthermore, in one embodiment, the combination is stored for 2 to 12 hours, preferably 3 to 10 hours, more preferably 4 to 8 hours, e.g. 6 hours, prior to fibrillating it, as this ideally results in swelling of the fibres facilitating the
20 fibrillation and thus leads to a faster increase of freeness (°SR) and lower specific refining energy consumption for the same °SR freeness.

Fibre swelling may be facilitated by storage at increased pH, as well as by addition of cellulose solvents like, e.g. copper(II)ethylenediamine, iron-sodium-tartrate or
25 lithium-chlorine/dimethylacetamine, or by any other method known in the art.

Preferably, the weight ratio of fibres to fillers and/or pigments on a dry weight basis is from 1:10 to 10:1, more preferably 1:6 to 6:1, typically 1:4 to 4:1, especially 1:3 to 3:1, and most preferably 1:2 to 2:1, e.g. 1:1.

For example, in one especially preferred embodiment 70 wt-% of bleached longfibre kraft pulp is fibrillated in the presence 30 wt-% ultrafine discrete prismatic (or rhombohedral) PCC, relating to the total dry weight of pulp and PCC, respectively.

5

One indication of cellulose fibrillation according to the present invention is the increase of the Schopper Riegler degree ($^{\circ}$ SR).

The Schopper-Riegler degree ($^{\circ}$ SR) is a measure of the rate at which a diluted pulp suspension may be de-watered and is specified according to the Zellcheming Merkblatt V/7/61 and standardized in ISO 5267/1.

10

The value is determined by smoothly dispersing the pulp in water and putting it into a drainage chamber where a sealing cone is closed. The sealing cone is lifted pneumatically from the drainage chamber, and, depending on the condition of the fibre suspension, the water flows more or less quickly from the drainage chamber through a side outlet into a measuring cylinder. The water is measured in the cylinder, wherein 10 ml water correspond to 1 $^{\circ}$ SR, and the higher the Schopper-Riegler value, the finer the fibres.

15

20

For measuring the Schopper Riegler degree any devices suitable therefore can be used, such as the "Automatic Freeness Tester" supplied by Rycobel, Belgium.

Preferably the combination is fibrillated until the Schopper Riegler degree is increased by ≥ 4 $^{\circ}$ SR, particularly ≥ 6 $^{\circ}$ SR, more preferably ≥ 8 $^{\circ}$ SR, most preferably ≥ 10 $^{\circ}$ SR, especially ≥ 15 $^{\circ}$ SR.

25

In a preferred embodiment the combination of fibres and filler and/or pigment is fibrillated until a final Schopper-Riegler degree of the resulting suspension of ≥ 30

°SR, preferably ≥ 45 °SR, more preferably ≥ 50 °SR, particularly ≥ 60 °SR, e.g. ≥ 70 °SR, especially ≥ 80 °SR is reached.

In a special embodiment, it is however preferred that the final Schopper Riegler
5 degree is ≤ 95 °SR.

The starting Schopper-Riegler degree may be from about 5 to about 90 °SR,
preferably it is ≤ 10 °SR, preferably ≤ 25 °SR, more preferably ≤ 40 °SR, e.g. ≤ 60 or
 ≤ 75 °SR. It may also be greater than 80 °SR, if the Δ °SR resulting by the fibrillating
10 step is ≥ 4 °SR.

Looking at the Schopper Riegler degree, it has also been found that the process
according to the present invention is much more efficient than fibrillating fibre
suspensions in the absence of pigments and/or fillers.

15

This can be seen by an increased °SR per passage. In order to optimize the
fibrillation, the fibre suspension is usually processed by subjecting it to several
passages through the fibrillation device.

20 In this respect, it can be observed that according to the process of the present
invention, the °SR per passage is markedly higher than with fibre suspensions only.

This effect can be immediately observed and occurs until a certain number of
passages, when no further increase of the °SR is achieved any more.

25

Thus, in a special embodiment, the change in Schopper Riegler degree per passage is
higher for the process of the present invention than for fibre suspensions fibrillated in
the absence of pigment and/or filler, until no further essential increase can be
observed in both cases.

Also, it can be observed that the simple addition of pigment and/or filler to an already fibrillated system does not in itself lead to as great an increase in the Schopper Riegler degrees as observed when fibrillating in the presence of pigment
5 and/or filler.

Fibrillating is carried out by means of any device useful therefore, as mentioned above. Preferably the device is selected from the group comprising ultra-fine friction grinders such as a Super Mass Colloider, refiners, and homogenizers. In the case of
10 fibrillating in a homogenizer and also in an ultra fine friction grinder, the temperature of the suspension in the homogenizer is preferably above 60°C, more preferably above 80°C and even more preferably above 90°C.

Another aspect of the present invention is the suspension of nano-fibrillar cellulose
15 obtained by the processes according to the invention.

Furthermore, an aspect of the invention is the advantageous use of the suspension of nano-fibrillar cellulose obtained by the processes according to the invention in paper manufacturing and/or paper finishing.
20

The nano-fibrillar cellulose suspensions according to the present invention can improve paper strength and may allow for an increase in filler load in uncoated freesheet papers.

25 Due to their mechanical strength properties the nano-fibrillar cellulose however is also advantageously used in applications such as in material composites, plastics, paints, rubber, concrete, ceramics, adhesives, food, or in wound-healing applications.

The figures described below and the examples and experiments serve to illustrate the present invention and should not restrict it in any way.

Description of the figures:

5

Figure 1 shows the °SR / passage for pulp suspensions fibrillated with and without different natural ground calcium carbonates.

10

Figure 2 shows the °SR / passage for pulp suspensions fibrillated with different fillers/pigments.

Figure 3 shows the °SR / running time for pulp suspensions ground in a ball mill with and without natural ground calcium carbonate.

15

Figure 4 shows the °SR / running time for pulp suspensions ground with and without natural ground calcium carbonate added before or after fibrillation.

Examples

20

1. Increase of °SR / passage using GCC

For examining the development of the °SR/passage, eucalyptus pulp with a °SR of 25 was treated first in an ultra-fine friction grinder at 4 wt-% solids content with and without the addition of GCC. A similar experiment was run on an homogenizer with 25 eucalyptus pulp at 1.5 wt-% solids content with and without GCC.

Material

5 GCC: Omyacarb 1-AV (solids content 100 wt% based on weight of fibres present) available from Omya AG. The weight median particle size d_{50} = 1.7 μm measured by Sedigraph 5100.

Omyacarb 10-AV (solids content 100 wt-% based on weight of fibres present) available from Omya AG. The weight median particle size d_{50} is 10.0 μm measured by Sedigraph 5100.

10

Pulp: Eucalyptus pulp with 25 °SR and an equivalent aqueous suspension pH of 7.6.

Example 1 – Ultrafine friction grinder

15

For the comparative example eucalyptus pulp in the form of dry mats of 500 g per mat (700 x 1 000 x 1.5 mm) was used. 170 g pulp thereof was torn into pieces of 40 x 40 mm. 3 830 g tap water was added. The suspension was stirred in a 10 dm³ bucket at 2000 rpm using a dissolver disk with a diameter of 70 mm. The suspension
20 was stirred for at least 15 minutes at 2000 rpm.

The suspension was then fibrillated with an ultra-fine friction grinder (Supermasscolloider from Masuko Sangyo Co. Ltd, Japan (Model MKCA 6-2)). The grinding stones were silicon carbide with a grit class of 46 (grit size 297 – 420 μm).
25 The gap between the grinding stones was chosen to be the dynamic 0-point as described in the manual delivered by the supplier. The speed of the rotating grinder was adjusted to be 1200 rpm. The suspension was recirculated several times and samples were taken. The Schopper-Riegler degree (°SR) was measured according to the Zellcheming Merkblatt V/7/61 and standardized in ISO 5267/1.

For the inventive example eucalyptus pulp in the form of dry mats of 500 g per mat (700 x 1 000 x 1.5 mm) was used. 170 g pulp thereof was torn into pieces of 40 x 40 mm. 160 g Omyacarb 1-AV was added. 3 830 g tap water was added. The
5 suspension was stirred in a 10 dm³ bucket at 2000 rpm using a dissolver disk with a diameter of 70 mm. The suspension was stirred for at least 15 minutes at 2000 rpm. The suspension had a pH of about 7.5.

The suspension was then fibrillated with an ultra-fine friction grinder
10 (Supermasscolloider from Masuko Sangyo Co. Ltd, Japan (Model MKCA 6-2)). The grinding stones were silicon carbide with a grit class of 46 (grit size 297 – 420 µm). The gap between the grinding stones was chosen to be the dynamic 0-point as described in the manual delivered by the supplier. The speed of the rotating grinder was adjusted to be 1200 rpm. The suspension was recirculated several times and
15 samples were taken. The Schopper-Riegler degree (°SR) was measured according to the Zellcheming Merkblatt V/7/61 and standardized in ISO 5267/1. The additional filler was not considered for the requested 2 g/l pulp consistency for the measurement.

20 For the inventive example eucalyptus pulp in the form of dry mats of 500 g per mat (700 x 1 000 x 1.5 mm) was used. 170 g pulp thereof was torn into pieces of 40 x 40 mm. 160 g Omyacarb 10-AV was added. 3 830 g tap water was added. The suspension was stirred in a 10 dm³ bucket at 2 000 rpm using a dissolver disk with a diameter of 70 mm. The suspension was stirred for at least 15 minutes at 2 000 rpm.
25 The suspension had a pH of about 7.2.

The suspension was then fibrillated with an ultra-fine friction grinder (Supermasscolloider from Masuko Sangyo Co. Ltd, Japan (Model MKCA 6-2)). The grinding stones were silicon carbide with a grit class of 46 (grit size 297 – 420 µm).

The gap between the grinding stones was chosen to be the dynamic 0-point as described in the manual delivered by the supplier. The speed of the rotating grinder was adjusted to be 1200 rpm. The suspension was recirculated several times and samples were taken. The Schopper-Riegler degree ($^{\circ}$ SR) was measured according to the Zellcheming Merkblatt V/7/61 and standardized in ISO 5267/1. The additional filler was not considered for the requested 2 g/l pulp consistency for the measurement.

Results

10

Figure 1 shows the development of the $^{\circ}$ SR as a function of passages through the Supermasscolloider. It becomes apparent that the addition of GCC increases the efficiency of the device per passage.

15 Example 2 – Homogenizer

For the comparative example eucalyptus pulp in the form of dry mats of 500 g per mat (700 x 1 000 x 1.5 mm) was used. 47 g pulp thereof was torn into pieces of 40 x 40 mm. 2953 g tap water was added. The suspension was stirred in a 5 dm³ bucket at 20 2000 rpm using a dissolver disk with a diameter of 70 mm. The suspension was stirred for at least 15 minutes at 2000 rpm.

This suspension was fed into the Homogenizer (GEA Niro Soavi NS2006L) but did not run through the machine.

25

For the inventive example eucalyptus pulp in the form of dry mats of 500 g per mat (700 x 1000 x 1.5 mm) was used. 47 g pulp thereof was torn into pieces of 40 x 40 mm. 45 g Omyacarb 1-AV was added. 2953 g tap water was added. The suspension

was stirred in a 5 dm³ bucket at 2000 rpm using a dissolver disk with a diameter of 70 mm. The suspension was stirred for at least 15 minutes at 2000 rpm.

This suspension was fed into the Homogenizer (GEA Niro Soavi NS2006L). The flow through the homogenizer was between 100 and 200 g min⁻¹ and the pressure was adjusted to be between 200 and 400 bar. The suspension was recirculated several times and samples were taken. The Schopper-Riegler degree (°SR) was measured according to the Zellcheming Merkblatt V/7/61 and standardized in ISO 5267/1. The additional filler was not considered for the requested 2 g/l pulp consistency for the measurement.

Results

The comparative sample that contained no GCC could not be fed through the homogenizer. Only the GCC containing sample showed a good runnability. Schopper-Riegler values are reported in Table 1 after 5 and 10 passages through the homogenizer.

Table 1:

Passages	°SR
0	25
5	74
10	91

2. Increase of °SR using PCC in a refiner

Example 3 – Ultrafine PCC

5

Material

PCC: Ultrafine prismatic PCC. The weight median particle size $d_{50} = 1.14$ μm measured by Sedigraph 5100 (100 wt-% of particles have a diameter $< 2 \mu\text{m}$; 27 wt-% of particles have a diameter $< 1 \mu\text{m}$).

10

This PCC was provided in the form of an aqueous suspension having a solids content of 7.9 wt-%.

15 Pulp: Longfibre bleached kraft pulp with 16 °SR and an equivalent aqueous suspension pH of between 6 and 8.

An aqueous suspension was formed of the above carbonate and pulp such that this suspension had a solids content of approximately 4 wt-% and a carbonate : pulp weight ratio of 29 : 71.

20

Approximately 12.5 dm^3 of this suspension were circulated during a period of 9 minutes through an Escher Wyss R 1 L Labor-Refiner under 5.4 kW.

25 A Schopper-Riegler (°SR) of the obtained suspension of 92 °SR was measured according to the Zellcheming Merkblatt V/7/61 and standardized in ISO 5267/1.

Example 4 – coarse PCC

a) Suspension according to the invention

5 **Material**

PCC: Scalenohedral PCC. The weight median particle size $d_{50} = 3.27 \mu\text{m}$ measured by Sedigraph 5100 (11 wt-% of particles have a diameter $< 2 \mu\text{m}$; 4 wt-% of particles have a diameter $< 1 \mu\text{m}$). This PCC was provided in the form of an aqueous suspension having a solids content of 15.8 %.

Pulp: Eucalyptus with 38 °SR and an equivalent aqueous suspension pH of between 6 and 8.

15

An aqueous suspension was formed of the above carbonate and pulp such that this suspension had a solids content of approximately 9.8 wt-% and a carbonate : pulp weight ratio of 75 : 25. This suspension presented an 18 °SR.

20 Approximately 38 m³ of this suspension was circulated during a period of 17.5 hours through a Metso Refiner RF-0 under 92 kW at a flow rate of 63 m³/hour.

A Schopper-Riegler (°SR) of the obtained suspension of 73 °SR was measured according to the Zellcheming Merkblatt V/7/61 and standardized in ISO 5267/1.

25

b) Comparative Suspension**Material**

5 PCC: Scalenohedral PCC. The weight median particle size $d_{50} = 3.27 \mu\text{m}$ measured by Sedigraph 5100 (11 wt-% of particles have a diameter $< 2 \mu\text{m}$; 4 wt-% of particles have a diameter $< 1 \mu\text{m}$). This PCC was provided in the form of an aqueous suspension having a solids content of 15.8 %.

10

Pulp: Eucalyptus with 38 °SR and an equivalent aqueous suspension pH of between 6 and 8.

15 An aqueous suspension was formed of the above pulp such that this suspension had a solids content of approximately 4.5 wt-%.

Approximately 20 m^3 of this suspension was circulated during a period of 17.5 hours through a Metso Refiner RF-0 under 92 kW at a flow rate of $63 \text{ m}^3/\text{hour}$.

20

A Schopper-Riegler (°SR) of the obtained suspension of 65 °SR was measured according to the Zellcheming Merkblatt V/7/61 and standardized in ISO 5267/1.

25 To this suspension, the above scalenohedral PCC was added in an amount so as to obtain a carbonate : pulp weight ratio of 75 : 25. A Schopper-Riegler (°SR) of the obtained suspension of 25°SR was measured according to the Zellcheming Merkblatt V/7/61 and standardized in ISO 5267/1.

This clearly shows that the presence of calcium carbonate during the fibrillation step is essential for obtaining a high Schopper Riegler degree, i.e. an efficient fibrillation of the cellulose fibres.

5 **3. Increase of °SR / passage using different fillers or pigments and/or different pulps**

For examining the development of the °SR/passage, eucalyptus or pine pulp was treated in an ultra-fine friction grinder with the addition of the filler or pigment as
10 indicated here below.

Material

15 GCC: Aqueous suspension of natural ground calcium carbonate dispersed with polymeric acrylic acid-based dispersant, solids content 50 wt-%). The volume median particle size d_{50} is 246 nm measured by Malvern Zetasizer Nano ZS.

20 Talc: Finntalc F40 available from Mondo Minerals.

Pulp: Eucalyptus pulp in the form of dry mats, with 17 to 20 °SR, a brightness of 88.77% (ISO 2470-2) and an equivalent aqueous suspension pH of between 7 and 8.

25 Pine pulp in the form of dry mats, with 17 to 20 °SR, a brightness of 88.19 % (ISO 2470-2) and an equivalent aqueous suspension pH of between 7 and 8.

Example 5 – Ultrafine friction grinder

- In the following examples, the pulp indicated in the Table below, in the form of dry mats, was used. 90 g pulp thereof was torn into pieces of 40 x 40 mm. The filler indicated in the Table below was added in the indicated amount, along with 2 190 g of tap water. The suspensions were each stirred in a 10 dm³ bucket at 2000 rpm using a dissolver disk with a diameter of 70 mm. The suspensions were each stirred for at least 10 minutes at 2000 rpm.
- 10 The suspensions were then fibrillated with an ultra-fine friction grinder (Supermasscolloider from Masuko Sangyo Co. Ltd, Japan (Model MKCA 6-2)). The grinding stones were silicon carbide with a grit class of 46 (grit size 297 – 420 µm). Prior to commencing the following tests, the gap between the grinding stones was set to be the dynamic 0-point as described in the manual delivered by the supplier. For each the tests below, the gap between the grinding stones were further closed from 15 this 0-point by 5 increments, corresponding to an adjustment of – 50 µm, as soon as the first material passed between the stones. The speed of the rotating grinder was adjusted to be 2000 rpm for the first 5 passages, and decreased to 1500 rpm for passage 6 and to 1000 rpm for passage 7. Following each passage, the rpm of the 20 friction grinder was increased to approximately 2600 rpm for a period of 5 seconds in order to ensure that a maximum of materials was extracted from the friction grinder before commencing the following passage directly thereafter. The Schopper-Riegler degree (°SR) was measured according to the Zellcheming Merkblatt V/7/61 and standardized in ISO 5267/1. The additional filler was not considered for the 25 requested 2 g/l pulp consistency for the measurement. So the pulp consistency was constant for Tests a and b at 2 g/l.

Test	a)	b)
Type pulp:	Eucalyptus	Pine
Type filler/pigment	GCC	Finntalc F40
Amount filler/pigment (g dry, [g suspension])	90 g [180 g]	90 g
Weight ratio filler/pigment : fibre	1 : 1	1 : 1

Results

Figure 2 shows the development of the °SR as a function of passages through the Supermasscolloider. It becomes apparent that the addition of filler results in an efficient °SR development in the device per passage (compared to tests g and f below), also for other pulp types than Eucalyptus and other filler types than GCC and PCC.

10 4. Increase of °SR / passage of comparative example treating pulp in a ball mill with and without GCC

For examining the development of the °SR/passage, eucalyptus pulp was treated in a ball mill with and without the addition of the filler or pigment as indicated here below.

Material

GCC: Omyacarb 1-AV in the form of a powder, available from Omya AG.
 20 The weight median particle size $d_{50} = 1.7 \mu\text{m}$ measured by Sedigraph 5100.

Pulp: Eucalyptus pulp in the form of dry mats, with 17 to 20 °SR, a brightness of 88.77% (ISO 2470-2) and an equivalent aqueous suspension pH of between 7 and 8.

5

Example 6 – Ball mill

In the following examples, the pulp indicated in the table below, in the form of dry mats, was used. 88 g pulp thereof was torn into pieces of 40 x 40 mm. Omyacarb 1-
 10 AV was added in the amount indicated in the Table below, along with 5000 g of tap water. The suspensions were each stirred in a 10 dm³ bucket at 2000 rpm using a dissolver disk with a diameter of 70 mm. The suspensions were each stirred for at least 10 minutes at 2000 rpm.

15 1600 g of each suspension was then introduced in a 3 dm³ porcelain vessel filled with 3500 g of Verac beads having a bead diameter of 2 cm. The vessel was closed and rotated 43 rpm for a period of 24 hours. The Schopper-Riegler degree (°SR) was measured according to the Zellcheming Merkblatt V/7/61 and standardized in ISO 5267/1. The additional filler was not considered for the requested 2 g/l pulp
 20 consistency for the measurement. So the pulp consistency was constant for Tests c and d at 2 g/l.

Test	c)	d)
Type pulp	Eucalyptus	Eucalyptus
Type filler/pigment	None	Omyacarb 1-AV
Amount filler/pigment (g dry, [g suspension])	0 g	28.2 g
Weight ratio filler/pigment : fibre	n/a	1 : 1

Results

Figure 3 shows the development of the °SR as a function of passages through the ball mill. It is apparent that the addition of filler does not positively influence the °SR
5 development in the device over time.

5. Beneficial effect of filler

Example 7 – Ultrafine friction grinder

10

Tests e to g were processed with an ultra-fine friction grinder (Supermasscolloider from Masuko Sangyo Co. Ltd, Japan (Model MKCA 6-2) with mounted silicon carbide stones having a grit class of 46 (grit size 297 - 420 µm). The gap between the stones was adjusted to “-50” µm (dynamic 0-point, as described in the manual
15 delivered by the supplier). The speed of the rotating grinder was set to 2000 rpm for passes 1-5, to 1500 rpm for pass 6 and to 1000 rpm for pass 7. Samples for Shopper-Riegler degree measurements were taken before grinding, after passes 5, 6 and 7. The Shopper-Riegler degree (°SR) was measured according to the Zellcheming Merkblatt V/7/61 and standardized in ISO 5267/1. The additional filler was not
20 considered for the requested 2 g/l pulp consistency for the measurement. So the pulp consistency was constant for all tests e to g at 2 g/l.

Material:

25 Omyacarb 1 AV Omyacarb 1-AV available from Omya AG; Fine calcium carbonate powder, manufactured from a high purity, white marble; The weight median particle size d_{50} is 1.7 µm measured by Sedigraph 5100.

Eucalyptus pulp Dry mat, brightness: 88.77% (ISO 2470-2), equivalent pulp suspension pH between 7 and 8 and °SR between 17 and 20

5 **Test e):**

90 g dry Eucalyptus pulp, 2910 g tap water and 90g Omyacarb 1 AV (1:1 pulp to filler, dry/dry) were mixed using a Pendraulik stirrer at 2000 rpm with a mounted dissolver disk (d = 70 mm) for at least 10 minutes. This mixture was processed with the Supermasscolloider as described above in the according paragraph. Samples were
10 taken and measured as described above in the according paragraph.

Test f) (comparative test):

90 g dry Eucalyptus pulp and 2910 g tap water were mixed using a Pendraulik stirrer at 2000 rpm with a mounted dissolver disk (d = 70 mm) for at least 10 minutes. This
15 mixture was processed with the Supermasscolloider as described above in the according paragraph. Samples were taken and measured as described above in the according paragraph.

Test g) (comparative test):

20 Same as test f) but 90 g Omyacarb 1 AV added after fibrillation.

Results

Figure 4 shows that the addition of filler (test g) to a nanocellulosic suspension that was produced in the absence of filler (test f) leads to increased °SR values, but not to
25 a change of steepness (that means no efficiency increase).

However a nanocellulosic suspension that was produced in the presence of filler (test e) shows a higher increase of °SR compared to the comparative tests (g and f).

6. Use of nano-fibrillar cellulose suspension in paper making

60 g dry of a sulphated paste of wood and fibres composed of 80 % birch and 20 %
5 pine, with a freeness value of 23 °SR, is diluted in 10 dm³ of water. To this dilution
is added approximately 1.5 g dry of the nano-fibrillar cellulose suspension produced
according to Example 1 using Omyacarb 1-AV, as well as a 62 wt-% suspension of a
pre-dispersed natural ground calcium carbonate (marble) having a microcrystalline,
rhombohedral particle shape and a weight median particle size d_{50} of 0.8 µm
10 (measured by Sedigraph 5100). The latter is added in an amount so as to obtain an
overall filler content of 30 +/- 0.5 % based on the final paper weight. After 15
minutes of agitation and following addition of 0.06 % by dry weight, relative to the
dry weight of the paper, of a polyacrylamide retention aid, a sheet with a grammage
of 75 g/m² is formed using Rapid-Köthen type hand sheet former.

15

Claims

1. A process for the production of nano-fibrillar cellulose suspensions, **characterized by** the steps of:
- 5 (a) providing cellulose fibres;
(b) providing at least one filler and/or pigment;
(c) combining the cellulose fibres and the at least one filler and/or pigment;
(d) fibrillating the cellulose fibres in the presence of the at least one filler and/or
pigment.
- 10
2. The process according to claim 1, **characterized in that** the cellulose fibres are such contained in pulps selected from the group comprising eucalyptus pulp, spruce pulp, pine pulp, beech pulp, hemp pulp, cotton pulp, and mixtures thereof.
- 15
3. The process according to any one of claims 1 or 2, **characterized in that** the cellulose fibres are such contained in kraft pulp, especially bleached longfibre kraft pulp.
- 20
4. The process according to any one of the preceding claims, **characterized in that** the cellulose fibres are provided in the form of a suspension, preferably having a solids content of from 0.2 to 35 wt-%, more preferably 0.25 to 10 wt-%, especially 1 to 5 wt-%, and most preferably 2 to 4.5 wt-%, e.g. 1.3 wt-% or 3.5 wt-%.
- 25
5. The process according to any one of the preceding claims, **characterized in that** the filler and/or pigment is selected from the group comprising precipitated calcium carbonate; natural ground calcium carbonate;

dolomite; talc; bentonite; clay; magnesite; satin white; sepiolite, huntite, diatomite; silicates; and mixtures thereof.

6. The process according to claim 5,
5 **characterized in that** the filler and/or pigment is selected from the group of precipitated calcium carbonate, preferably having vateritic, calcitic or aragonitic crystal structure; natural ground calcium carbonate, preferably being selected from marble, limestone and/or chalk; and mixtures thereof.

10 7. The process according to any one of claims 5 or 6,
characterized in that the precipitated calcium carbonate is ultrafine discrete prismatic, scalenohedral or rhombohedral precipitated calcium carbonate.

8. The process according to any one of the preceding claims,
15 **characterized in that** the filler and/or pigment particles have a median particle size of from 0.03 to 15 μm , preferably 0.1 to 10 μm , more preferably 0.2 to 5 μm and most preferably 0.2 to 4 μm , e.g. 1.5 μm or 3.2 μm .

9. The process according to any one of the preceding claims,
20 **characterized in that** the filler and/or pigment is associated with dispersing agents selected from the group comprising homopolymers or copolymers of polycarboxylic acids and/or their salts or derivatives such as esters based on, e.g. acrylic acid, methacrylic acid, maleic acid, fumaric acid, itaconic acid, acryl amide or acrylic esters, or mixtures thereof; alkali polyphosphates, phosphonic-, citric- and tartaric
25 acids and the salts or esters thereof; or mixtures thereof.

10. The process according to any one of the preceding claims,
characterized in that the combination of fibres and of at least one filler and/or
pigment is carried out by adding the filler and/or pigment to the fibres or the fibres to
the filler and/or pigment in one or several steps.

5

11. The process according to any one of the preceding claims,
characterized in that the filler and/or pigment and/or the fibres are added entirely or
in portions before or during the fibrillating step (d), preferably before the fibrillation
step (d).

10

12. The process according to any one of the preceding claims,
characterized in that before fibrillating, the pH of the combination of cellulose
fibres and at least one filler and/or pigment is adjusted to a pH of 10 to 12, e.g. 11.

15

13. The process according to any one of the preceding claims,
characterized in that after fibrillating the pH in the suspension is re-adjusted to
about 7.5 to 9.5, e.g. 8.5.

14. The process according to any one of the preceding claims,
characterized in that the combination is stored for 2 to 12 hours, preferably 3 to 10
hours, more preferably 4 to 8 hours, e.g. 6 hours, prior to fibrillating.

15. The process according to any one of the preceding claims,
characterized in that cellulose solvents such as copper(II)ethylenediamine, iron-
sodium-tartrate or lithium-chlorine/dimethylacetamine are added to the combination
prior to fibrillating.

25

16. The process according to any one of the preceding claims, **characterized in that** the weight ratio of fibres to filler and/or pigment on a dry weight basis is from 1:10 to 10:1, preferably 1:6 to 6:1, even more preferably 1:4 to 4:1, especially 1:3 to 3:1, and most preferably 1:2 to 2:1, e.g. 1:1.

5

17. The process according to any one of the preceding claims, **characterized in that** 70 wt-% of bleached longfibre kraft pulp is fibrillated in the presence 30 wt-% ultrafine discrete prismatic (or rhombohedral) PCC, relating to the total dry weight of pulp and PCC, respectively.

10

18. The process according to any one of the preceding claims, **characterized in that** the combination is fibrillated until the Schopper Riegler degree is increased by ≥ 4 °SR, preferably ≥ 6 °SR, more preferably ≥ 8 °SR, most preferably ≥ 10 °SR, especially ≥ 15 °SR.

15

19. The process according to any one of the preceding claims, **characterized in that** the combination of fibres and filler and/or pigment are fibrillated until a final Schopper-Riegler degree of ≥ 30 °SR, preferably ≥ 45 °SR, more preferably ≥ 50 °SR, particularly ≥ 60 °SR, e.g. ≥ 70 °SR, especially ≥ 80 °SR is reached.

20

20. The process according to any one of the preceding claims, **characterized in that** the increase of the °SR/passage in the fibrillating device is higher in the presence of pigment and/or filler than the °SR/passage, than if the cellulose fibres are fibrillated in the absence of pigment and/or filler.

25

21. The process according to any one of the preceding claims, **characterized in that** the fibrillating is carried out by a device selected from the group comprising, ultra-fine friction grinders, refiners, and homogenizers, wherein

the temperature of the suspension in the homogenizer, as well as in the ultra-fine friction grinder is preferably above 60°C, more preferably above 80°C and even more preferably above 90°C.

5 22. A nano-fibrillar cellulose suspension obtained by the process according to any one of claims 1 to 21.

 23. The use of the nano-fibrillar cellulose suspension according to claim 22 in paper manufacturing and/or paper finishing.

10

 24. The use of the nano-fibrillar cellulose suspension according to claim 22 in applications such as in material composites, plastics, paints, rubber, concrete, ceramics, adhesives, food, or in wound-healing applications.

15

Fig. 1

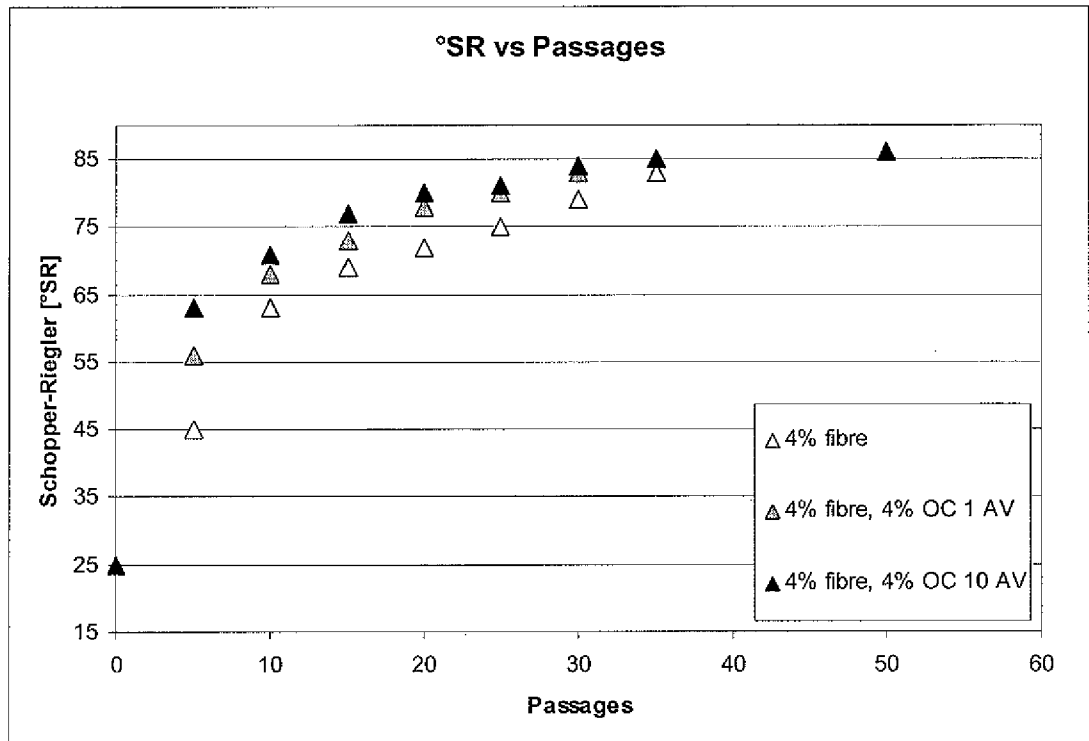


Fig. 2

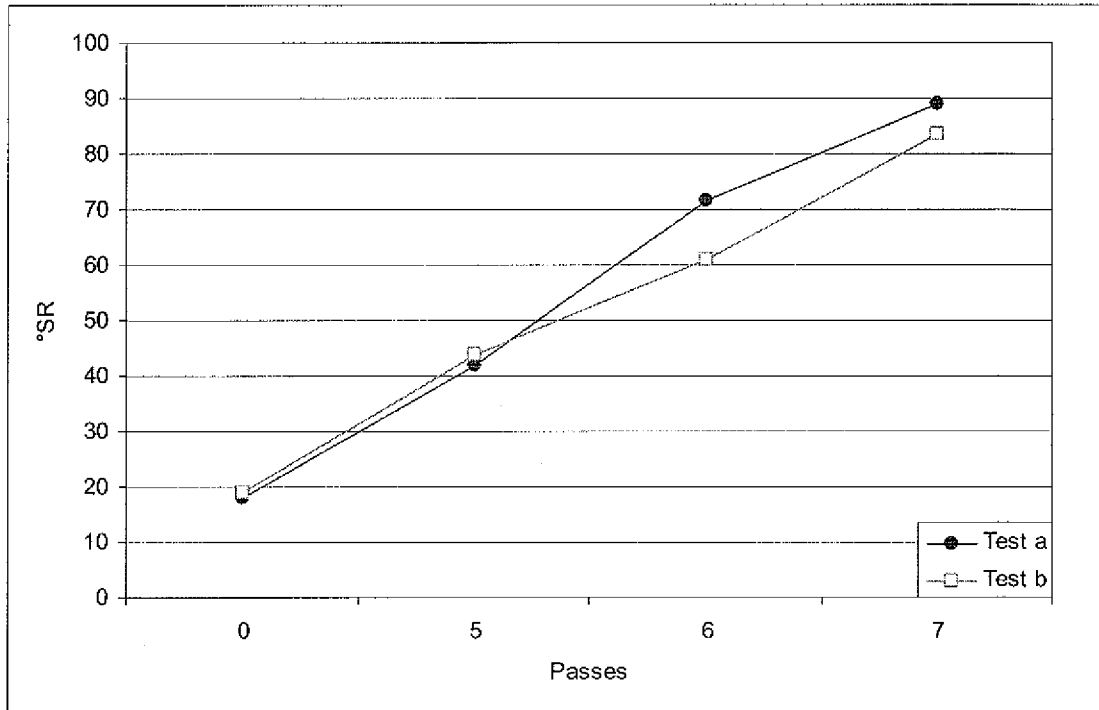


Fig. 3

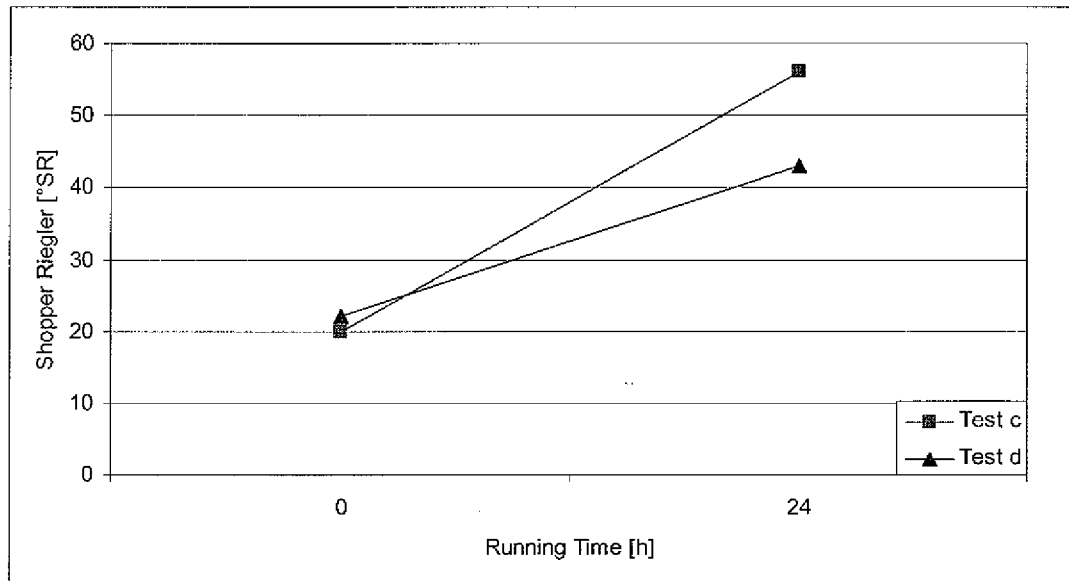
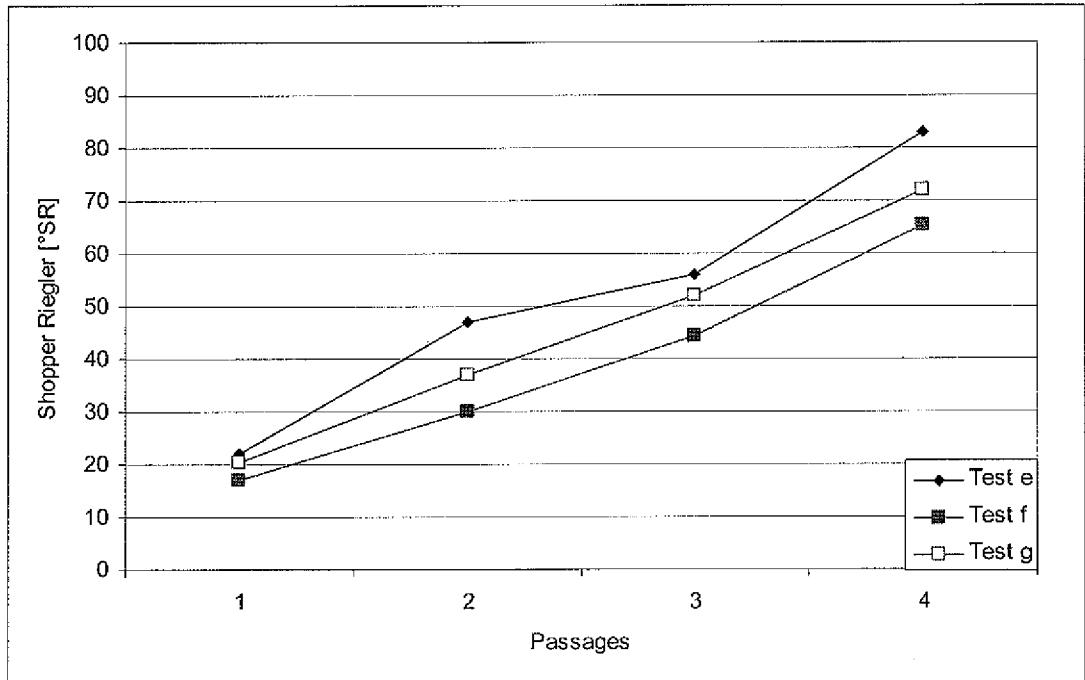


Fig. 4



INTERNATIONAL SEARCH REPORT

International application No
PCT/EP2010/054231

A. CLASSIFICATION OF SUBJECT MATTER		
INV. D21B1/16	D21C9/00	D21D1/00
ADD.		D21H11/00
		D21H11/18
According to International Patent Classification (IPC) or to both national classification and IPC		
B. FIELDS SEARCHED		
Minimum documentation searched (classification system followed by classification symbols)		
D21D D21C D21H		
Documentation searched other than minimum documentation to the extent that such documents are included in the fields searched		
Electronic data base consulted during the international search (name of data base and, where practical, search terms used)		
EPO-Internal, WPI Data		
C. DOCUMENTS CONSIDERED TO BE RELEVANT		
Category*	Citation of document, with indication, where appropriate, of the relevant passages	Relevant to claim No.
X	CA 2 437 616 A1 (SAIN MOHINI M [CA]; BHATNAGAR ARPANA [CA]) 4 February 2005 (2005-02-04)	22
Y	abstract page 8, line 18 - line 23 page 11, line 18 - line 24 claim 5 claims 1,3	1-24
	----- -/--	
<input checked="" type="checkbox"/> Further documents are listed in the continuation of Box C. <input checked="" type="checkbox"/> See patent family annex.		
* Special categories of cited documents :		
"A" document defining the general state of the art which is not considered to be of particular relevance	"T" later document published after the international filing date or priority date and not in conflict with the application but cited to understand the principle or theory underlying the invention	
"E" earlier document but published on or after the international filing date	"X" document of particular relevance; the claimed invention cannot be considered novel or cannot be considered to involve an inventive step when the document is taken alone	
"L" document which may throw doubts on priority claim(s) or which is cited to establish the publication date of another citation or other special reason (as specified)	"Y" document of particular relevance; the claimed invention cannot be considered to involve an inventive step when the document is combined with one or more other such documents, such combination being obvious to a person skilled in the art.	
"O" document referring to an oral disclosure, use, exhibition or other means	"&" document member of the same patent family	
"P" document published prior to the international filing date but later than the priority date claimed		
Date of the actual completion of the international search	Date of mailing of the international search report	
26 May 2010	07/06/2010	
Name and mailing address of the ISA/ European Patent Office, P.B. 5818 Patentlaan 2 NL - 2280 HV Rijswijk Tel. (+31-70) 340-2040. Fax: (+31-70) 340-3016	Authorized officer Ponsaud, Philippe	

INTERNATIONAL SEARCH REPORT

International application No
PCT/EP2010/054231

C(Continuation). DOCUMENTS CONSIDERED TO BE RELEVANT		
Category*	Citation of document, with indication, where appropriate, of the relevant passages	Relevant to claim No.
Y	<p>WO 02/090651 A (ALPHA CALCIT [DE]; MUENCHOW DIETER [DE]) 14 November 2002 (2002-11-14) cited in the application claim 1 page 3, line 8 - line 15 page 5, line 7 - line 30 page 5, line 28 - line 30 page 6, line 3 - line 8 page 7, line 6 - line 12 page 7, line 27 - line 28 page 9, line 5 - line 10 page 9, line 14 - line 17</p>	1-24
Y	<p>US 4 481 077 A (HERRICK FRANKLIN W [US]) 6 November 1984 (1984-11-06) column 1, line 23 - line 34 column 1, line 48 - line 50 column 1, line 59 - line 62 column 2, line 4 - line 13 column 2, line 40 - line 49 column 4, line 6 - line 9 column 3, line 18 - line 22 column 3, line 37 - line 47 claims 1-7 abstract</p>	9, 11, 15, 21
Y	<p>US 6 183 596 B1 (MATSUDA YUJI [JP] ET AL) 6 February 2001 (2001-02-06) cited in the application column 4, line 43 - line 47 column 4, line 63 - column 5, line 12 column 5, line 48 - line 67 column 10, line 8 - line 35 column 9, line 52 - column 10, line 7</p>	2, 22, 23
Y	<p>EP 0 852 588 A (RHONE POULENC CHIMIE [FR]) 15 July 1998 (1998-07-15) paragraph [0029]</p>	24
Y	<p>EP 1 538 257 A (JAPAN ABSORBENT TECH INST [JP]) 8 June 2005 (2005-06-08) claim 6 page 2, line 50 - line 53</p>	21
A	<p>EP 0 726 356 A (GENERALE SUCRIERE SA [FR] SAINT LOUIS SUCRE S A [FR]) 14 August 1996 (1996-08-14) claim 7 the whole document</p>	1-24

INTERNATIONAL SEARCH REPORT

Information on patent family members

International application No

PCT/EP2010/054231

Patent document cited in search report	Publication date	Patent family member(s)	Publication date
CA 2437616	A1	04-02-2005	NONE
WO 02090651	A	14-11-2002	AT 266768 T 15-05-2004 AU 2002235867 B2 14-12-2006 BG 108226 A 30-04-2005 BR 0209390 A 06-07-2004 CA 2443065 A1 14-11-2002 CN 1524145 A 25-08-2004 CZ 20033036 A3 15-09-2004 DE 10122331 A1 18-07-2002 DK 1313917 T3 20-09-2004 EP 1313917 A1 28-05-2003 ES 2201949 T1 01-04-2004 HU 0400018 A2 28-04-2004 JP 2004534911 T 18-11-2004 MX PA03009321 A 16-03-2004 NO 20034968 A 07-11-2003 PL 366987 A1 07-02-2005 PT 1313917 E 30-09-2004 SK 13562003 A3 03-11-2004 TR 200401126 T4 21-06-2004 UA 74639 C2 15-01-2004 US 2004168783 A1 02-09-2004 ZA 200307798 A 30-07-2004
US 4481077	A	06-11-1984	NONE
US 6183596	B1	06-02-2001	US 6214163 B1 10-04-2001
EP 0852588	A	15-07-1998	AT 230762 T 15-01-2003 AU 7135896 A 28-04-1997 BR 9610815 A 13-07-1999 CA 2238390 A1 10-04-1997 CN 1200128 A 25-11-1998 CZ 9800948 A3 15-07-1998 DE 69625695 D1 13-02-2003 FR 2739383 A1 04-04-1997 WO 9712917 A1 10-04-1997 HU 9900752 A2 28-07-1999 JP 11513425 T 16-11-1999 PL 328269 A1 18-01-1999 SK 41298 A3 11-01-1999 TR 9800564 T1 22-06-1998 US 6117545 A 12-09-2000
EP 1538257	A	08-05-2005	AU 2003281587 A1 09-02-2004
EP 1538257	A		BR 0305572 A 28-09-2004 CN 1665984 A 07-09-2005 WO 2004009902 A1 29-01-2004 JP 4305766 B2 29-07-2009 MX PA04012799 A 31-03-2005 US 2005194477 A1 08-09-2005
EP 0726356	A	14-08-1996	AT 215638 T 15-04-2002 BR 9607594 A 07-07-1998 CA 2209790 A1 15-08-1996 CN 1173904 A 18-02-1998

INTERNATIONAL SEARCH REPORT

Information on patent family members

International application No

PCT/EP2010/054231

Patent document cited in search report	Publication date	Patent family member(s)	Publication date
		DE 69620280 D1	08-05-2002
		DE 69620280 T2	07-11-2002
		ES 2175046 T3	16-11-2002
		FR 2730252 A1	09-08-1996
		WO 9624720 A1	15-08-1996
		JP 3042892 B2	22-05-2000
		JP 11501684 T	09-02-1999
		US 5964983 A	12-10-1999
