Nov. 15, 1927. 1,649,135

D. SHASTEEN

FIGURE TOY

Original Filed Jan. 12, 1925

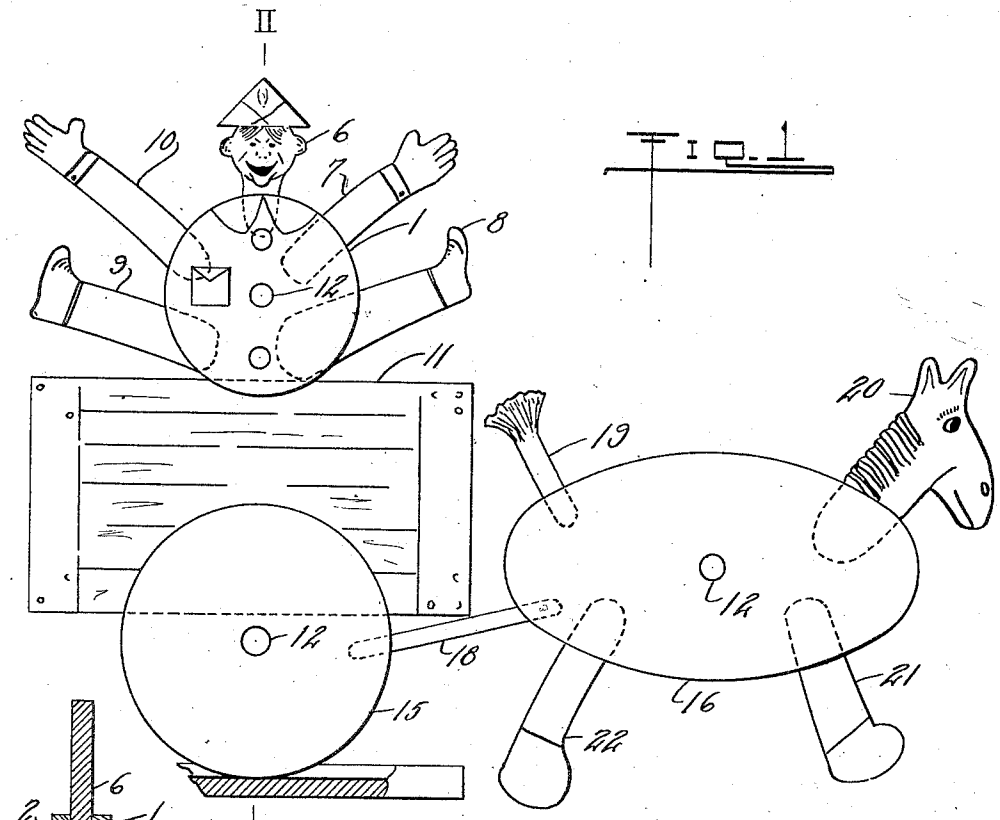

FIG. 1

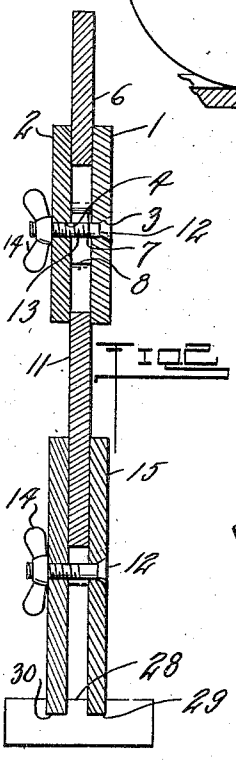

FIG. 2

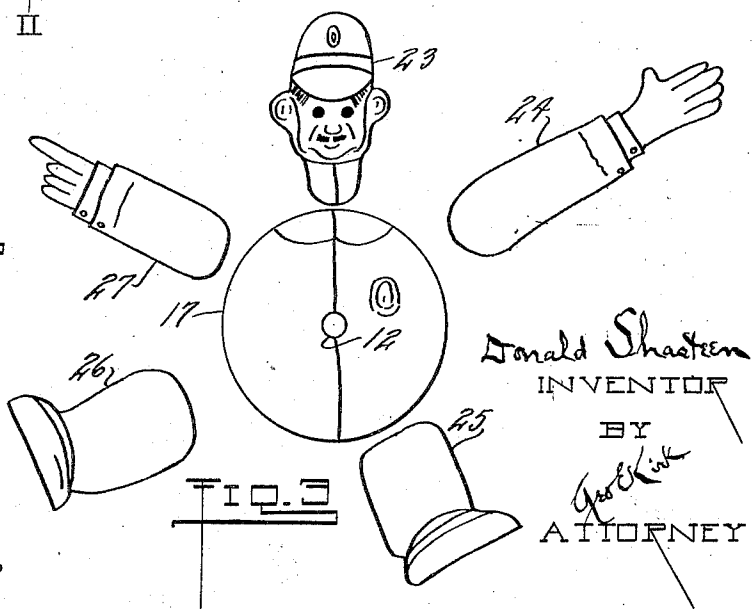

FIG. 3

Donald Shasteen
INVENTOR
BY
Geo. E. Kirk
ATTORNEY

Patented Nov. 15, 1927. 1,649,135

UNITED STATES PATENT OFFICE.

DONALD SHASTEEN, OF TOLEDO, OHIO.

FIGURE TOY.

Application filed January 12, 1925, Serial No. 1,836. Renewed October 7, 1927.

This invention relates to clamp devices and members to be assembled thereby for more or less close simulation or the production of grotesque effects.

This invention has utility when adapted for toys or caricatures.

Referring to the drawings:

Fig. 1 is a grouping, with parts broken away, of an embodiment of the invention in a toy;

Fig. 2 is a section on the line II—II, Fig. 1; and

Fig. 3 is a distributed front elevation view of the toy.

Elements 1, 2, are similar and have central openings 3, 4, therethrough. These elements 1, 2, are normally spaced apart to provide a peripheral annular way or groove into which members 6, 7, 8, 9, 10, 11, may be variously thrust at a wide range of angles and depth extent as permitted by the endless groove. In such assembly bolt 12 may be inserted in central opening 3 of the element 1 and have its threaded portion 13 protrude through the opening 4 in the element 2, there to be engaged by wing nut 14 to act as a clamp in shifting the elements 1, 2, toward each other in effecting frictional gripping or holding of the members or spacers 6, 7, 8, 9, 10, 11, of a number in any elected or desired grouping taken.

With the opposing similar elements 1, 2, as a base, or body, the members may be given a wide variety of positions. With different characters, or colors, or elements, as 15, 16, 17, and additional varieties of members, as 18, 19, 20, 21, 22, 23, 24, 25, 26, 27, these may be assembled in simulation or promiscuously for multiplying the interest and variety of caricature or toy effect for the child or as a caricature display.

The set up may be by the pair of elements directly resting upon a surface; by the members supporting on a surface; or for greater stability the elements may grip a support 28 or the members inserted in the grooves 29, 30, of such support instead of the elements entering thereinto.

The degree of entrance of the members between the elements as assembled by the clamp as well as the direction of protruding for these members as partially extending between the elements contributes to the variety as well as the matter of selection of such. It is, accordingly, possible from a limited number of element pairs and members to build a wide variety of subject matter for child interest as well as amusement.

What is claimed and it is desired to secure by Letters Patent is:

A pair of similar plane parallel side centrally perforate elements configured to simulate a part of an object, a plurality of plane parallel side members configured as adjuncts to said elements for supplemental object simulation and partially extending between the elements as a spacer for the elements, and an adjustable clamp assembled through said perforations of the elements for bringing the elements into lateral registry and coacting between the elements for causing the elements frictionally to grip the members in caricature effect assembly independently of direct engagement of the members by the clamp, whereby different ranges of interfitting and direction may be elected in assembling the members with the elements.

In witness whereof I affix my signature.

DONALD SHASTEEN.