

(19) World Intellectual Property Organization  
International Bureau



(43) International Publication Date  
26 June 2003 (26.06.2003)

PCT

(10) International Publication Number  
WO 03/051289 A2

(51) International Patent Classification<sup>7</sup>: A61K

(21) International Application Number: PCT/US02/36475

(22) International Filing Date:  
14 November 2002 (14.11.2002)

(25) Filing Language: English

(26) Publication Language: English

(30) Priority Data:  
60/332,692 14 November 2001 (14.11.2001) US

(71) Applicant (for all designated States except US): RUTGERS, THE STATE UNIVERSITY [US/US]; Old Queens Building, Somerset and George Street, New Brunswick, NJ 08903 (US).

(71) Applicants and

(72) Inventors: LAVOIE, Edmond, J. [US/US]; 3 Guilford Court, Princeton Junction, NJ 08550 (US). RUCHELMAN, Alexander, L. [US/US]; 101 Everett Street, Robbinsville, NJ 08691 (US).

(74) Agents: STEFFEY, Charles, E. et al.; P.O. Box 2938, Minneapolis, MN 55402 (US).

(81) Designated States (national): AE, AG, AL, AM, AT, AU, AZ, BA, BB, BG, BR, BY, BZ, CA, CH, CN, CO, CR, CU, CZ, DE, DK, DM, DZ, EC, EE, ES, FI, GB, GD, GE, GH, GM, HR, HU, ID, IL, IN, IS, JP, KE, KG, KP, KR, KZ, LC, LK, LR, LS, LT, LU, LV, MA, MD, MG, MK, MN, MW, MX, MZ, NO, NZ, OM, PH, PL, PT, RO, RU, SC, SD, SE, SG, SI, SK, SL, TJ, TM, TN, TR, TT, TZ, UA, UG, US, UZ, VC, VN, YU, ZA, ZM, ZW.

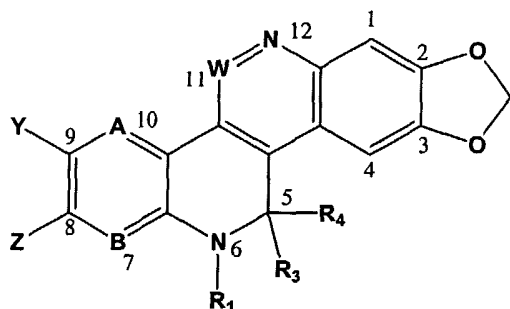
(84) Designated States (regional): ARIPO patent (GH, GM, KE, LS, MW, MZ, SD, SL, SZ, TZ, UG, ZM, ZW), Eurasian patent (AM, AZ, BY, KG, KZ, MD, RU, TJ, TM), European patent (AT, BE, BG, CH, CY, CZ, DE, DK, EE, ES, FI, FR, GB, GR, IE, IT, LU, MC, NL, PT, SE, SK, TR), OAPI patent (BF, BJ, CF, CG, CI, CM, GA, GN, GQ, GW, ML, MR, NE, SN, TD, TG).

**Published:**

— without international search report and to be republished upon receipt of that report

For two-letter codes and other abbreviations, refer to the "Guidance Notes on Codes and Abbreviations" appearing at the beginning of each regular issue of the PCT Gazette.

(54) Title: SOLUBILIZED TOPOISOMERASE POISON AGENTS



(I)

(57) Abstract: The invention provides compounds of formula (I): wherein A, B, W, Y, Z, and R<sub>1</sub> have any of the meanings defined in the specification and their pharmaceutically acceptable salts. The invention also provides pharmaceutical compositions comprising a compound of formula I, processes for preparing compounds of formula I, intermediates useful for preparing compounds of formula I, and therapeutic methods for treating cancer using compounds of formula I.

WO 03/051289 A2

## SOLUBILIZED TOPOISOMERASE POISON AGENTS

### Background of the Invention

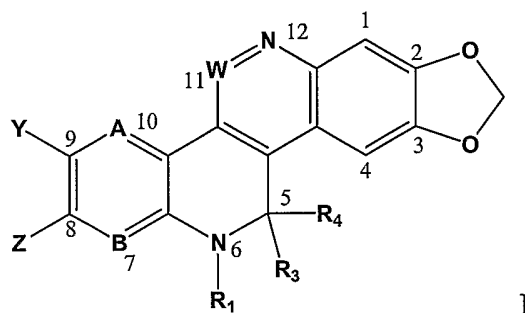
5 DNA-topoisomerases are enzymes which are present in the nuclei of cells where they catalyze the breaking and rejoining of DNA strands, which control the topological state of DNA. Recent studies also suggest that topoisomerases are also involved in regulating template supercoiling during RNA transcription. There are two major classes of mammalian topoisomerases. 10 DNA-topoisomerase-I catalyzes changes in the topological state of duplex DNA by performing transient single-strand breakage-union cycles. In contrast, mammalian topoisomerase II alters the topology of DNA by causing a transient enzyme bridged double-strand break, followed by strand passing and resealing. Mammalian topoisomerase II has been further classified as Type II  $\alpha$  and Type II 15  $\beta$ . The antitumor activity associated with agents which are topoisomerase poisons is associated with their ability to stabilize the enzyme-DNA cleavable complex. This drug-induced stabilization of the enzyme-DNA cleavable complex effectively converts the enzyme into a cellular poison.

Several antitumor agents in clinical use have potent activity as 20 mammalian topoisomerase II poisons. These include adriamycin, actinomycin D, daunomycin, VP-16, and VM-26 (teniposide or epipodophyllotoxin). In contrast to the number of clinical and experimental drugs which act as topoisomerase II poisons, there are currently only a limited number of agents which have been identified as topoisomerase I poisons. Camptothecin and its 25 structurally-related analogs are among the most extensively studied topoisomerase I poisons. Recently, bi- and terbenzimidazoles (Chen et al., *Cancer Res.* **1993**, *53*, 1332-1335; Sun et al., *J. Med. Chem.* **1995**, *38*, 3638-3644; Kim et al., *J. Med. Chem.* **1996**, *39*, 992-998), certain benzo[c]phenanthridine and protoberberine alkaloids and their synthetic analogs 30 (Makhey et al., *Med. Chem. Res.* **1995**, *5*, 1-12; Janin et al., *J. Med. Chem.* **1975**, *18*, 708-713; Makhey et al., *Bioorg. & Med. Chem.* **1996**, *4*, 781-791), as well as the fungal metabolites, bulgarein (Fujii et al., *J. Biol. Chem.* **1993**, *268*, 13160-13165) and saintopin (Yamashita et al., *Biochemistry* **1991**, *30*, 5838-5845) and indolocarbazoles (Yamashita et al., *Biochemistry* **1992**, *31*, 12069-12075) have

been identified as topoisomerase I poisons. Other topoisomerase poisons have been identified including certain benzo[i]phenanthridine and cinnoline compounds (see LaVoie et al., U.S. Patent No. 6,140,328 (735.037WO1), and WO 01/32631(735.044WO1)). While these compounds are useful they are  
 5 somewhat limited due to low solubility.

### Summary of the Invention

Applicant has discovered compounds with improved solubility properties which also have inhibitory activity against topoisomerase I and/or  
 10 topoisomerase II. Accordingly, the invention provides a compound of the invention which is a compound of formula I:



I

15 wherein:

A and B are independently N or CH;

W is N or CH;

R<sub>3</sub> and R<sub>4</sub> are each independently H, (C<sub>1</sub>-C<sub>6</sub>)alkyl, or substituted (C<sub>1</sub>-C<sub>6</sub>)alkyl, or R<sub>3</sub> and R<sub>4</sub> together are =O, =S, =NH or =N-R<sub>2</sub>;

20 Y and Z are independently hydroxy, (C<sub>1</sub>-C<sub>6</sub>)alkoxy, substituted (C<sub>1</sub>-C<sub>6</sub>)alkoxy, (C<sub>1</sub>-C<sub>6</sub>)alkanoyloxy, substituted (C<sub>1</sub>-C<sub>6</sub>) alkanoyloxy, -O-P(=O)(OH)<sub>2</sub>, or -O-C(=O)NR<sub>c</sub>R<sub>d</sub>; or Y and Z together with the ring carbon atoms to which they are attached form an alkylendioxy ring with from 5 to 7 ring atoms;

R<sub>1</sub> is a -(C<sub>1</sub>-C<sub>6</sub>)alkyl substituted with one or more (e.g. 1, 2, 3, or 4) solubilizing groups R<sub>z</sub>;

25 R<sub>2</sub> is (C<sub>1</sub>-C<sub>6</sub>)alkyl or substituted (C<sub>1</sub>-C<sub>6</sub>)alkyl; and

R<sub>c</sub> and R<sub>d</sub> are each independently (C<sub>1</sub>-C<sub>6</sub>) alkyl or substituted (C<sub>1</sub>-C<sub>6</sub>) alkyl; or R<sub>c</sub> and R<sub>d</sub> together with the nitrogen to which they are attached form a N'-{(C<sub>1</sub>-C<sub>6</sub>)alkyl}piperazino, pyrrolidino, or piperidino ring, which ring can optionally be substituted with one or more aryl, heteroaryl, or heterocycle;

5 or a pharmaceutically acceptable salt thereof.

The invention also provides a pharmaceutical composition comprising an effective amount of a compound of the invention in combination with a pharmaceutically acceptable diluent or carrier.

The invention also provides a method for modulating topoisomerase activity in a mammal in need of such treatment comprising administering to the mammal, an amount of a compound of the invention effective to provide a topoisomerase modulating effect.

10 The invention also provides a method of inhibiting cancer cell growth, comprising administering to a mammal afflicted with cancer, an amount of a compound of the invention, effective to inhibit the growth of said cancer cells.

The invention also provides a method comprising inhibiting cancer cell growth by contacting said cancer cell *in vitro* or *in vivo* with an amount of a compound of the invention, effective to inhibit the growth of said cancer cell.

15 The invention also provides a compound of the invention for use in medical therapy, preferably for use in treating cancer, for example, solid tumors, as well as the use of a compound of the invention for the manufacture of a medicament useful for the treatment of cancer, for example, solid tumors.

20 The invention also provides processes and novel intermediates disclosed herein which are useful for preparing compounds of the invention. Some of the compounds of formula I are useful to prepare other compounds of formula I.

### 25 **Detailed Description**

The following definitions are used, unless otherwise described.

“(C<sub>1</sub>-C<sub>6</sub>)alkyl” denotes both straight and branched carbon chains with one or more, for example, 1, 2, 3, 4, 5, or 6, carbon atoms, but reference to

an individual radical such as "propyl" embraces only the straight chain radical, a branched chain isomer such as "isopropyl" being specifically referred to.

"Substituted (C<sub>1</sub>-C<sub>6</sub>)alkyl" is an alkyl group of the formula (C<sub>1</sub>-C<sub>6</sub>)alkyl as defined above wherein one or more (e.g. 1 or 2) carbon atoms in the alkyl chain have been replaced with a heteroatom independently selected from -O-, -S- and NR- (where R is hydrogen or (C<sub>1</sub>-C<sub>6</sub>)alkyl) and/or wherein the alkyl group is substituted with from 1 to 5 substituents independently selected from cycloalkyl, substituted cycloalkyl, (C<sub>1</sub>-C<sub>6</sub>)alkoxycarbonyl (e.g. -CO<sub>2</sub>Me), cyano, halo, hydroxy, oxo (=O), carboxy (COOH), aryloxy, heteroaryloxy, heterocyclooxy, nitro, and -NR<sup>a</sup>R<sup>b</sup>, wherein R<sup>a</sup> and R<sup>b</sup> may be the same or different and are chosen from hydrogen, alkyl, arylalkyl, heteroarylalkyl, heterocycloalkyl, cycloalkyl, substituted cycloalkyl, aryl, heteroaryl and heterocyclic. Substituted (C<sub>1</sub>-C<sub>6</sub>)alkyl groups are exemplified by, for example, groups such as hydroxymethyl, hydroxyethyl, hydroxypropyl, 2-aminoethyl, 3-aminopropyl, 2-methylaminoethyl, 3-dimethylaminopropyl, 2-carboxyethyl, hydroxylated alkyl amines, such as 2-hydroxyaminoethyl, and like groups. Preferred substituted (C<sub>1</sub>-C<sub>6</sub>)alkyl groups are (C<sub>1</sub>-C<sub>6</sub>)alkyl groups substituted with one or more substituents of the formula-NR<sub>a</sub>R<sub>b</sub>, where R<sub>a</sub> and R<sub>b</sub> together with the nitrogen to which they are attached form of nitrogen containing heterocyclic ring. Specific examples of such heterocyclic rings include piperazino, pyrrolidino, piperidino, morpholino, or thiomorpholino. Other preferred substituted (C<sub>1</sub>-C<sub>6</sub>)alkyl groups are (C<sub>1</sub>-C<sub>6</sub>)alkyl groups substituted with one or more carbon-linked oxygen containing heterocyclic rings. Specific examples of such oxygenated heterocyclic rings are, for example, tetrahydrofuranyl, tetrahydropyranyl, 1,4-dioxanyl, and like groups.

"(C<sub>1</sub>-C<sub>6</sub>)alkoxy" refers to groups of the formula (C<sub>1</sub>-C<sub>6</sub>)alkyl-O-, where (C<sub>1</sub>-C<sub>6</sub>)alkyl is as defined herein. Preferred alkoxy groups include, by way of example, methoxy, ethoxy, propoxy, iso-propoxy, n-butoxy, tert-butoxy, sec-butoxy, n-pentoxy, n-hexoxy, 1,2-dimethylbutoxy, and like groups.

"Substituted (C<sub>1</sub>-C<sub>6</sub>)alkoxy" refers to a substituted (C<sub>1</sub>-C<sub>6</sub>)alkyl-O-group wherein substituted (C<sub>1</sub>-C<sub>6</sub>)alkyl is as defined above. Substituted (C<sub>1</sub>-C<sub>6</sub>)alkoxy is exemplified by groups such as O-CH<sub>2</sub>CH<sub>2</sub>-NR<sub>a</sub>R<sub>b</sub>, O-CH<sub>2</sub>CH<sub>2</sub>-CHR<sub>a</sub>R<sub>b</sub>, or O-CH<sub>2</sub>-CHOH-CH<sub>2</sub>-OH, and like groups. Preferred substituted (C<sub>1</sub>-

C<sub>6</sub>)alkoxy groups are (C<sub>1</sub>-C<sub>6</sub>)alkyl substituted with one or more substituents of the formula-NR<sub>a</sub>R<sub>b</sub> where R<sub>a</sub> and R<sub>b</sub> together with the nitrogen to which they are attached form a heterocyclic ring. Specific examples of such heterocyclic rings include piperazino, pyrrolidino, piperidino, morpholino, or thiomorpholino.

5 Other preferred substituted (C<sub>1</sub>-C<sub>6</sub>)alkoxy groups are (C<sub>1</sub>-C<sub>6</sub>)alkoxy groups substituted with one or more carbon-linked oxygen containing heterocyclic rings. Specific examples of preferred oxygenated heterocyclic ring substituents are, for example, tetrahydrofuranyl, tetrahydropyranyl, 1,4-dioxanyl, and like groups.

10 “(C<sub>1</sub>-C<sub>6</sub>)alkanoyloxy” includes, by way of example, formyloxy, acetoxo, propanoyloxy, iso-propanoyloxy, n-butanoyloxy, *tert*-butanoyloxy, *sec*-butanoyloxy, n-pentanoyloxy, n-hexanoyloxy, 1,2-dimethylbutanoyloxy, and like groups.

“Substituted (C<sub>1</sub>-C<sub>6</sub>)alkanoyloxy” refers to a (C<sub>1</sub>-C<sub>6</sub>)alkanoyloxy  
15 group wherein one or more (e.g. 1 or 2) carbon atoms in the alkyl chain have been replaced with a heteroatom independently selected from -O-, -S- and NR- (where R is hydrogen or (C<sub>1</sub>-C<sub>6</sub>)alkyl) and/or wherein the alkyl group is substituted with from 1 to 5 substituents independently selected from cycloalkyl, substituted cycloalkyl, (C<sub>1</sub>-C<sub>6</sub>)alkoxycarbonyl (e.g. -CO<sub>2</sub>Me), cyano, halo,  
20 hydroxy, oxo (=O), carboxy (COOH), aryloxy, heteroaryloxy, heterocycloxy, nitro, and -NR<sup>a</sup>R<sup>b</sup>, wherein R<sup>a</sup> and R<sup>b</sup> may be the same or different and are chosen from hydrogen, alkyl, arylalkyl, heteroarylalkyl, heterocycloalkyl, cycloalkyl, substituted cycloalkyl, aryl, heteroaryl and heterocyclic. Substituted (C<sub>1</sub>-C<sub>6</sub>)alkanoyloxy is exemplified by groups such as -O-C(=O)CH<sub>2</sub>-NR<sub>a</sub>R<sub>b</sub>, and  
25 O-C(=O)-CHOH-CH<sub>2</sub>-OH. Preferred substituted (C<sub>1</sub>-C<sub>6</sub>)alkanoyloxy groups are groups wherein the alkyl group is substituted with one or more nitrogen and oxygen containing heterocyclic rings such as piperazino, pyrrolidino, piperidino, morpholino, thiomorpholino, tetrahydrofuranyl, tetrahydropyranyl, 1,4-dioxanyl, and like groups.

30 Aryl denotes a phenyl radical or an ortho-fused bicyclic carbocyclic radical having about nine to ten ring atoms in which at least one ring is aromatic. Examples of aryl include phenyl, indenyl, and naphthyl.

Heteroaryl encompasses a radical attached via a ring carbon of a monocyclic aromatic ring containing five or six ring atoms consisting of carbon and one to four heteroatoms each selected from the group consisting of non-peroxide oxygen, sulfur, and N(X) wherein X is absent or is H, O, (C<sub>1</sub>-C<sub>4</sub>)alkyl, phenyl or benzyl, as well as a radical of an ortho-fused bicyclic heterocycle of about eight to ten ring atoms derived therefrom, particularly a benz-derivative or one derived by fusing a propylene, trimethylene, or tetramethylene diradical thereto. Examples of heteroaryl include furyl, imidazolyl, triazolyl, triazinyl, oxazolyl, isoxazolyl, thiazolyl, isothiazoyl, pyrazolyl, pyrrolyl, pyrazinyl, tetrazolyl, pyridyl, (or its N-oxide), thienyl, pyrimidinyl (or its N-oxide), indolyl, isoquinolyl (or its N-oxide) and quinolyl (or its N-oxide).

The term "heterocycle" refers to a monovalent saturated or partially unsaturated cyclic non-aromatic group which contains at least one heteroatom, preferably 1 to 4 heteroatoms, selected from nitrogen (NR<sub>x</sub>, wherein R<sub>x</sub> is hydrogen, alkyl, or a direct bond at the point of attachment of the heterocycle group), sulfur, phosphorus, and oxygen within at least one cyclic ring and which may be monocyclic or multi-cyclic. Such heterocycle groups preferably contain from 3 to 10 atoms. The point of attachment of the heterocycle group may be a carbon or nitrogen atom. This term also includes heterocycle groups fused to an aryl or heteroaryl group, provided the point of attachment is on a non-aromatic heteroatom-containing ring. Representative heterocycle groups include, by way of example, pyrrolidinyl, piperidinyl, piperazinyl, imidazolidinyl, morpholinyl, indolin-3-yl, 2-imidazolinyl, 1,2,3,4-tetrahydroisoquinolin-2-yl, quinuclidinyl and the like.

"Aryloxy" refers to a group of the formula aryl-O-, where aryl is as defined herein. Examples of aryloxy groups include, phenoxy and 1-naphthyloxy.

"Heteroaryloxy" refers to a group of the formula heteroaryl-O-, where heteroaryl is as defined herein. Examples of heteroaryloxy groups include, 3-piperidyloxy, 3-furyloxy, and 4-imidazoxyloxy.

"Heterocycloxy" refers to a group of the formula heterocycle-O-, where heterocycle is as defined herein. Examples of heterocycloxy groups include, 4-morpholinoxy and 3-tetrahydrofuranyloxy.

"Arylalkyl" refers to a group of the formula aryl-(C<sub>1</sub>-C<sub>6</sub>)alkyl-, where aryl and (C<sub>1</sub>-C<sub>6</sub>)alkyl are as defined herein.

"Heteroarylalkyl" refers to a group of the formula heteroaryl-(C<sub>1</sub>-C<sub>6</sub>)alkyl -, where heteroaryl and (C<sub>1</sub>-C<sub>6</sub>)alkyl are as defined herein.

5 "Heterocycloalkyl" refers to a group of the formula heterocycle-(C<sub>1</sub>-C<sub>6</sub>)alkyl -, where heterocycle and (C<sub>1</sub>-C<sub>6</sub>)alkyl are as defined herein.

"Solubilizing group(s) R<sub>z</sub>" refers to a substituent that increases the water solubility of the compound of formula I compared to the corresponding compound lacking the R<sub>z</sub> substituents. Examples of solubilizing groups include substituents independently selected from substituted (C<sub>1</sub>-C<sub>6</sub>)alkyl, (C<sub>1</sub>-C<sub>6</sub>)alkoxycarbonyl (e.g. -CO<sub>2</sub>Me), cyano, halo, hydroxy, oxo (=O), carboxy (COOH), aryloxy, heteroaryloxy, heterocyclooxy, nitro, and -NR<sub>a</sub>R<sub>b</sub>, wherein R<sub>a</sub> and R<sub>b</sub> may be the same or different and are chosen from hydrogen, alkyl, arylalkyl, heteroarylalkyl, heterocycloalkyl, cycloalkyl, substituted cycloalkyl, aryl, heteroaryl and heterocyclic.

Preferred R<sub>1</sub> groups are exemplified by, for example, groups such as hydroxymethyl, hydroxyethyl, hydroxypropyl, 2-aminoethyl, 3-aminopropyl, 2-methylaminoethyl, 3-dimethylaminopropyl, 2-carboxyethyl, hydroxylated alkyl amines, such as 2-hydroxyaminoethyl, and like groups. Other preferred R<sub>1</sub> groups are (C<sub>1</sub>-C<sub>6</sub>)alkyl groups substituted with one or more substituents of the formula -NR<sub>a</sub>R<sub>b</sub> where R<sub>a</sub> and R<sub>b</sub> together with the nitrogen to which they are attached form a nitrogen containing heterocyclic ring, or (C<sub>1</sub>-C<sub>6</sub>)alkyl groups substituted with one or more oxygen containing heterocyclic rings. Specific examples of such heterocyclic rings include piperazino, pyrrolidino, piperidino, morpholino, or thiomorpholino. Still other preferred R<sub>1</sub> groups are (C<sub>1</sub>-C<sub>6</sub>)alkyl groups substituted with one or more carbon-linked oxygen containing heterocyclic rings. Specific examples of such oxygenated heterocyclic rings are, for example, tetrahydrofuranyl, tetrahydropyranyl, 1,4-dioxanyl, and like groups.

Specific and preferred values listed below for radicals, substituents, and ranges, are for illustration only; they do not exclude other defined values or other values within defined ranges for the radicals and substituents.

Specifically, (C<sub>1</sub>-C<sub>6</sub>)alkyl can be methyl, ethyl, propyl, isopropyl, butyl, iso-butyl, sec-butyl, pentyl, 3-pentyl, or hexyl.

Specifically, (C<sub>1</sub>-C<sub>6</sub>)alkoxy can be methoxy, ethoxy, propoxy, isopropoxy, butoxy, iso-butoxy, sec-butoxy, pentoxy, 3-pentoxy, or hexoxy.

A specific value for W is N.

Another specific value for W is CH.

5 A specific value for A is CH.

Another specific value for A is N.

A specific value for B is N.

Another specific value for B is CH.

A specific value for Y is OH.

10 Another specific value for Y is (C<sub>1</sub>-C<sub>6</sub>)alkoxy.

Another specific value for Y is -OCH<sub>3</sub>.

Another specific value for Y is substituted (C<sub>1</sub>-C<sub>6</sub>)alkoxy.

Another specific value for Y is -OCH<sub>2</sub>CH<sub>2</sub>OH.

Another specific value for Y is -OCH<sub>2</sub>CH<sub>2</sub>OCH<sub>2</sub>CH<sub>3</sub>.

15 Another specific value for Y is -O-CH<sub>2</sub>-CHOH-CH<sub>2</sub>-OH.

Another specific value for Y is -O-CH<sub>2</sub>CH<sub>2</sub>-NR<sub>a</sub>R<sub>b</sub> wherein R<sub>a</sub> and R<sub>b</sub> are hydrogen or (C<sub>1</sub>-C<sub>6</sub>)alkyl.

Another specific value for Y is -O-CH<sub>2</sub>CH<sub>2</sub>-NR<sub>a</sub>R<sub>b</sub> wherein R<sub>a</sub> and R<sub>b</sub> together with the nitrogen to which they are attached form a piperazino, pyrrolidino, piperidino, morpholino, or thiomorpholino ring.

Another specific value for Y is -O-C(=O)CH<sub>2</sub>-NR<sub>a</sub>R<sub>b</sub>.

Another specific value for Y is -O-C(=O)-CHOH-CH<sub>2</sub>-OH.

Another specific value for Y is (C<sub>1</sub>-C<sub>6</sub>)alkyl substituted with one or more tetrahydrofuranyl, tetrahydropyranyl, or 1,4-dioxanyl rings.

25 Another specific value for Y is -O-C(=O)CH<sub>2</sub>-NR<sub>a</sub>R<sub>b</sub>.

A specific value for Z is OH.

Another specific value for Z is (C<sub>1</sub>-C<sub>6</sub>)alkoxy.

Another specific value for Z is OCH<sub>3</sub>.

Another specific value for Z is substituted (C<sub>1</sub>-C<sub>6</sub>)alkoxy.

30 Another specific value for Z is -OCH<sub>2</sub>CH<sub>2</sub>OH.

Another specific value for Z is -OCH<sub>2</sub>CH<sub>2</sub>OCH<sub>2</sub>CH<sub>3</sub>.

Another specific value for Z is -O-CH<sub>2</sub>-CHOH-CH<sub>2</sub>-OH.

Another specific value for Z is  $-O-CH_2CH_2-NR_aR_b$  wherein  $R_a$  and  $R_b$  are hydrogen or  $(C_1-C_6)$ alkyl.

Another specific value for Z is  $-O-CH_2CH_2-NR_aR_b$  wherein  $R_a$  and  $R_b$  together with the nitrogen to which they are attached form a piperazino,  
 5 pyrrolidino, piperidino, morpholino, or thiomorpholino ring.

Another specific value for Z is  $-O-C(=O)-CHOH-CH_2-OH$ .

Another specific value for Z is  $(C_1-C_6)$ alkyl substituted with one or more tetrahydrofuranyl, tetrahydropyranyl, or 1,4-dioxanyl rings.

Another specific value for Z is  $-O-C(=O)CH_2-NR_aR_b$ .

10 A specific value for  $R_3$  and  $R_4$  is H.

Another specific value for  $R_3$  and  $R_4$  together is  $=O$ .

Another specific value for  $R_3$  and  $R_4$  together is  $=S$ .

Another specific value for  $R_3$  and  $R_4$  together is  $=NH$ .

Another specific value for  $R_3$  and  $R_4$  together is  $=N-R_2$ .

15 Another specific value for  $R_3$  and  $R_4$  together is  $=N-R_2$  where  $R_2$  is  $(C_1-C_6)$ alkyl.

Another specific value for  $R_3$  and  $R_4$  together is  $=N-R_2$  where  $R_2$  is substituted  $(C_1-C_6)$ alkyl.

Another specific value for  $R_3$  is H and  $R_4$  is  $(C_1-C_6)$ alkyl.

20 Another specific value for  $R_3$  is H and  $R_4$  is substituted  $(C_1-C_6)$ alkyl.

Another specific value for  $R_3$  is  $(C_1-C_6)$ alkyl and  $R_4$  is substituted  $(C_1-C_6)$ alkyl.

Another specific value for  $R_3$  and  $R_4$  is substituted  $(C_1-C_6)$ alkyl

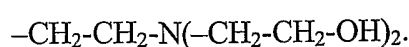
25 A specific value for  $R_1$  is 2-hydroxyethyl.

Another specific value for  $R_1$  is 2-aminoethyl.

Another specific value for  $R_1$  is 2-( $N,N'$ -dimethylamino)ethyl.

Another specific value for  $R_1$  is 2-( $N,N'$ -diethylamino)ethyl.

30 Another specific value for  $R_1$  is 2-( $N,N'$ -diethanolamino)ethyl of the formula



Another specific value for  $R_1$  or  $R_2$  is a  $(C_1-C_6)$ alkyl substituted with one or more hydroxy, mercapto, carboxy, amino, piperazinyl, pyrrolidinyl,

piperidinyl, morpholinyl, thiomorpholinyl, tetrahydrofuranyl, tetrahydropyranyl, or 1,4-dioxanyl groups.

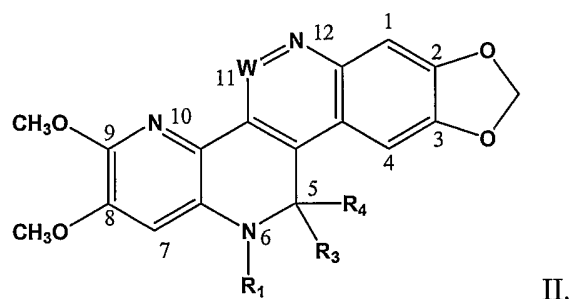
Another specific value for  $R_1$  or  $R_2$  is a  $(C_1-C_6)$ alkyl with from 2 to 4 carbon atoms and substituted with one to two groups selected from hydroxy, mercapto, carboxy, amino, piperazinyl, pyrrolidinyl, piperidinyl, morpholinyl, thiomorpholinyl, tetrahydrofuranyl, tetrahydropyranyl, or 1,4-dioxanyl.

Another specific value for  $R_1$  or  $R_2$  is  $-CH_2CH_2-NR_aR_b$  wherein  $R_a$  and  $R_b$  are hydrogen or  $(C_1-C_6)$ alkyl.

Another specific value for  $R_1$  or  $R_2$  is  $-CH_2CH_2-NR_aR_b$  wherein  $R_a$  and  $R_b$  together with the nitrogen to which they are attached form a piperazino, pyrrolidino, piperidino, morpholino, or thiomorpholino ring.

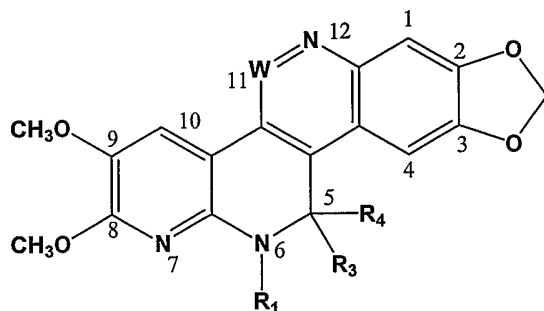
A preferred compound of formula (I) is the compound 13-[2-(dimethylamino)-ethyl]-2,3-dimethoxy-13*H*-8,10-dioxo-5,6,13-triazacyclopenta[*b*]chrysen-12-one, and 13-[2-(dimethylamino)-ethyl]-2,3-dimethoxy-13*H*-8,10-dioxo-6,13-diaza-cyclopenta[*b*]chrysen-12-one, or a pharmaceutically acceptable salt thereof.

A specific compound of formula I is a compound of formula II:



20

Another specific compound of formula I is a compound of formula III:

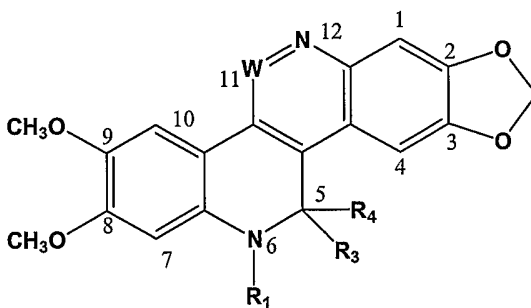


III.

Another specific compound of formula I is a compound of formula

IV:

5



IV.

Another specific compound of formula I is any of the above compounds of formulas II-IV as their pharmaceutically acceptable salts.

10

Certain compounds of formula (I) can function as prodrugs for other compounds of formula (I). For example, a compound of formula (I) wherein Y and /or Z is  $-O-P(=O)(OH)_2$ , or  $-O-C(=O)NR_cR_d$ ; can function as a prodrug for a corresponding compound of formula (I) wherein Y and/or Z is hydroxy. Accordingly, a specific sub set of compounds of formula (I) are

15

compounds wherein Y and /or Z is  $-O-P(=O)(OH)_2$ , or  $-O-C(=O)NR_cR_d$ . A particularly preferred compound is a compound of formula (I) wherein Y and /or Z is  $-O-P(=O)(OH)_2$ . Another preferred compound is a compound of formula

20

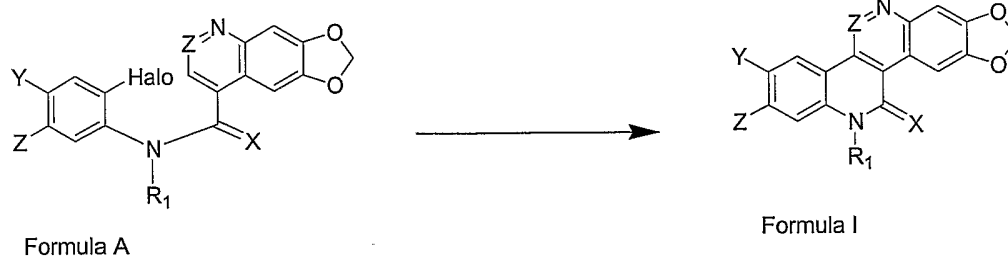
(I) wherein Y and /or Z is  $-O-C(=O)NR_cR_d$ , wherein  $R_c$  and/or  $R_d$  is  $(C_1-C_6)$ alkyl substituted with one or more  $-NR_eR_f$  wherein  $R_e$  and  $R_f$  are each independently  $(C_1-C_6)$ alkyl. Another preferred compound is a compound of formula (I) wherein Y and /or Z is  $-O-C(=O)NR_cR_d$ , wherein  $R_c$  and  $R_d$  together with the nitrogen to which they are attached form a  $N'$ -(alkyl)piperazino, pyrrolidino, or piperidino ring. A more preferred compound is a compound of

formula (I) wherein Y and /or Z is  $-O-C(=O)NR_cR_d$ , wherein  $R_c$  and  $R_d$  together with the nitrogen to which they are attached form a piperidino ring, which ring is optionally substituted with an N-linked heterocycle (e.g. piperidino) ring.

The present invention provides compounds and intermediate  
5 compounds of formula I and a method of making compounds of formula I and intermediate compounds of formula I wherein  $R_1$  is  $-CH_2-OH$  and like 1-hydroxy substituted ( $C_1-C_6$ )alkyl groups, or the corresponding alkanoyloxy ester, phosphoric acid ester, or phosphate ester comprising reacting the compound of formula I where  $R_1$  is H with a suitable hydroxy producing compound, for  
10 example a carbonyl compound, such as an aldehyde, to form a compound where  $R_1$  is  $-CH_2-OH$  or like 1-hydroxy substituted ( $C_1-C_6$ )alkyl groups. The corresponding alkanoyloxy ester, phosphoric acid ester or phosphate ester compounds can be prepared by reacting the resulting compound where  $R_1$  is  $-CH_2-OH$  or like 1-hydroxy substituted ( $C_1-C_6$ )alkyl groups with a suitable ester  
15 forming reagent, such as an acyl halide, phosphoric acid ester, or phosphoryl halide compound. The above intermediate compounds can also function as prodrugs for other compounds of formula (I). It is understood by one skilled in the art that the groups here  $R_1$  is  $-CH_2-OH$  or like 1-hydroxy substituted ( $C_1-C_6$ )alkyl groups can be stabilized or preserved with known protecting groups,  
20 such as carboxylate esters, phosphates, and like groups. See for example, Krogsgaard-Larsen P and Bundgaard A (eds), "A Textbook Of Drug Design and Development," 2nd ed., Harwood, 1996.

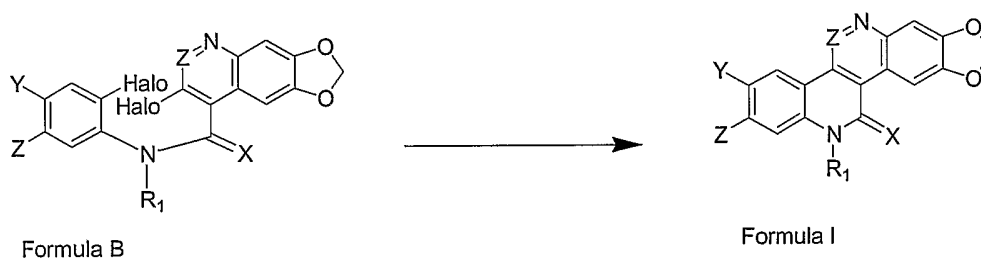
A compound of formula I can be prepared by subjecting a corresponding intermediate of formula A (wherein X is O, S, or N) to suitable  
25 cyclization conditions; for example, by treatment with palladium acetate and tri-*o*-tolylphosphine, as illustrated in Scheme 1 below. A compound of formula I can also be prepared by subjecting a corresponding intermediate of formula B to conditions suitable for the formation of the tetracyclic ring system; for example by treatment with a suitable tin reagent, as illustrated in Scheme 2 below. The  
30 present invention also includes intermediates of formulas A and B.

Scheme 1



5

## Scheme 2

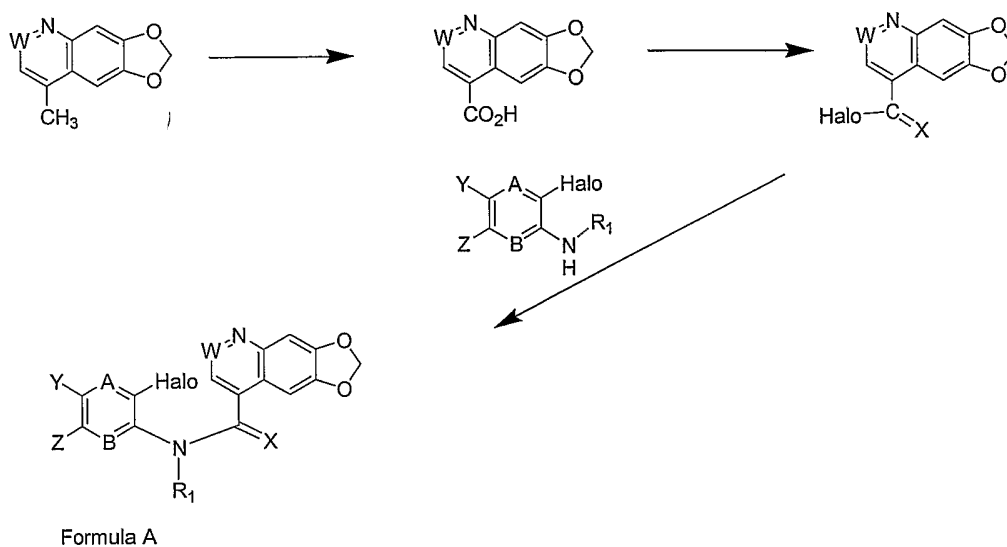


10

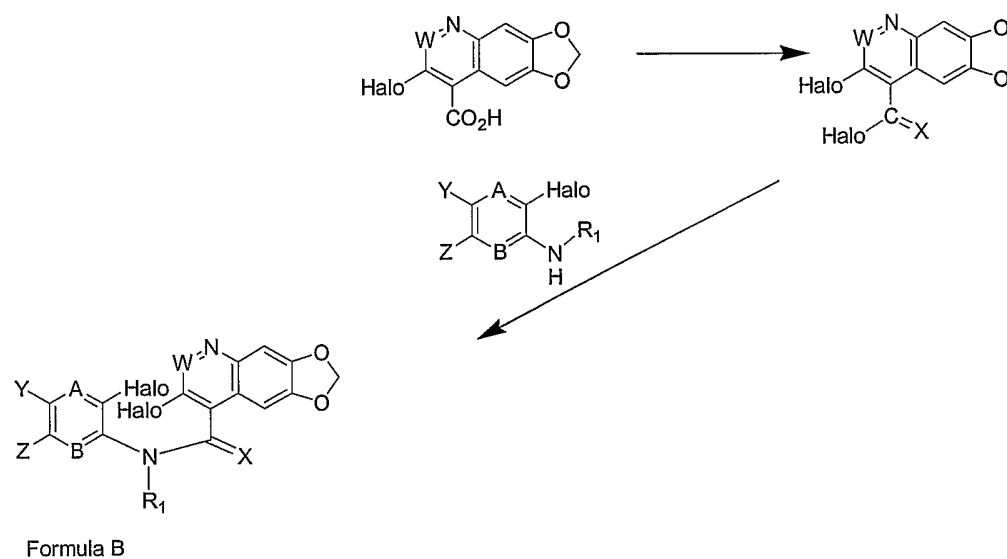
Other conditions suitable for formation of the tetracyclic ring system from intermediates of formula A and formula B are well known to the art. For example, see Feiser and Feiser, "Reagents for Organic Synthesis", Vol. 1, 1967; March, J. "Advanced Organic Chemistry", John Wiley & Sons, 4<sup>th</sup> ed., 1992; House, H. O., "Modern Synthetic Reactions", 2d ed., W. A. Benjamin, New York, 1972; and Larock, R.C., *Comprehensive Organic Transformations*, 2<sup>nd</sup> ed., 1999, Wiley-VCH Publishers, New York.

An intermediate of formula A can be prepared from readily available starting materials using procedures that are known in the art, or can be prepared using procedures illustrated below.

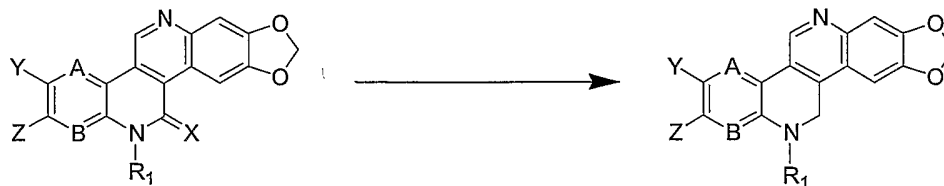
20




Similarly, an intermediate of formula B can be prepared from readily available starting materials using procedures that are known in the art, or can be prepared using procedures illustrated below.




An alternative route to the formation of 5,6-dihydro derivatives of formula I involves either reduction of the lactam or desulfurization of the thioamide as illustrated by the following.



Where X = O or S



Where X = O or S



Where X = S, NR<sub>2</sub>

The starting materials employed in the synthetic methods described  
 5 herein are commercially available, have been reported in the scientific literature,  
 or can be prepared from readily available starting materials using procedures  
 known in the field. It may be desirable to optionally use a protecting group  
 during all or portions of the above described synthetic procedures. Such  
 protecting groups and methods for their introduction and removal are well  
 10 known in the art. See Greene, T.W.; Wutz, P.G.M. "Protecting Groups In  
 Organic Synthesis" second edition, 1991, New York, John Wiley & Sons, Inc.

It will be appreciated by those skilled in the art that compounds of  
 the invention having a chiral center may exist in and be isolated in optically  
 active and racemic forms. Some compounds may exhibit polymorphism. It is to  
 15 be understood that the present invention encompasses any racemic, optically-  
 active, polymorphic, or stereoisomeric form, or mixtures thereof, of a compound  
 of the invention, which possess the useful properties described herein, it being

well known in the art how to prepare optically active forms (for example, by resolution of the racemic form by recrystallization techniques, by synthesis from optically-active starting materials, by chiral synthesis, or by chromatographic separation using a chiral stationary phase) and how to determine topoisomerase  
5 inhibition activity or cytotoxic activity using the standard tests described herein, or using other similar tests which are well known in the art. Compounds of the present invention can contain chiral centers, for example, at ring atom position 5 in formula I when R<sub>3</sub> and R<sub>4</sub> are different. Compounds of the present invention can also contain chiral centers, for example, in any of the substituents Y, Z, R<sub>1</sub>,  
10 R<sub>2</sub> when R<sub>3</sub> and R<sub>4</sub> are =N-R<sub>2</sub>, and R<sub>3</sub> or R<sub>4</sub>.

In cases where compounds are sufficiently basic or acidic to form stable nontoxic acid or base salts, administration of the compounds as salts may be appropriate. Examples of pharmaceutically acceptable salts are organic acid addition salts formed with acids which form a physiological acceptable anion,  
15 for example, tosylate, methanesulfonate, acetate, citrate, malonate, tartarate, succinate, benzoate, ascorbate,  $\alpha$ -ketoglutarate, and  $\alpha$ -glycerophosphate. Suitable inorganic salts may also be formed, including hydrochloride, sulfate, nitrate, bicarbonate, and carbonate salts.

Pharmaceutically acceptable salts may be obtained using standard  
20 procedures well known in the art, for example by reacting a sufficiently basic compound such as an amine with a suitable acid affording a physiologically acceptable anion. Alkali metal, for example, sodium, potassium or lithium, or alkaline earth metal, for example calcium, salts of carboxylic acids can also be made.

The compounds of formula I can be formulated as pharmaceutical  
25 compositions and administered to a mammalian host, such as a human patient in a variety of forms adapted to the chosen route of administration, that is, orally or parenterally, by intravenous, intramuscular, topical or subcutaneous routes.

Thus, the present compounds may be systemically administered,  
30 for example, orally, in combination with a pharmaceutically acceptable vehicle such as an inert diluent or an assimilable edible carrier. They may be enclosed in hard or soft shell gelatin capsules, may be compressed into tablets, or may be incorporated directly with the food of the patient's diet. For oral therapeutic

administration, the active compound may be combined with one or more excipients and used in the form of ingestible tablets, buccal tablets, troches, capsules, elixirs, suspensions, syrups, wafers, and the like. Such compositions and preparations should contain at least 0.1% of active compound. The  
5 percentage of the compositions and preparations may, of course, be varied and may conveniently be between about 2 to about 60% of the weight of a given unit dosage form. The amount of active compound in such therapeutically useful compositions is such that an effective dosage level will be obtained.

The tablets, troches, pills, capsules, and the like may also contain  
10 the following: binders such as gum tragacanth, acacia, corn starch or gelatin; excipients such as dicalcium phosphate; a disintegrating agent such as corn starch, potato starch, alginic acid and the like; a lubricant such as magnesium stearate; and a sweetening agent such as sucrose, fructose, lactose or aspartame or a flavoring agent such as peppermint, oil of wintergreen, or cherry flavoring  
15 may be added. When the unit dosage form is a capsule, it may contain, in addition to materials of the above type, a liquid carrier, such as a vegetable oil or a polyethylene glycol. Various other materials may be present as coatings or to otherwise modify the physical form of the solid unit dosage form. For instance, tablets, pills, or capsules may be coated with gelatin, wax, shellac or sugar and  
20 the like. A syrup or elixir may contain the active compound, sucrose or fructose as a sweetening agent, methyl and propylparabens as preservatives, a dye and flavoring such as cherry or orange flavor. Of course, any material used in preparing any unit dosage form should be pharmaceutically acceptable and substantially non-toxic in the amounts employed. In addition, the active  
25 compound may be incorporated into sustained-release preparations and devices.

The active compound may also be administered intravenously or intraperitoneally by infusion or injection. Solutions of the active compound or its salts can be prepared in water, optionally mixed with a nontoxic surfactant. Dispersions can also be prepared in glycerol, liquid polyethylene glycols,  
30 triacetin, and mixtures thereof and in oils. Under ordinary conditions of storage and use, these preparations contain a preservative to prevent the growth of microorganisms.

The pharmaceutical dosage forms suitable for injection or infusion can include sterile aqueous solutions or dispersions or sterile powders comprising the active ingredient which are adapted for the extemporaneous preparation of sterile injectable or infusible solutions or dispersions, optionally  
5 encapsulated in liposomes. In all cases, the ultimate dosage form must be sterile, fluid and stable under the conditions of manufacture and storage. The liquid carrier or vehicle can be a solvent or liquid dispersion medium comprising, for example, water, ethanol, a polyol (for example, glycerol, propylene glycol, liquid polyethylene glycols, and the like), vegetable oils, nontoxic glyceryl  
10 esters, and suitable mixtures thereof. The proper fluidity can be maintained, for example, by the formation of liposomes, by the maintenance of the required particle size in the case of dispersions or by the use of surfactants. The prevention of the action of microorganisms can be brought about by various antibacterial and antifungal agents, for example, parabens, chlorobutanol,  
15 phenol, sorbic acid, thimerosal, and the like. In many cases, it will be preferable to include isotonic agents, for example, sugars, buffers or sodium chloride. Prolonged absorption of the injectable compositions can be brought about by the use in the compositions of agents delaying absorption, for example, aluminum monostearate and gelatin.

20 Sterile injectable solutions are prepared by incorporating the active compound in the required amount in the appropriate solvent with various of the other ingredients enumerated above, as required, followed by filter sterilization. In the case of sterile powders for the preparation of sterile injectable solutions, the preferred methods of preparation are vacuum drying and the freeze drying  
25 techniques, which yield a powder of the active ingredient plus any additional desired ingredient present in the previously sterile-filtered solutions.

For topical administration, the present compounds may be applied in pure form, i.e., when they are liquids. However, it will generally be desirable to administer them to the skin as compositions or formulations, in combination  
30 with a dermatologically acceptable carrier, which may be a solid or a liquid.

Useful solid carriers include finely divided solids such as talc, clay, microcrystalline cellulose, silica, alumina and the like. Useful liquid carriers include water, alcohols or glycols or water-alcohol/glycol blends, in which the

present compounds can be dissolved or dispersed at effective levels, optionally with the aid of non-toxic surfactants. Adjuvants such as fragrances and additional antimicrobial agents can be added to optimize the properties for a given use. The resultant liquid compositions can be applied from absorbent  
5 pads, used to impregnate bandages and other dressings, or sprayed onto the affected area using pump-type or aerosol sprayers.

Thickeners such as synthetic polymers, fatty acids, fatty acid salts and esters, fatty alcohols, modified celluloses or modified mineral materials can also be employed with liquid carriers to form spreadable pastes, gels, ointments,  
10 soaps, and the like, for application directly to the skin of the user.

Examples of useful dermatological compositions which can be used to deliver the compounds of formula I to the skin are known to the art; for example, see Jacquet et al. (U.S. Pat. No. 4,608,392), Geria (U.S. Pat. No. 4,992,478), Smith et al. (U.S. Pat. No. 4,559,157), and Wortzman (U.S. Pat. No.  
15 4,820,508).

Useful dosages of the compounds of formula I can be determined by comparing their *in vitro* activity, and *in vivo* activity in animal models. Methods for the extrapolation of effective dosages in mice, and other animals, to humans are known to the art; for example, see U.S. Pat. No. 4,938,949.

20 Generally, the concentration of the compound(s) of formula I in a liquid composition, such as a lotion, will be from about 0.1-25 wt-%, preferably from about 0.5-10 wt-%. The concentration in a semi-solid or solid composition such as a gel or a powder will be about 0.1-5 wt-%, preferably about 0.5-2.5 wt-%.

25 The amount of the compound, or an active salt or derivative thereof, required for use in treatment will vary not only with the particular salt selected but also with the route of administration, the nature of the condition being treated and the age and condition of the patient and will be ultimately at the discretion of the attendant physician or clinician.

30 In general, however, a suitable dose will be in the range of from about 0.5 to about 100 mg/kg, e.g., from about 10 to about 75 mg/kg of body weight per day, such as 3 to about 50 mg per kilogram body weight of the

recipient per day, preferably in the range of 6 to 90 mg/kg/day, most preferably in the range of 15 to 60 mg/kg/day.

The compound may conveniently be administered in unit dosage form; for example, containing 5 to 1000 mg, conveniently 10 to 750 mg, most  
5 conveniently, 50 to 500 mg of active ingredient per unit dosage form.

Ideally, the active ingredient should be administered to achieve peak plasma concentrations of the active compound of from about 0.5 to about 75  $\mu\text{M}$ , preferably, about 1 to 50  $\mu\text{M}$ , most preferably, about 2 to about 30  $\mu\text{M}$ . This may be achieved, for example, by the intravenous injection of a 0.05 to 5%  
10 solution of the active ingredient, optionally in saline, or orally administered as a bolus containing about 1-100 mg of the active ingredient. Desirable blood levels may be maintained by continuous infusion to provide about 0.01-5.0 mg/kg/hr or by intermittent infusions containing about 0.4-15 mg/kg of the active  
ingredient(s).

The desired dose may conveniently be presented in a single dose or  
15 as divided doses administered at appropriate intervals, for example, as two, three, four or more sub-doses per day. The sub-dose itself may be further divided, e.g., into a number of discrete loosely spaced administrations; such as multiple inhalations from an insufflator or by application of a plurality of drops  
20 into the eye.

The ability of a compound of the invention to effect topoisomerase I or II mediated DNA cleavage can be determined using pharmacological models that are well known to the art, for example, using a model like Test A described  
below.

25

#### Test A. Topoisomerase I-mediated DNA cleavage assay

Human topoisomerase I was expressed in *E. Coli* and isolated as a recombinant fusion protein using a T7 expression system as described previously, see Makhey, D. et al., *Bioorg. Med. Chem.*, **2000**, *8*, 1-11. DNA  
30 topoisomerase I was purified from calf thymus gland as reported previously, see Maniatis, T., et al., *J. Molecular Cloning, a Laboratory Manual*, Cold Spring Harbor Laboratory, Cold Spring Harbor, New York, 149-185). Plasmid YepG was also purified by the alkali lysis method followed by phenol deproteination

and CsCl/ethidium isopycnic centrifugation method as described, see Maniatis, T.; Fritsch, E. F.; Sambrook, J. *Molecular Cloning, a Laboratory Manual*; Cold Spring Harbor Laboratory: Cold Spring Harbor, NY 1982; pp 149-185. The end-labeling of the plasmid was accomplished by digestion with a restriction  
5 enzyme followed by end-filling with Klenow polymerase as previously described, see Liu, L. F.; Rowe, T. C.; Yang, L.; Tewey, K. M.; Chen, G. L., *J. Biol. Chem.* **1983**, *258*, 15365. Cleavage assays were performed as previously reported, see B. Gatto et al. *Cancer Res.*, **1996**, *56*, 2795-2800. The drug and the DNA in presence of topoisomerase I was incubated for 30 minutes at 37 °C.  
10 After development of the gels, typically 24-hour exposure was used to obtain autoradiograms outlining the extent of DNA fragmentation. Topoisomerase I-mediated DNA cleavage values are reported as REC, Relative Effective Concentration, i.e. concentrations relative to 2,3-dimethoxy-8,9-methylenedioxybenzo[*i*]phenanthridine, whose value is arbitrarily assumed as  
15 1.0, that are able to produce the same cleavage on the plasmid DNA in the presence of human topoisomerase I. Relative potency was based upon the relative amount of drug needed to induce approximately 10% DNA fragmentation. Assays are performed under the direction of Dr. L. F. Liu, Department of Pharmacology, The University of Medicine and Dentistry of New  
20 Jersey, Robert Wood Johnson Medical School, Piscataway, New Jersey.

A similar assay can be used to evaluate the ability of a compound of the invention to effect topoisomerase II mediated DNA cleavage, by replacing the human topoisomerase I used in Test A with a suitable topoisomerase II.

25 The cytotoxic effects of a compound of the invention can be determined using pharmacological models that are well known to the art, for example, using a model like Test B described below.

**Test B. Inhibition of Cell Growth: MTT-microtiter plate tetrazolinium cytotoxicity assay (RPMI 8402, CPT-K5, U937, U937/CR Cells)**

30 The cytotoxicity is determined using the MTT-microtiter plate tetrazolinium cytotoxicity assay (MTA), see Chen A.Y. et al. *Cancer Res.* **1993**, *53*, 1332; Mosmann, T. J., *J. Immunol. Methods* **1983**, *65*, 55; and Carmichael, J. et al. *Cancer Res.* **1987**, *47*, 936. The human lymphoblast RPMI 8402 and its

camptothecin-resistant variant cell line, CPT-K5 were provided by Dr. Toshiwo Andoh (Anchi Cancer Research Institute, Nagoya, Japan), see Andoh, T.; Okada, K, *Adv. in Pharmacology* **1994**, *29B*, 93. Human U-937 myeloid leukemia cells and U-937/CR cells were described by Rubin et al., *J. Biol. Chem.*, **1994**, *269*,  
5 2433-2439. The cytotoxicity assay is performed by using 96-well microtiter plates using 2000 cells/well, in 200 mL of growth medium. Cells are grown in suspension at 37 °C in 5% CO<sub>2</sub> and maintained by regular passage in RPMI medium supplemented with 10% heat-inactivated fetal bovine serum, L-glutamine (2 mM), penicillin (100U/mL), and streptomycin (0.1 mg/mL). For  
10 determination of IC<sub>50</sub>, cells are exposed continuously for 3-4 days to varying concentrations of drug, and MTT assays were performed at the end of the fourth day. Each assay is performed with a control that did not contain any drug. All assays are performed at least twice in 6 replicate wells. All assays are performed under the direction of Dr. L. F. Liu, Department of Pharmacology, The  
15 University of Medicine and Dentistry of New Jersey, Robert Wood Johnson Medical School, Piscataway, New Jersey.

The compounds of the invention can function as cytotoxic agents against tumor cell lines, including multi-drug resistant tumor cell lines. Thus, the compounds are useful to treat cancer and can be used to treat tumors that are  
20 resistant to other specific chemotherapeutic agents.

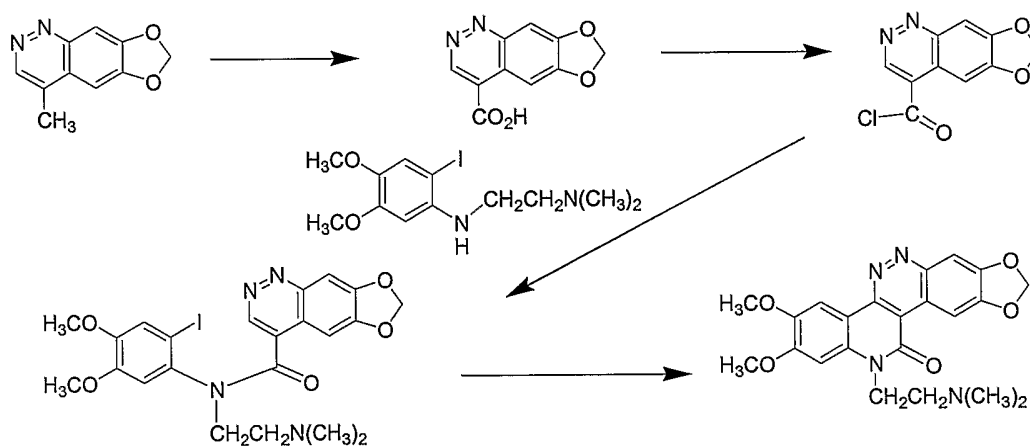
Topoisomerase inhibitors are also known to possess antibacterial, antifungal, antipsoritic (psoriasis), antiprotozoal, antihelmetic, and antiviral activity. Accordingly, the topoisomerase inhibitors of the invention may also be useful as antibacterial, antifungal, antipsoritic (psoriasis), antiprotozoal,  
25 antihelmetic, or antiviral agents. In particular, compounds of the invention that demonstrate little or no activity as mammalian topoisomerase I poisons, because of the possibility of similar molecular mechanism of action, could be highly active and selective antibacterial, antifungal, antipsoritic (psoriasis), antiprotozoal, antihelmetic, or antiviral agents. Thus, certain compounds of the  
30 invention may be particularly useful as systemic antibacterial, antifungal, antipsoritic (psoriasis), antiprotozoal, antihelmetic, or antiviral agents in mammals. The invention also provides the use of a compound of the invention for the manufacture of a medicament useful for producing an antibacterial,

antifungal, antipsoritic (psoriasis), antiprotozoal, antihelmetic, or antiviral effect in a mammal.

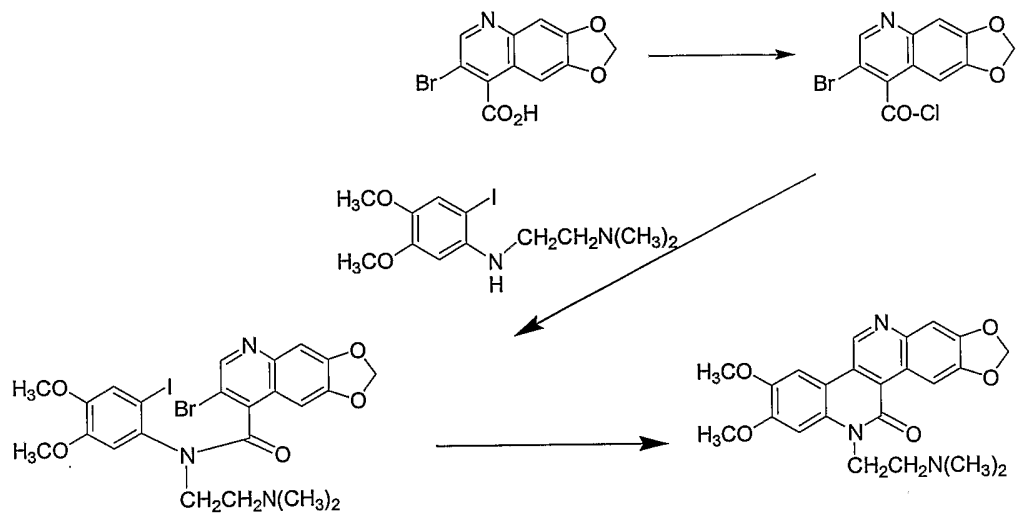
As used herein, the term "solid mammalian tumors" include cancers of the head and neck, lung, mesothelioma, mediastinum, esophagus, stomach, pancreas, hepatobiliary system, small intestine, colon, rectum, anus, kidney, ureter, bladder, prostate, urethra, penis, testis, gynecological organs, ovarian, breast, endocrine system, skin central nervous system; sarcomas of the soft tissue and bone; and melanoma of cutaneous and intraocular origin. The term "hematological malignancies" includes childhood leukemia and lymphomas, Hodgkin's disease, lymphomas of lymphocytic and cutaneous origin, acute and chronic leukemia, plasma cell neoplasm and cancers associated with AIDS. The preferred mammalian species for treatment are humans and domesticated animals.

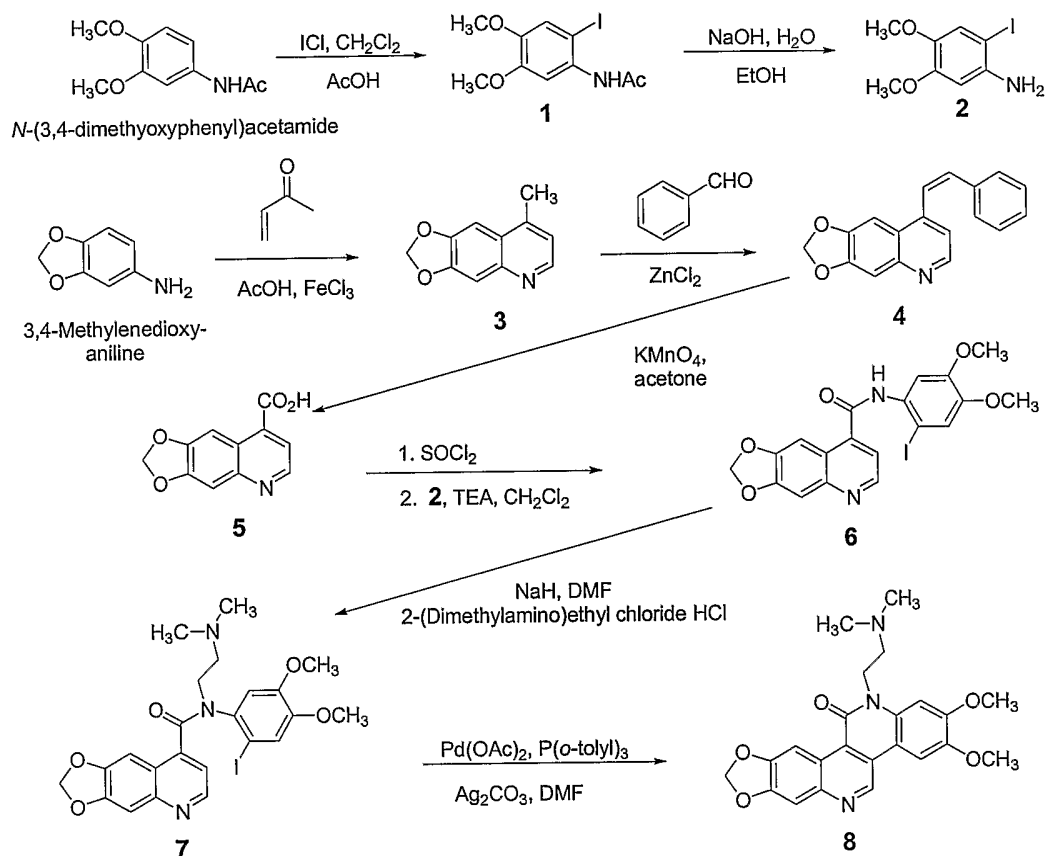
The invention will now be illustrated by the following non-limiting Examples. Specific compounds of the present invention can be prepared as illustrated in the following schemes using known reactions and reagents.

### Example 1



### Example 2



**Example 3: Synthesis of representative Compound 8.**

5

Compound **8** was prepared as follows.

**Compound 1.** To a solution of *N*-(3,4-dimethoxyphenyl)acetamide (7.4 g, 37.9 mmol; Cablewski, T., et al., *Journal of Organic Chemistry*, **1994**, *59*, 5814-10 5817.) in methylene chloride (45 mL) and acetic acid (7.5 mL), a 1.0 M solution of iodine monochloride in methylene chloride (41.7 mL) was added dropwise by addition funnel. The mixture was stirred under nitrogen overnight, and was then washed with saturated sodium thiosulfate (2 x 150 mL) and brine (150 mL), dried (MgSO<sub>4</sub>) and evaporated, and the crude residue was chromatographed in 15 19:1 chloroform-hexanes, providing 6.2 g as a colorless solid, in 52 % yield; <sup>1</sup>H NMR (CDCl<sub>3</sub>) δ 2.25 (s, 3H), 3.86 (s, 3H), 3.90 (s, 3H), 7.17 (s, 1H), 7.26 (br, 1H), 7.86 (s, 1H); <sup>13</sup>C NMR (CDCl<sub>3</sub>) δ 24.8, 56.1, 56.4, 77.6, 106.4, 120.4, 132.4, 146.6, 149.7, 168.4.

**Compound 2.** A mixture of **1** (1.0 g, 3.12 mmol) and NaOH (6.25 g, 156 mmol) in ethanol (125 mL) and water (30 mL) was heated to reflux with stirring for 4 hours. The mixture was cooled and the solvent was removed under vacuum.

5 The residue was portioned between chloroform (100 mL) and water (100 mL), and the organic phase was washed with water (2 x 100 mL), was dried (MgSO<sub>4</sub>), and evaporated under vacuum, yielding 810 mg, in 93 % yield, as a light pink oil; <sup>1</sup>H NMR (CDCl<sub>3</sub>) δ 3.81 (s, 3H), 3.83 (s, 3H), 6.39 (s, 1H), 7.08 (s, 1H); <sup>13</sup>C NMR (CDCl<sub>3</sub>) δ 55.9, 56.8, 71.2, 99.7, 121.7, 141.3, 142.8, 150.7.

10

**Compound 3.** Iron (III) chloride (54.2 g, 0.2 mol) was dissolved in glacial acetic acid (600 mL) with warming to 60 °C. 3,4-Methylenedioxyaniline (27.4 g, 0.2 mol) was added and the mixture was stirred for 5 minutes. Methyl vinyl ketone (17.4 mL, 0.21 mol) was added dropwise over five minutes. Following  
15 the completion of the addition, the mixture was heated to reflux with stirring for 1.5 hours. The mixture was cooled and the precipitate was filtered and washed with additional acetic acid. This material was then neutralized by addition to cold 30 % NaOH, and the resulting mixture was filtered and air-dried. The crude material was then extracted with chloroform (7 x 200 mL), and the  
20 combined extracts were washed with 10 % K<sub>2</sub>CO<sub>3</sub> (3 x 300 mL) and were dried (MgSO<sub>4</sub>) and concentrated under vacuum. The resulting material was recrystallized from ethyl ether, yielding 16.6 g as a fluffy light beige solid, in 44 % yield; mp 100.5-101.5 °C; <sup>1</sup>H NMR (CD<sub>3</sub>OD) δ 2.56 (s, 3H), 6.11 (s, 2H), 7.20 (m, 3H), 8.40 (s, 1H); <sup>13</sup>C NMR (CDCl<sub>3</sub>) δ 19.2, 99.4, 101.7, 106.4, 120.7,  
25 125.1, 142.9, 146.4, 147.8, 148.0, 150.2.

**Compound 4.** A flask containing a mixture of **3** (11.5 g, 61.0 mmol), benzaldehyde (57.0 g, 0.537 mol), and zinc chloride (3.8 g, 27.9 mmol), was attached to a Dean Stark apparatus and the mixture was heated to reflux for 6  
30 hours. Excess benzaldehyde was removed under vacuum and the mixture was dissolved in 750 mL of chloroform and washed with 10 % NaOH (3 x 150 mL) and evaporated under vacuum. To the residue was added 100 mL of water and 15 mL of concentrated sulfuric acid with vigorous stirring. The sulfate salt was

filtered and washed well with ethanol, and was then recrystallized from ethanol. The purified sulfate salt was filtered and added to 200 mL of 10 % NaOH to regenerate the free base, which was extracted into chloroform (5 x 200 mL), washed with water (3 x 200 mL), dried (MgSO<sub>4</sub>), and evaporated, yielding 5.4 g  
5 as a brown solid, in 32 %; mp 149-151 °C; <sup>1</sup>H NMR (CDCl<sub>3</sub>) δ 6.12 (s, 2H), 7.27 (d, 1H, *J*=15.3), 7.42 (m, 6H), 7.59 (s, 1H), 7.60 (d, 1H, *J*=15.3), 7.66 (d, 1H, *J*=5.2), 8.69 (d, 1H, *J*=5.2); <sup>13</sup>C NMR (CDCl<sub>3</sub>) δ 99.2, 101.9, 106.4, 115.9, 123.4, 127.1, 128.8, 129.0, 134.7, 136.7, 141.9, 147.3, 148.0, 148.2, 150.5.

10 **Compound 5.** A solution of **4** (4.8 g, 17.5 mmol) in acetone (75 mL) was cooled to -5 °C. The mixture was maintained at this temperature as potassium permanganate (6.0 g, 40.0 mL) was added in small portions over 45 minutes. The mixture was stirred at -5 °C for an additional hour, and was then filtered. The filtrate was evaporated under vacuum. The siccate was extracted with 100  
15 mL of water with heating to 80 °C, and the aqueous extract was added to the residue resulting from evaporation of the acetone solution. This mixture was acidified to pH 5 using HCl. The precipitated free acid was filtered and washed well with ethyl ether and ethanol, and was then dried under vacuum for 2 days to provide 3.4 g, in 90 % yield; <sup>1</sup>H NMR (19:1 CDCl<sub>3</sub>:TFA-*d*) δ 6.43 (s, 2H), 7.59  
20 (m, 1H), 8.41 (m, 3H); <sup>13</sup>C NMR (19:1 CDCl<sub>3</sub>:TFA-*d*) δ 98.1, 102.0, 104.9, 122.2, 128.6, 139.2, 139.7, 140.1, 153.6, 156.5, 166.6.

**Compound 6.** A mixture of **5** (500 mg, 2.3 mmol) and thionyl chloride (15 mL) was heated at reflux for 2 hours, and was then evaporated to dryness under  
25 vacuum. The acid chloride was dissolved in anhydrous methylene chloride (30 mL) and triethylamine (3.0 g, 30 mmol), and added to **2** (535 mg, 1.9 mmol), and the resulting mixture was refluxed under nitrogen overnight. The mixture was cooled and additional methylene chloride was added, bringing the total volume up to 100 mL. This solution was washed with saturated sodium  
30 bicarbonate (2 x 100 mL) and brine (100 mL), and was dried (MgSO<sub>4</sub>) and evaporated under vacuum. The crude residue was chromatographed in chloroform, yielding 512 mg as a yellow solid, in 56 % yield; <sup>1</sup>H NMR (CDCl<sub>3</sub>) δ 3.91 (s, 3H), 4.00 (s, 3H), 6.17 (s, 2H), 7.25 (s, 1H), 7.47 (s, 1H), 7.55 (d, 1H,

$J=4.4$ ), 7.77 (s, 1H), 7.90 (br, 1H), 8.11 (s, 1H), 8.84 (d, 1H,  $J=4.4$ );  $^{13}\text{C}$  NMR ( $\text{CDCl}_3$ )  $\delta$  56.3, 56.5, 78.3, 100.9, 102.2, 106.4, 111.9, 116.9, 120.5, 121.9, 131.9, 139.9, 147.7, 147.9, 149.3, 149.8, 151.3, 165.6.

5 **Compound 7.** A mixture of **6** (350 mg, 0.73 mmol) and 2-(dimethylamino)ethyl chloride HCl (120 mg, 0.83 mmol) in DMF was cooled to 0 °C and sodium hydride (160 mg of a 60 % suspension, 4.0 mmol) was added in small portions over five minutes. Cooling was removed and the mixture stirred for 45 minutes, and was then transferred to an oil bath that had been preheated to 65 °C, and was  
10 stirred at this temperature for 3 hours. The mixture was cooled to room temperature and quenched by addition of a few drops of water. The solvent was removed under vacuum and the crude product was dissolved in dilute HCl (50 mL) and was washed with chloroform (3 x 50 mL) and was then made basic by the addition of 30 % NaOH. The resulting mixture was extracted into  
15 chloroform (3 x 75 mL), was dried ( $\text{MgSO}_4$ ), and evaporated under vacuum, providing 300 mg as a sticky semi-solid glue, in 75 % yield;  $^1\text{H}$  NMR ( $\text{CDCl}_3$ )  $\delta$  2.41 (s, 6H), 2.51 (m, 2H), 3.19 (m, 1H), 3.33 (s, 3H), 3.73 (s, 3H), 4.92 (m, 1H), 6.08 (s, 2H), 6.76 (s, 1H), 7.04 (s, 1H), 7.22 (d, 1H,  $J=4.4$ ), 7.27 (s, 1H), 7.66 (s, 1H), 8.47 (d, 1H,  $J=4.4$ );  $^{13}\text{C}$  NMR ( $\text{CDCl}_3$ )  $\delta$  45.1, 45.6, 55.5, 56.1,  
20 56.3, 88.1, 101.5, 101.9, 106.2, 114.2, 115.3, 120.8, 121.8, 135.7, 142.2, 146.7, 147.4, 148.3, 148.7, 149.2, 150.6, 168.7.

**Compound 8.** A mixture of **7** (220 mg, 0.4 mmol),  $\text{Pd}(\text{OAc})_2$  (18 mg, 0.08 mmol),  $\text{P}(o\text{-tolyl})_3$  (49 mg, 0.16 mmol), and  $\text{Ag}_2\text{CO}_3$  (220 mg, 0.8 mmol) in  
25 DMF (12 mL) was heated to reflux for 30 minutes. The mixture was cooled, diluted with chloroform, and filtered through Celite. The filtrate was evaporated *in vacuo* and the residue was chromatographed in 98:2 chloroform-methanol, yielding 45 mg as a bright yellow solid consisting of a mixture of **8** and a side product;  $^1\text{H}$  NMR ( $\text{DMSO}-d_6$ )  $\delta$  2.32 (s, 6H), 2.63 (m, 2H), 3.97 (s, 3H), 3.99 (s,  
30 3H), 4.25 (m, 2H), 6.47 (s, 2H), 7.13 (s, 1H), 7.54 (s, 1H), 8.17 (s, 1H), 9.45 (s, 1H), 9.95 (s, 1H).

**Example 4:** The following illustrate representative pharmaceutical dosage forms, containing a compound of formula I ('Compound X'), for therapeutic or prophylactic use in humans.

|    |   |                   |
|----|---|-------------------|
| 5  | (i) <u>Tablet 1</u>   | <u>mg/tablet</u>  |
|    | 'Compound X'  | 100.0             |
|    | Lactose   | 77.5              |
|    | Povidone  | 15.0              |
|    | Croscarmellose sodium   | 12.0              |
| 10 | Microcrystalline cellulose                                    | 92.5              |
|    | Magnesium stearate  | <u>3.0</u>        |
|    |   | 300.0             |
|    | (ii) <u>Tablet 2</u>  | <u>mg/tablet</u>  |
| 15 | 'Compound X'  | 20.0              |
|    | Microcrystalline cellulose                                    | 410.0             |
|    | Starch  | 50.0              |
|    | Sodium starch glycolate                                       | 15.0              |
|    | Magnesium stearate  | <u>5.0</u>        |
| 20 |   | 500.0             |
|    | (iii) <u>Capsule</u>  | <u>mg/capsule</u> |
|    | 'Compound X'  | 10.0              |
|    | Colloidal silicon dioxide                                     | 1.5               |
| 25 | Lactose   | 465.5             |
|    | Pregelatinized starch   | 120.0             |
|    | Magnesium stearate  | <u>3.0</u>        |
|    |   | 600.0             |
| 30 | (iv) <u>Injection 1 (1 mg/ml)</u>                             | <u>mg/ml</u>      |
|    | 'Compound X' (free acid form)                                 | 1.0               |
|    | Dibasic sodium phosphate                                      | 12.0              |
|    | Monobasic sodium phosphate                                    | 0.7               |
|    | Sodium chloride   | 4.5               |
| 35 | 1.0 N Sodium hydroxide solution<br>(pH adjustment to 7.0-7.5) | q.s.              |
|    | Water for injection   | q.s. ad 1 mL      |
|    | (v) <u>Injection 2 (10 mg/ml)</u>                             | <u>mg/ml</u>      |
| 40 | 'Compound X' (free acid form)                                 | 10.0              |
|    | Monobasic sodium phosphate                                    | 0.3               |
|    | Dibasic sodium phosphate                                      | 1.1               |
|    | Polyethylene glycol 400                                       | 200.0             |
|    | 01 N Sodium hydroxide solution                                |                   |
| 45 | (pH adjustment to 7.0-7.5)                                    | q.s.              |
|    | Water for injection   | q.s. ad 1 mL      |

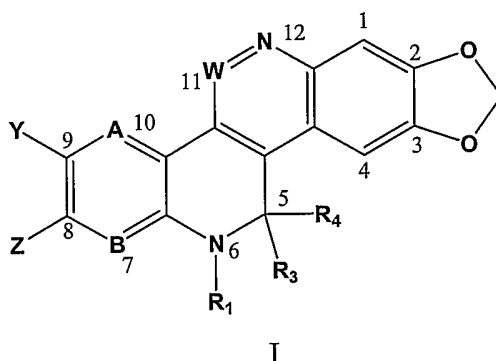
|    |                                   |               |
|----|-----------------------------------|---------------|
|    | (vi) <u>Injection 3 (1 mg/ml)</u> | <u>mg/ml</u>  |
|    | 'Compound X' (free base form)     | 1.0           |
|    | Citric Acid                       | 0.1%          |
|    | D5W                               | q.s. ad 1 mL  |
| 5  |                                   |               |
|    | (vii) <u>Aerosol</u>              | <u>mg/can</u> |
|    | 'Compound X'                      | 20.0          |
|    | Oleic acid                        | 10.0          |
|    | Trichloromonofluoromethane        | 5,000.0       |
| 10 | Dichlorodifluoromethane           | 10,000.0      |
|    | Dichlorotetrafluoroethane         | 5,000.0       |

The above formulations may be obtained by conventional procedures well  
 15 known in the pharmaceutical art.

All publications, patents, and patent documents are incorporated by  
 reference herein, as though individually incorporated by reference. The  
 invention has been described with reference to various specific and preferred  
 20 embodiments and techniques. However, it should be understood that many  
 variations and modifications may be made while remaining within the spirit and  
 scope of the invention.

**What is claimed is:**

1. A compound of formula I:



5

wherein:

A and B are independently N or CH;

W is N or CH;

- 10  $R_3$  and  $R_4$  are each independently H, (C<sub>1</sub>-C<sub>6</sub>)alkyl, or substituted (C<sub>1</sub>-C<sub>6</sub>)alkyl, or  $R_3$  and  $R_4$  together are =O, =S, =NH or =N-R<sub>2</sub>;

- 15 Y and Z are independently hydroxy, (C<sub>1</sub>-C<sub>6</sub>)alkoxy, substituted (C<sub>1</sub>-C<sub>6</sub>)alkoxy, (C<sub>1</sub>-C<sub>6</sub>)alkanoyloxy, substituted (C<sub>1</sub>-C<sub>6</sub>) alkanoyloxy, -O-P(=O)(OH)<sub>2</sub>, or -O-C(=O)NR<sub>c</sub>R<sub>d</sub>; or Y and Z together with the ring carbon atoms to which they are attached form an alkylenedioxy ring with from 5 to 7 ring atoms;

$R_1$  is a -(C<sub>1</sub>-C<sub>6</sub>)alkyl substituted with one or more solubilizing groups R<sub>z</sub>;

$R_2$  is (C<sub>1</sub>-C<sub>6</sub>)alkyl or substituted (C<sub>1</sub>-C<sub>6</sub>)alkyl; and

- 20  $R_c$  and  $R_d$  are each independently (C<sub>1</sub>-C<sub>6</sub>) alkyl or substituted (C<sub>1</sub>-C<sub>6</sub>) alkyl; or  $R_c$  and  $R_d$  together with the nitrogen to which they are attached form a N'-{(C<sub>1</sub>-C<sub>6</sub>)alkyl}piperazino, pyrrolidino, or piperidino ring, which ring can optionally be substituted with one or more aryl, heteroaryl, or heterocycle;

or a pharmaceutically acceptable salt thereof.

25

2. The compound of claim 1 wherein W is NH.

3. The compound of claim 1 wherein W is CH.

4. The compound of any one of claims 1-3 wherein A is N.
5. The compound of any one of claims 1-3 wherein A is CH.
- 5
6. The compound of any one of claims 1-5 wherein B is N.
7. The compound of any one of claims 1-5 wherein B is CH.
- 10
8. The compound of any of claims 1-7 wherein Y is OH.
9. The compound of any of claims 1-7 wherein Y is (C<sub>1</sub>-C<sub>6</sub>)alkoxy.
10. The compound of any of claims 1-7 wherein Y is -OCH<sub>3</sub>.
- 15
11. The compound of any of claims 1-7 wherein Y is substituted (C<sub>1</sub>-C<sub>6</sub>)alkoxy.
12. The compound of any of claims 1-7 wherein Y is -OCH<sub>2</sub>CH<sub>2</sub>OH.
- 20
13. The compound of any of claims 1-7 wherein Y is -OCH<sub>2</sub>CH<sub>2</sub>OCH<sub>2</sub>CH<sub>3</sub>.
14. The compound of any of claims 1-7 wherein Y is -O-CH<sub>2</sub>-CHOH-CH<sub>2</sub>-OH.
- 25
15. The compound of any of claims 1-7 wherein Y is -O-CH<sub>2</sub>CH<sub>2</sub>-NR<sub>a</sub>R<sub>b</sub> wherein R<sub>a</sub> and R<sub>b</sub> are hydrogen or (C<sub>1</sub>-C<sub>6</sub>)alkyl.
- 30
16. The compound of any of claims 1-7 wherein Y is -O-CH<sub>2</sub>CH<sub>2</sub>-NR<sub>a</sub>R<sub>b</sub> wherein R<sub>a</sub> and R<sub>b</sub> together with the nitrogen to which they are attached form a piperazino, pyrrolidino, piperidino, morpholino, or thiomorpholino ring.

17. The compound of any of claims 1-7 wherein Y is  $-O-C(=O)CH_2-NR_aR_b$ .
- 5 18. The compound of any of claims 1-7 wherein Y is  $-O-C(=O)-CHOH-CH_2-OH$ .
19. The compound of any of claims 1-7 wherein Y is  $(C_1-C_6)$ alkyl substituted with one or more tetrahydrofuranyl, tetrahydropyranyl, or  
10 1,4-dioxanyl rings.
20. The compound of any of claims 1-7 wherein Y is  $-O-C(=O)CH_2-NR_aR_b$ .
- 15 21. The compound of any of claims 1-20 wherein Z is OH.
22. The compound of any of claims 1-20 wherein Z is  $(C_1-C_6)$ alkoxy.
23. The compound of any of claims 1-20 wherein Z is  $OCH_3$ .
- 20 24. The compound of any of claims 1-20 wherein Z is substituted  $(C_1-C_6)$ alkoxy.
25. The compound of any of claims 1-20 wherein Z is  $-OCH_2CH_2OH$ .
- 25 26. The compound of any of claims 1-20 wherein Z is  $-OCH_2CH_2OCH_2CH_3$ .
27. The compound of any of claims 1-20 wherein Z is  $-O-CH_2-CHOH-CH_2-OH$ .
- 30 28. The compound of any of claims 1-20 wherein Z is  $-O-CH_2CH_2-NR_aR_b$  wherein  $R_a$  and  $R_b$  are hydrogen or  $(C_1-C_6)$ alkyl.

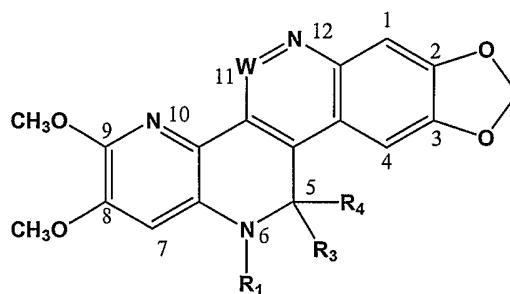
29. The compound of any of claims 1-20 wherein Z is  $-O-CH_2CH_2-NR_aR_b$  wherein  $R_a$  and  $R_b$  together with the nitrogen to which they are attached form a piperazino, pyrrolidino, piperidino, morpholino, or thiomorpholino ring.
- 5
30. The compound of any of claims 1-20 wherein Z is  $-O-C(=O)-CHOH-CH_2-OH$ .
- 10
31. The compound of any of claims 1-20 wherein Z is  $(C_1-C_6)$ alkyl substituted with one or more tetrahydrofuranyl, tetrahydropyranyl, or 1,4-dioxanyl rings.
32. The compound of any of claims 1-20 wherein Z is  $-O-C(=O)CH_2-NR_aR_b$ .
- 15
33. The compound of any of claims 1-32 wherein  $R_1$  is a  $(C_1-C_6)$ alkyl-substituted with one or more hydroxy groups.
- 20
34. The compound of any of claims 1-32 wherein  $R_1$  is a  $(C_1-C_6)$ alkyl-substituted with one to two hydroxy groups.
35. The compound of any of claims 1-32 wherein  $R_1$  is substituted with one hydroxy group.
- 25
36. The compound of any of claims 1-32 wherein  $R_1$  is a  $(C_1-C_6)$ alkyl-substituted with one or more mercapto groups.
37. The compound of any of claims 1-32 wherein  $R_1$  is a  $(C_1-C_6)$ alkyl-substituted with one to two mercapto groups.
- 30
38. The compound of any of claims 1-32 wherein  $R_1$  is substituted with one mercapto group.

39. The compound of any of claims 1-32 wherein  $R_1$  is a  $(C_1-C_6)$ alkyl-substituted with one or more carboxy groups.
- 5 40. The compound of any of claims 1-32 wherein  $R_1$  is a  $(C_1-C_6)$ alkyl-substituted with one to two carboxy groups.
41. The compound of any of claims 1-32 wherein  $R_1$  is substituted with one carboxy group.
- 10 42. The compound of any of claims 1-32 wherein  $R_1$  is a  $(C_1-C_6)$ alkyl-substituted with one or more  $NR_aR_b$  groups.
43. The compound of any of claims 1-32 wherein  $R_1$  is substituted with one  $NR_aR_b$  group.
- 15 44. The compound of any of claims 1-32 wherein  $R_1$  is a  $(C_1-C_6)$ alkyl-substituted with one or more  $NH_2$  groups.
- 20 45. The compound of any of claims 1-32 wherein  $R_1$  is a  $(C_1-C_6)$ alkyl-substituted with one to two  $NH_2$  groups.
46. The compound of any of claims 1-32 wherein  $R_1$  is a substituted with one  $NH_2$  group.
- 25 47. The compound of any of claims 1-32 wherein  $R_1$  is a  $(C_1-C_6)$ alkyl-substituted with one or more hydroxy, mercapto, carboxy, amino, piperaziny, pyrrolidiny, piperidiny, morpholiny, thiomorpholiny, tetrahydrofurany, tetrahydropyranly, or 1,4-dioxany groups.
- 30 48. The compound of any of claims 1-32 wherein  $R_1$  has from 2 to 4 carbon atoms and is substituted with one to two  $R_z$  groups selected from hydroxy, mercapto, carboxy, amino, piperaziny, pyrrolidiny,

piperidinyl, morpholinyl, thiomorpholinyl, tetrahydrofuranyl, tetrahydropyranyl, or 1,4-dioxanyl.

49. The compound of any of claims 1-32 wherein R<sub>1</sub> is hydroxymethyl, or a phosphoric acid ester or alkyl ester of hydroxymethyl.
50. The compound of any of claims 1-32 wherein R<sub>1</sub> is 2-hydroxyethyl.
51. The compound of any of claims 1-32 wherein R<sub>1</sub> is 3-hydroxypropyl.
52. The compound of any of claims 1-32 wherein R<sub>1</sub> is 2-hydroxypropyl.
53. The compound of any of claims 1-52 wherein R<sub>3</sub> and R<sub>4</sub> are each H.
54. The compound of any of claims 1-52 wherein R<sub>3</sub> is H and R<sub>4</sub> is (C<sub>1</sub>-C<sub>6</sub>)alkyl.
55. The compound of any of claims 1-52 wherein R<sub>3</sub> is H and R<sub>4</sub> is substituted (C<sub>1</sub>-C<sub>6</sub>)alkyl.
56. The compound of any of claims 1-52 wherein R<sub>3</sub> is (C<sub>1</sub>-C<sub>6</sub>)alkyl and R<sub>4</sub> is substituted (C<sub>1</sub>-C<sub>6</sub>)alkyl.
57. The compound of any of claims 1-52 wherein R<sub>3</sub> and R<sub>4</sub> are each substituted (C<sub>1</sub>-C<sub>6</sub>)alkyl.
58. The compound of any of claims 1-57 wherein R<sub>3</sub> and R<sub>4</sub> together is =O.
59. The compound of any of claims 1-57 wherein R<sub>3</sub> and R<sub>4</sub> together is =S.

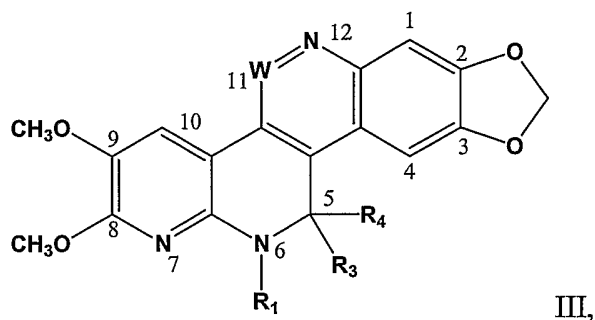
60. The compound of any of claims 1-57 wherein R<sub>3</sub> and R<sub>4</sub> together is =NH.
61. The compound of any of claims 1-57 wherein R<sub>3</sub> and R<sub>4</sub> together is =N-R<sub>2</sub> where R<sub>2</sub> is (C<sub>1</sub>-C<sub>6</sub>)alkyl.
62. The compound of any of claims 1-57 wherein R<sub>3</sub> and R<sub>4</sub> together is =N-R<sub>2</sub> where R<sub>2</sub> is substituted (C<sub>1</sub>-C<sub>6</sub>)alkyl.
63. The compound 13-{2-(dimethylamino)-ethyl}-2,3-dimethoxy-13*H*-8,10-dioxo-5,6,13-triaza-cyclopenta[b]chrysen-12-one, and 13-{2-(dimethylamino)-ethyl}-2,3-dimethoxy-13*H*-8,10-dioxo-6,13-diaza-cyclopenta[b]chrysen-12-one or a pharmaceutically acceptable salt thereof.
64. The compound of claim 1 of the formula II:



II,

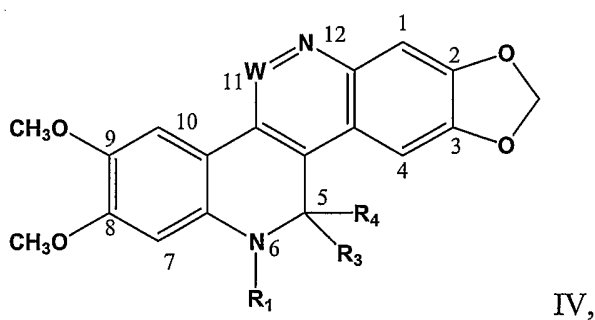
or a pharmaceutically acceptable salt thereof.

65. The compound of claim 1 of the formula III:



or a pharmaceutically acceptable salt thereof.

- 5      66.    The compound of claim 1 of the formula IV:



or a pharmaceutically acceptable salt thereof.

10

67.    A pharmaceutical composition comprising a compound as described in any one of claims 1-66 in combination with a pharmaceutically acceptable diluent or carrier.

15

68.    A method of inhibiting cancer cell growth, comprising administering to a mammal afflicted with cancer, an amount of a compound as described in any one of claims 1-66, effective to inhibit the growth of said cancer cells.

20

69.    A method comprising inhibiting cancer cell growth by contacting said cancer cell in vitro or in vivo with an amount of a compound as described in any one of claims 1-66, effective to inhibit the growth of said cancer cell.

70. A compound as described in any one of claims 1-66 for use in medical therapy.
- 5 71. The compound of claim 70 wherein the therapy is treating cancer.
72. The use of a compound as described in any one of claims 1-66 for the manufacture of a medicament useful for the treatment of cancer.
- 10 73. A method of producing an antibacterial effect in a mammal in need of such treatment comprising administering to the mammal, an amount of a compound as described in any one of claims 1-66, effective to provide an antibacterial effect.
- 15 74. A method of producing an antifungal effect in a mammal in need of such treatment comprising administering to the mammal, an amount of a compound as described in any one of claims 1-66, effective to provide an antifungal effect.
- 20 75. The use of a compound as described in any one of claims 1-66 for the manufacture of a medicament useful for producing an antibacterial, antifungal, antipsoriatic (psoriasis), antiprotozoal, antihelminthic, or antiviral effect in a mammal.
- 25 76. The use of a compound as described in any one of claims 1-66 for the manufacture of a medicament useful for producing an antifungal effect in a mammal.