D. BAXTER.

BEEHIVE.

APPLICATION FILED SEPT. 18, 1919.

1,348,925. Patented Aug. 10, 1920.

FIG 1

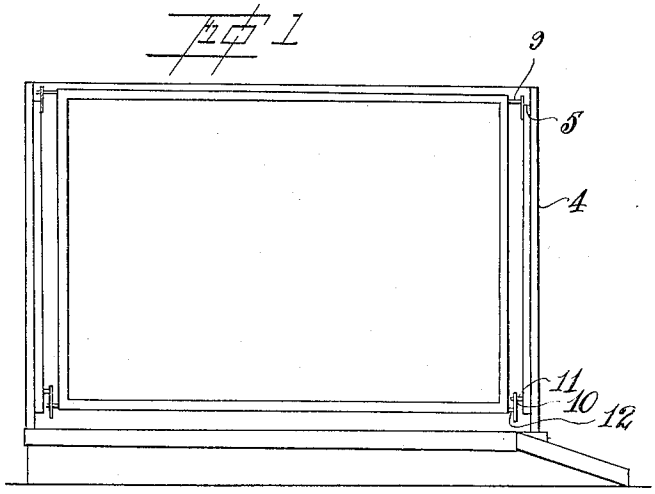

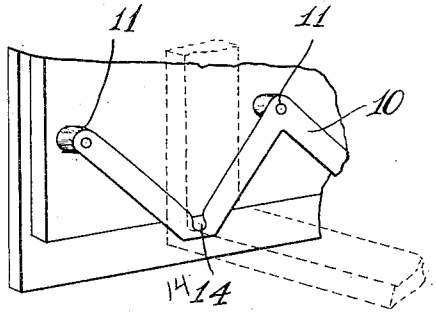

FIG 2

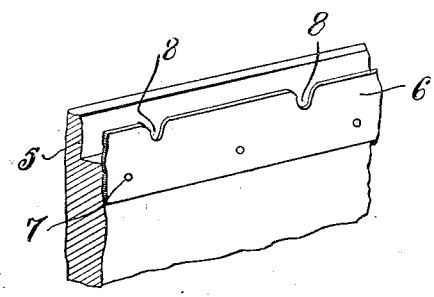

FIG 3

Douglas Baxter
INVENTOR

Harold Kipman
ATTORNEY

UNITED STATES PATENT OFFICE.

DOUGLAS BAXTER, OF THREE RIVERS, QUEBEC, CANADA, ASSIGNOR OF ONE-HALF TO GEORGE HENDERSON, OF THREE RIVERS, CANADA.

BEEHIVE.

1,348,925. Specification of Letters Patent. Patented Aug. 10, 1920.

Application filed September 18, 1919. Serial No. 324,486.

To all whom it may concern:

Be it known that I, DOUGLAS BAXTER, a citizen of the Dominion of Canada, residing at Three Rivers, in the county of St. Maurice, Province of Quebec, Canada, have invented certain new and useful Improvements in Beehives, of which the following is a specification.

This invention relates to improvements in bee hives, and its particular object is to provide a means whereby the frames are properly spaced apart and so held.

A further object is to provide a means whereby the lower end of the frame is provided with a pivot, which, when it strikes a frame attached at the sides near the bottom of the bee hive, will be adjusted in proper relationship to the rest of the frames.

A further object is to provide a means whereby the frames can be easily removed without trouble or injury to the bees.

A still further object is to provide frames which are properly spaced apart in relation to each other and also so hung on metallic spacers that there is no possibility of the bees gumming them up and so make it difficult to withdraw the frames from the hive.

With these and other objects in view, the invention consists in the construction, combination and arrangement of parts as will be hereinafter fully described, illustrated in the accompanying drawings, and pointed out in the claims hereunto appended.

Figure 1 illustrates a side sectional view of my invention.

Fig. 2 shows a detail view of the bottom spacer.

Fig. 3 is a sectional view of the top spacer member.

Referring to the drawings, like numerals designate like parts in the various drawings.

4 indicates a hive, which is made of the usual wooden construction with any suitable top and base. At the top of the ends are grooves as at 5 on their inner face. Attached to the inner side of these ends I provide a metallic spacer 6. This metallic spacer is held securely just below the said groove 5 by the nails 7, thus leaving a part of the spacer 6 to extend above the groove 5. I provide notches 8 in the upper side of said spacer 6. These notches 8 are a sufficient distance apart so that the comb frames may be held the desired distance from one another. Each of the comb frames is provided with a nail 9, which is driven into its upper side so that the nail 9 will engage in one of the notches 8 and thus hold the top of the comb frames in proper spaced relation to each other.

In putting these comb frames in it will be found difficult to have the lower sides engage in similar notches as those shown at 8, and, therefore, I provide an angular spacer member 10, each of the V-shaped portions of which are, as shown in Fig. 2, supported at their upper ends on pivots 11 which extend out somewhat from the ends. Each of the V-shaped portions is notched at 14 at its lower inside end. Each of the comb frames is provided with nails or lugs 12, which are driven into the lower sides and are adapted to engage in the notches 14. It will be noted that in placing the comb frames in proper position it is only necessary to have the nails 12 strike the proper V-shaped portion of the spacer 10 and by letting the comb frame down it will adjust itself into the notch. The top portion can then be placed in its proper notch 8.

It will be seen from this description and from the drawings that the comb frames are practically only supported by four nails which leave it easily adjustable into the proper position, and it does not leave anything for the bees to gum up, which would make it difficult to withdraw the frame from the hive.

From the foregoing it is thought that the construction of my invention will be clearly understood, and, therefore, a more extended explanation has been omitted.

What I claim as new and desire to secure Letters Patent on, is:

1. A bee hive provided with a suitable rectangular side frame, a suitable top and base for said frame, ends of said frames having a notch cut at the upper inside thereof, a metallic spacer attached to said ends to have a portion thereof extending up from the bottom of said notches formed in the upper side of said metallic spacer, said notches being a sufficient distance apart to space the hereinafter mentioned frames in proper relationship to each other, suitable frames adapted to fit inside of said frame, nails driven into the upper side of each end, said nails being adapted to hang in said notches of said metallic spacer, an

angular spacer of V-shaped form, the upper end of said V-shaped form being attached to studs driven into the ends of said frame, notches formed in the lower inside end of said V-shaped portions, nails driven into the lower sides of said frame and extending out from the ends thereof, said nails engaging in said notches.

2. A bee hive consisting of a suitable frame provided with a top and base, frames adapted to be positioned inside of said frame, metallic spacers held at the top of the ends of said frame having suitable notches in spaced relationship to each other, a metallic angular spacer pivotally supported across near the bottom of said ends, each downwardly extending angular portion of last said spacer being provided with a notch on its inner side, said frames being provided with suitable hanger members adapted to engage at its top in the first said notches and at its lower side in second said notches so as to be properly adjusted and spaced apart.

3. A hive having grooves at the top of its ends, upon the inner faces thereof, spacers on the inner sides of said ends, just below said grooves and provided with notches, combined with a comb frame having projecting means to engage in said notches, an angular spacer at the bottom of said ends with V-shaped portions having notches, and means on said frame engaged in said last-named notches.

In testimony whereof I affix my signature in the presence of two witnesses.

D. BAXTER.

Witnesses:
B. D. BAXTER,
T. SAAMON.