



US00D679628S

(12) **United States Design Patent**  
**Darwish et al.**

(10) **Patent No.:** **US D679,628 S**

(45) **Date of Patent:** **\*\* Apr. 9, 2013**

(54) **AUTOMOBILE**

(75) Inventors: **Saied Mohamed Hassan Darwish,**  
Riyadh (SA); **Abdulrahman**  
**Al-Ahmari,** Riyadh (SA); **Khalid**  
**Al-Saleh,** Riyadh (SA); **Abdelmohsen**  
**Al-Badah,** Riyadh (SA)

(73) Assignee: **King Saud University,** Riyadh (SA)

(\*\*) Term: **14 Years**

(21) Appl. No.: **29/361,836**

(22) Filed: **May 15, 2010**

(51) **LOC (9) Cl.** ..... **12-08**

(52) **U.S. Cl.**  
USPC ..... **D12/91**

(58) **Field of Classification Search** ..... D12/86,  
D12/90-92, 88; D21/424, 433, 434; 296/181.1,  
296/181.5

See application file for complete search history.

(56) **References Cited**

U.S. PATENT DOCUMENTS

D411,815 S *	7/1999	Yamamoto et al. ....	D12/91
D532,338 S *	11/2006	Arai et al. ....	D12/91
D615,457 S *	5/2010	Booth ....	D12/91
D618,138 S *	6/2010	Yamaguchi et al. ....	D12/91
D622,633 S *	8/2010	Nakamura et al. ....	D12/91

\* cited by examiner

*Primary Examiner* — Melody Brown

(74) *Attorney, Agent, or Firm* — Hart IP Law & Strategies


(57) **CLAIM**


An ornamental design for an automobile, as shown and described.

**DESCRIPTION**


FIG. 1 is a left side elevational view of an automobile body showing our new design;  
FIG. 2 is a front elevational view thereof;  
FIG. 3 is a rear elevational view thereof;  
FIG. 4 is a right side elevational view thereof;  
FIG. 5 is a left side perspective view thereof; and,  
FIG. 6 is a top perspective view thereof.

**1 Claim, 4 Drawing Sheets**

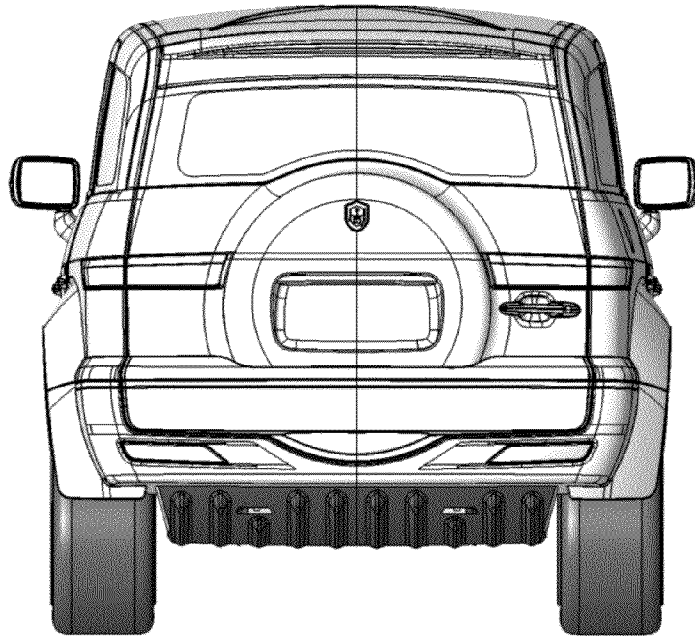





**Fig. 1**




**Fig. 2**




**Fig. 3**



**Fig. 4**



**Fig. 5**



**Fig. 6**