



US00D525901S

(12) **United States Design Patent**
Hardy

(10) **Patent No.:** **US D525,901 S**

(45) **Date of Patent:** **** Aug. 1, 2006**

(54) **CHARM**

(75) Inventor: **Pierre Hardy**, Paris (FR)

(73) Assignee: **Hermes Sellier**, Paris (FR)

(**) Term: **14 Years**

(21) Appl. No.: **29/236,554**

(22) Filed: **Aug. 16, 2005**

(30) **Foreign Application Priority Data**

Feb. 17, 2005 (WO) DM/066 470

(51) **LOC (8) Cl.** **11-01**

(52) **U.S. Cl.** **D11/81**

(58) **Field of Classification Search** D11/1-2,
D11/7, 40-44, 46-49, 53, 56-57, 59-61,
D11/63, 65, 79-83, 86-87, 89-90, 99, 91-92,
D11/101, 106, 114-116, 200-201; 63/1.11,
63/18-20; D3/207-211

See application file for complete search history.

(56) **References Cited**

U.S. PATENT DOCUMENTS

277,339 A * 5/1883 Pine 29/896.41

D23,857 S * 12/1894 Rhodes D11/81
D136,753 S * 11/1943 Lyon D3/249
D302,957 S * 8/1989 Saxon D11/80
D324,189 S * 2/1992 Makoshi D11/80
D474,127 S * 5/2003 Potter et al. D11/81

OTHER PUBLICATIONS

Rio Grande Gems and Findings Aug. 2003-Aug. 2004
Catalog, items C, D & E on p. 462.*

* cited by examiner

Primary Examiner—Ralf Seifert

(74) *Attorney, Agent, or Firm*—Darby & Darby

(57) **CLAIM**

The ornamental design for charm, as shown and described.

DESCRIPTION

FIG. 1 is a front perspective view of a charm showing my
new design;

FIG. 2 is a front elevation view thereof;

FIG. 3 is a left side elevation view thereof;

FIG. 4 is a top plan view thereof; and,

FIG. 5 is a bottom plan view thereof.

1 Claim, 2 Drawing Sheets



FIGURE 1



FIGURE 2

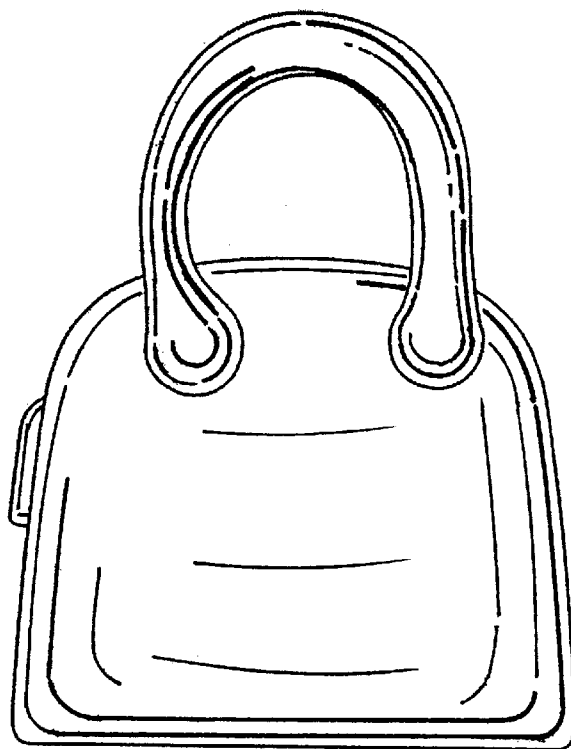


FIGURE 3

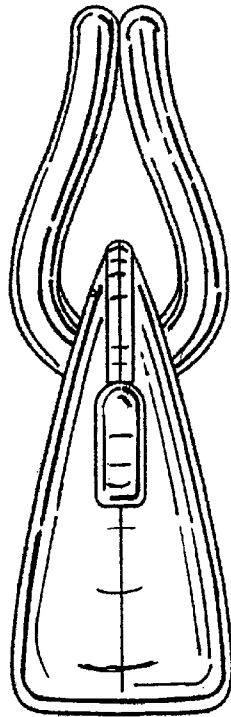


FIGURE 4

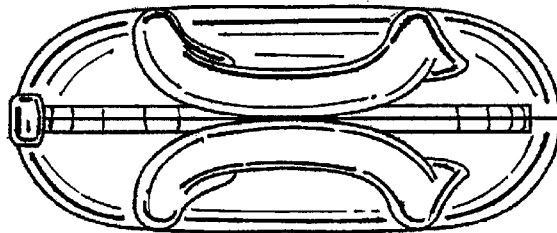


FIGURE 5

