



INTERNATIONAL APPLICATION PUBLISHED UNDER THE PATENT COOPERATION TREATY (PCT)

(51) International Patent Classification ⁶ : C07F 9/32, 9/547, 9/6512	A1	(11) International Publication Number: WO 98/15563 (43) International Publication Date: 16 April 1998 (16.04.98)
(21) International Application Number: PCT/US97/18323 (22) International Filing Date: 9 October 1997 (09.10.97) (30) Priority Data: 60/028,154 9 October 1996 (09.10.96) US 60/038,360 13 February 1997 (13.02.97) US (71) Applicant: CODON PHARMACEUTICALS, INC. [US/US]; 200 Perry Parkway, Gaithersburg, MD 20877 (US). (72) Inventors: PANKIEWICZ, Krzysztof, W.; 9313 Willow Creek Drive, Gaithersburg, MD 20879 (US). LESIAK, Krystyna; 15 Brassie Court, Gaithersburg, MD 20879 (US). WATAN- ABE, Kyoichi, A.; 808 Gallop Hill Road #I, Gaithersburg, MD 20879 (US). (74) Agent: KARTA, Glenn, E.; Codon Pharmaceuticals, Inc., 200 Perry Parkway, Gaithersburg, MD 20877 (US).		(81) Designated States: AL, AU, BA, BB, BG, BR, CA, CN, CU, CZ, EE, GE, HU, IL, IS, JP, KP, KR, LC, LK, LR, LT, LV, MG, MK, MN, MX, NO, NZ, PL, RO, SG, SI, SK, SL, TR, TT, UA, UZ, VN, YU, ARIPO patent (GH, KE, LS, MW, SD, SZ, UG, ZW), Eurasian patent (AM, AZ, BY, KG, KZ, MD, RU, TJ, TM), European patent (AT, BE, CH, DE, DK, ES, FI, FR, GB, GR, IE, IT, LU, MC, NL, PT, SE), OAPI patent (BF, BJ, CF, CG, CI, CM, GA, GN, ML, MR, NE, SN, TD, TG). Published <i>With international search report.</i> <i>Before the expiration of the time limit for amending the</i> <i>claims and to be republished in the event of the receipt of</i> <i>amendments.</i>
(54) Title: TETRAPHOSPHONATE BICYCLIC TRISANHYDRIDES (57) Abstract Disclosed are the synthetic processes for novel bicyclic tris(anhydride)s useful as intermediates in the synthesis of biologically active compounds, and the compounds which may be synthesized from such intermediates.		

FOR THE PURPOSES OF INFORMATION ONLY

Codes used to identify States party to the PCT on the front pages of pamphlets publishing international applications under the PCT.

AL	Albania	ES	Spain	LS	Lesotho	SI	Slovenia
AM	Armenia	FI	Finland	LT	Lithuania	SK	Slovakia
AT	Austria	FR	France	LU	Luxembourg	SN	Senegal
AU	Australia	GA	Gabon	LV	Latvia	SZ	Swaziland
AZ	Azerbaijan	GB	United Kingdom	MC	Monaco	TD	Chad
BA	Bosnia and Herzegovina	GE	Georgia	MD	Republic of Moldova	TG	Togo
BB	Barbados	GH	Ghana	MG	Madagascar	TJ	Tajikistan
BE	Belgium	GN	Guinea	MK	The former Yugoslav Republic of Macedonia	TM	Turkmenistan
BF	Burkina Faso	GR	Greece			TR	Turkey
BG	Bulgaria	HU	Hungary	ML	Mali	TT	Trinidad and Tobago
BJ	Benin	IE	Ireland	MN	Mongolia	UA	Ukraine
BR	Brazil	IL	Israel	MR	Mauritania	UG	Uganda
BY	Belarus	IS	Iceland	MW	Malawi	US	United States of America
CA	Canada	IT	Italy	MX	Mexico	UZ	Uzbekistan
CF	Central African Republic	JP	Japan	NE	Niger	VN	Viet Nam
CG	Congo	KE	Kenya	NL	Netherlands	YU	Yugoslavia
CH	Switzerland	KG	Kyrgyzstan	NO	Norway	ZW	Zimbabwe
CI	Côte d'Ivoire	KP	Democratic People's Republic of Korea	NZ	New Zealand		
CM	Cameroon		Republic of Korea	PL	Poland		
CN	China	KR	Republic of Korea	PT	Portugal		
CU	Cuba	KZ	Kazakstan	RO	Romania		
CZ	Czech Republic	LC	Saint Lucia	RU	Russian Federation		
DE	Germany	LI	Liechtenstein	SD	Sudan		
DK	Denmark	LK	Sri Lanka	SE	Sweden		
EE	Estonia	LR	Liberia	SG	Singapore		

TETRAPHOSPHONATE BICYCLIC TRISANHYDRIDES

CROSS REFERENCE TO RELATED APPLICATIONS

5 This application is a continuation-in-part of application Serial No. 60/028,154 filed October 9, 1996, and of application Serial No. 60/038,360 filed February 13, 1997.

10 STATEMENT REGARDING FEDERALLY SPONSORED
RESEARCH OR DEVELOPMENT

Not Applicable

BACKGROUND OF THE INVENTION

15

1. Field of the Invention

The present invention relates to novel bicyclic tris(anhydride)s (BTAs) useful as intermediates in the synthesis of biologically active compounds, and the
20 compounds which may be synthesized from such intermediates.

2. Description of Related Art

P¹,P²-disubstituted pyrophosphate derivatives play an important role in a variety of biochemical transformations.
25 For example, nicotinamide adenine dinucleotide (NAD) and flavin adenine dinucleotide (FAD) serve as the major electron carriers in biological dehydrogenations, whereas another pyrophosphate, coenzyme A (CoA), is a universal carrier of acyl groups. Cytidine diphosphodiacylglycerol
30 (CDP-diacylglycerol), cytidine diphosphocholine (CDP-choline) and cytidine diphosphoethanolamine (CDP-ethanolamine) are activated intermediates in the *de novo* synthesis of various phospholipids. UDP-glucose, UDP-galactose as well as some purine dinucleotide sugars such
35 as GDP-mannose serve as cofactors in many sugar transfer processes. Finally, mono- and poly(ADP-ribose) derivatives

which modulate the function of proteins, as well as cyclic ADP-ribose which influences calcium metabolism, also contain the pyrophosphate moiety.

It has long been sought to develop a simple method to synthesize isosteric methylenebis(phosphonate) analogues of the above biologically important P^1, P^2 -disubstituted pyrophosphates, because such analogues, in which the pyrophosphate oxygen is replaced by a methylene group, preserve the shape, size and electronic charge of the natural counterpart significantly, and provide derivatives with modified biochemical properties at a particular site. For example, in contrast to the pyrophosphate bond (P^1-O-P^2), the $P^1-CH_2-P^2$ linkage of methylenebis(phosphonate)s cannot be hydrolyzed by the enzymes that cleave the pyrophosphate bond. Another advantage of phosphonates as phosphate mimics is their ability to penetrate cell membranes (Miller and Tso, *Anti-Cancer Drug Design*, **1987**, 2, 117; Bergstrom, et al., *Nucleosides, Nucleotides*, **1987**, 6, 53; Bergstrom and Shum, *J. Org. Chem.*, **1988**, 53, 3953).

Currently, no practical method is available for the synthesis of P^1, P^2 -disubstituted methylenebis(phosphonate) analogues of natural cofactors and ADP-ribose derivatives. Only a few such compounds have been synthesized in low yields after lengthy and tedious processes. For example, methylenebis(phosphonate) analogues of ADP-glucose, UDP-galactose, and GDP-mannose were prepared as potential inhibitors of glycosyl transferase. Activation of the corresponding pyranosyl-1-methylenebis(phosphonate) with 1-(mesitylene-2-sulfonyl)-3-nitro-1,2,4-triazole (MSTN) and coupling with an appropriate nucleoside derivative afforded the desired compounds only in moderate yields (32-48%) which made the isolation of pure compounds a rather difficult and time consuming process (Vaghefi, et al., *J. Med. Chem.*, **1987**, 30, 1391). The methylenebis(phospho-

nate) analogue of thiazole-4-carboxamide adenine dinucleotide, β -methylene-TAD, was synthesized in 36% yield by dicyclohexylcarbodiimide (DCC) catalyzed coupling of protected thiazofurin with adenosine 5'-methylene bis(phosphonate). Again, purification of this compound from the mixture was quite cumbersome. It was found that β -methylene TAD is a potent inhibitor of inosine monophosphate dehydrogenase (IMPDH) (Marquez, et al., *J. Med. Chem.* **1986**, 29, 1726).

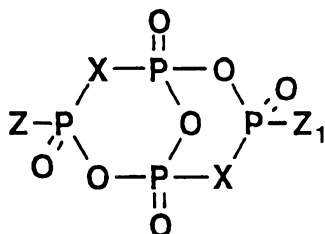
Inosine monophosphate dehydrogenase (IMPDH) catalyzes the NAD dependent conversion of inosine 5' monophosphate (IMP) to xanthosine monophosphate. Two forms of the enzyme are found in mammalian cells, each encoded by distinct cDNAs (Natsumeda, Y. et al., *J. Biol. Chem.*, **1990**, 265, 5292-5295). Type I is expressed constitutively, while the levels of type II are markedly increased in tumor cells and activated lymphocytes. Conversely, when tumor cells are induced to differentiate, transcripts of type II decline to below those of type I.

Mycophenolic acid (MPA) is the most potent inhibitor of IMPDH (Carr, et al. *J. Biol. Chem.* **1993**, 268, 27286-27290). It blocks B and T lymphocyte proliferation and has been used as an immunosuppressant (Wu, J.C. In *Perspectives in Drug Discovery and Design*, Wyvratt, M. J.; Sigal, N. H., Eds.; ESCOM Science Publ., Leiden, **1994**, Vol. 2, pp 185-204), although it is inactive against tumors due to its quick conversion into the inactive β -glucuronide after administration (Franklin, et al. *Cancer Res.*, **1996**, 56, 984-987). MPA inhibits IMPDH with even better specificity against the type II isoform dominant in cancer cells (K_i = 6-10 nM) than type I expressed in normal cells (K_i = 33-37 nM) (Carr, et al., *loc cit.*). When the MPA binds to the cofactor moiety of IMPDH, it resembles that of nicotinamide mononucleotide (NMN) with a carboxyl group positioned at the space occupied by the phosphoryl group of

NMN (Sintchak, et al., Cell, 1996, 85, 921-930).

SUMMARY OF THE INVENTION

In one aspect, the present invention relates to a
5 compound having the following structure:

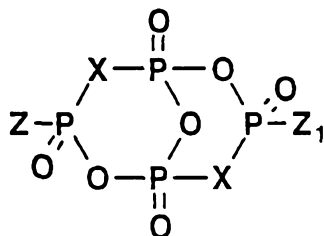


wherein

Z and Z₁ are the same or different and are alkyl,
10 aralkyl, aryl, aminoalkyl, alkyloxy, aralkyloxy,
alkylamino, aralkylamino, arylamino, alkylmercaptan,
aralkylmercaptan, arylmercaptan, carbohydrate, nucleoside,
a mycophenolic acid residue or derivative, steroid, or
substituted glyceride; and
15 X is methylene (-CH₂-), mono- or di-halo methylene, or
-NR-, where R is H or alkyl.

In another aspect, the present invention provides a
method for the preparation of a compound having the
following structure:

20

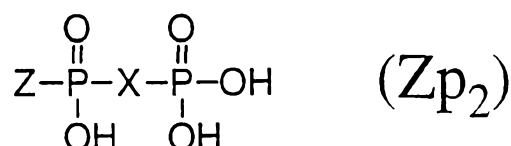


wherein

Z and Z₁ are the same or different and are alkyl,
aralkyl, aryl, aminoalkyl, alkyloxy, aralkyloxy,

alkylamino, aralkylamino, arylamino, alkylmercaptan, aralkylmercaptan, arylmercaptan, carbohydrate, nucleoside, a mycophenolic acid residue or derivative, steroid, or substituted glyceride; and

5 X is methylene ($-\text{CH}_2-$), mono- or di-halo methylene, or $-\text{NR}-$, where R is H or alkyl; which method comprises reacting a compound having the following structure:

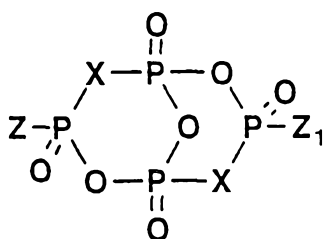


10

wherein Z and X are as described, with a dehydrating agent.

In another aspect, the present invention provides a method for the preparation of a compound having the

15 following structure:



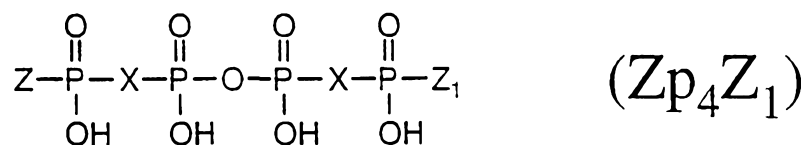
wherein

Z and Z_1 are the same or different and are alkyl, aralkyl, aryl, aminoalkyl, alkyloxy, aralkyloxy, alkylamino, aralkylamino, arylamino, alkylmercaptan, aralkylmercaptan, arylmercaptan, carbohydrate, nucleoside, a mycophenolic acid residue or derivative, steroid, or substituted glyceride; and

20 X is methylene ($-\text{CH}_2-$), mono- or di-halo methylene, or $-\text{NR}-$, where R is H or alkyl; which method comprises reacting a compound having the

25

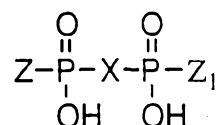
following structure:



5 wherein Z, Z₁ and X are as defined above, with a dehydrating agent.

In another aspect, the present invention provides a method for the preparation of a compound having the following structure:

10

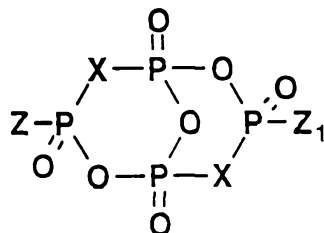


wherein

Z and Z₁ are the same or different and are alkyl, aralkyl, aryl, aminoalkyl, alkyloxy, aralkyloxy, alkylamino, aralkylamino, arylamino, alkylmercaptan, aralkylmercaptan, arylmercaptan, carbohydrate, nucleoside, steroid, a mycophenolic acid residue or derivative or substituted glyceride; and

20 X is methylene (-CH₂-), mono- or di-halo methylene, or -NR-, where R is H or alkyl;

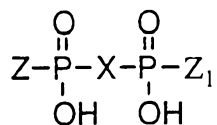
which method comprises reacting a compound having the following structure:



25

wherein Z, Z₁ and X are as defined above, with a nucleophilic agent.

In another aspect, the present invention provides compounds having the following structure:

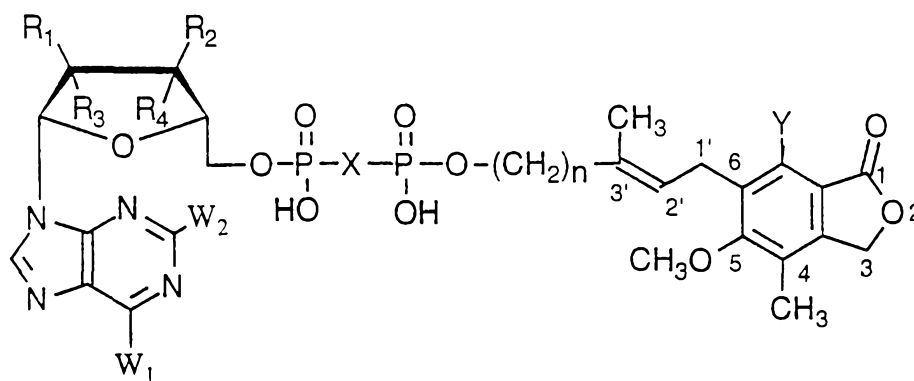


wherein

Z and Z₁ are the same or different and are alkyl, aralkyl, aryl, aminoalkyl, alkyloxy, aralkyloxy, alkylamino, aralkylamino, arylamino, alkylmercaptan, aralkylmercaptan, arylmercaptan, carbohydrate, nucleoside, steroid, a mycophenolic acid residue or derivative, or substituted glyceride; and

X is methylene (-CH₂-), mono- or di-halo methylene, or -NR-, where R is H or alkyl.

In another aspect, the present invention provides compounds having the following structure:



wherein

each of R₁, R₂, R₃, and R₄ is independently H, OH or F;

X is O, S, mono- or di-halomethylene, or NR wherein R is H or alkyl, or CH₂;

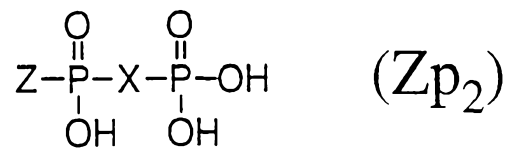
Y is OH, SH or F; and
 each of W_1 and W_2 is independently H, OH, =O, OR, SH, SR, NH_2 , NHR or NR_2 , wherein R is C_1 - C_5 alkyl and n is an integer from 1 to 5.

5

DESCRIPTION OF THE PREFERRED EMBODIMENTS

The present invention provides new, versatile intermediates for synthesis of numerous P^1, P^2 -disubstituted methylene- and mono- or difluoro- or amino-methylene-
 10 bis(phosphonate)s of biological importance. The intermediate compounds may be prepared by action of a dehydrating agent on a P^1 -mono-substituted phosphonomethylenephosphonate ($Z-P^1-CH_2-P_2-OH$ or Zp_2) having the following structure:

15

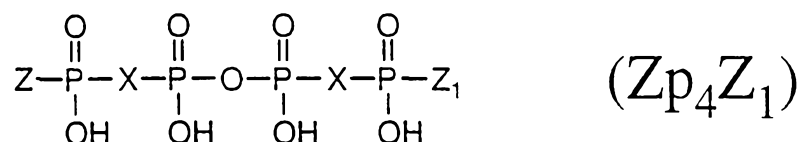


wherein Z is aralkyl, aryl, aminoalkyl, alkyloxy, aralkyloxy, alkylamino, aralkylamino, arylamino, alkylmercaptan, aralkylmercaptan, arylmercaptan, carbohydrate, nucleoside, steroid, or substituted
 20 glyceride; and X is methylene ($-CH_2-$), mono- or di-halo methylene, or $-NR-$, where R is H or alkyl. There are many suitable dehydrating agents which would be apparent to one of ordinary skill. Preferred dehydrating agents include carbodiimides, particularly 1,3-dicyclohexylcarbodiimide (DCC) or 1,3-diisopropylcarbodiimide.

25

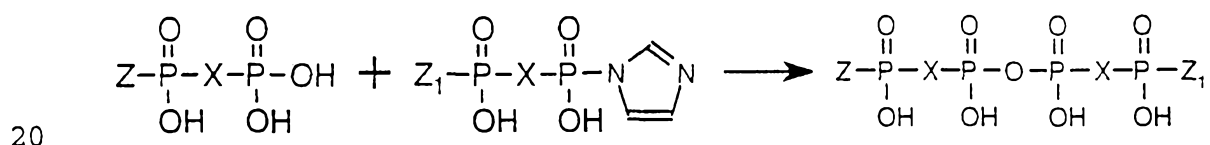
The intermediates of the present invention may also be
 30 prepared by dehydration of a P^1, P^4 -disubstituted- $P^1:P^2, P^2:P^4$ -dimethylene tetrakis(phosphonic) anhydride ($Z-P^1-CH_2-P^2-O-$

P³-CH₂-P⁴-Z₁ or Zp₄Z₁) having the following structure:



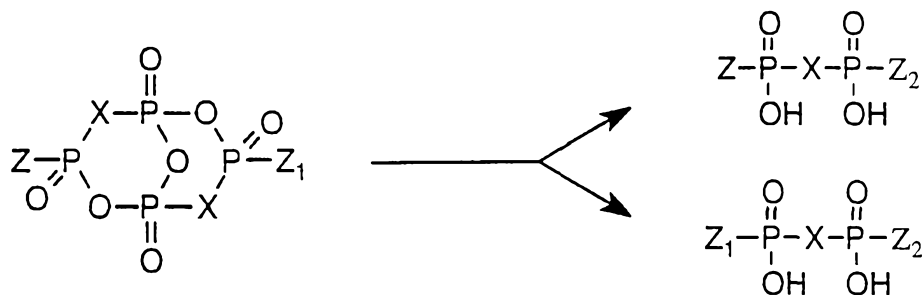
5 wherein Z and Z₁ are the same or different and are alkyl, aralkyl, aryl, aminoalkyl, alkyloxy, aralkyloxy, alkylamino, aralkylamino, arylamino, alkylmercaptan, aralkylmercaptan, arylmercaptan, carbohydrate, nucleoside, a mycophenolic acid residue or derivative, steroid, or
10 substituted glyceride; and X is methylene (-CH₂-), mono- or di-halo methylene, or -NR-, where R is H or alkyl.

The above Zp₄Z₁ analogues can be prepared from the corresponding methylenebis(phosphonate)s (Zp₂ or Z₁p₂) by
15 reaction with a dehydrating agent, such as DCC, to give a symmetrical Zp₄Z or Z₁p₄Z₁. Alternatively, the Zp₂ can be activated with imidazole and reacted with Z₁p₂ to give an unsymmetrical derivative Zp₄Z₁:



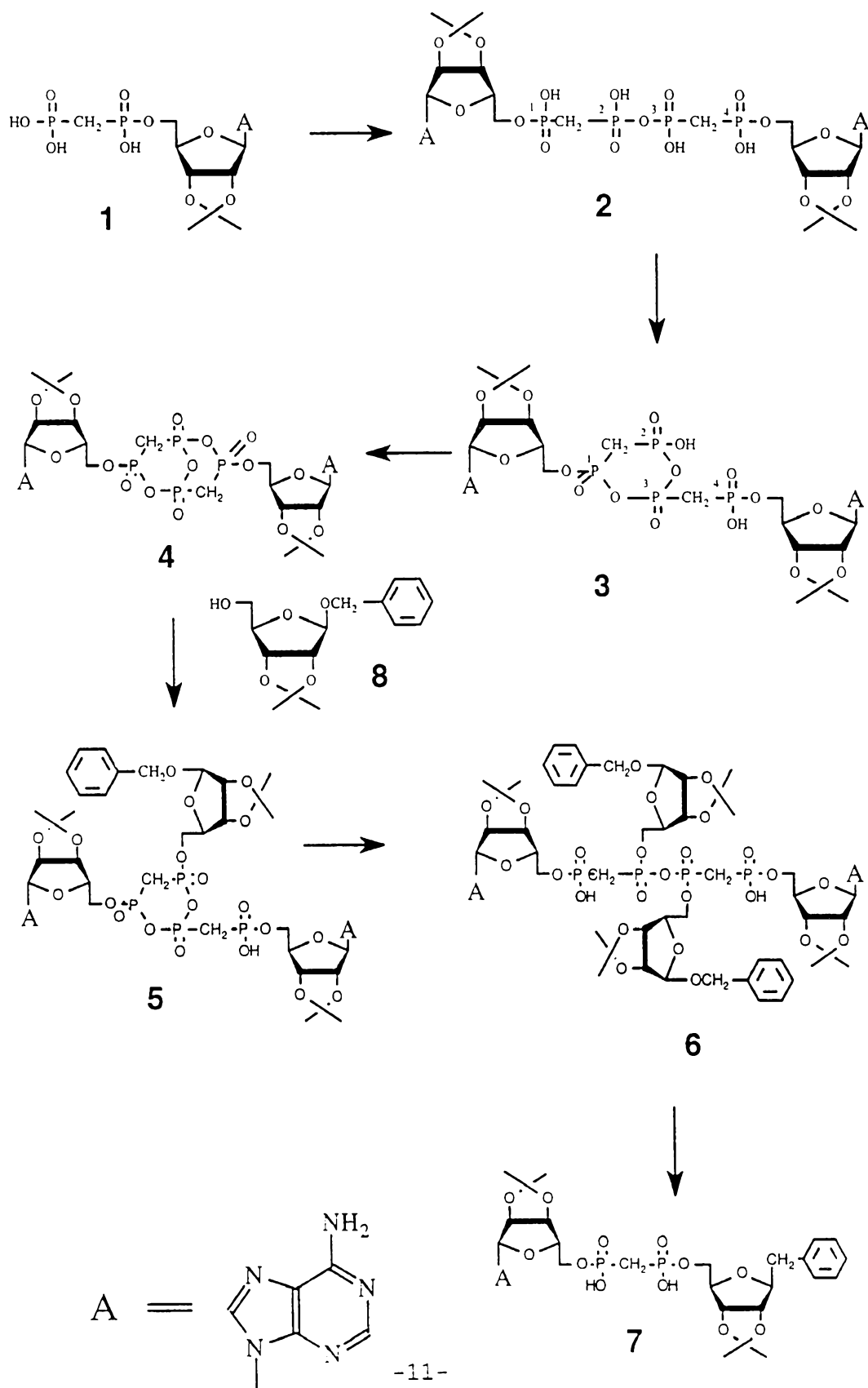
20

Such an unsymmetrical tetrakis(phosphonate) analogue can be further dehydrated to give the corresponding mixed bicyclic
25 tris(anhydride), BTA, which upon reaction with an appropriate nucleophilic reagent Z₂ gives two different pyrophosphate analogues: Zp₂Z₂ and Z₁p₂Z₂.



wherein Z₂ is aralkyl, aryl, aminoalkyl, alkyloxy, aralkyloxy, alkylamino, aralkylamino, arylamino, alkylmercaptan, aralkylmercaptan, arylmercaptan, carbohydrate, nucleoside, a mycophenolic acid residue or derivative, steroid, or substituted glyceride; and X is as described above.

During the course of studies on the reaction of 2',3'-O-isopropylideneadenosin-5'-ylphosphonomethylenephosphonic acid (**1**, Scheme 1) with DCC, the inventors developed a very unique intermediate with the bicyclic[3.3.1] system (**4**) which is highly susceptible to nucleophilic attack to produce readily a number of P¹,P²-disubstituted methylenebis (phosphonate)s. Scheme 1 exemplifies the synthesis of a P¹-(adenosin-5'-yl)-P²-(benzyl β-D-ribofuranosid-5-yl)-methylenebis(phosphonate) derivative **7** in very high yield with a novel mechanism.

Scheme 1

Reaction of (**1**, Ap₂) with DCC afforded bis(2',3'-O-isopropylidene-adenosine-5'-phosphonomethylenephosphonyl) anhydride (**2**), an analogue of P¹,P⁴-diadenosine tetraphosphate (Ap₄A) which was reported by Blackburn et al. (Blackburn, G.M.; Guo, M-J.; McLennan, A.G. in "*Ap₄A and Other Dinucleoside Polyphosphates*", McLennan, A.G. ed., CRC Press, Inc., Boca Raton, 1994, Chapter 11, pp. 313-314). However, when 3-4 equivalents of DCC were used, it was discovered that P¹,P³-dehydration of **2** took place leading to the formation of cyclic anhydride **3**. Moreover, further dehydration between P² and P⁴ occurred surprisingly to give rise to bicyclic trisanhydride (BTA) **4**. Such BTA could be also prepared from isolated Ap₄A analogue **2**. The uncharged BTA **4** could not be isolated due to its susceptibility to hydrolysis. However, its presence could be detected by ³¹P NMR. Thus, the ³¹P NMR spectrum of **4** contained multisignal resonances in three broad regions of δ -0.5 - 2.2, 6.0 - 8.0, and 12.8 - 17.6 ppm. Since all four phosphorus atoms in the structure of **4** are chiral, such multisignal resonances should be expected. The non-equivalence of phosphorus atoms P¹ and P⁴ in the bicyclic structure of **4** is further extended due to substitution on P¹ and P⁴ by the chiral adenosyl moiety. All these characteristics contribute to such complicated phosphorus NMR feature.

The assignment of the structure of BTA **4** was further confirmed by its hydrolysis with H₂¹⁸O to the corresponding Ap₄A analogue **2** and further to the starting monoester of methylenebis(phosphonic) acid **1**. These compounds were separated by preparative HPLC and subjected to MS (ES) analyses. The molecular weight of **2** was established as 916 by the presence of the M-H ion at m/z 915 and doubly charged (M-2H)⁻² at m/z 457. Thus, the conversion of **4**

into **2** resulted, as expected, in incorporation of two H_2^{18}O molecules. The MS of monoester of methylenebis(phosphonic acid) **1** indicated the incorporation of one or two ^{18}O atoms by the presence of M-H ion at m/z 466 and 468.

5 The chemical reactivity of BTA **4** also confirmed its structure assignments. Reaction of **4** with benzyl 2,3-O-isopropylidene- β -D-ribofuranoside **8** occurred smoothly due to the uncharged BTA **4**. Thus, the corresponding ester of $\text{P}^1, \text{P}^2, \text{P}^3, \text{P}^4$ -bis(methylenebisphosphonate) analogue of Ap_4A

10 (**6**) was detected as a single product by ^{31}P NMR. The multisignal resonances of **4** collapsed into two broad signals of **6** showing the characteristic AA'XX' system of Ap_4A analogues. Such reactivity can be explained by the greater susceptibility of phosphorus atoms P^2 and P^3 than P^1

15 and P^4 in the bicyclic structure of **4** to nucleophilic attack. Indeed, this should be expected since not only do adenosine moieties provide steric hindrance for P^1 and P^4 but also electronic effects favor attacking the P^2 and P^3 atoms rather than P^1 and P^4 . The P^2 and P^3 phosphorus atoms

20 of **4** are connected through the pyrophosphate bond to each other and to the P^4 and P^1 , respectively, through the second pyrophosphate linkage. Therefore, the P^2 and P^3 , which participate in the formation of such phosphorus bisanhydride, are more electron deficient (i.e., more

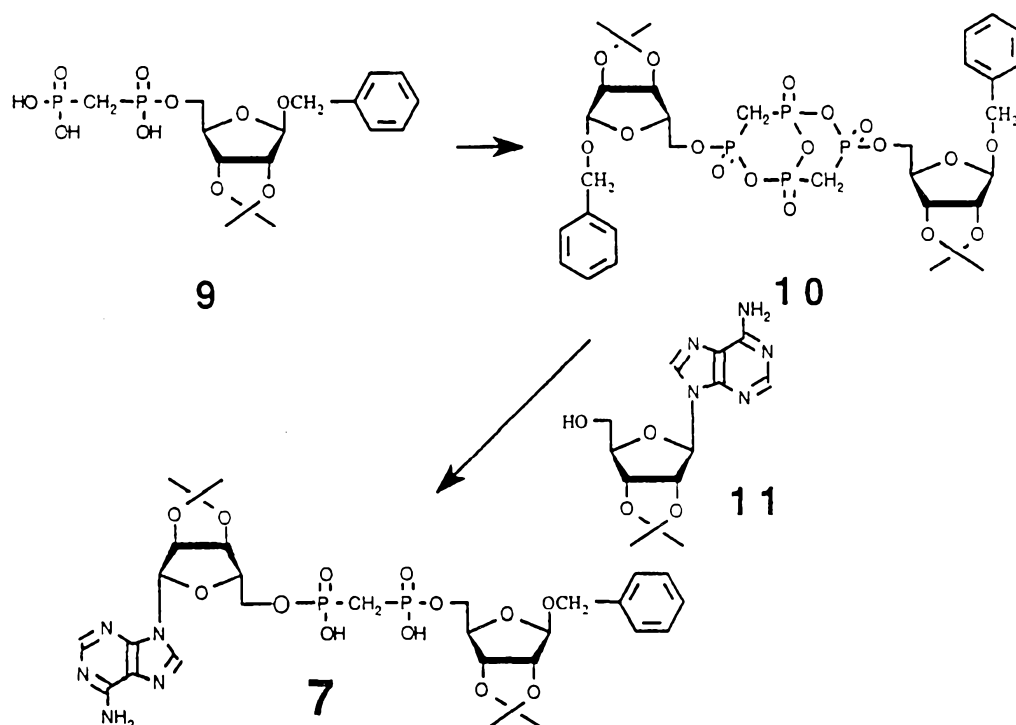
25 susceptible to nucleophilic attack) than the corresponding P^1 and P^4 atoms linked to adenosine via ester bond. The stoichiometry of **4** to **6** conversion shows that substitution of phosphorus P^2 (alternatively P^3) should result in the formation of intermediate **5** by breaking the $\text{P}^2\text{-O-P}^4$ (or $\text{P}^1\text{-O-P}^3$) pyrophosphate bond rather than $\text{P}^2\text{-O-P}^3$ linkage. The

30 pyrophosphate bond $\text{P}^2\text{-O-P}^3$ in **5** is left intact to allow the second nucleophilic attack of **8** on still uncharged phosphorus atom P^3 of **5** to give derivative **6**.

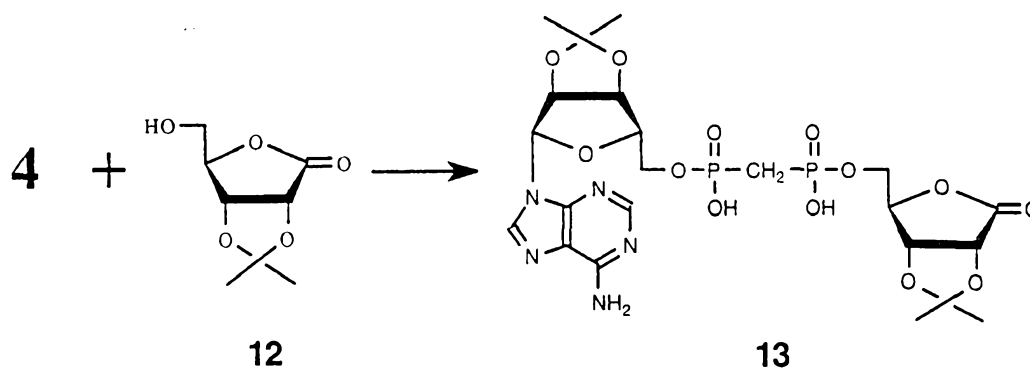
Alternatively, the concerted attack on P² and P³ atoms would also give derivative **6** (see Scheme 1).

After hydrolysis with water, two equivalents of the desired ADP-ribose derivative **7** were obtained from one molecule of **6** in almost quantitative yield. Gram amounts of ADP-ribose derivative **7** can be obtained by this procedure since the crude product does not require HPLC purification.

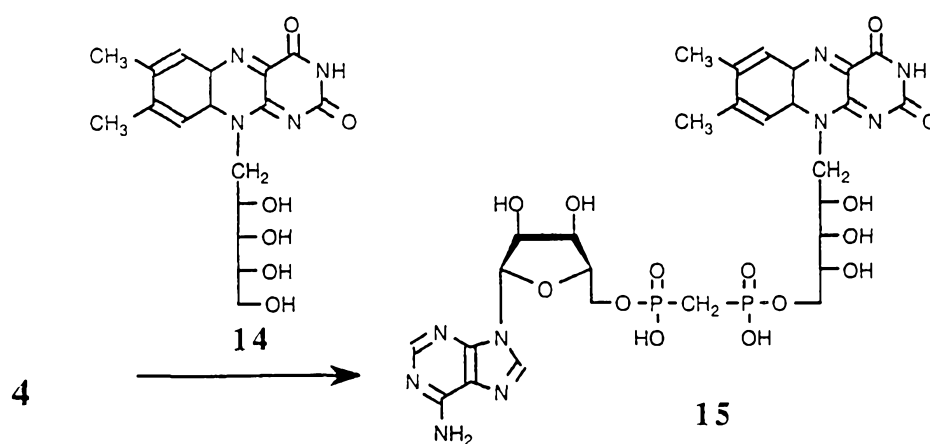
The same ADP-ribose **7** can be obtained by activation of benzyl 2,3-O-isopropylidene β-D-ribofuranosid-5-yl-phosphonomethylenephosphonic acid (**9**) with DCC followed by reaction with 2',3'-O-isopropylidene-adenosine (**11**). The active intermediate is now BTA **10**.



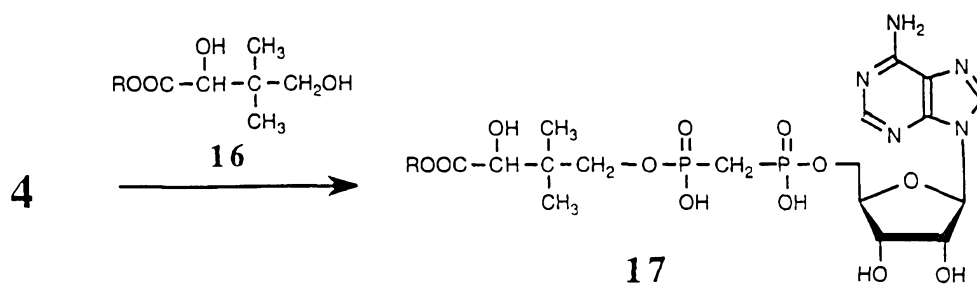
In a similar manner the reaction of BTA **4** with 2,3-O-isopropylidene D-ribonolactone **12** afforded the methylene-bis(phosphonate) analogue of ADP-ribonolactone **13**. ADP-ribonolactone is the known transition state inhibitor of ADP-ribosylation.



In a similar manner riboflavin (**14**) reacted with BTA **4** to give the corresponding methylenebis(phosphonate) analogue of flavin adenine dinucleotide (FAD).



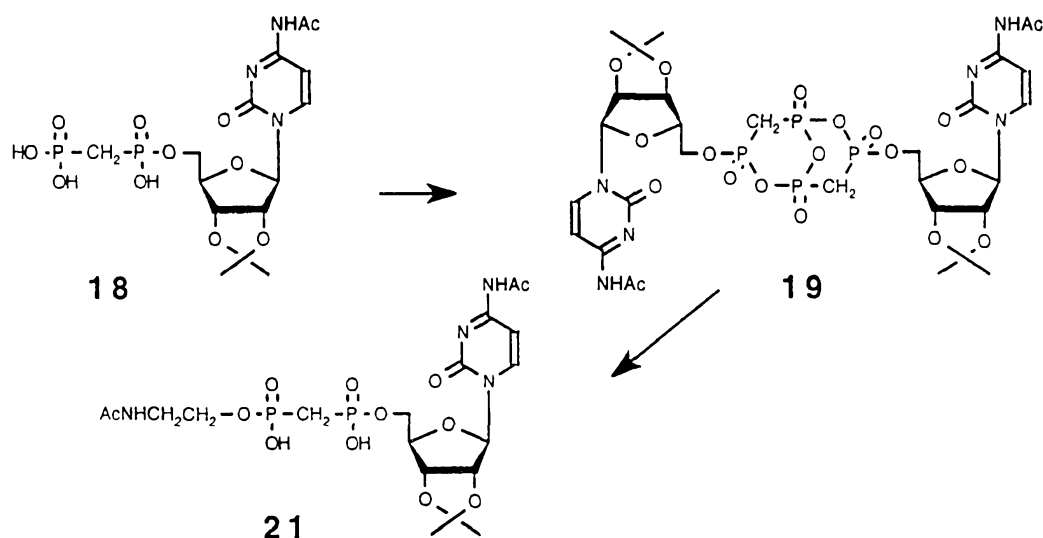
Similarly, reaction of BTA **4** with pantothenic acid derivative (**16**) afforded the methylenebis(phosphonate) analogue related to dephospho CoA (**17**).



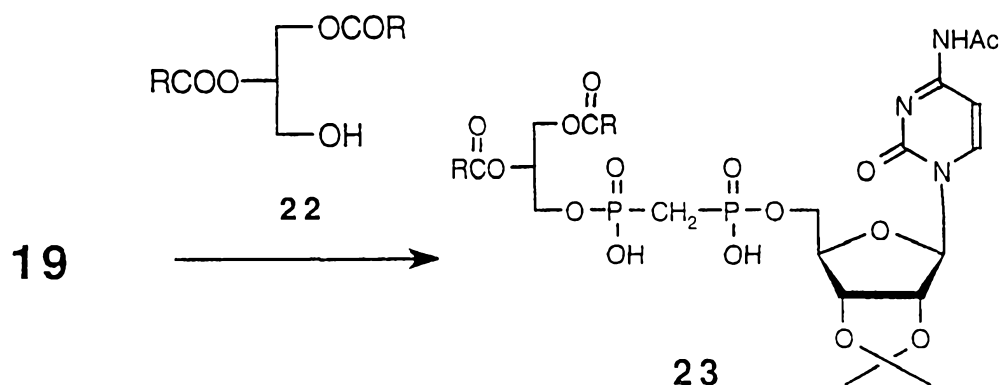
The formation of such BTAs is not limited to **4** or **10**.

Virtually any monosubstituted methylenebis(phosphonate) Zp_2 (wherein Z can be alkyl, alkyloxy, carbohydrate, nucleoside, terpene, etc.) or the tetraphosphate analogue Zp_4Z (Z defined above) can be converted into the

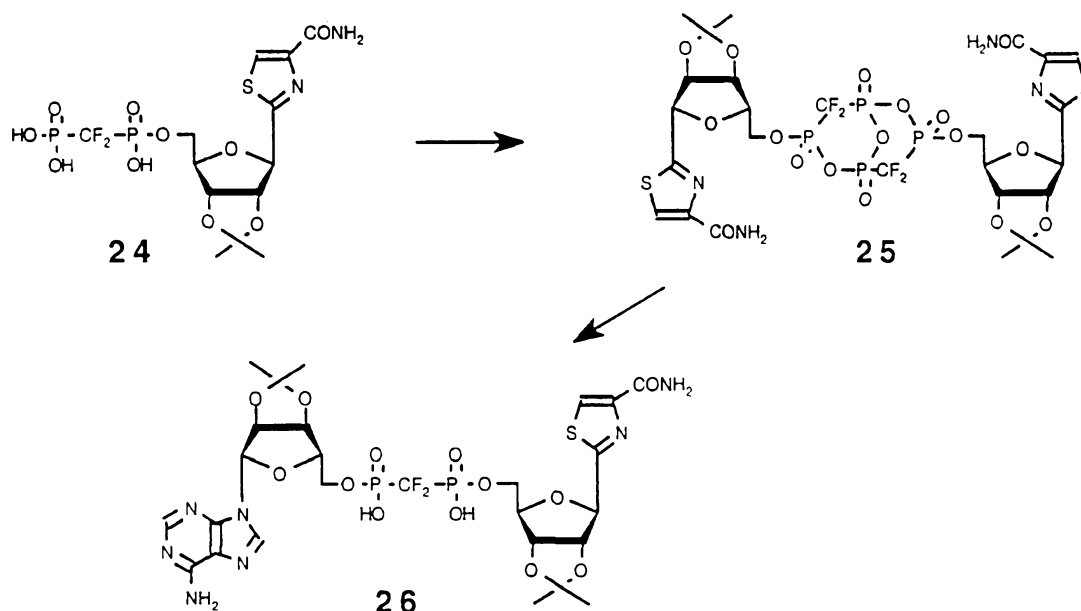
corresponding BTA. For example, 2',3'-O-isopropylidene-N-acetylcytidin-5'-yl-methylenebis(phosphonate) (**18**) was converted into the corresponding BTA (**19**) which upon reaction with N-acetylethanolamine (**20**) afforded the methylenebis(phosphonate) analogue of CDP-ethanolamine **21**.



Similar reaction of BTA **19** with diacylglycerol **22** yielded the corresponding CDP-diacylglycerol analogue **23**.

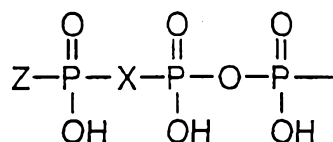


The formation of BTAs is not limited to methylene bisphosphonates. A similar dehydration was found to occur with difluoromethylenebis(phosphonate)s. For example, 2',3'-O-isopropylidene-tiazofurin-5'-yl-
 5 difluoromethylenebis(phosphonate) (**24**) was converted into the corresponding BTA **25**, which on treatment with adenosine derivative **11** produced the analogue of TAD **26**.



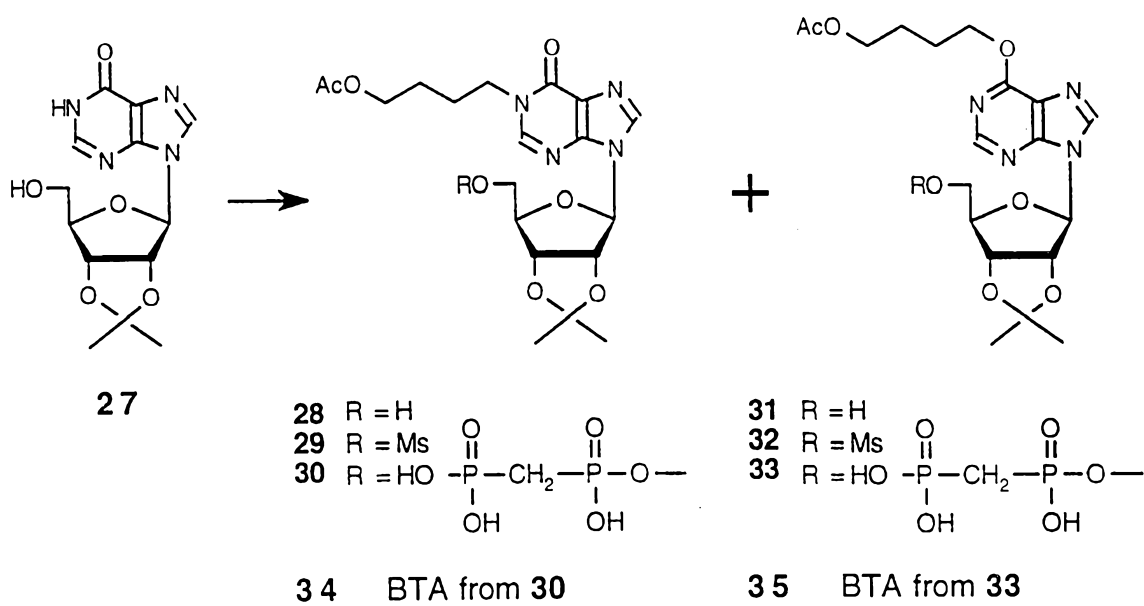
Utilization of BTAs is not limited to reactions with a variety of compounds containing hydroxyl group (R-OH), leading to the formation of methylene- or difluoro-
 15 methylenebisphosphonates of biological interest as will be shown in the examples. Virtually, any nucleophilic reagent, such as Ph-OH , Ph-SH , R-SH , R-NH_2 , R_2NH , etc. reacts with BTAs to give the corresponding P^1, P^2 -disubstituted bis(phosphonate)s.

Also, reaction of BTAs with phosphoric, phosphonic, and phosphinic acid derivatives give the corresponding triphosphate analogues:

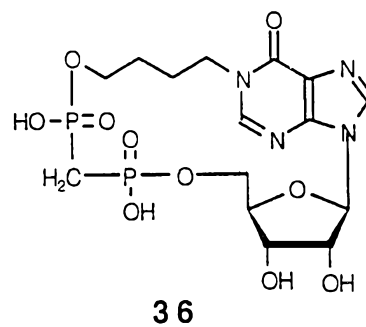


Utilization of BTAs is not limited to intermolecular reactions. Intramolecularly attached nucleophilic groups
 5 can also participate in formation of cyclic derivatives according to the principle of this invention. This is further demonstrated in Scheme 2 by the synthesis of analogues of cyclic IDP-ribose in which the ribose at N¹ is replaced by butanol. Thus, 2',3'-O-isopropylideneinosine
 10 (**27**) was alkylated with 4-bromobutyl acetate in the presence of DBU to give a 9:1 mixture of N¹- and O⁶-substituted products **28** and **31**, respectively. Compounds **28** and **31** were separated on a column of silica gel and then mesylated to give 5'-mesylates **29** and **32**. Upon
 15 treatment with the tetrabutylammonium salt of methylenebis-(phosphonic) acid followed by deacetylation, **29** and **32** were converted into their corresponding methylenebis-(phosphonate)s **30** and **33** from which the corresponding BTAs **34** and **35** were prepared as described in Example 1.
 20 Formation of BTAs was found to be much faster than the subsequent reaction with butanol attached to N¹ or O⁶ of **34** and **35**, respectively. Yield of the desired analogues of cyclic IDP ribose **36** and by-product **37** was 10-14%.

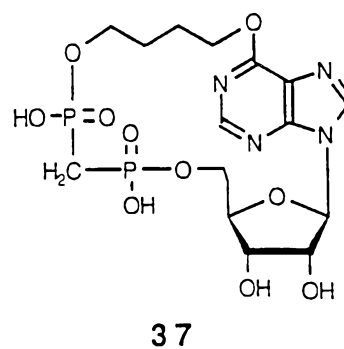
Scheme 2



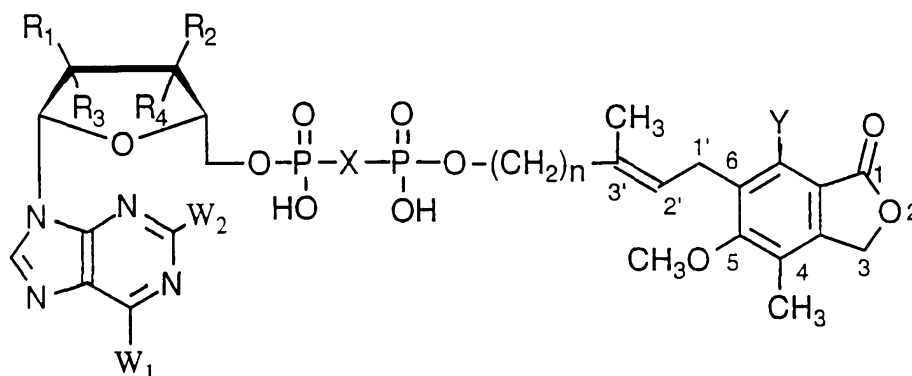
34



35



Particularly preferred compounds with the present invention include analogs of mycophenolic purine dinucleotide having the following general structure (A):



5

wherein

each of R_1 , R_2 , R_3 , and R_4 is independently H, OH or F;

10 X is O, S, mono- or di-halomethylene, or NR wherein R is H or alkyl, or CH_2 ;

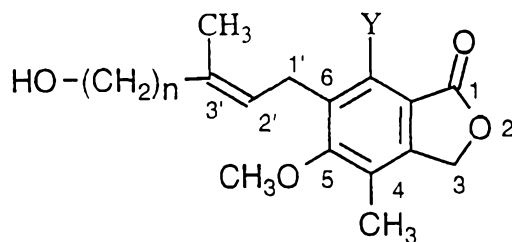
Y is OH, SH or F; and

each of W_1 and W_2 is independently H, OH, =O, OR, SH, SR, NH_2 , NHR or NR_2 , wherein R is C_1 - C_5 alkyl and n is an integer from 1 to 5.

15 The mycophenolic acid derivatives (structure (A) above) of the present invention have inhibitory activity against IMPDH-II, and are resistant to inactivation by glucuronidation with various glucuronyltransferases *in vitro*, and also stable in plasma at room temperature for at least several days. They may thus be used as

20 immunosuppressants, and to treat conditions associated with elevated levels of IMPDH, such as cancer, especially certain leukemias including lymphocytic leukemia or chronic granulocytic leukemia.

25 The structure (A) compounds of the present invention may be synthesized by linking a nucleoside-5'-methylenebis-(phosphonate) to various mycophenolic alcohols (MPols) of general structure 2



using methods disclosed herein.

5 Treatment of 2',3'-O-isopropylidene nucleoside 5'-methylenebis(phosphonate)s in general and the adenosine derivative **3** (Scheme 3 below) in particular with diisopropylcarbodiimide (DIC) leads to the formation of P¹, P⁴-bis(adenosin-5'-yl)tetraphosphonate **4**, which upon

10 further dehydration with DIC is converted into an active intermediate **5** having the structure of bicyclic trisanhydride (Pankiewicz, K. W. et al., *J. Am. Chem. Soc.*, **1997**, 119, 3691-3695). Reaction of the bicyclic intermediate **5** with an MP-n-ol **2** gives the corresponding

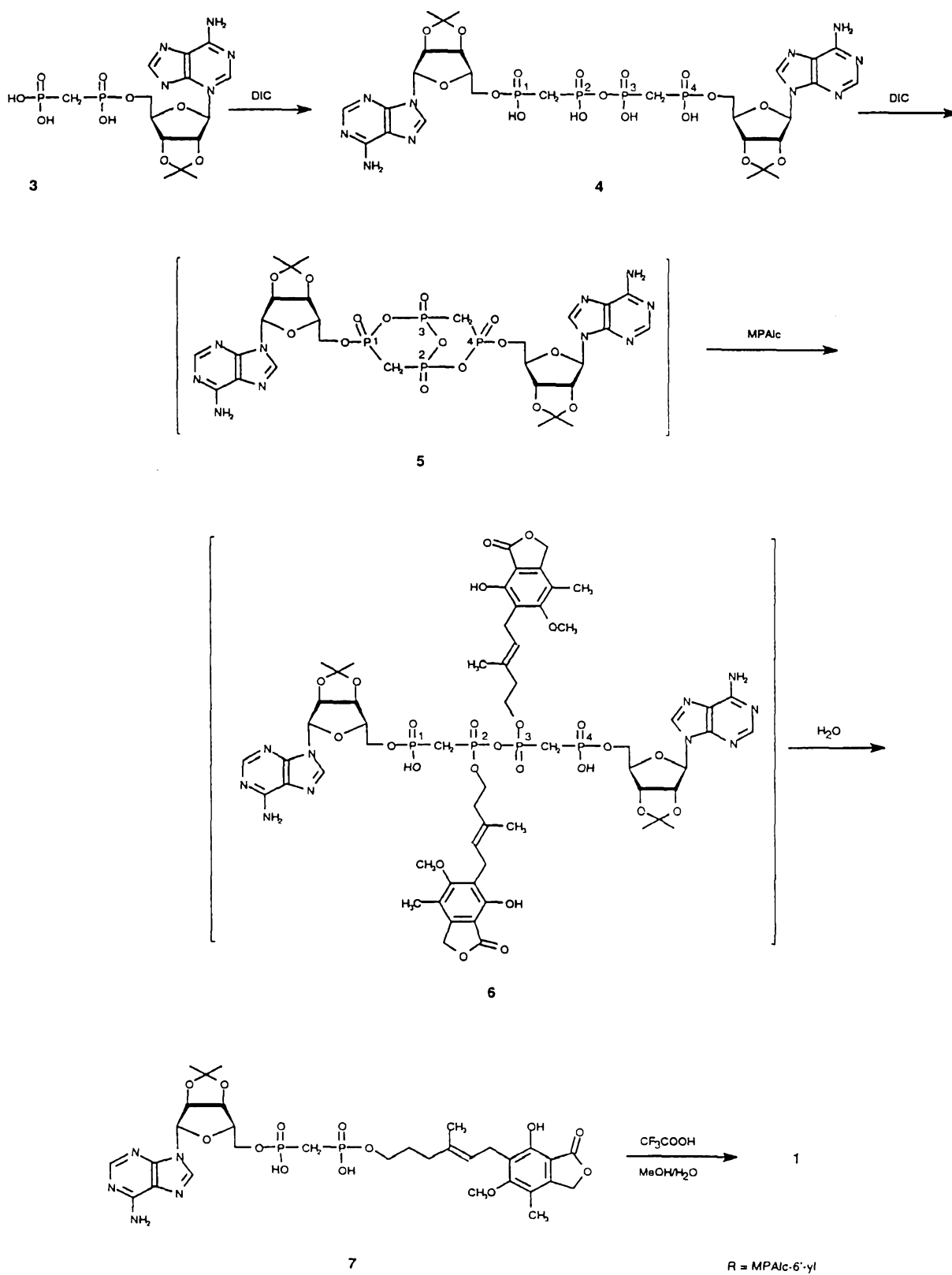
15 P², P³-bis(mycophenolic alcohol-6-yl)-P¹, P⁴-di-(2,3-O-isopropylidene-adenosin-5'-yl)tetraphosphonates **6** which upon hydrolysis with water and deisopropylidenation with acid afford the desired P¹-adenosine-5-yl, P²-mycophenolic alcohol-6-yl methylenebis(phosphonate) (β -methylene MAD **1**).

20

The structure of **1** (n = 3, for example) is established by ¹H and ³¹P NMR and MS (see Experimental Details). The resonance signal of 6'CH₂ of the MP-n-ol (n = 3) moiety in the proton NMR of **1** at 3.79 appeared as a quartet (J_{H-P} =

25 6.3 Hz and J_{H-H} = 6.3 Hz) showing the coupling with the phosphorus atom. A heteronuclear shift correlation experiment also confirmed the phosphorus-6'CH₂ coupling.

Scheme 3



The compounds of structure 1 are stable in plasma at room temperature for at least several days. It is assayed for both inhibitory activity against human IMPDH type II and for anti-proliferative activity against K562 erythroleukemic cells. The IC_{50} values are measured in the presence of 100 μ M NAD, 50 μ M IMP, 100 nM Tris-HCl, 100 mM KCl, 3 mM EDTA, and 25 nM enzyme at pH 8.0. The ability to induce differentiation in K562 cells is also estimated by determining the fraction of benzidine positive cells converted following incubation with β -methylene-MAD. It is found that this compound is a potent inhibitor of IMPDH type II with $K_i = 0.3 \mu$ M as well as growth of K562 cells with $IC_{50} = 6 \mu$ M. In addition, this compound was found to be completely resistant to glucuronidation by various glucuronosyltransferases in contrast to mycophenolic acid which is effectively glucuronidated in parallel experiments.

Compounds within the present invention will have biological activity and thus may be administered to patients in need thereof. For therapeutic or prophylactic treatment, the compounds of the present invention may be formulated in a pharmaceutical composition, which may include, in addition to an effective amount of active ingredient, pharmaceutically acceptable carriers, thickeners, diluents, buffers, preservatives, surface active agents and the like. Pharmaceutical compositions may also include one or more other active ingredients if necessary or desirable.

The pharmaceutical compositions of the present invention may be administered in a number of ways as will be apparent to one of ordinary skill. Administration may be done topically, orally, by inhalation, or parenterally, for example.

Topical formulations may include ointments, lotions,

creams, gels, drops, suppositories, sprays, liquids and powders. Oral formulations include powders, granules, suspensions or solutions in water or non-aqueous media, capsules or tablets, for example. Thickeners, flavorings, diluents, emulsifiers, dispersing aids or binders may be used as needed.

Parenteral formulations may include sterile aqueous solutions which may also contain buffers, diluents and other suitable additives.

The dose regimen will depend on a number of factors which may readily be determined, such as severity and responsiveness of the condition to be treated, but will normally be one or more doses per day, with a course of treatment lasting from several days to several months, or until a cure is effected or a diminution of disease state is achieved. One of ordinary skill may readily determine optimum dosages, dosing methodologies and repetition rates. In general, it is contemplated that unit dosage form compositions according to the present invention will contain from about 0.01 mg to about 500 mg of active ingredient, preferably about 0.1 mg to about 10 mg of active ingredient. Topical formulations (such as creams, lotions, solutions, etc.) may have a concentration of active ingredient of from about 0.01% to about 50%, preferably from about 0.1% to about 10%.

The following examples are illustrative of the processes and products of the present invention, but are not to be construed as limiting.

Example 1

General procedure for preparation of bicyclic trisanhydrides (BTAs) from Zp_2 .

This Example illustrates a general method of preparing BTAs from P^1 -substituted phosphonomethylene-phosphonic acids ($Z-P^1-CH_2-P^2-OH$ or Zp_2) wherein Z is

previously defined.

The mixture of monosubstituted suitably protected methylenebis(phosphonate) (Zp_2 , 1.0 mmol, bis(triethyl)- ammonium salt) and dicyclohexylcarbodiimide (DCC, 3-4 mmol) in anhydrous pyridine (10 ml) is kept for 6 hours at room temperature and the progress of the reaction is followed by ^{31}P NMR. The reaction was considered completed when signals of the starting methylenediphosphonate disappeared and the spectrum showed 3 characteristic groups of multisignal resonances at -0.5-2.0 ppm, at 6.0-8.0 ppm and at 12.8-17.6 ppm. These three sets of multisignal resonances are consistent with the structure of bicyclic trisanhydride (BTA). No further changes in the ^{31}P NMR spectrum are observed after addition of DCC and incubating the mixture at 60°C for several hours. The product, BTA in solution, is too unstable to isolate in the pure state, but can be stored for several days at room temperature or several weeks in a refrigerator without change if protected from moisture.

In this manner, the following BTAs are prepared:

BTA from 2',3'-O-isopropylideneadenosin-5'-ylphosphonomethylenephosphonate.

BTA from 2',3'-O-isopropylideneinosin-5'-ylphosphonomethylenephosphonate.

BTA from 2',3'-O-isopropylideneguanosin-5'-ylphosphonomethylenephosphonate.

BTA from 2',3'-O-isopropylideneuridin-5'-ylphosphonomethylenephosphonate.

BTA from 2',3'-O-isopropylidenecytidine-5'-ylphosphonomethylenephosphonate.

BTA from 3'-O-(tetrahydropyranyl)thymidin-5'-ylphosphonomethylenephosphonate.

BTA from 2',3'-O-isopropylidenetiazofurin-5'-ylphosphonomethylenephosphonate.

BTA from 2',3'-O-isopropylidene-3-ribofuranosyl-

benzamid-5'-ylphosphonomethylenephosphonate.

BTA from 2',3'-O-isopropylidene- ψ -uridin-5'-ylphosphonomethylenephosphonate.

5 BTA from 2',3'-O-isopropylidene- ψ -isocytidin-5'-ylphosphonomethylene-phosphonate.

BTA from 9-(2'-deoxy-2'-fluoro-3'-O-tetrahydropyranyl- β -D-arabinofuranosyl)adenine-5-ylphosphonomethylene-phosphonate.

10 BTA from 9-(3'-deoxy-3'-fluoro-2'-O-tetrahydropyranyl- β -D-xylofuranosyl)adenine-5-ylphosphonomethylenephosphonate.

BTA from 2'-deoxy-2'-fluoro-3'-O-tetrahydropyranyl-adenosin-5-ylphosphonomethylenephosphonate.

15 BTA from 3'-deoxy-3'-fluoro-2'-O-tetrahydropyranyl-adenosin-5-yl-phosphonomethylenephosphonate.

BTA from 2',3'-O-isopropylidene-9-deazaadenosin-5'-ylphosphonomethylene-phosphonate.

BTA from 2',3'-O-isopropylidene-9-deazainosin-5'-ylphosphonomethylenephosphonate.

20 BTA from 2',3'-O-isopropylidene-9-deazaguanosin-5'-ylphosphonomethylenephosphonate.

BTA from 2',3'-O-isopropylideneadenosin-5'-ylphosphonodifluoromethylenephosphonate.

25 BTA from 2',3'-O-isopropylideneinosin-5'-ylphosphonodifluoromethylenephosphonate.

BTA from 2',3'-O-isopropylideneguanosin-5'-ylphosphonodifluoromethylenephosphonate.

BTA from 3'-O-(tetrahydropyranyl)thymidin-5'-ylphosphonodifluoromethylenephosphonate.

30 BTA from 2',3'-O-isopropylidenetiazofurin-5'-ylphosphonodifluoromethylenephosphonate.

BTA from 2',3'-O-isopropylidene-3-ribosylbenzamid-5'-ylphosphonodifluoromethylenephosphonate.

BTA from 2',3'-O-isopropylidene- ψ -uridin-5'-

ylphosphonodifluoromethylenephosphonate.

BTA from 2',3'-O-isopropylidene- ψ -isocytidin-5'-ylphosphonodifluoromethylenephosphonate.

BTA from 9-(2'-deoxy-2'-fluoro-3'-O-tetrahydropyranyl- β -D-arabinofuranosyl)adenine-5-ylphosphonodifluoromethylenephosphonate.

BTA from 9-(3'-deoxy-3'-fluoro-2'-O-tetrahydropyranyl- β -D-xylofuranosyl)adenine-5-ylphosphonodifluoromethylenephosphonate.

BTA from 2'-deoxy-2'-fluoro-3'-O-tetrahydropyranyl-adenosin-5-ylphosphonodifluoromethylenephosphonate.

BTA from 3'-deoxy-3'-fluoro-2'-O-tetrahydropyranyl-adenosin-5-ylphosphonodifluoromethylenephosphonate.

BTA from 2',3'-O-isopropylidene-9-deazaadenosin-5'-ylphosphonodifluoromethylenephosphonate.

BTA from 2'.3'-O-isopropylidene-9-deazainosin-5'-ylphosphonodifluoromethylenephosphonate.

BTA from 2',3'-O-isopropylidene-9-deazaguanosin-5'-ylphosphonodifluoromethylenephosphonate.

Example 2

General procedure for preparation of bicyclic trisanhydrides from Zp_4Z_1 .

This Example illustrates another general method for the synthesis of BTAs from P1,P4-disubstituted phosphonomethylene(phosphonic)P2,P3-anhydride ($ZP^1-CH_2-P^2-O-P^3-CH_2-P^4-Z_1$ or Zp_4Z_1) wherein Z and Z_1 may be the same or different and are defined previously.

A mixture of the methylenediphosphonic anhydride [Zp_4Z , 1.0 mmol, bis(triethylammonium salt)] and dicyclohexyl-carbodiimide (DCC, 3.0 mmol) in anhydrous pyridine (10 ml) is kept for 4 hours at room temperature and the reaction is monitored by ^{31}P NMR. The reaction is

completed when signals of the starting methylenedi-phosphonate anhydride (Zp_4Z) disappears and the spectrum shows 3 characteristic groups of multisignal resonances at -0.5-2.0 ppm, at 6.0-8.0 ppm, and at 12.8-17.6 ppm.

5 In this manner, the following BTAs are prepared:

BTA from P^1, P^4 -di(adenosin-5'-yl)phosphonomethylenephosphonic P^2, P^3 - anhydride.

10 BTA from P^1, P^4 -di[9-(2'-deoxy-2'-fluoro- β -D-arabonofuranosyl)adenine-5'-yl]phosphonomethylenephosphonic P^2, P^3 -anhydride.

BTA from P^1, P^4 -di[9-(3'-deoxy-3'-fluoro- β -D-xylofuranosyl)adenine-5'-yl]phosphonomethylenephosphonic P^2, P^3 -anhydride.

15 BTA from P^1, P^4 -di(2'-deoxy-2'-fluoroadenosin-5'-yl)phosphonomethylenephosphonic P^2, P^3 -anhydride.

BTA from P^1, P^4 -di(3'-deoxy-3'-fluoroadenosin-5'-yl)phosphonomethylenephosphonic P^2, P^3 -anhydride.

BTA from P^1, P^4 -di(inosin-5'-yl)phosphonomethylene-phosphonic P^2, P^3 - anhydride.

20 BTA from P^1, P^4 -di(guanosin-5'-yl)phosphonomethylenephosphonic P^2, P^3 - anhydride.

BTA from P^1, P^4 -di(uridin-5'-yl)phosphonomethylene-phosphonic P^2, P^3 - anhydride.

25 BTA from P^1, P^4 -di(N^4 -acetylcytidin-5'-yl)phosphonomethylenephosphonic P^2, P^3 - anhydride.

BTA from P^1, P^4 -di(thymidin-5'-yl)phosphonomethylenephosphonic P^2, P^3 - anhydride.

BTA from P^1, P^4 -di(tiazifurin-5'-yl)phosphonomethylenephosphonic P^2, P^3 - anhydride.

30 BTA from P^1, P^4 -di(3-ribosylbenzamid-5'-yl)phosphonomethylenephosphonic P^2, P^3 - anhydride.

BTA from P^1, P^4 -di(ψ -uridin-5'-yl)phosphonomethylene-

phosphonic P²,P³-anhydride.

BTA from P¹,P⁴-di(ψ-isocytidin-5'-yl)phosphonomethylenephosphonic P²,P³-anhydride.

5 BTA from P¹,P⁴-di(9-deazaadenosin-5'-yl)phosphonomethylenephosphonic P²,P³-anhydride.

BTA from P¹,P⁴-di(9-deazainosin-5'-yl)phosphonomethylenephosphonic P²,P³-anhydride.

BTA from P¹,P⁴-di(9-deazaguanosin-5'-yl)phosphonomethylenephosphonic P²,P³-anhydride.

10 BTA from P¹,P⁴-di(adenosin-5'-yl)phosphonodifluoromethylenephosphonic P²,P³-anhydride.

BTA from P¹,P⁴-di(inosin-5'-yl)phosphonodifluoromethylenephosphonic P²,P³-anhydride.

15 BTA from P¹,P⁴-di(guanosin-5'-yl)phosphonodifluoromethylenephosphonic P²,P³-anhydride.

BTA from P¹,P⁴-di(thymidin-5'-yl)phosphonodifluoromethylenephosphonic P²,P³-anhydride.

BTA from P¹,P⁴-di(tiazofurin-5'-yl)phosphonodifluoromethylenephosphonic P²,P³-anhydride.

20 BTA from P¹,P⁴-di(3-ribosylbenzamid-5'-yl)phosphonodifluoromethylenephosphonic P²,P³-anhydride.

BTA from P¹,P⁴-di(ψ-uridin-5'-yl)phosphonodifluoromethylenephosphonic P²,P³-anhydride.

25 BTA from P¹,P⁴-di(ψ-isocytidin-5'-yl)phosphonodifluoromethylenephosphonic P²,P³-anhydride.

BTA from P¹,P⁴-di(9-deazaadenosin-5'-yl)phosphonodifluoromethylenephosphonic P²,P³-anhydride.

BTA from P¹,P⁴-di(9-deazainosin-5'-yl)phosphonodifluoromethylenephosphonic P²,P³-anhydride.

30 BTA from P¹,P⁴-di(9-deazaguanosin-5'-yl)phosphonodifluoromethylenephosphonic P²,P³-anhydride.

Example 3

Synthesis of P¹-(2',3'-O-Isopropylideneadenosin-5'-yl)-P²-(2',3'-O-isopropylidene-β-D-ribofuranosylbenzen-3-carboxamide-5'-yl)methylenebis(phosphonate), an analogue of protected nicotinamide adenine dinucleotide.

This Example illustrates the synthesis of an important analogue by using a BTA which is reacted with a nucleoside.

(2',3'-O-Isopropylidene-β-D-ribofuranosylbenzene-carboxamide-5'-yl)phosphonomethylenephosphonic acid (565 mg, 1.0 mmol) as *bistriethylammonium* salt is dissolved in pyridine (15 ml) containing DCC (720 mg, 3.5 mmol), and the mixture is stirred at room temperature for 20 hours. ³¹P NMR analysis shows disappearance of resonance signals (δ 15.46, singlet in pyridine) with concomitant formation of BTA with characteristic multisignal resonances. At this time 2',3'-O-isopropylideneadenosine (552 mg, 1.15 mmol) is added and the reaction mixture is kept at 65 °C until the ³¹P spectrum of the reaction indicates the formation of intermediate (broad signals centered at 8 and 18 ppm). Water is added and the mixture is stirred at room temperature for 3 hours. After concentration *in vacuo*, the residue is chromatographed on an HPLC column to give P¹-(2,3-O-isopropylidene-β-D-ribofuranosylbenzene-3-carboxamide-5'-yl)-P²-(2',3'-O-isopropylideneadenosin-5'-yl)methylenebis(phosphonate) as the *bistriethylammonium* salt (850 mg, 97.7%). ¹H NMR (D₂O) δ 1.27-1.31 (t, 18H, Et₃N), 1.40 (s, 3H, iPr), 1.46 (s, 3H, iPr), 1.64 (s, 3H, iPr), 1.68 (s, 3H, iPr), 2.05-2.20 (m, 2H, P-CH₂-P), 3.21 (q, 12H, Et₃N), 4.09-4.12 [m, 4H, H5',H5" (B) and (A)], 4.26-4.28 [m, 1H, H4' (B)], 4.59-4.64 [m, 2H, H4' (A), H2' (B)], 4.80 [1H, H1' (B)], 4.88 [dd, 1H, H3' (B), J_{1',2'} =

5.7 Hz, $J_{2',3'} = 6.5$ Hz), 5.20 [m, 1H, H3'(A)], 5.30 [dd, 1H, H2'(A), $J_{1',2'} = 3.0$ Hz, $J_{2',3'} = 6.5$ Hz], 6.12 [d, 1H, H1'(A)], 7.39 [pseudo t, 1H, H5(B)], 7.46 d, 1H, H4(B), $J_{4,5} = 7.8$ Hz], 7.64 [d, 1H, H6(B), $J_{5,6} = 7.8$ Hz], 7.67 (s, 1H, H2(B)], 8.15, 8.40 [two 1H singlets, H2(A), H8(A)].

The following P¹,P²-disubstituted methylenebis-(phosphonate) analogues are synthesized by following the same procedure but using the corresponding BTA and nucleophiles:

- 10 P¹-(2',3'-O-Isopropylideneadenosin-5'-yl)-P²-(2',3'-O-isopropylideneadenosin-5'-yl)methylenebis(phosphonate).
 P¹-(2',3'-O-Isopropylideneadenosin-5'-yl)-P²-(2',3'-O-isopropylideneguanosin-5'-yl)methylenebis(phosphonate).
 P¹-(2',3'-O-Isopropylideneadenosin-5'-yl)-P²-(2',3'-O-isopropylideneuridin-5'-yl)methylenebis(phosphonate).
 15 P¹-(2',3'-O-Isopropylideneadenosin-5'-yl)-P²-(2',3'-O-isopropylidene-N⁴-acetylcytidin-5'-yl)methylenebis-(phosphonate).
 P¹-(2',3'-O-Isopropylideneadenosin-5'-yl)-P²-(2',3'-O-isopropylideneinosin-5'-yl)methylenebis(phosphonate).
 20 P¹-(2',3'-O-Isopropylideneadenosin-5'-yl)-P²-(2',3'-O-isopropylidenetiazofurin-5'-yl)methylenebis(phosphonate).
 P¹-(2',3'-O-Isopropylideneadenosin-5'-yl)-P²-(2',3'-O-isopropylidene-β-D-ribofuranosylbenzene-3-carboxamide-5'-yl)methylenebis(phosphonate).
 25 P¹-(2',3'-O-Isopropylideneadenosin-5'-yl)-P²-(2',3'-O-isopropylidene-ψ-uridin-5'-yl)methylenebis(phosphonate).
 P¹-(2',3'-O-Isopropylideneadenosin-5'-yl)-P²-[5-(2',3'-O-isopropylidene-β-D-ribofuranosyl)nicotinamide-5'-yl]-methylenebis(phosphonate).
 30 P¹-(2',3'-O-Isopropylideneadenosin-5'-yl)-P²-[6-(2',3'-O-isopropylidene-β-D-ribofuranosyl)picolinamide-5'-yl]methylenebis(phosphonate).

P¹-(2',3'-O-Isopropylideneguanosin-5'-yl)-P²-(2',3'-O-isopropylideneguanosin-5'-yl)methylenebis(phosphonate).

P¹-(2',3'-O-Isopropylideneguanosin-5'-yl)-P²-(2',3'-O-isopropylideneuridin-5'-yl)methylenebis(phosphonate).

5 P¹-(2',3'-O-Isopropylideneguanosin-5'-yl)-P²-(2',3'-O-isopropylidene-N⁴-acetylcytidin-5'-yl)methylenebis(phosphonate).

P¹-(2',3'-O-Isopropylideneguanosin-5'-yl)-P²-(2',3'-O-isopropylideneinosin-5'-yl)methylenebis(phosphonate).

10 P¹-(2',3'-O-Isopropylideneguanosin-5'-yl)-P²-(2',3'-O-isopropylidenetiazofurin-5'-yl)methylenebis(phosphonate).

P¹-(2',3'-O-Isopropylideneguanosin-5'-yl)-P²-(2',3'-O-isopropylidene-β-D-ribofuranosyl-benzene-3-carboxamide-5'-yl)methylenebis(phosphonate).

15 P¹-(2',3'-O-Isopropylideneguanosin-5'-yl)-P²-(2',3'-O-isopropylidene-ψ-uridin-5'-yl)methylenebis(phosphonate).

P¹-(2',3'-O-Isopropylideneguanosin-5'-yl)-P²-[5-(2',3'-O-isopropylidene-β-D-ribofuranosyl)nicotinamide-5'-yl]-methylenebis(phosphonate).

20 P¹-(2',3'-O-Isopropylideneguanosin-5'-yl)-P²-[6-(2',3'-O-isopropylidene-β-D-ribofuranosyl)picolinamide-5'-yl]-methylenebis(phosphonate).

P¹-(2',3'-O-Isopropylideneinosin-5'-yl)-P²-(2',3'-O-isopropylideneuridin-5'-yl)methylenebis(phosphonate).

25 P¹-(2',3'-O-Isopropylideneinosin-5'-yl)-P²-(2',3'-O-isopropylidene-N⁴-acetylcytidin-5'-yl)methylenebis(phosphonate).

P¹-(2',3'-O-Isopropylideneinosin-5'-yl)-P²-(2',3'-O-isopropylideneinosin-5'-yl)methylenebis(phosphonate).

30 P¹-(2',3'-O-Isopropylideneinosin-5'-yl)-P²-(2',3'-O-isopropylidenetiazofurin-5'-yl)methylenebis(phosphonate).

P¹-(2',3'-O-Isopropylideneinosin-5'-yl)-P²-(2',3'-O-isopropylidene-β-D-ribofuranosylbenzene-3-carboxamide-5'-yl)-

yl)methylenebis(phosphonate).

P¹-(2',3'-O-Isopropylideneuridin-5'-yl)-P²-(2',3'-O-isopropylideneguanosin-5'-yl)methylenebis(phosphonate).

P¹-(2',3'-O-Isopropylideneuridin-5'-yl)-P²-(2',3'-O-isopropylidene-N⁴-acetylcytidin-5'-yl)methylenebis-
5 (phosphonate).

P¹-(2',3'-O-Isopropylideneuridin-5'-yl)-P²-(2',3'-O-isopropylideneuridin-5'-yl)methylenebis(phosphonate).

P¹-(2',3'-O-Isopropylideneuridin-5'-yl)-P²-(2',3'-O-isopropylidenetiazofurin-5'-yl)methylenebis(phosphonate).
10

P¹-(2',3'-O-Isopropylidene-N⁴-acetylcytidin-5'-yl)-P²-(2',3'-O-isopropylidene-N⁴-acetylcytidin-5'-yl)methylenebis(phosphonate).

P¹-(2',3'-O-Isopropylidene-N⁴-acetylcytidin-5'-yl)-P²-(2',3'-O-isopropylidenetiazofurin-5'-yl)methylenebis-
15 (phosphonate).

P¹-(2',3'-O-Isopropylidene-N⁴-acetylcytidin-5'-yl)-P²-(2',3'-O-isopropylidene-β-D-ribofuranosylbenzene-3-carboxamide-5'-yl)methylenebis(phosphonate).

P¹-(2',3'-O-Isopropylidene-tiazofurin-5'-yl)-P²-(2'-O-acetyl-3'-deoxy-3'-fluoroadenosin-5'-yl)methylenebis-
20 (phosphonate).

P¹-(2',3'-O-Isopropylidene-tiazofurin-5'-yl)-P²-(3'-O-acetyl-2'-deoxy-2'-fluoroadenosin-5'-yl)methylenebis-
25 (phosphonate).

P¹-(2',3'-O-Isopropylidene-tiazofurin-5'-yl)-P²-[9-(3'-O-acetyl-2'-deoxy-2'-fluoro-β-D-arabinofuranosyl)-adenin-5'-yl]methylenebis(phosphonate).

P¹-(2',3'-O-Isopropylidene-tiazofurin-5'-yl)-P²-[9-(2'-O-acetyl-3'-deoxy-3'-fluoro-β-D-xylofuranosyl)adenin-5'-yl]methylenebis(phosphonate).
30

P¹-(2',3'-O-Isopropylidene-β-D-ribofuranosylbenzene-3-carboxamide-5'-yl)-P²-[9-(3'-O-acetyl-2'-deoxy-2'-fluoro-

adenosin-5'-yl)methylenebis(phosphonate).

P^1 -(2',3'-O-Isopropylidene- β -D-ribofuranosylbenzene-3-carboxamide-5'-yl)- P^2 -[9-(2'-O-acetyl-3'-deoxy-3'-fluoro-adenosin-5'-yl)methylenebis(phosphonate)].

5 P^1 -(2',3'-O-Isopropylidene- β -D-ribofuranosylbenzene-3-carboxamide-5'-yl)- P^2 -[9-(2'-O-acetyl-3'-deoxy-3'-fluoro- β -D-arabinofuranosyl)adenin-5'-yl)methylenebis(phosphonate)].

10 P^1 -(2',3'-O-Isopropylidene- β -D-ribofuranosylbenzene-3-carboxamide-5'-yl)- P^2 -[9-(2'-O-acetyl-3'-deoxy-3'-fluoro- β -D-xylofuranosyl)adenin-5'-yl)methylenebis(phosphonate)].

Example 4

15 **Synthesis of P^1 -(adenosin-5'-yl)- P^2 -(β -D-ribofuranosylbenzen-3-carboxamide-5'-yl)methylenebis(phosphonate), an analogue of nicotinamide adenine dinucleotide.**

20 P^1 -(2',3'-O-Isopropylideneadenosin-5'-yl)- P^2 -(2',3'-O-isopropylidene- β -D-ribofuranosylbenzen-3-carboxamide-5'-yl)methylenebis(phosphonic acid) bistriethylammonium salt (850 mg) is treated with Dowex 50WX8/H⁺ in water and purified by passing through the column of Dowex 50WX8/H⁺ to give the desired product as the free acid (790 mg, 96%).

¹H NMR (D₂O) δ 2.27-2.27 (pseudo t, 2H, P-CH₂-P), 4.05 [dd, 1H, H2'(B), J_{1',2'} = 7.0 Hz, J_{2',3'} = 5.1 Hz], 4.17-4.20 [m, 4H, H5',5'' (A) and (B)], 4.25-4.27 [m, 2H, H3'(B), H4'(B)], 4.37 [pseudo t, 1H, H3'(A)], 4.66 [pseudo t, H2'(A)], 4.80 [d, 1H, H1'(B)], 6.06 [d, 1H, H1'(A), J_{1',2'} = 4.9 Hz], 7.41 [pseudo t, 1H, H5(B)], 7.56 d, 1H, H4(B), J_{4,5} = 7.8 Hz], 30 7.63 [d, 1H, H6(B), J_{5,6} = 7.8 Hz], 7.69 (s, 1H, H2(B)),

8.32, 8.57 [two ^1H singlets, H2(A), H8(A)], ^{31}P NMR (D_2O) δ 20.86 and 21.13 (AB system $J_{\text{AB}} = 10.3$ Hz). MS (ES) m/z 659 (M-H) $^+$.

The following P^1, P^2 -disubstituted methylenebis-
5 (phosphonate) analogues as free acids are synthesized by following the same procedure but using the corresponding BTA and nucleophiles:

P^1 -(Adenosin-5'-yl)- P^2 -(adenosin-5'-yl)methylenebis(phosphonate).

10 P^1 -(Adenosin-5'-yl)- P^2 -(guanosin-5'-yl)methylenebis(phosphonate).

P^1 -(Adenosin-5'-yl)- P^2 -(uridin-5'-yl)methylenebis(phosphonate).

15 P^1 -(Adenosin-5'-yl)- P^2 -(cytidin-5'-yl)methylenebis(phosphonate).

P^1 -(Adenosin-5'-yl)- P^2 -(inosin-5'-yl)methylenebis(phosphonate).

P^1 -(Adenosin-5'-yl)- P^2 -(thiazofurin-5'-yl)methylenebis(phosphonate).

20 P^1 -(Adenosin-5'-yl)- P^2 -(β -D-ribofuranosyl-benzene-3-carboxamide-5'-yl)methylenebis(phosphonate).

P^1 -(Adenosin-5'-yl)- P^2 -(ψ -uridin-5'-yl)methylenebis(phosphonate).

25 P^1 -(Adenosin-5'-yl)- P^2 -[5-(β -D-ribofuranosyl)-nicotinamide-5'-yl)methylenebis(phosphonate).

P^1 -(Adenosin-5'-yl)- P^2 -[6-(β -D-ribofuranosyl)-picolinamide-5'-yl)methylenebis(phosphonate).

P^1 -(Guanosin-5'-yl)- P^2 -(guanosin-5'-yl)methylenebis(phosphonate).

30 P^1 -(Guanosin-5'-yl)- P^2 -(uridin-5'-yl)methylenebis(phosphonate).

P^1 -(Guanosin-5'-yl)- P^2 -(cytidin-5'-yl)methylenebis(phosphonate).

P¹-(Guanosin-5'-yl)-P²-(inosin-5'-yl)methylenebis-(phosphonate).

P¹-(Guanosin-5'-yl)-P²-(tiazofurin-5'-yl)methylenebis(phosphonate).

5 P¹-(Guanosin-5'-yl)-P²-(β-D-ribofuranosyl-benzene-3-carboxamide-5'-yl)methylenebis(phosphonate).

P¹-(Guanosin-5'-yl)-P²-(ψ-uridin-5'-yl)methylenebis(phosphonate).

10 P¹-(Guanosin-5'-yl)-P²-[5-(β-D-ribofuranosyl)-nicotinamide-5'-yl]methylenebis(phosphonate).

P¹-(Guanosin-5'-yl)-P²-[6-(β-D-ribofuranosyl)-picolinamide-5'-yl]methylenebis(phosphonate).

P¹-(Inosin-5'-yl)-P²-(uridin-5'-yl)methylenebis(phosphonate).

15 P¹-(Inosin-5'-yl)-P²-(cytidin-5'-yl)methylenebis(phosphonate).

P¹-(Inosin-5'-yl)-P²-(inosin-5'-yl)methylenebis(phosphonate).

20 P¹-(Inosin-5'-yl)-P²-(tiazofurin-5'-yl)methylenebis(phosphonate).

P¹-(Inosin-5'-yl)-P²-(β-D-ribofuranosylbenzene-3-carboxamide-5'-yl)methylenebis(phosphonate).

P¹-(Uridin-5'-yl)-P²-(guanosin-5'-yl)methylenebis(phosphonate).

25 P¹-(Uridin-5'-yl)-P²-(cytidin-5'-yl)methylenebis(phosphonate).

P¹-(Uridin-5'-yl)-P²-(uridin-5'-yl)methylenebis(phosphonate).

30 P¹-(Uridin-5'-yl)-P²-(tiazofurin-5'-yl)methylenebis(phosphonate).

P¹-(Cytidin-5'-yl)-P²-(cytidin-5'-yl)methylenebis(phosphonate).

P¹-(Cytidin-5'-yl)-P²-(tiazofurin-5'-yl)-

yl)methylenebis(phosphonate).

P^1 -(Cytidin-5'-yl)- P^2 -(β -D-ribofuranosylbenzene-3-carboxamide-5'-yl)methylenebis(phosphonate).

P^1 -(Tiazofurin-5-yl)- P^2 -(3'-deoxy-3'-fluoroadenosin-5'-yl)methylenebis(phosphonate).

P^1 -(Tiazofurin-5-yl)- P^2 -(2'-deoxy-2'-fluoroadenosin-5'-yl)methylenebis(phosphonate).

P^1 -(Tiazofurin-5-yl)- P^2 -[9-(2'-deoxy-2'-fluoro- β -D-arabinofuranosyl)adenin-5'-yl]methylenebis(phosphonate).

P^1 -(Tiazofurin-5-yl)- P^2 -[9-(3'-deoxy-3'-fluoro- β -D-xylofuranosyl)adenin-5'-yl]methylenebis(phosphonate).

P^1 -(β -D-Ribofuranosylbenzene-3-carboxamide-5'-yl)- P^2 -[9-(2'-deoxy-2'-fluoro-adenosin-5'-yl)methylenebis(phosphonate)].

P^1 -(β -D-Ribofuranosylbenzene-3-carboxamide-5'-yl)- P^2 -[9-(3'-deoxy-3'-fluoroadenosin-5'-yl)methylenebis(phosphonate)].

P^1 -(β -D-Ribofuranosylbenzene-3-carboxamide-5'-yl)- P^2 -[9-(3'-deoxy-3'-fluoro- β -D-arabinofuranosyl)adenin-5'-yl]-methylenebis(phosphonate).

P^1 -(β -D-Ribofuranosylbenzene-3-carboxamide-5'-yl)- P^2 -[9-(3'-deoxy-3'-fluoro- β -D-xylofuranosyl)adenin-5'-yl]methylenebis(phosphonate).

25 **Example 5**

Preparation of P^1 -(2',3'-O-isopropylidenetiazofurin-5'-yl)- P^2 -(2',3'-O-isopropylideneadenosin-5'-yl)difluoromethylenebis(phosphonate).

This Example illustrates that BTAs derived from nucleoside 5'-phosphonyldifluoromethylenephosphonates can serve as a synthon for the synthesis of analogues of P^1 , P^2 -

dinucleoside diphosphate analogues.

The bicyclic trisanhydride prepared from 2',3'-O-isopropylidene-tiazofurin-5'-yl-difluoromethylenebis-phosphonate (1 mmol in 10 ml of pyridine) is treated with
 5 2',3'-O-isopropylideneadenosine (1.2 mmol) and the mixture is kept at 55 °C for 7 hours. HPLC purification affords pure product (retention time 45 minutes, yield 35.5%) ³¹P NMR (D₂O), δ 4.25 dt, J_{P,P} = 11.0 Hz, J_{P,F} = 83.0 Hz), ¹⁹F NMR (D₂O), δ 117.5 (t, J_{P,F} = 83.1 Hz), ¹H NMR (D₂O), δ 1.21
 10 (t, 18H, Et₃N), 1.32, 1.41, 1.56, 1.64 [four 3H singlets, iPr (A), iPr(T)], 3.09 (q, 12H, Et₃N), 4.00-4.10 and 4.16-4.24 [two 2H multiplets, H5',5''(A), H5',5''(T)], 4.32-4.38 and 4.55-4.60 [two 1H multiplets, H4'(A), H4'(T)], 4.86-4.93 [m, 2H, H2',H3' (T)], 5.12 [d, 1H, H1'(T), J_{1',2'} = 3.3 Hz],
 15 5.18 [dd, 1H, H3' (A), J_{2',3'} = 6.1 Hz, J_{3',4'} = 1.8 Hz], 5.30 [dd, 1H, H2' (A), J_{1',2'} = 2.5 Hz], 6.17 [d, 1H, H1' (A)], 8.05, 8.13, 8.37 (three 1H singlets, H2, H8, H5).

The following P¹,P²-disubstituted difluoromethylenebis-(phosphonate) analogues are
 20 synthesized by following the same procedure but using the corresponding BTA and nucleophiles:

P¹-(2',3'-O-Isopropylideneadenosin-5'-yl)-P²-(2',3'-O-isopropylideneadenosin-5'-yl)difluoromethylenebis-(phosphonate).

25 P¹-(2',3'-O-Isopropylideneadenosin-5'-yl)-P²-(2',3'-O-isopropylideneguanosin-5'-yl)difluoromethylenebis-(phosphonate).

P¹-(2',3'-O-Isopropylideneadenosin-5'-yl)-P²-(2',3'-O-isopropylideneuridin-5'-yl)difluoromethylenebis-
 30 (phosphonate).

P¹-(2',3'-O-Isopropylideneadenosin-5'-yl)-P²-(2',3'-O-isopropylidene-N⁴-acetylcytidin-5'-yl)difluoromethylenebis(phosphonate).

P¹-(2',3'-O-Isopropylideneadenosin-5'-yl)-P²-(2',3'-O-isopropylideneinosin-5'-yl)difluoromethylenebis-(phosphonate).

5 P¹-(2',3'-O-Isopropylideneadenosin-5'-yl)-P²-(2',3'-O-isopropylidenetiazofurin-5'-yl)difluoromethylenebis-(phosphonate).

P¹-(2',3'-O-Isopropylideneadenosin-5'-yl)-P²-(2',3'-O-isopropylidene-β-D-ribofuranosylbenzene-3-carboxamide-5'-yl)-difluoromethylenebis(phosphonate).

10 P¹-(2',3'-O-Isopropylideneadenosin-5'-yl)-P²-(2',3'-O-isopropylidene-ψ-uridin-5'-yl)difluoromethylenebis-(phosphonate).

P¹-(2',3'-O-Isopropylideneadenosin-5'-yl)-P²-[5-(2',3'-O-isopropylidene-β-D-ribofuranosyl)nicotinamide-5'-yl]difluoromethylenebis(phosphonate).

15 P¹-(2',3'-O-Isopropylideneadenosin-5'-yl)-P²-[6-(2',3'-O-isopropylidene-β-D-ribofuranosyl)picolinamide-5'-yl]difluoromethylenebis(phosphonate).

P¹-(2',3'-O-Isopropylideneguanosin-5'-yl)-P²-(2',3'-O-isopropylideneguanosin-5'-yl)difluoromethylenebis-(phosphonate).

20 P¹-(2',3'-O-Isopropylideneguanosin-5'-yl)-P²-(2',3'-O-isopropylideneuridin-5'-yl)difluoromethylenebis-(phosphonate).

25 P¹-(2',3'-O-Isopropylideneguanosin-5'-yl)-P²-(2',3'-O-isopropylidene-N⁴-acetylcytidin-5'-yl)difluoromethylenebis(phosphonate).

P¹-(2',3'-O-Isopropylideneguanosin-5'-yl)-P²-(2',3'-O-isopropylideneinosin-5'-yl)difluoromethylenebis-(phosphonate).

30 P¹-(2',3'-O-Isopropylideneguanosin-5'-yl)-P²-(2',3'-O-isopropylidenetiazofurin-5'-yl)difluoromethylenebis-(phosphonate).

P¹-(2',3'-O-Isopropylideneguanosin-5'-yl)-P²-(2',3'-

O-isopropylidene- β -D-ribofuranosyl-benzene-3-carboxamide-5'-yl) difluoromethylenebis(phosphonate).

P¹-(2',3'-O-Isopropylideneguanosin-5'-yl)-P²-(2',3'-O-isopropylidene- ψ -uridin-5'-yl) difluoromethylenebis-

5 (phosphonate).

P¹-(2',3'-O-Isopropylideneguanosin-5'-yl)-P²-[5-(2',3'-O-isopropylidene- β -D-ribofuranosyl)nicotinamide-5'-yl] difluoromethylenebis(phosphonate).

P¹-(2',3'-O-Isopropylideneguanosin-5'-yl)-P²-[6-

10 (2',3'-O-isopropylidene- β -D-ribofuranosyl)picolinamide-5'-yl] difluoromethylenebis(phosphonate).

P¹-(2',3'-O-Isopropylideneinosin-5'-yl)-P²-(2',3'-O-isopropylideneuridin-5'-yl) difluoromethylenebis-

(phosphonate).

P¹-(2',3'-O-Isopropylideneinosin-5'-yl)-P²-(2',3'-O-isopropylidene-N⁴-acetylcytidin-5'-yl) difluoromethylenebis-

15 (phosphonate).

P¹-(2',3'-O-Isopropylideneinosin-5'-yl)-P²-(2',3'-O-isopropylideneinosin-5'-yl) difluoromethylenebis-

20 (phosphonate).

P¹-(2',3'-O-Isopropylideneinosin-5'-yl)-P²-(2',3'-O-isopropylidenetiazofurin-5'-yl) difluoromethylenebis-

(phosphonate).

P¹-(2',3'-O-Isopropylideneinosin-5'-yl)-P²-(2',3'-O-isopropylidene- β -D-ribofuranosylbenzene-3-carboxamide-5'-yl) difluoromethylenebis-

25 (phosphonate).

P¹-(2',3'-O-Isopropylideneuridin-5'-yl)-P²-(2',3'-O-isopropylideneguanosin-5'-yl) difluoromethylenebis-

(phosphonate).

P¹-(2',3'-O-Isopropylideneuridin-5'-yl)-P²-(2',3'-O-isopropylidene-N⁴-acetylcytidin-5'-yl) difluoromethylenebis-

30 (phosphonate).

P¹-(2',3'-O-Isopropylideneuridin-5'-yl)-P²-(2',3'-O-

isopropylideneuridin-5'-yl) difluoromethylenebis-
(phosphonate).

P¹-(2',3'-O-Isopropylideneuridin-5'-yl)-P²-(2',3'-O-
isopropylidenetiazofurin-5'-yl) difluoromethylenebis-
5 (phosphonate).

P¹-(2',3'-O-Isopropylidene-N⁴-acetylcytidin-5'-yl)-
P²-(2',3'-O-isopropylidene-N⁴-acetylcytidin-5'-yl) difluoro-
methylenebis(phosphonate).

P¹-(2',3'-O-Isopropylidene-N⁴-acetylcytidin-5'-yl)-
10 P²-(2',3'-O-isopropylidenetiazofurin-5'-
yl) difluoromethylenebis(phosphonate).

P¹-(2',3'-O-Isopropylidene-N⁴-acetylcytidin-5'-yl)-
P²-(2',3'-O-isopropylidene-β-D-ribofuranosylbenzene-3-
carboxamide-5'-yl) difluoromethylenebis(phosphonate).

15 P¹-(2',3'-O-Isopropylidene-tiazofurin-5'-yl)-P²-(2'-
O-acetyl-3'-deoxy-3'-fluoroadenosin-5'-yl) difluoromethylene-
bis(phosphonate).

P¹-(2',3'-O-Isopropylidene-tiazofurin-5'-yl)-P²-(3'-
O-acetyl-2'-deoxy-2'-fluoroadenosin-5'-yl) difluoromethylene-
20 bis(phosphonate).

P¹-(2',3'-O-Isopropylidene-tiazofurin-5'-yl)-P²-[9-
(3'-O-acetyl-2'-deoxy-2'-fluoro-β-D-arabinofuranosyl)-
adenin-5'-yl] difluoromethylenebis(phosphonate).

P¹-(2',3'-O-Isopropylidene-tiazofurin-5'-yl)-P²-[9-
25 (2'-O-acetyl-3'-deoxy-3'-fluoro-β-D-xylofuranosyl) adenin-
5'-yl] difluoromethylenebis(phosphonate).

P¹-(2',3'-O-Isopropylidene-β-D-ribofuranosylbenzene-
3-carboxamide-5'-yl)-P²-[9-(3'-O-acetyl-2'-deoxy-2'-fluoro-
adenosin-5'-yl)] difluoromethylenebis(phosphonate).

30 P¹-(2',3'-O-Isopropylidene-β-D-ribofuranosylbenzene-
3-carboxamide-5'-yl)-P²-[9-(2'-O-acetyl-3'-deoxy-3'-fluoro-
adenosin-5'-yl)] difluoromethylenebis(phosphonate).

P^1 -(2',3'-O-Isopropylidene- β -D-ribofuranosylbenzene-3-carboxamide-5'-yl)- P^2 -[9-(2'-O-acetyl-3'-deoxy-3'-fluoro- β -D-arabinofuranosyl)adenin-5'-yl]difluoromethylenebis(phosphonate).

5 P^1 -(2',3'-O-Isopropylidene- β -D-ribofuranosylbenzene-3-carboxamide-5'-yl)- P^2 -[9-(2'-O-acetyl-3'-deoxy-3'-fluoro- β -D-xylofuranosyl)adenin-5'-yl]difluoromethylenebis(phosphonate).

Example 6

Preparation of P^1 -(tiazofurin-5'-yl)- P^2 -(adenosin-5'-yl)difluoromethylenebis(phosphonate).

A treatment of P^1 -(2',3'-O-isopropylidene-tiazofurin-5-yl)- P^2 -(2',3'-O-isopropylideneadenosin-5-yl)difluoromethylenebis(phosphonic acid) bistriethylamine salt with Dowex 50WX8/H⁺ affords the deprotected product as the free acid in almost quantitative yield. ³¹P NMR (D₂O) 4.02, 4.36 (AB part of ABX₂ system, J_{AB} = 55.3, J_{AX} = 83.1, J_{BX} = 83.5 Hz, X = F), ¹H NMR (D₂O) δ 4.22-4.44 [8H, m, adenosine (A) and tiazofurin (T) H-3', H4', H5', H5''), 4.51 [1H, dd, H2'(T), J_{1',2'} = 4.9, J_{2',3'} = 4.0 Hz], 4.67 [1H, dd, H2'(A), J_{1',2'} = 5.5, J_{2',3'} = 5.2 Hz], 5.10 [1H, d, H1'(T), J_{1',2'} = 4.9 Hz], 6.10 [1H, d, H1'(A), J_{1',2'} = 5.5 Hz], 8.00 (1H, s, H5), 8.20 and 8.48 (two 1H singlets, H2, H8).

The following P^1 , P^2 -disubstituted difluoromethylenebis(phosphonate) analogues as the free acids are synthesized by following the same procedure but using the corresponding BTA and nucleophiles:

30 P^1 -(Adenosin-5'-yl)- P^2 -(adenosin-5'-yl)difluoromethylenebis(phosphonate).

P^1 -(Adenosin-5'-yl)- P^2 -(guanosin-5'-yl)difluoro-

methylenebis(phosphonate).

P¹-(Adenosin-5'-yl)-P²-(uridin-5'-yl)difluoro-
methylenebis(phosphonate).

5 P¹-(Adenosin-5'-yl)-P²-(cytidin-5'-yl)difluoro-
methylenebis(phosphonate).

P¹-(Adenosin-5'-yl)-P²-(inosin-5'-yl)difluoro-
methylenebis(phosphonate).

P¹-(Adenosin-5'-yl)-P²-(thiazofurin-5'-yl)difluoro-
methylenebis(phosphonate).

10 P¹-(Adenosin-5'-yl)-P²-(β-D-ribofuranosylbenzene-3-
carboxamide-5'-yl)difluoromethylenebis(phosphonate).

P¹-(Adenosin-5'-yl)-P²-(ψ-uridin-5'-yl)difluoro-
methylenebis(phosphonate).

15 P¹-(Adenosin-5'-yl)-P²-[5-(β-D-ribofuranosyl)-
nicotinamide-5'-yl]difluoromethylenebis(phosphonate).

P¹-(Adenosin-5'-yl)-P²-[6-(β-D-ribofuranosyl)-
picolinamide-5'-yl]difluoromethylenebis(phosphonate).

P¹-(Guanosin-5'-yl)-P²-(guanosin-5'-yl)difluoro-
methylenebis(phosphonate).

20 P¹-(Guanosin-5'-yl)-P²-(uridin-5'-yl)difluoro-
methylenebis(phosphonate).

P¹-(Guanosin-5'-yl)-P²-(cytidin-5'-yl)difluoro-
methylenebis(phosphonate).

25 P¹-(Guanosin-5'-yl)-P²-(inosin-5'-yl)difluoro-
methylenebis(phosphonate).

P¹-(Guanosin-5'-yl)-P²-(thiazofurin-5'-yl)difluoro-
methylenebis(phosphonate).

P¹-(Guanosin-5'-yl)-P²-(β-D-ribofuranosyl-benzene-3-
carboxamide-5'-yl)difluoromethylenebis(phosphonate).

30 P¹-(Guanosin-5'-yl)-P²-(ψ-uridin-5'-yl)difluoro-
methylenebis(phosphonate).

P¹-(Guanosin-5'-yl)-P²-[5-(β-D-ribofuranosyl)-
nicotinamide-5'-yl]difluoromethylenebis(phosphonate).

P¹-(Guanosin-5'-yl)-P²-[6-(β-D-ribofuranosyl)-picolinamide-5'-yl]difluoromethylenebis(phosphonate).

P¹-(Inosin-5'-yl)-P²-(uridin-5'-yl)difluoromethylenebis(phosphonate).

5 P¹-(Inosin-5'-yl)-P²-(cytidin-5'-yl)difluoromethylenebis(phosphonate).

P¹-(Inosin-5'-yl)-P²-(inosin-5'-yl)difluoromethylenebis(phosphonate).

10 P¹-(Inosin-5'-yl)-P²-(tiazofurin-5'-yl)difluoromethylenebis(phosphonate).

P¹-(Inosin-5'-yl)-P²-(β-D-ribofuranosylbenzene-3-carboxamide-5'-yl)difluoromethylenebis(phosphonate).

P¹-(Uridin-5'-yl)-P²-(guanosin-5'-yl)difluoromethylenebis(phosphonate).

15 P¹-(Uridin-5'-yl)-P²-(cytidin-5'-yl)difluoromethylenebis(phosphonate).

P¹-(Uridin-5'-yl)-P²-(uridin-5'-yl)difluoromethylenebis(phosphonate).

20 P¹-(Uridin-5'-yl)-P²-(tiazofurin-5'-yl)difluoromethylenebis(phosphonate).

P¹-(Cytidin-5'-yl)-P²-(cytidin-5'-yl)difluoromethylenebis(phosphonate).

P¹-(Cytidin-5'-yl)-P²-(tiazofurin-5'-yl)difluoromethylenebis(phosphonate).

25 P¹-(Cytidin-5'-yl)-P²-(β-D-ribofuranosylbenzene-3-carboxamide-5'-yl)difluoromethylenebis(phosphonate).

P¹-(Tiazofurin-5'-yl)-P²-(3'-deoxy-3'-fluoroadenosin-5'-yl)difluoromethylenebis(phosphonate).

30 P¹-(Tiazofurin-5'-yl)-P²-(2'-deoxy-2'-fluoroadenosin-5'-yl)difluoromethylenebis(phosphonate).

P¹-(Tiazofurin-5'-yl)-P²-[9-(2'-deoxy-2'-fluoro-β-D-arabinofuranosyl)adenin-5'-yl]difluoromethylenebis(phosphonate).

P¹-(Tiazofurin-5'-yl)-P²-[9-(3'-deoxy-3'-fluoro-β-D-xylofuranosyl)adenin-5'-yl]difluoromethylenebis(phosphonate).

P¹-(β-D-Ribofuranosylbenzene-3-carboxamide-5'-yl)-
 5 P²-[9-(2'-deoxy-2'-fluoro-adenosin-5'-yl)difluoromethylenebis(phosphonate)].

P¹-(β-D-Ribofuranosylbenzene-3-carboxamide-5'-yl)-
 P²-[9-(deoxy-3'-fluoro-adenosin-5'-yl)difluoromethylenebis(phosphonate)].

10 P¹-(β-D-Ribofuranosylbenzene-3-carboxamide-5'-yl)-
 P²-[9-(3'-deoxy-3'-fluoro-β-D-arabinofuranosyl)adenin-5'-yl]difluoromethylenebis(phosphonate).

P¹-(β-D-Ribofuranosylbenzene-3-carboxamide-5'-yl)-
 P²-[9-(3'-deoxy-3'-fluoro-β-D-xylofuranosyl)adenin-5'-yl]-
 15 difluoromethylenebis(phosphonate).

Example 7

Preparation of P¹-(2',3'-isopropylideneadenosin-5'-yl)-P²-(benzyl 2,3-isopropylidene-β-D-ribosid-5-yl)methylenebis(phosphonate).
 20

This Example illustrates the reaction of a BTA with a carbohydrate giving an analogue of the nucleoside diphosphate carbohydrate type.

Benzyl 2,3-O-isopropylidene-D-ribofuranoside (420
 25 mg, 1.5 mmol) is added to a solution of BTA prepared from adenosin-5'-yl phosphonomethylenephosphonic acid (1.0 mmol in 5 ml of pyridine) as described in Example 1. The mixture is kept at 55°C for three hours until the ³¹P NMR spectrum of the reaction mixture shows two broad multiplets
 30 at δ 8-9 and 18-21 ppm characteristic for a P¹,P²,P³,P⁴ tetrasubstituted methylenebis(phosphonic acid) anhydride intermediate. The reaction is quenched by addition of

water (1 ml), and the mixture is left for additional 1-2 hour at room temperature until the ^{31}P NMR spectrum shows the presence of the desired product (one broad singlet at 17 ppm). The whole mixture is diluted with 5 ml of water and extracted with ethyl ether. The aqueous layer is separated, and the product purified by HPLC. After HPLC purification, P^1 -(2',3'-isopropylidene-adenosin-5'-yl)- P^2 -(benzyl 2,3-isopropylidene- β -D-ribosid-5-yl) methylenebis(phosphonate) is obtained (72%, retention time 52 min).

^{31}P NMR (D_2O) δ : 17.47 (doublet, $J_{\text{PCP}} = 10.8$ Hz), 17.73 (doublet, $J_{\text{PCP}} = 10.8$ Hz). ^1H NMR (D_2O) δ : 1.21 and 3.12 (Et_3NH^+), 1.23, 1.37, 1.40 and 1.62 (3H each, Me-isopropylidene), 2.09 (2H, t, $\text{P-CH}_2\text{-P}$, $J_{\text{P-H}} = 20.0$ Hz,), 3.8 (2H, m, H5, 5', ribose), 4.05 (2H, t, H5', 5'', $J_{4',5'} = J_{4',5''} = 4.6$ Hz, Ado), 4.27 (1H, t, H4, ribose, $J_{4,5} = J_{4,5'} = 7.7$, Hz), 4.30 and 4.50 (2H, two d, PhCH_2 , $J = 11.4$ Hz), 4.55 (1H, m, H-4', Ado), 4.56 (1H, d, H-3, $J_{2,3} = 6.0$ Hz, ribose), 4.78 (1H, d, H-2, ribose), 5.06 (1H, s, H-1, ribose), 5.12 (1H, dd, H-3', $J_{3',4'} = 2.2$ Hz, Ado), 5.25 (1H, dd, H-2', $J_{2',3'} = 6.2$ Hz, Ado), 6.09 (1H, d, H-1', $J_{1',2'} = 3.5$ Hz, Ado), 7.22 (5H, m, phenyl), 8.06 (1H, s, H-8, Ado), 8.37 (1H, s, H-2, Ado).

In a similar manner, the same compound was obtained in 82% yield by treatment of BTA derived from benzyl 2,3-O-isopropylidene- β -D-ribofuranosid-5-ylphosphonomethylene-phosphonic acid with 2',3'-O-isopropylideneadenosine.

The following protected P^1, P^2 -disubstituted methylenebis(phosphonate) analogues are synthesized by following the same procedure but using the corresponding BTA and nucleophiles:



isopropylidene-D-ribonolacton-5-yl)methylenebis-
(phosphonate).

P¹-(2',3'-O-Isopropylideneguanosin-5'-yl)-P²-
(2,3,4,6-tetra-O-acetyl- α -D-mannopyranosyl)methylenebis-
5 (phosphonate).

P¹-(2',3'-O-Isopropylideneinosin-5'-yl)-P²-(2,3-O-
isopropylidene-D-ribonolacton-5-yl)methylenebis-
(phosphonate).

P¹-(2',3'-O-Isopropylideneguanosin-5'-yl)-P²-(2,3-O-
10 isopropylidene-D-ribonolacton-5-yl)methylenebis-
(phosphonate).

P¹-(2',3'-O-Isopropylideneuridin-5'-yl)-P²-(2,3-O-
isopropylidene-D-ribonolacton-5-yl)methylenebis-
(phosphonate).

P¹-(2',3'-O-Isopropylideneuridin-5'-yl)-P²-(2,3,4,6-
15 tetra-O-acetyl- β -D-glucopyranosyl)methylenebis-
(phosphonate).

P¹-(2',3'-O-Isopropylideneuridin-5'-yl)-P²-(2,3,4,6-
tetra-O-acetyl- α -D-glucopyranosyl)methylenebis-
20 (phosphonate).

P¹-(2',3'-O-Isopropylideneuridin-5'-yl)-P²-(2-
acetamido-3,4,6-tri-O-acetyl-2-deoxy- β -D-
glucopyranosyl)methylenebis(phosphonate).

P¹-(2',3'-O-Isopropylideneuridin-5'-yl)-P²-(2-
25 acetamido-3,4,6-tri-O-acetyl-2-deoxy- α -D-
glucopyranosyl)methylenebis(phosphonate).

P¹-(2',3'-O-Isopropylideneuridin-5'-yl)-P²-(2,3,4,6-
tetra-O-acetyl- β -D-galactopyranosyl)methylenebis-
(phosphonate).

P¹-(2',3'-O-Isopropylideneuridin-5'-yl)-P²-(2,3,4,6-
30 tetra-O-acetyl- α -D-galactopyranosyl)methylenebis-
(phosphonate).

P¹-(2',3'-O-Isopropylideneuridin-5'-yl)-P²-(2-acetamido-3,4,6-tri-O-acetyl-2-deoxy-β-D-galactopyranosyl)methylenebis(phosphonate).

5 P¹-(2',3'-O-Isopropylideneuridin-5'-yl)-P²-(2-acetamido-3,4,6-tri-O-acetyl-2-deoxy-α-D-galactopyranosyl)methylenebis(phosphonate).

P¹-(2',3'-O-Isopropylideneuridin-5'-yl)-P²-(2,3,4,6-tetra-O-acetyl-β-D-glucopyranosyl)difluoromethylenebis(phosphonate).

10 P¹-(2',3'-O-Isopropylideneuridin-5'-yl)-P²-(2,3,4,6-tetra-O-acetyl-α-D-glucopyranosyl)difluoromethylenebis(phosphonate).

P¹-(2',3'-O-Isopropylideneadenosin-5'-yl)-P²-(2,3-O-isopropylidene-D-ribonolacton-5-yl)difluoromethylenebis(phosphonate).

15

P¹-(2',3'-O-Isopropylideneguanosin-5'-yl)-P²-(2,3-O-isopropylidene-D-ribonolacton-5-yl)difluoromethylenebis(phosphonate).

P¹-(2',3'-O-Isopropylideneguanosin-5'-yl)-P²-(2,3,4,6-tetra-O-acetyl-α-D-mannopyranosyl)difluoromethylenebis(phosphonate).

20

P¹-(2',3'-O-Isopropylideneinosin-5'-yl)-P²-(2,3-O-isopropylidene-D-ribonolacton-5-yl)difluoromethylenebis(phosphonate).

25 P¹-(2',3'-O-Isopropylideneuridin-5'-yl)-P²-(2,3-O-isopropylidene-D-ribonolacton-5-yl)difluoromethylenebis(phosphonate).

P¹-(2',3'-O-Isopropylideneuridin-5'-yl)-P²-(2-acetamido-3,4,6-tri-O-acetyl-2-deoxy-β-D-glucopyranosyl)difluoromethylenebis(phosphonate).

30

P¹-(2',3'-O-Isopropylideneuridin-5'-yl)-P²-(2-acetamido-3,4,6-tri-O-acetyl-2-deoxy-α-D-glucopyranosyl)-

difluoromethylenebis(phosphonate).

P¹-(2',3'-O-Isopropylideneuridin-5'-yl)-P²-(2,3,4,6-tetra-O-acetyl-β-D-galactopyranosyl)difluoromethylenebis(phosphonate).

5 P¹-(2',3'-O-Isopropylideneuridin-5'-yl)-P²-(2,3,4,6-tetra-O-acetyl-α-D-galactopyranosyl)difluoromethylenebis(phosphonate).

10 P¹-(2',3'-O-Isopropylideneuridin-5'-yl)-P²-(2-acetamido-3,4,6-tri-O-acetyl-2-deoxy-β-D-galactopyranosyl)difluoromethylenebis(phosphonate).

P¹-(2',3'-O-Isopropylideneuridin-5'-yl)-P²-(2-acetamido-3,4,6-tri-O-acetyl-2-deoxy-α-D-galactopyranosyl)difluoromethylenebis(phosphonate).

15 **Example 8**

P¹-(Adenosin-5'-yl)-P²-(D-ribose-5-yl)methylenebis(phosphonate). An analogue of ADP-ribose.

P¹-(2',3'-Isopropylideneadenosin-5'-yl)-P²-(benzyl 2,3-O-isopropylidene-β-D-ribosid-5-yl)methylenebis-
 20 (phosphonate) is deprotected as described in Example 4.
 The free acid thus obtained is a 1:2 mixture of α and β anomers which is further converted into the Na salt by passing through a column of Dowex 50WX8 (Na⁺). The overall yield is 91.3%. ³¹P NMR (D₂O) 18.0 ppm (brs); ¹H NMR (D₂O)
 25 δ 2.18 (0.7H, t, CH₂P, J_{P,CH} = 19.9 Hz, α-anomer), 2.20 (1.3H, t, CH₂P, J_{P,CH} = 19.9 Hz, β-anomer), 3.8-4.8 (10H, all H's of sugars except H1 of ribose and H1' of adenosine), 5.18 (0.66H, d, H1 of β-ribose, J_{1,2} = 1.6 Hz), 5.30 (0.33H, d, H1 of α-ribose, J_{1,2} = 4.0 Hz), 6.05 (0.66H,
 30 d, H1' of β-anomer J_{1',2'} = 5.1 Hz), 6.0 (0.33H, d, H1' α-

anomer, $J_{1',2'} = 4.1$ Hz), 8.16 and 8.50 (2 x 1H signals, H2 and H8 of adenine).

The following P¹,P²-disubstituted methylenebis-(phosphonate) analogues are synthesized by following the same procedure but using the corresponding BTA and nucleophiles:

P¹-(Adenosin-5'-yl)-P²-(D-ribonolacton-5-yl)methylenebis(phosphonate).

10 P¹-(Guanosin-5'-yl)-P²-(α -D-mannopyranosyl)-methylenebis(phosphonate).

P¹-(Inosin-5'-yl)-P²-(D-ribonolacton-5-yl)methylenebis(phosphonate).

P¹-(Guanosin-5'-yl)-P²-(D-ribonolacton-5-yl)methylenebis(phosphonate).

15 P¹-(Uridin-5'-yl)-P²-(D-ribonolacton-5-yl)methylenebis(phosphonate).

P¹-(Uridin-5'-yl)-P²-(β -D-glucopyranosyl)-methylenebis(phosphonate).

20 P¹-(Uridin-5'-yl)-P²-(α -D-glucopyranosyl)-methylenebis(phosphonate).

P¹-(Uridin-5'-yl)-P²-(2-acetamido-2-deoxy- β -D-glucopyranosyl)methylenebis(phosphonate).

P¹-(Uridin-5'-yl)-P²-(2-acetamido-2-deoxy- α -D-glucopyranosyl)methylenebis(phosphonate).

25 P¹-(Uridin-5'-yl)-P²-(β -D-galactopyranosyl)-methylenebis(phosphonate).

P¹-(Uridin-5'-yl)-P²-(α -D-galactopyranosyl)-methylenebis(phosphonate).

30 P¹-(Uridin-5'-yl)-P²-(2-acetamido-2-deoxy- β -D-galactopyranosyl)methylenebis(phosphonate).

P¹-(Uridin-5'-yl)-P²-(2-acetamido-2-deoxy- α -D-

galactopyranosyl)methylenebis(phosphonate) .

P¹-(Uridin-5'-yl)-P²-(β-D-glucopyranosyl)-
difluoromethylenebis(phosphonate) .

P¹-(Uridin-5'-yl)-P²-(α-D-glucopyranosyl)-
5 difluoromethylenebis(phosphonate) .

P¹-(Adenosin-5'-yl)-P²-(D-ribonolacton-5-yl)-
difluoromethylenebis(phosphonate) .

P¹-(Guanosin-5'-yl)-P²-(D-ribonolacton-5-yl)-
difluoromethylenebis(phosphonate) .

10 P¹-(Guanosin-5'-yl)-P²-(α-D-mannopyranosyl)-
difluoromethylenebis(phosphonate) .

P¹-(Inosin-5'-yl)-P²-(D-ribonolacton-5-yl)-
difluoromethylenebis(phosphonate) .

P¹-(Uridin-5'-yl)-P²-(D-ribonolacton-5-yl)-
15 difluoromethylenebis(phosphonate) .

P¹-(Uridin-5'-yl)-P²-(2-acetamido-2-deoxy-β-D-
glucopyranosyl)difluoromethylenebis(phosphonate) .

P¹-(Uridin-5'-yl)-P²-(2-acetamido-2-deoxy-α-D-
glucopyranosyl)difluoromethylenebis(phosphonate) .

20 P¹-(Uridin-5'-yl)-P²-(β-D-galactopyranosyl)-
difluoromethylenebis(phosphonate) .

P¹-(Uridin-5'-yl)-P²-(α-D-galactopyranosyl)-
difluoromethylenebis(phosphonate) .

P¹-(Uridin-5'-yl)-P²-(2-acetamido-2-deoxy-β-D-
25 galactopyranosyl)difluoromethylenebis(phosphonate) .

P¹-(Uridin-5'-yl)-P²-(2-acetamido-2-deoxy-α-D-
galactopyranosyl)difluoromethylenebis(phosphonate) .

Example 9

30 P¹-(N⁴-Acetyl-2',3'-O-isopropylidenecytidin-5'-yl)-
P²-(N-acetylaminoethyl)methylenebis(phosphonate) .

This Example illustrates the synthesis of an important intermediate in lipid metabolism by reaction of a proper BTA with an N-protected aminoalkanol.

A mixture of BTA prepared from N⁴-acetylcytidin-5'-ylphosphonomethylenephosphonic acid (1 mmol in 10 ml of dry pyridine) and N-acetylethanolamine (155 mg, 1.5 mmol) is kept at 55 °C for 4 hours. The mixture is processed as described in Example 3. P¹-(N⁴-acetyl-2',3'-O-isopropylidenecytidin-5'-yl)-P²-(N-acetyl aminoethyl)-methylenebisphosphonate is obtained in 75% yield after HPLC purification (retention time 38 min). ³¹P NMR (D₂O) δ [ppm]: 17.73 (broad singlet). ¹H NMR(D₂O) δ [ppm]: 1.23 and 3.15 (Et₃NH⁺), 1.37 and 1.57 (3H each, isopropylidene CH₃), 1.89 (3H, s, N-Ac), 2.05 (2H, t, J_{PCH} = 19.8 Hz, CH₂-P), 2.19 (3H, s, N⁴-Ac), 3.31 (2H, m, CH₂-N, ethanolamine), 3.89 (2H, m, CH₂-O-P, ethanolamine), 4.07 (1H, dd, H5', J_{5',5''} = 11.5 Hz, J_{4',5'} = 2.0 Hz), 4.14 (1H, d, H-5'', J_{5',5''} = 11.6 Hz), 4.69 (1H, bs, H-4'), 4.95 (1H, dd, H-2' J_{2',3'} = 6.1 Hz), 5.01 (1H, dd, H-3', J_{3',4'} = 1.4 Hz), 5.85 (1H, d, H-1', J_{1',2'} = 2.2 Hz), 7.31, 8.29 (1H each, d, H-5, H-6, J = 7.6 Hz,).

By following the same procedure but using the corresponding BTA and N-protected alkanolamine, the following derivatives are prepared:

P¹-(2',3'-O-Isopropylideneadenosin-5'-yl)-P²-(N-acetyl aminoethyl)methylenebis(phosphonate).

P¹-(2',3'-O-Isopropylideneguanosin-5'-yl)-P²-(N-acetyl aminoethyl)methylenebis(phosphonate).

P¹-(2',3'-O-Isopropylideneinosin-5'-yl)-P²-(N-acetyl aminoethyl)methylenebis(phosphonate).

P¹-(2',3'-O-Isopropylideneuridin-5'-yl)-P²-(N-acetyl aminoethyl)methylenebis(phosphonate).

P¹-(2',3'-O-Isopropylidene-N⁴-acetylcytidin-5'-yl)-
P²-(N-acetylaminopropyl)methylenebis(phosphonate).

P¹-(2',3'-O-Isopropylideneadenosin-5'-yl)-P²-(N-
acetylaminopropyl)methylenebis(phosphonate).

5 P¹-(2',3'-O-Isopropylideneguanosin-5'-yl)-P²-(N-
acetylaminopropyl)methylenebis(phosphonate).

P¹-(2',3'-O-Isopropylideneinosin-5'-yl)-P²-(N-
acetylaminopropyl)methylenebis(phosphonate).

10 P¹-(2',3'-O-Isopropylideneuridin-5'-yl)-P²-(N-
acetylaminopropyl)methylenebis(phosphonate).

P¹-(2',3'-O-Isopropylidene-N⁴-acetylcytidin-5'-yl)-
P²-(N-acetylaminobutyl)methylenebis(phosphonate).

P¹-(2',3'-O-Isopropylideneadenosin-5'-yl)-P²-(N-
acetylaminobutyl)methylenebis(phosphonate).

15 P¹-(2',3'-O-Isopropylideneguanosin-5'-yl)-P²-(N-
acetylaminobutyl)methylenebis(phosphonate).

P¹-(2',3'-O-Isopropylideneinosin-5'-yl)-P²-(N-
acetylaminobutyl)methylenebis(phosphonate).

20 P¹-(2',3'-O-Isopropylideneuridin-5'-yl)-P²-(N-
acetylaminobutyl)methylenebis(phosphonate).

P¹-(2',3'-O-Isopropylidene-N⁴-acetylcytidin-5'-yl)-
P²-(N-benzyloxycarbonylaminoethyl)methylenebis-
(phosphonate).

25 P¹-(2',3'-O-Isopropylideneadenosin-5'-yl)-P²-(N-
benzyloxycarbonylaminoethyl)methylenebis(phosphonate).

P¹-(2',3'-O-Isopropylideneguanosin-5'-yl)-P²-(N-
benzyloxycarbonylaminoethyl)methylenebis(phosphonate).

P¹-(2',3'-O-Isopropylideneinosin-5'-yl)-P²-(N-
benzyloxycarbonylaminoethyl)methylenebis(phosphonate).

30 P¹-(2',3'-O-Isopropylideneuridin-5'-yl)-P²-(N-
benzyloxycarbonylaminoethyl)methylenebis(phosphonate).

P¹-(2',3'-O-Isopropylidene-N⁴-acetylcytidin-5'-yl)-
P²-(N-benzyloxycarbonylaminoethyl)methylenebis-
(phosphonate).

P¹-(2',3'-O-Isopropylideneadenosin-5'-yl)-P²-(N-benzyloxycarbonylaminopropyl)methylenebis(phosphonate).

P¹-(2',3'-O-Isopropylideneguanosin-5'-yl)-P²-(N-benzyloxycarbonylaminopropyl)methylenebis(phosphonate).

5 P¹-(2',3'-O-Isopropylideneinosin-5'-yl)-P²-(N-benzyloxycarbonylaminopropyl)methylenebis(phosphonate).

P¹-(2',3'-O-Isopropylideneuridin-5'-yl)-P²-(N-benzyloxycarbonylaminopropyl)methylenebis(phosphonate).

10 P¹-(2',3'-O-Isopropylidene-N⁴-acetylcytidin-5'-yl)-P²-(N-benzyloxycarbonylaminobutyl)methylenebis(phosphonate).

P¹-(2',3'-O-Isopropylideneadenosin-5'-yl)-P²-(N-benzyloxycarbonylaminobutyl)methylenebis(phosphonate).

15 P¹-(2',3'-O-Isopropylideneguanosin-5'-yl)-P²-(N-benzyloxycarbonylaminobutyl)methylenebis(phosphonate).

P¹-(2',3'-O-Isopropylideneinosin-5'-yl)-P²-(N-benzyloxycarbonylaminobutyl)methylenebis(phosphonate).

P¹-(2',3'-O-Isopropylideneuridin-5'-yl)-P²-(N-benzyloxycarbonylaminobutyl)methylenebis(phosphonate).

20 P¹-(2',3'-O-Isopropylidene-N⁴-acetylcytidin-5'-yl)-P²-(N-butoxycarbonylaminoethyl)methylenebis(phosphonate).

P¹-(2',3'-O-Isopropylideneadenosin-5'-yl)-P²-(N-butoxycarbonylaminoethyl)methylenebis(phosphonate).

25 P¹-(2',3'-O-Isopropylideneguanosin-5'-yl)-P²-(N-butoxycarbonylaminoethyl)methylenebis(phosphonate).

P¹-(2',3'-O-Isopropylideneinosin-5'-yl)-P²-(N-butoxycarbonylaminoethyl)methylenebis(phosphonate).

P¹-(2',3'-O-Isopropylideneuridin-5'-yl)-P²-(N-butoxycarbonylaminoethyl)methylenebis(phosphonate).

30 P¹-(2',3'-O-Isopropylidene-N⁴-acetylcytidin-5'-yl)-P²-(N-butoxycarbonylaminopropyl)methylenebis(phosphonate).

P¹-(2',3'-O-Isopropylideneadenosin-5'-yl)-P²-(N-butoxycarbonylaminopropyl)methylenebis(phosphonate).

P¹-(2',3'-O-Isopropylideneguanosin-5'-yl)-P²-(N-

butoxycarbonylaminopropyl)methylenebis(phosphonate).

P¹-(2',3'-O-Isopropylideneinosin-5'-yl)-P²-(N-butoxycarbonylaminopropyl)methylenebis(phosphonate).

P¹-(2',3'-O-Isopropylideneuridin-5'-yl)-P²-(N-butoxycarbonylaminopropyl)methylenebis(phosphonate).

P¹-(2',3'-O-Isopropylidene-N⁴-acetylcytidin-5'-yl)-P²-(N-butoxycarbonylaminobutyl)methylenebis(phosphonate).

P¹-(2',3'-O-Isopropylideneadenosin-5'-yl)-P²-(N-butoxycarbonylaminobutyl)methylenebis(phosphonate).

P¹-(2',3'-O-Isopropylideneguanosin-5'-yl)-P²-(N-butoxycarbonylaminobutyl)methylenebis(phosphonate).

P¹-(2',3'-O-Isopropylideneinosin-5'-yl)-P²-(N-butoxycarbonylaminobutyl)methylenebis(phosphonate).

P¹-(2',3'-O-Isopropylideneuridin-5'-yl)-P²-(N-butoxycarbonylaminobutyl)methylenebis(phosphonate).

Example 10

P¹-(Cytidin-5'-yl)-P²-(N-acetylaminoethyl)methylenebis(phosphonate).

P¹-(N⁴-Acetyl-2',3'-O-isopropylidene-cytidin-5'-yl)-P²-(N-acetylaminoethyl)methylenebis-(phosphonate) is deprotected as described in Example 8, and the product isolated as the Na salt in 95% yield. ³¹P NMR (D₂O) 18.01 and 18.05 ppm (AB system J_{AB} = 10.8 Hz). ¹H NMR (D₂O) δ 1.97 (3H, s, NAc), 2.18 (2H, t, PCH₂P, J_{P,CH} = 19.8 Hz), 3.38 (2H, t, CH₂N, J = 5.4 Hz), 3.95 (2H, m, CH₂OP), 4.10 - 4.36 (5H, m, H2',3',4',5',5''), 5.96 (1H, d, H1', J_{1',2'} = 3.6 Hz), 6.10 (1H, d, H6, J_{5,6} = 7.6 Hz), 8.00 (1H, d, H5, J_{5,6} = 7.6 Hz).

By following the same procedure the following derivatives are prepared:

P¹-(Adenosin-5'-yl)-P²-(N-acetylaminoethyl)-methylenebis(phosphonate).

P¹-(Guanosin-5'-yl)-P²-(N-acetylaminoethyl)-
methylenebis(phosphonate).

P¹-(Inosin-5'-yl)-P²-(N-acetylaminoethyl)-
methylenebis(phosphonate).

5 P¹-(Uridin-5'-yl)-P²-(N-acetylaminoethyl)-
methylenebis(phosphonate).

P¹-(Cytidin-5'-yl)-P²-(N-acetylaminoethyl)-
methylenebis(phosphonate).

10 P¹-(Adenosin-5'-yl)-P²-(N-acetylaminoethyl)-
methylenebis(phosphonate).

P¹-(Guanosin-5'-yl)-P²-(N-acetylaminoethyl)-
methylenebis(phosphonate).

P¹-(Inosin-5'-yl)-P²-(N-acetylaminoethyl)-
methylenebis(phosphonate).

15 P¹-(Uridin-5'-yl)-P²-(N-acetylaminoethyl)-
methylenebis(phosphonate).

P¹-(Cytidin-5'-yl)-P²-(N-acetylaminoethyl)-
methylenebis(phosphonate).

20 P¹-(Adenosin-5'-yl)-P²-(N-acetylaminoethyl)-
methylenebis(phosphonate).

P¹-(Guanosin-5'-yl)-P²-(N-acetylaminoethyl)-
methylenebis(phosphonate).

P¹-(Inosin-5'-yl)-P²-(N-acetylaminoethyl)-
methylenebis(phosphonate).

25 P¹-(Uridin-5'-yl)-P²-(N-acetylaminoethyl)-
methylenebis(phosphonate).

P¹-(Cytidin-5'-yl)-P²-(N-benzyloxycarbonylamino-
ethyl)methylenebis(phosphonate).

30 P¹-(Adenosin-5'-yl)-P²-(N-benzyloxycarbonyl-
aminoethyl)methylenebis(phosphonate).

P¹-(Guanosin-5'-yl)-P²-(N-benzyloxycarbonyl-
aminoethyl)methylenebis(phosphonate).

P¹-(Inosin-5'-yl)-P²-(N-benzyloxycarbonyl-
aminoethyl)methylenebis(phosphonate).

P¹-(Uridin-5'-yl)-P²-(N-benzyloxycarbonyl-
aminoethyl)methylenebis(phosphonate).

P¹-(Cytidin-5'-yl)-P²-(N-benzyloxycarbonyl-
aminopropyl)methylenebis(phosphonate).

5 P¹-(Adenosin-5'-yl)-P²-(N-benzyloxycarbonyl-
aminopropyl)methylenebis(phosphonate).

P¹-(Guanosin-5'-yl)-P²-(N-benzyloxycarbonyl-
aminopropyl)methylenebis(phosphonate).

10 P¹-(Inosin-5'-yl)-P²-(N-benzyloxycarbonyl-
aminopropyl)methylenebis(phosphonate).

P¹-(Uridin-5'-yl)-P²-(N-benzyloxycarbonyl-
aminopropyl)methylenebis(phosphonate).

P¹-(Cytidin-5'-yl)-P²-(N-benzyloxycarbonyl-
aminobutyl)methylenebis(phosphonate).

15 P¹-(Adenosin-5'-yl)-P²-(N-benzyloxycarbonyl-
aminobutyl)methylenebis(phosphonate).

P¹-(Guanosin-5'-yl)-P²-(N-benzyloxycarbonyl-
aminobutyl)methylenebis(phosphonate).

20 P¹-(Inosin-5'-yl)-P²-(N-benzyloxycarbonyl-
aminobutyl)methylenebis(phosphonate).

P¹-(Uridin-5'-yl)-P²-(N-benzyloxycarbonyl-
aminobutyl)methylenebis(phosphonate).

P¹-(Cytidin-5'-yl)-P²-(N-butoxycarbonylaminoethyl)-
methylenebis(phosphonate).

25 P¹-(Adenosin-5'-yl)-P²-(N-butoxycarbonylaminoethyl)-
methylenebis(phosphonate).

P¹-(Guanosin-5'-yl)-P²-(N-butoxycarbonylaminoethyl)-
methylenebis(phosphonate).

30 P¹-(Inosin-5'-yl)-P²-(N-butoxycarbonylaminoethyl)-
methylenebis(phosphonate).

P¹-(Uridin-5'-yl)-P²-(N-butoxycarbonylaminoethyl)-
methylenebis(phosphonate).

P¹-(Cytidin-5'-yl)-P²-(N-butoxycarbonylaminoethyl)-
methylenebis(phosphonate).

P¹-(Adenosin-5'-yl)-P²-(N-butoxycarbonyl-aminopropyl)methylenebis(phosphonate).

P¹-(Guanosin-5'-yl)-P²-(N-butoxycarbonyl-aminopropyl)methylenebis(phosphonate).

5 P¹-(Inosin-5'-yl)-P²-(N-butoxycarbonylaminopropyl)-methylenebis(phosphonate).

P¹-(Uridin-5'-yl)-P²-(N-butoxycarbonylaminopropyl)-methylenebis(phosphonate).

10 P¹-(Cytidin-5'-yl)-P²-(N-butoxycarbonylaminobutyl)-methylenebis(phosphonate).

P¹-(Adenosin-5'-yl)-P²-(N-butoxycarbonylaminobutyl)-methylenebis(phosphonate).

P¹-(Guanosin-5'-yl)-P²-(N-butoxycarbonylaminobutyl)-methylenebis(phosphonate).

15 P¹-(Inosin-5'-yl)-P²-(N-butoxycarbonylaminobutyl)-methylenebis(phosphonate).

P¹-(Uridin-5'-yl)-P²-(N-butoxycarbonylaminobutyl)-methylenebis(phosphonate).

20

Example 11

Preparation of protected methylenebis(phosphonate) analogue of Flavin Adenine Dinucleotide (FAD).

25 This Example illustrates that BTA can react with the primary hydroxyl group of polyhydroxy carbohydrate derivatives such as riboflavin type to form analogues of the coenzyme flavin adenine dinucleotide, FAD.

30 Riboflavin (0.14 mmol, 50 mg) is added to an NMR tube containing the solution of BTA derived from 2',3'-O-isopropylideneadenosine 5'-phosphonylmethylenephosphonate (0.05 mmol in 0.7 ml of Py-d₅). The mixture is kept for 10 hours at 60°C, 12 hours at 36°C and 3 days at room temperature until a ³¹P NMR spectrum shows only two groups of signals at 5-10 ppm and 40-45 ppm. Water is added to a final concentration of 20% and the mixture is left for 35 additional hour at room temperature. ³¹P NMR shows a

presence of multiple AB signals centered at 17 ppm. The mixture is diluted with 10 ml of water, extracted with ethyl ether and evaporated to dryness. The residue is resuspended in 3 ml of water, filtered and the solution is purified by HPLC. Three components are collected: riboflavin (retention time 45 minutes) and two other (47 and 48 minutes) containing both riboflavin and adenosine residues. The slowest migrating product is the desired methylenebisphosphonate analogue of 2',3'-O-isopropylidene FAD. It is converted into the sodium salt by passing through a column of Dowex 50WX8 Na⁺-form. Yield is 5 mg (12.5%). ¹H NMR (D₂O), δ 1.40 (s, 3H, iPr), 1.63 (s, 3H, iPr), 2.21 (t, 2H, P-CH₂-P, J_{P,H} = 19.8 Hz), 2.32 (s, 3H, CH₃), 2.39 (s, 3H, CH₃), 3.89-4.06 (m, 3H, H4'', H5'', H5''), 4.13-4.24 (m, 3H, H3'', H5', H5'), 4.30-4.38 (m, 1H, H2''), 4.42 (d, 1H, H1'', J_{1'',1'} = 13.9 Hz), 4.57 (m, 1H, H4'), 4.97 (dd, 1H, H1'', J_{1'',1'} = 13.9 Hz, J_{1'',2''} = 11.4 Hz), 5.11-5.18 (m, 2H, H2', H3'), 5.93 (d, 1H, H1', J_{1',2'} = 2.9 Hz), 7.55, 7.61 (two 1H singlets, flavin), 7.86, 8.28 (two 1H singlets, H2, H8 adenine), ³¹P NMR (D₂O) δ 18.11, 18.63, AB system, J_{P,P} = 11.7 Hz).

By following the same procedure but using the corresponding BTA and O-unprotected polyhydroxyl derivative, the following derivatives are prepared:

P¹-(2',3'-O-Isopropylideneadenosin-5'-yl)-P²-(ethyl 2,4-dihydroxy-3,3-dimethylbutyrate-4-yl)methylenebis(phosphonate).

P¹-(2',3'-O-Isopropylideneadenosin-5'-yl)-P²-(2,4-dihydroxy-3,3-dimethylbutyryl- β -alanyl- β -aminoethanethiol-S-acetyl-4-yl)methylenebis(phosphonate).

P¹-(2',3'-O-Isopropylideneguanosin-5'-yl)-P²-(riboflavin-5'-yl)methylenebis(phosphonate).

P¹-(2',3'-O-Isopropylideneguanosin-5'-yl)-P²-(ethyl
2,4-dihydroxy-3,3-dimethylbutyrate-4-yl)methylenebis-
(phosphonate).

P¹-(2',3'-O-Isopropylideneguanosin-5'-yl)-P²-(2,4-
5 dihydroxy-3,3-dimethylbutyryl-β-alanyl-β-aminoethanethiol-
S-acetyl-4-yl)methylenebis(phosphonate).

P¹-(2',3'-O-Isopropylideneinosin-5'-yl)-P²-
(riboflavin-5'-yl)methylenebis(phosphonate).

P¹-(2',3'-O-Isopropylideneinosin-5'-yl)-P²-(ethyl
10 2,4-dihydroxy-3,3-dimethylbutyrate-4-yl)methylenebis-
(phosphonate).

P¹-(2',3'-O-Isopropylideneinosin-5'-yl)-P²-(2,4-
dihydroxy-3,3-dimethylbutyryl-β-alanyl-β-aminoethanethiol-
S-acetyl-4-yl)methylenebis(phosphonate).

P¹-(2',3'-O-Isopropylideneuridin-5'-yl)-P²-
15 (riboflavin-5'-yl)methylenebis(phosphonate).

P¹-(2',3'-O-Isopropylideneuridin-5'-yl)-P²-(ethyl
2,4-dihydroxy-3,3-dimethylbutyrate-4-yl)methylenebis-
(phosphonate).

P¹-(2',3'-O-Isopropylideneuridin-5'-yl)-P²-(2,4-
20 dihydroxy-3,3-dimethylbutyryl-β-alanyl-β-aminoethanethiol-
S-acetyl-4-yl)methylenebis(phosphonate).

P¹-(2',3'-O-Isopropylidene-N⁴-acetylcytidin-5'-yl)-
P²-(riboflavin-5'-yl)methylenebis(phosphonate).

P¹-(2',3'-O-Isopropylidene-N⁴-acetylcytidin-5'-yl)-
25 P²-(ethyl 2,4-dihydroxy-3,3-dimethylbutyrate-4-
yl)methylenebis(phosphonate).

P¹-(2',3'-O-Isopropylidene-N⁴-acetylcytidin-5'-yl)-
P²-(2,4-dihydroxy-3,3-dimethylbutyryl-β-alanyl-β-
30 aminoethanethiol-S-acetyl-4-yl)methylenebis(phosphonate).

Example 12**The methylenebis(phosphonate) analogue of FAD.**

P¹-(2',3'-O-Isopropylideneadenosin-5-yl)-P²-(riboflavin-5-yl)methylenebis(phosphonate) is deblocked by
 5 the procedure described in Example 8 to give P¹-(adenosin-5'-yl)-P²-(riboflavin-5'-yl)methylenebis(phosphonate) in 80% yield.

³¹P NMR (D₂O) 18.17 and 18.77 (AB system, J_{AB} = 12.3 Hz).

¹H NMR (D₂O) δ 2.30 (2H, t, PCH₂P, J_{P,CH₂} = 19.9 Hz), 2.35
 10 (3H, s, CH₃), 2.41 (3H, s, CH₃), 3.80 - 5.00 (12H, m, ribitol and ribose protons), 5.81 (1H, d, H1', J_{1',2'} = 5.1 Hz), 7.56 and 7.67 (two 1H singlets, flavin ring), 7.82 and 8.39 (two 1H singlets, H2, H8).

By following the same procedure but using the
 15 corresponding protected analogues, the following derivatives are prepared:

P¹-(Adenosin-5'-yl)-P²-(ethyl-2,4-dihydroxy-3,3-dimethylbutyrate-4-yl)methylenebis(phosphonate).

P¹-(Adenosin-5'-yl)-P²-(ethyl-2,4-dihydroxy-3,3-dimethylbutyryl-β-alanyl-β-aminoethanethiol-S-acetyl-4-yl)methylenebis(phosphonate).

P¹-(Guanosin-5'-yl)-P²-(riboflavin-5'-yl)methylenebis(phosphonate).

P¹-(Guanosin-5'-yl)-P²-(ethyl-2,4-dihydroxy-3,3-dimethylbutyrate-4-yl)methylenebis(phosphonate).

P¹-(Guanosin-5'-yl)-P²-(2,4-dihydroxy-3,3-dimethylbutyryl-β-alanyl-β-aminoethanethiol-S-acetyl-4-yl)methylenebis(phosphonate).

P¹-(Inosin-5'-yl)-P²-(riboflavin-5'-yl)methylenebis(phosphonate).

P¹-(Inosin-5'-yl)-P²-(ethyl-2,4-dihydroxy-3,3-dimethylbutyrate-4-yl)methylenebis(phosphonate).

P¹-(Inosin-5'-yl)-P²-(2,4-dihydroxy-3,3-

dimethylbutyryl- β -alanyl- β -aminoethanethiol-S-acetyl-4-yl)methylenebis(phosphonate).

P¹-(Uridin-5'-yl)-P²-(riboflavin-5'-yl)methylenebis(phosphonate).

5 P¹-(Uridin-5'-yl)-P²-(ethyl-2,4-dihydroxy-3,3-dimethylbutyrate-4-yl)methylenebis(phosphonate).

P¹-(Uridin-5'-yl)-P²-(2,4-dihydroxy-3,3-dimethylbutyryl- β -alanyl- β -aminoethanethiol-4-yl)methylenebis(phosphonate).

10 P¹-(Cytidin-5'-yl)-P²-(riboflavin-5'-yl)methylenebis(phosphonate).

P¹-(Cytidin-5'-yl)-P²-(ethyl-2,4-dihydroxy-3,3-dimethylbutyrate-4-yl)methylenebis(phosphonate).

15 P¹-(Cytidin-5'-yl)-P²-(2,4-dihydroxy-3,3-dimethylbutyryl- β -alanyl- β -aminoethanethiol-4-yl)methylenebis(phosphonate).

Example 13

20 P¹-5'-O-(2',3'-O-Isopropylidene-N⁴-acetylcytidin-5-yl)-P²-O-(1,2-dipalmitoyl-sn-glycer-1-yl)methylenebis(phosphonate).

This Example illustrates that BTAs can react with a large lipophilic molecule such as 1,2-diacyl-sn-glycerol to give an analogue of protected cytidine diacylglycerol diphosphate, an important intermediate for the biosynthesis of lipids.

1,2-Dipalmitoyl-sn-glycerol is added to an NMR tube containing the trisanhydride solution (0.095 mmol in 1 ml of Py-d₅). The mixture is kept for 10 hours at 60°C until the ³¹P NMR spectrum shows the presence of only two groups of signals: at 7-9 ppm and 19-21 ppm. The reaction is quenched by addition of water (0.2 ml), and the mixture is left for an additional hour at room temperature. The ³¹P

NMR spectrum changes to a broad signal at 17 ppm. The mixture is diluted with 5 ml of water before evaporation to dryness. The residue is extracted with methanol (2 ml), and the extract is purified on a Sephadex LH-20 column (1x30 cm) with methanol as the eluent to give the product. Yield 397 OD₂₄₈ (19%). ¹H NMR (CD₃OD) δ: 0.89 (t, 6H, ³J_{HH}=6.6Hz, CH₃-palmitoyl), 1.28 (m, 76H, CH₂-palmitoyl, CH₃-triethylammonium), 1.34 and 1.55 (s, 3H each, CH₃-isopropylidene), 1.5 (m, 4H, CH₂CH₂COO-), 2.15 (t, 2H, ²J_{PH}=19.8Hz, PCH₂P), 2.17 (s, 3H, acetyl), 2.28 and 2.30 (t, 2H each, ³J_{HH}=7.3 and 7.6Hz, CH₂COO), 3.18 (q, 12H, ³J_{HH}=7.3, CH₂N), 4.07 (m, 2H, CH₂-3 glycerol), 4.19 (m, 3H, H-5', H-5'', CH₂-1 glycerol), 4.48 (m, 2H, H-4', CH₂-1 glycerol), 4.89 (dd, 1H, ³J_{HH}=2.5 and 6.1, H-3'), 5.01 (dd, 1H, ³J_{HH}=2.5 and 6.1Hz, H-2'), 5.24 (m, 1H, CH-2 glycerol), 6.01 (d, 1H, ³J_{HH}=2.7Hz, H-1'), 7.45 (d, 1H, ³J_{HH}=7.5Hz, H-5), 8.41 (d, 1H, ³J_{HH}=7.5Hz, H-6). ³¹P NMR (CD₃OD) δ: 16.56 and 16.58, AB system, J_{PP}=3.5Hz.

By following the same procedure but using the corresponding BTA and 1,2-diacyl-sn-glycerol, the following derivatives are prepared:

P¹-(2',3'-O-Isopropylideneadenosin-5'-yl)-P²-(2,3-di-O-palmitoylglycer-1-yl)methylenebis(phosphonate).

P¹-(2',3'-O-Isopropylideneguanosin-5'-yl)-P²-(2,3-di-O-palmitoylglycer-1-yl)methylenebis(phosphonate).

P¹-(2',3'-O-Isopropylideneinosin-5'-yl)-P²-(2,3-di-O-palmitoylglycer-1-yl)methylenebis(phosphonate).

P¹-(2',3'-O-Isopropylideneuridin-5'-yl)-P²-(2,3-di-O-palmitoylglycer-1-yl)methylenebis(phosphonate).

P¹-(2',3'-O-Isopropylideneadenosin-5'-yl)-P²-(2,3-di-O-laurylglycer-1-yl)methylenebis(phosphonate).

P¹-(2',3'-O-Isopropylideneguanosin-5'-yl)-P²-(2,3-di-O-laurylglycer-1-yl)methylenebis(phosphonate).

P¹-(2',3'-O-Isopropylideneinosin-5'-yl)-P²-(2,3-di-O-laurylglycer-1-yl)methylenebis(phosphonate).

5 P¹-(2',3'-O-Isopropylideneuridin-5'-yl)-P²-(2,3-di-O-laurylglycer-1-yl)methylenebis(phosphonate).

P¹-(2',3'-O-Isopropylidene-N⁴-acetylcytidin-5'-yl)-P²-(2,3-di-O-laurylglycer-1-yl)methylenebis(phosphonate).

10 P¹-(2',3'-O-Isopropylideneadenosin-5'-yl)-P²-(2,3-di-O-myristoylglycer-1-yl)methylenebis(phosphonate).

P¹-(2',3'-O-Isopropylideneguanosin-5'-yl)-P²-(2,3-di-O-myristoylglycer-1-yl)methylenebis(phosphonate).

P¹-(2',3'-O-Isopropylideneinosin-5'-yl)-P²-(2,3-di-O-myristoylglycer-1-yl)methylenebis(phosphonate).

15 P¹-(2',3'-O-Isopropylideneuridin-5'-yl)-P²-(2,3-di-O-myristoylglycer-1-yl)methylenebis(phosphonate).

P¹-(2',3'-O-Isopropylidene-N⁴-acetylcytidin-5'-yl)-P²-(2,3-di-O-myristoylglycer-1-yl)methylenebis(phosphonate).

20 P¹-(2',3'-O-Isopropylideneadenosin-5'-yl)-P²-(2,3-di-O-stearyl-glycer-1-yl)methylenebis(phosphonate).

P¹-(2',3'-O-Isopropylideneguanosin-5'-yl)-P²-(2,3-di-O-stearyl-glycer-1-yl)methylenebis(phosphonate).

25 P¹-(2',3'-O-Isopropylideneinosin-5'-yl)-P²-(2,3-di-O-stearyl-glycer-1-yl)methylenebis(phosphonate).

P¹-(2',3'-O-Isopropylideneuridin-5'-yl)-P²-(2,3-di-O-stearyl-glycer-1-yl)methylenebis(phosphonate).

P¹-(2',3'-O-Isopropylidene-N⁴-acetylcytidin-5'-yl)-P²-(2,3-di-O-stearyl-glycer-1-yl)methylenebis(phosphonate).

30 P¹-(2',3'-O-Isopropylideneadenosin-5'-yl)-P²-(2,3-di-O-oleyl-glycer-1-yl)methylenebis(phosphonate).

P¹-(2',3'-O-Isopropylideneguanosin-5'-yl)-P²-(2,3-di-O-oleyl-glycer-1-yl)methylenebis(phosphonate).

P¹-(2',3'-O-Isopropylideneinosin-5'-yl)-P²-(2,3-di-

O-oleylglycer-1-yl)methylenebis(phosphonate) .

P¹-(2',3'-O-Isopropylideneuridin-5'-yl)-P²-(2,3-di-O-oleylglycer-1-yl)methylenebis(phosphonate) .

P¹-(2',3'-O-Isopropylidene-N⁴-acetylcytidin-5'-yl)-
5 P²-(2,3-di-O-oleylglycer-1-yl)methylenebis(phosphonate) .

P¹-(2',3'-O-Isopropylideneadenosin-5'-yl)-P²-(2,3-di-O-linoleylglycer-1-yl)methylenebis(phosphonate) .

P¹-(2',3'-O-Isopropylideneguanosin-5'-yl)-P²-(2,3-di-O-linoleylglycer-1-yl)methylenebis(phosphonate) .

10 P¹-(2',3'-O-Isopropylideneinosin-5'-yl)-P²-(2,3-di-O-linoleylglycer-1-yl)methylenebis(phosphonate) .

P¹-(2',3'-O-Isopropylideneuridin-5'-yl)-P²-(2,3-di-O-linoleylglycer-1-yl)methylenebis(phosphonate) .

P¹-(2',3'-O-Isopropylidene-N⁴-acetylcytidin-5'-yl)-
15 P²-(2,3-di-O-linoleylglycer-1-yl)methylenebis(phosphonate) .

P¹-(2',3'-O-Isopropylideneadenosin-5'-yl)-P²-(2,3-di-O-linolenylglycer-1-yl)methylenebis(phosphonate) .

P¹-(2',3'-O-Isopropylideneguanosin-5'-yl)-P²-(2,3-di-O-linolenylglycer-1-yl)methylenebis(phosphonate) .

20 P¹-(2',3'-O-Isopropylideneinosin-5'-yl)-P²-(2,3-di-O-linolenylglycer-1-yl)methylenebis(phosphonate) .

P¹-(2',3'-O-Isopropylideneuridin-5'-yl)-P²-(2,3-di-O-linolenylglycer-1-yl)methylenebis(phosphonate) .

P¹-(2',3'-O-Isopropylidene-N⁴-acetylcytidin-5'-yl)-
25 P²-(2,3-di-O-linolenylglycer-1-yl)methylenebis-
(phosphonate) .

Example 14

Preparation of N¹-(n-butan-4-yl)-2',3'-O-
30 isopropylideneinosin-5'-yl cyclic P¹,P²-
methylenebis(phosphonate), an analogue of cyclic
Inosin Diphosphate Ribose.

This Example illustrates an intramolecular nucleophilic reaction to form a cyclic derivative of

biological importance.

A mixture of 2',3'-O-isopropylideneinosine (3.08 g, 10.0 mmol) and 4-bromobutyl acetate (3 ml) in dimethylformamide (75 ml) containing DBU (2.4 ml) is heated
5 to 65 °C and then left at room temperature for 2 hours. The mixture is neutralized with concentrated hydrochloric acid and concentrated in vacuo. The residue is dissolved in chloroform, washed with water, dried over sodium sulfate and concentrated. The residue is chromatographed on a
10 column of silica gel with CHCl₃, CHCl₃-EtOH (2%) to give a faster migrating, O-alkylated product (500 mg, 0.12%), ¹H NMR (CDCl₃) δ 1.35 (s, 3H, iPr), 1.63 (s, 3H, iPr), 1.80-1.86 (m, 2H, H3"), 1.94-1.97 (m, 2H, H2"), 2.03 (s, 3H, Oac), 3.76 (dd, 1H, H5', J_{4',5'} = 2.0 Hz, J_{5',5"} = 13.0 Hz),
15 3.96 (dd, 1H, H5", J_{4',5"} = 0.6 Hz), 4.12 (pseudo t, 2H, H4", J_{3",4"} = 6.2 Hz), 4.52-4.53 (m, 1H, H4'), 4.63 (pseudo t, 2H, H1", J_{1",2"} = 5.2 Hz), 5.10 (dd, 1H, H3', J_{2',3'} = 5.9 Hz; J_{3',4'} = 0.98 Hz), 5.18 (pseudo t, 1H, H2'), 5.88 (d, 1H, H1', J_{1',2'} = 4.9 Hz), 7.95, 8.48 (two 1H singlets, H2, H8),
20 and slower migrating N¹-alkylated product (3.37 g, 80%), ¹H NMR (CDCl₃) δ 1.35 (s, 1H, iPr), 1.62 (s, 1H, iPr), 1.65-1.70 (m, 2H, H3"), 1.80-1.85 (m, 2H, H2"), 2.02 (s, 3H, OAc), 3.77 (d, 1H, H5', J_{5',5"} = 12.6 Hz), 3.94 (dd, 1H, H5", J_{4',5"} = 1.7 Hz), 4.07 (pseudo t, 4H, H1",4"), 4.49
25 (d, 1H H4'), 5.05-5.10 (m, 2H, H2',3'), 5.86 (d, 1H, H1', J_{1',2'} = 4.2 Hz), 7.90, 7.99 (two 1H singlets, H2, H8). The N¹ alkylated product (422 mg, 1 mmol) is dissolved in pyridine (10 ml). Mesyl chloride (315 μl) is added and the mixture is kept at room temperature 20 minutes. Ethanol is
30 added and the reaction mixture is concentrated in vacuo to give the desired mesylate in quantitative yield, ¹H NMR

(CDCl₃) δ 1.37 (s, 3H, iPr), 1.60 (s, 3H, iPr), 1.68-1.71 (m, 2H, H3''), 1.83-1.88 (m, 2H, H2''), 2.02 (s, 3H, Oac), 2.92 (s, 3H, Ms), 4.06-4.11 (m, 4H, H1'', H4''), 4.39-4.41 (m, 2H, H5', H5''), 4.47-4.49 (m, 1H, H4'), 5.07 (DD, 1H, H3', J_{2',3'} = 6.4 Hz, J_{3',4'} = 3.5 Hz), 5.32 (dd, 1H, H2', J_{1',2'} = 2.2 Hz), 6.07 (d, 1H, H1'), 7.86, 7.98 (two 1H singlets, H2, H8).

In a similar manner the O-alkylated derivative is mesylated to give the product. ¹H NMR (CDCl₃) δ 1.38 (s, 3H, iPr), 1.61 (s, 3H, iPr), 1.84-1.86 (m, 2H, H3''), 1.94-1.99 (m, 2H, H2''), 2.03 (s, 3H, Oac), 2.89 (s, 3H, Ms), 4.12 (t, 2H, H4''), 4.39 (d, 1H, H5', J_{5',5''} = 10.8 Hz), 4.47 (d, 1H, H5''), 4.48-4.50 (m, 1H, H4'), 4.61 (t, 2H, H1''), 5.15 (dd, 1H, H3', J_{2',3'} = 6.4 Hz, J_{3',4'} = 3.2 Hz), 5.43 (dd, 1H, H2', J_{1',2'} = 2.2 Hz), 6.15 (d, 1H, H1'), 8.00, 8.51 (two 1H singlets, H2, H8).

The mesyl derivative of N¹ alkylated inosine (1 mmol) is treated with tetrabutylammonium salt of methylenebis-(phosphonic) acid (1.3 mmol) in DMSO-d₆. The progress of the reaction is followed by ³¹P NMR. When the ratio of the singlet of the starting phosphonic acid to the two doublets of phosphonylmethylenephosphonic acid at 15.50 and 18.68 ppm (J_{P,P} = 7.5 Hz) becomes constant, the reaction is completed and the product is purified by HPLC (retention time 40.7 min., 50.5 % yield). ¹H NMR (D₂O) δ 1.21 (t, 18H, Et₃N), 1.37 (s, 3H, iPr), 1.58 (s, 3H, iPr), 1.99 (s, 3H, OAc), 2.05 (t, 2H, P-CH₂-P, J_{P,H} = 19.2 Hz), 3.11 (q, 12H, Et₃N), (4.02-4.06 (m, 6H, H1'', H4', H5', 5''), 4.55-4.57 (m, 1H, H4'), 5.16 (dd, 1H, H3', J_{2',3'} = 6.1 Hz, J_{3',4'} = 2.0 Hz), 5.32 (dd, 1H, H2', J_{1',2'} = 3.1 Hz), 6.14 (d, 1H, H1'), 8.29, 8.36 (two 1H singlets, H2, H8).

This product is then heated with a mixture of Et₃N-MeOH-water (3:3:1) for 30 minutes at 60°C and then kept at room temperature for 3 days. The reaction mixture is concentrated *in vacuo*, and the product is purified by HPLC. The product (44 mg, 0.059 mmol) is then treated with DCC as described in Example 1. When ³¹P NMR of the reaction mixture shows the multisignal resonances characteristic for BTAs formation, the mixture is heated at 60°C for 2 hours. After addition of water the mixture is concentrated *in vacuo* and the residue was chromatographed on an HPLC column to give cyclic IMP-ribose analogue (6.1 mg, 9.5%, retention time 43.5 min.) as the triethylammonium salt. ¹H NMR (D₂O) δ 1.20 (m, 18H, Et₃N), 1.45 (s, 3H, iPr), 1.48-1.60 (m, 2H, H2''), 1.55 (s, 3H, iPr), 3.05-3.2 (m, 12H, Et₃N), 3.38-3.55 (m, H4''), 3.85-3.95 (m, 3H, H1'', H5'), 4.42-4.52 (m, 1H, H5''), 4.71-4.82 (m, 1H, H4'), 5.18 (d, 1H, H3', J_{2',3'} = 5.8 Hz), 5.78 (d, 1H, H2'), 6.20 (s, 1H, H1'), 8.19, 8.38 (two 1H singlets, H2, H8), ³¹P NMR (D₂O) δ 16.84 (s), 18.08 (s).

In a similar manner the mesylate from O-alkylated inosine gives the corresponding phosphonylmethylene-phosphonic acid (rt = 46.1 minutes). ¹H NMR (D₂O) δ 1.19 (t, 18H, Et₃N), 1.38 (s, 3H, iPr), 1.61 (s, 3H, iPr), 1.75-1.89 (m, 4H, H2'', H3''), 1.97 (s, 3H, OAc), 2.03 (t, 2H, P-CH₂-P, J_{P,H} = 19.9 Hz), 3.09 (q, 12H, Et₃N), 4.02-4.10 (m, 4H, H1'', H4''), 4.41-4.46 (m, 2H, H5', H5''), 4.56-4.58 (m, 1H, H4'), 5.16 (dd, 1H, H3', J_{2',3'} = 6.0 Hz, J_{3',4'} = 2.0 Hz), 5.33 (dd, 1H, H2', J_{1',2'} = 3.2 Hz), 6.16 (d, 1H, H1'), 8.31, 8.51 (two 1H singlets, H2, H8). After deacetylation, further DCC treatment affords the corresponding cyclic diphosphate (rt = 49.9 minutes). ¹H NMR (D₂O) δ 1.16-1.25 (m, 19H, Et₃N), 1.39 (s, 3H, iPr), 1.53-1.61 (m, 2H, H3''),

1.64 (s, 3H, iPr), 1.70-1.77 (m, 2H, H2''), 2.16 (P-CH₂-P, J_{P,H} = 19.2 Hz) 3.00-3.20 (q, 12H, Et₃N), 3.81-3.95 (m, 4H, H1'', H4''), 4.04-4.25 (m, 3H, H4', H5', H5''), 5.14-5.24 (m, 2H, H2', H3'), 6.27 (d, 1H, H1', J_{1',2'} = 3.4 Hz), 8.18, 8.65
 5 (two 1H singlets, H2, H8). ³¹P NMR, 17.62 (d), 18.02 (d), J_{P,P} = 10.3 Hz.

In a similar manner, the following nucleoside cyclic methylenebis(phosphonate)s are prepared:

10 N¹-(n-Butan-4-yl)-2',3'-O-isopropylideneadeosin-5'-yl cyclic P¹,P²-methylenebis(phosphonate).

N¹-(n-Butan-4-yl)-2',3'-O-isopropylideneguanosin-5'-yl cyclic P¹,P²-methylenebis(phosphonate).

N¹-(n-Butan-4-yl)-2',3'-O-isopropylideneuridin-5'-yl cyclic P¹,P²-methylenebis(phosphonate).

15 N¹-(n-Butan-4-yl)-2',3'-O-isopropylidene-N⁴-acetylcytidin-5'-yl cyclic P¹,P²-methylenebis(phosphonate).

N¹-(2,3-Dihydroxy-4-hydroxymethylcyclopentan-6-yl)-2',3'-O-isopropylideneadeosin-5'-yl cyclic P¹,P²-methylenebis(phosphonate).

20 N¹-(2,3-Dihydroxy-4-hydroxymethylcyclopentan-6-yl)-2',3'-O-isopropylideneguanosin-5'-yl cyclic P¹,P²-methylenebis(phosphonate).

25 N¹-(2,3-Dihydroxy-4-hydroxymethylcyclopentan-6-yl)-2',3'-O-isopropylideneinosin-5'-yl cyclic P¹,P²-methylenebis(phosphonate).

N¹-(2,3-Dihydroxy-4-hydroxymethylcyclopentan-6-yl)-2',3'-O-isopropylideneuridin-5'-yl cyclic P¹,P²-methylenebis(phosphonate).

30 N¹-(2,3-Dihydroxy-4-hydroxymethylcyclopentan-6-yl)-2',3'-O-isopropylidene-N⁴-acetylcytidin-5'-yl cyclic P¹,P²-methylenebis(phosphonate).

N¹-(Ethoxymethan-2-yl)-2',3'-O-isopropylideneadeosin-5'-yl cyclic P¹,P²-methylenebis(phosphonate).

N¹-(Ethoxymethan-2-yl)-2',3'-O-isopropylidene-guanosin-5'-yl cyclic P¹,P²-methylenebis(phosphonate).

N¹-(Ethoxymethan-2-yl)-2',3'-O-isopropylideneinosin-5'-yl cyclic P¹,P²-methylenebis(phosphonate).

5 N¹-(Ethoxymethan-2-yl)-2',3'-O-isopropylideneuridin-5'-yl cyclic P¹,P²-methylenebis(phosphonate).

N¹-(Ethoxymethan-2-yl)-2',3'-O-isopropylidene-N⁴-acetylcytidin-5'-yl cyclic P¹,P²-methylenebis(phosphonate).

10

Example 15

Synthesis and use of P¹-(cytidin-5'-yl)-P²-(trimethylammoniummethyl)-methylenebis(phosphonate).

15 P¹-(cytidin-5'-yl)-P²-(trimethylammoniummethyl)-methylenebis(phosphonate) is an analog of cytidyl diphosphocholine (citicholine), an important intermediate in lipid metabolism and a drug under development for treatment for ischemic stroke. The analog may be prepared by the reaction of the appropriate BTA with a p-toluenosulfonate salt of choline. Thus, a mixture of the
20 BTA prepared from N⁴-acetylcytidin-5'-ylphosphonomethylene-phosphonic acid (1 mmol in 10 ml of dry pyridine) and p-toluenosulfonate salt of choline (412 mg, 1.5 mmol) is kept at 55°C for 4 hours. The mixture is processed as described
25 in Example 3. P¹-(N⁴-acetyl-2',3'-O-isopropylidenecytidin-5'-yl)-P²-(trimethylammoniummethyl)-methylenebisphosphonate is obtained, and deprotected with Dowex 50WX8/H⁺ to give the desired compound.

30 The compound may be administered to patients suffering from ischemic stroke, preferably as soon as possible following onset of symptoms. The optimal dosage regimen for a particular patient or situation can be readily determined by one of ordinary skill, but in general, administration of between approximately 500 to
35 2000 milligrams daily for approximately six weeks will be

appropriate.

EXAMPLE 16

P¹-(2',3'-O-isopropylideneadenosin-5'-yl)-P²-[mycophenol-6-(3'-methylhex-2'-ene-6'-yl)methylene-bis(phosphonate) (compound 7, Scheme 3, n = 3).

To a solution of compound 3 in Scheme 3 (140 mg, 0.2 mmol) in pyridine (0.8 mL) is added DIC (156 mL, 1 mmol) and the mixture is left (approximately for 6 hours) at room temperature until intermediate 5 is formed (multisignal resonances in ³¹P NMR; Pankiewicz, et al. 1997). MPol (n = 3) (75 mg, 0.25 mmol) is then added and the reaction mixture is heated at 55-60 °C for 24 hours when the ³¹P NMR spectrum of the reaction mixture exhibits two broad signals at 8 ppm and 25 ppm characteristic for the presence of intermediate 6. Then a mixture of water (200 µL) and Et₃N (100 µL) is added, and the reaction mixture kept at 80-85 °C for 30 hours. HPLC purification on a Dynamax-300A C18-83-243-C column with a flow rate of 20 mL/min of 0.05 M Et₃N H₂CO₃ (TEAB) followed by a linear gradient of 0.05 M TEAB-aq.MeCN (70%) affords compound 7 (62 mg, 32%) as the triethylammonium salt. ¹H NMR: (D₂O) δ 1.24 (t, 18 H, Et₃N), 1.37 and 1.61 (s, 3H each, isopropylidene), 1.63 [m, 2H, CH₂5' (MPAlc)], 1.67 (s, 3H, CH₃), 1.93 (s, 3H, CH₃), 1.95 [m, 2H, CH₂4' (MPAlc)], 2.07 (t, 2H, P-CH₂-P, J = 19.9 Hz), 3.09 [d, 1H, CH₂1' (MPAlc)], 3.16 (q, 12 H, Et₃N), 3.60 (s, 3H, OCH₃), 3.79 [q, 2H, 6'CH₂ (MPAlc), J_{H-P} = 6.3 Hz, J_{H-H} = 6.3 Hz], 4.05 [m, 2H, H5',5'' (Ado)], 4.52 [m, 1H, H4' (Ado)], 4.94, [dd, 1H, CH1' (MPAlc), J = 6.0 Hz, J = 6.5 Hz], 5.13 (s, 2H, CH₂3 (MPAlc)], 5.15 [dd, 1H, H3' (Ado), J_{3',4'} = 1.7 Hz, J_{2',3'} = 6.0 Hz], 5.20 [dd, 1H,

H2' (Ado), $J_{1'-2'} = 3.0$ Hz], 6.00 [d, 1H, H1' (Ado)], 8.03 and 8.29 [two 1H singlets, H2, H8 (Ado)]; ^{31}P NMR (D_2O) AB system 17.70 and 18.02 ($J = 11.4$ Hz).

By following the same procedure but using the
 5 corresponding mycophenolic alcohol and protected
 nucleosides, the following compounds are also prepared:

$\text{P}^1\text{-(2',3'-O-isopropylideneadenosin-5'-yl)-P}^2\text{-[7-hydroxy-5-methoxy-4-methyl-phthalan-1-on-6-yl-(3'-methylbut-2'-ene-4'-yl)]methylene-bis(phosphonate)}$,
 10 $\text{P}^1\text{-(2',3'-O-isopropylideneadenosin-5'-yl)-P}^2\text{-[7-hydroxy-5-methoxy-4-methyl-phthalan-1-on-6-yl-(3'-methylpent-2'-ene-5'-yl)]methylene-bis(phosphonate)}$,
 $\text{P}^1\text{-(2',3'-O-isopropylideneadenosin-5'-yl)-P}^2\text{-[7-hydroxy-5-methoxy-4-methyl-phthalan-1-on-6-yl-(3'-methylhept-2'-ene-7'-yl)]methylene-bis(phosphonate)}$,
 15 $\text{P}^1\text{-(2',3'-O-isopropylideneadenosin-5'-yl)-P}^2\text{-[7-hydroxy-5-methoxy-4-methyl-phthalan-1-on-6-yl-(3'-methylocta-2'-ene-8'-yl)]methylene-bis(phosphonate)}$,
 20 $\text{P}^1\text{-(3'-O-acetyl-2'-fluoro-2'-deoxyadenosin-5'-yl)-P}^2\text{-[7-hydroxy-5-methoxy-4-methyl-phthalan-1-on-6-yl-(3'-methylbut-2'-ene-4'-yl)]methylene-bis(phosphonate)}$,
 $\text{P}^1\text{-(3'-O-acetyl-2'-fluoro-2'-deoxyadenosin-5'-yl)-P}^2\text{-[7-hydroxy-5-methoxy-4-methyl-phthalan-1-on-6-yl-(3'-methylpent-2'-ene-5'-yl)]methylene-bis(phosphonate)}$,
 25 $\text{P}^1\text{-(3'-O-acetyl-2'-fluoro-2'-deoxyadenosin-5'-yl)-P}^2\text{-[7-hydroxy-5-methoxy-4-methyl-phthalan-1-on-6-yl-(3'-methylhex-2'-ene-6'-yl)]methylene-bis(phosphonate)}$,
 $\text{P}^1\text{-(3'-O-acetyl-2'-fluoro-2'-deoxyadenosin-5'-yl)-P}^2\text{-[7-hydroxy-5-methoxy-4-methyl-phthalan-1-on-6-yl-(3'-methylhept-2'-ene-7'-yl)]methylene-bis(phosphonate)}$,
 30 $\text{P}^1\text{-(3'-O-acetyl-2'-fluoro-2'-deoxyadenosin-5'-yl)-P}^2\text{-[7-hydroxy-5-methoxy-4-methyl-phthalan-1-on-6-yl-(3'-methyloct-2'-ene-8'-yl)]methylene-bis(phosphonate)}$,

P¹-(2'-O-acetyl-3'-fluoro-3'-deoxyadenosin-5'-yl)-P²-
[7-hydroxy-5-methoxy-4-methyl-phthalan-1-on-6-yl-(3'-
methylbut-2'-ene-4'-yl)]methylene-bis(phosphonate),

5 P¹-(2'-O-acetyl-3'-fluoro-3'-deoxyadenosin-5'-yl)-P²-
[7-hydroxy-5-methoxy-4-methyl-phthalan-1-on-6-yl-(3'-
methylpent-2'-ene-5'-yl)]methylene-bis(phosphonate),

P¹-(2'-O-acetyl-3'-fluoro-3'-deoxyadenosin-5'-yl)-P²-
[7-hydroxy-5-methoxy-4-methyl-phthalan-1-on-6-yl-(3'-
methylhex-2'-ene-6'-yl)]methylene-bis(phosphonate),

10 P¹-(2'-O-acetyl-3'-fluoro-3'-deoxyadenosin-5'-yl)-P²-
(7-hydroxy-5-methoxy-4-methyl-phthalan-1-on-6-yl-(3'-
methylhept-2'-ene-7'-yl)]methylene-bis(phosphonate),

P¹-(2'-O-acetyl-3'-fluoro-3'-deoxyadenosin-5'-yl)-P²-
[7-hydroxy-5-methoxy-4-methyl-phthalan-1-on-6-yl-(3'-
15 methyloct-2'-ene-8'-yl)]methylene-bis(phosphonate),

P¹-[9-(3'-O-acetyl-2'-fluoro-2'-deoxy-β-D-
arabinofuranosyl)adenin-5'-yl]-P²-[7-hydroxy-5-methoxy-4-
methyl-phthalan-1-on-6-yl-(3'-methylbut-2'-ene-4'-
yl)]methylenebis(phosphonate),

20 P¹-[9-(3'-O-acetyl-2'-fluoro-2'-deoxy-β-D-
arabinofuranosyl)adenin-5'-yl]-P²-[7-hydroxy-5-methoxy-4-
methyl-phthalan-1-on-6-yl-(3'-methylpent-2-ene-5'-
yl)]methylenebis(phosphonate),

P¹-[9-(3'-O-acetyl-2'-fluoro-2'-deoxy-β-D-
25 arabinofuranosyl)adenin-5'-yl]-P²-[7-hydroxy-5-methoxy-4-
methyl-phthalan-1-on-6-yl-(3'-methylhex-2'-ene-6'-
yl)]methylenebis(phosphonate),

P¹-[9-(3'-O-acetyl-2'-fluoro-2'-deoxy-β-D-
arabinofuranosyl)adenin-5'-yl]-P²-[7-hydroxy-5-methoxy-4-
30 methyl-phthalan-1-on-6-yl-(3'-methylhept-2-ene-7'-
yl)]methylenebis(phosphonate),

P¹-[9-(3'-O-acetyl-2'-fluoro-2'-deoxy-β-D-
arabinofuranosyl)adenin-5'-yl]-P²-[7-hydroxy-5-methoxy-4-
methyl-phthalan-1-on-6-yl-(3'-methyloct-ene-8'-

yl)]methylenebis(phosphonate),

P¹-[9-(2'-O-acetyl-3'-fluoro-3'-deoxy-β-D-arabinofuranosyl)adenin-5'-yl]-P²-[7-hydroxy-5-methoxy-4-methyl-phthalan-1-on-6-yl-(3'-methylbut-2-ene-4'-

5 yl)]methylenebis(phosphonate),

P¹-[9-(2'-O-acetyl-3'-fluoro-3'-deoxy-β-D-arabinofuranosyl)adenin-5'-yl]-P²-[7-hydroxy-5-methoxy-4-methyl-phthalan-1-on-6-yl-(3'-methylpent-2-ene-5'-yl)]methylenebis(phosphonate),

10 P¹-[9-(2'-O-acetyl-3'-fluoro-3'-deoxy-β-D-arabinofuranosyl)adenin-5'-yl]-P²-[7-hydroxy-5-methoxy-4-methyl-phthalan-1-on-6-yl-(3'-methylhex-2'-ene-6'-yl)]methylenebis(phosphonate),

P¹-[9-(2'-O-acetyl-3'-fluoro-3'-deoxy-β-D-arabinofuranosyl)adenin-5'-yl]-P²-[7-hydroxy-5-methoxy-4-methyl-phthalan-1-on-6-yl-(3'-methylhept-2'-ene-7'-yl)]methylenebis(phosphonate),

15 P¹-[9-(2'-O-acetyl-3'-fluoro-3'-deoxy-β-D-arabinofuranosyl)adenin-5'-yl]-P²-[7-hydroxy-5-methoxy-4-methyl-phthalan-1-on-6-yl-(3'-methyloct-2'-ene-8'-yl)]methylenebis(phosphonate),

P¹-(2',3'-O-isopropylideneguanosin-5'-yl)-P²-[7-hydroxy-5-methoxy-4-methyl-phthalan-1-on-6-yl-(3'-methylbut-2'-ene-4'-yl)]methylenebis(phosphonate),

25 P¹-(2',3'-O-isopropylideneguanosin-5'-yl)-P²-[7-hydroxy-5-methoxy-4-methyl-phthalan-1-on-6-yl-(3'-methylpent-2'-ene-5'-yl)]methylenebis(phosphonate),

P¹-(2',3'-O-isopropylideneguanosin-5'-yl)-P²-[7-hydroxy-5-methoxy-4-methyl-phthalan-1-on-6-yl-(3'-methylhex-2'-ene-6'-yl)]methylenebis(phosphonate),

30 P¹-(2',3'-O-isopropylideneguanosin-5'-yl)-P²-[7-hydroxy-5-methoxy-4-methyl-phthalan-1-on-6-yl-(3'-methylhept-2'-ene-7'-yl)]methylenebis(phosphonate),

P¹-(2',3'-O-isopropylideneguanosin-5'-yl)-P²-[7-

- hydroxy-5-methoxy-4-methyl-phthalan-1-on-6-yl-(3'-methyloct-2'-ene-8'-yl)]methylene-bis(phosphonate),
 P^1 -(3'-O-acetyl-2'-fluoro-2'-deoxyguanosin-5'-yl)- P^2 -
 [7-hydroxy-5-methoxy-4-methyl-phthalan-1-on-6-yl-(3'-methylbut-2'-ene-4'-yl)]methylene-bis(phosphonate),
 P^1 -(3'-O-acetyl-2'-fluoro-2'-deoxyguanosin-5'-yl)- P^2 -
 [7-hydroxy-5-methoxy-4-methyl-phthalan-1-on-6-yl-(3'-methylpent-2'-ene-5'-yl)]methylene-bis(phosphonate),
 P^1 -(3'-O-acetyl-2'-fluoro-2'-deoxyguanosin-5'-yl)- P^2 -
 [7-hydroxy-5-methoxy-4-methyl-phthalan-1-on-6-yl-(3'-methylhex-2'-ene-6'-yl)]methylene-bis(phosphonate),
 P^1 -(3'-O-acetyl-2'-fluoro-2'-deoxyguanosin-5'-yl)- P^2 -
 [7-hydroxy-5-methoxy-4-methyl-phthalan-1-on-6-yl-(3'-methylhept-2'-ene-7'-yl)]methylene-bis(phosphonate),
 P^1 -(3'-O-acetyl-2'-fluoro-2'-deoxyguanosin-5'-yl)- P^2 -
 [7-hydroxy-5-methoxy-4-methyl-phthalan-1-on-6-yl-(3'-methyloct-2'-ene-8'-yl)]methylene-bis(phosphonate),
 P^1 -(2'-O-acetyl-3'-fluoro-3'-deoxyguanosin-5'-yl)- P^2 -
 [7-hydroxy-5-methoxy-4-methyl-phthalan-1-on-6-yl-(3'-methylbut-2'-ene-4'-yl)]methylene-bis(phosphonate),
 P^1 -(2'-O-acetyl-3'-fluoro-3'-deoxyguanosin-5'-yl)- P^2 -
 [7-hydroxy-5-methoxy-4-methyl-phthalan-1-on-6-yl-(3'-methylpent-2'-ene-5'-yl)]methylene-bis(phosphonate),
 P^1 -(2'-O-acetyl-3'-fluoro-3'-deoxyguanosin-5'-yl)- P^2 -
 [7-hydroxy-5-methoxy-4-methyl-phthalan-1-on-6-yl-(3'-methylhex-2'-ene-6'-yl)]methylene-bis(phosphonate),
 P^1 -(2'-O-acetyl-3'-fluoro-3'-deoxyguanosin-5'-yl)- P^2 -
 [7-hydroxy-5-methoxy-4-methyl-phthalan-1-on-6-yl-(3'-methylhept-2'-ene-7'-yl)]methylene-bis(phosphonate),
 P^1 -(2'-O-acetyl-3'-fluoro-3'-deoxyguanosin-5'-yl)- P^2 -
 [7-hydroxy-5-methoxy-4-methyl-phthalan-1-on-6-yl-(3'-methyloct-2'-ene-8'-yl)]methylene-bis(phosphonate),
 P^1 -[9-(3'-O-acetyl-2'-fluoro-2'-deoxy- β -D-arabinofuranosyl)guanin-5'-yl]- P^2 -[7-hydroxy-5-methoxy-4-methyl-phthalan-1-on-6-yl-(3'-methylbut-2'-ene-4'-yl)-

yl)]methylenebis(phosphonate),

P¹-[9-(3'-O-acetyl-2'-fluoro-2'-deoxy-β-D-arabinofuranosyl)guanin-5'-yl]-P²-[7-hydroxy-5-methoxy-4-methyl-phthalan-1-on-6-yl-(3'-methylpent-2'-ene-5'-

5 yl)]methylenebis(phosphonate),

P¹-[9-(3'-O-acetyl-2'-fluoro-2'-deoxy-β-D-arabinofuranosyl)guanin-5'-yl]-P²-[7-hydroxy-5-methoxy-4-methyl-phthalan-1-on-6-yl-(3'-methylhex-2'-ene-6'-

yl)]methylenebis(phosphonate),

10 P¹-[9-(3'-O-acetyl-2'-fluoro-2'-deoxy-β-D-arabinofuranosyl)guanin-5'-yl]-P²-[7-hydroxy-5-methoxy-4-methyl-phthalan-1-on-6-yl-(3'-methylhept-2'-ene-7'-

yl)]methylenebis(phosphonate),

P¹-[9-(3'-O-acetyl-2'-fluoro-2'-deoxy-β-D-arabinofuranosyl)guanin-5'-yl]-P²-[7-hydroxy-5-methoxy-4-methyl-phthalan-1-on-6-yl-(3'-methyloct-2'-ene-8'-

yl)]methylenebis(phosphonate),

15 P¹-[9-(2'-O-acetyl-3'-fluoro-3'-deoxy-β-D-arabinofuranosyl)guanin-5'-yl]-P²-[7-hydroxy-5-methoxy-4-methyl-phthalan-1-on-6-yl-(3'-methylbut-2'-ene-4'-

yl)]methylenebis(phosphonate),

20 P¹-[9-(2'-O-acetyl-3'-fluoro-3'-deoxy-β-D-arabinofuranosyl)guanin-5'-yl]-P²-[7-hydroxy-5-methoxy-4-methyl-phthalan-1-on-6-yl-(3'-methylpent-2'-ene-5'-

yl)]methylenebis(phosphonate),

25 P¹-[9-(2'-O-acetyl-3'-fluoro-3'-deoxy-β-D-arabinofuranosyl)guanin-5'-yl]-P²-[7-hydroxy-5-methoxy-4-methyl-phthalan-1-on-6-yl-(3'-methylhex-2'-ene-6'-

yl)]methylenebis(phosphonate),

30 P¹-[9-(2'-O-acetyl-3'-fluoro-3'-deoxy-β-D-arabinofuranosyl)guanin-5'-yl]-P²-[7-hydroxy-5-methoxy-4-methyl-phthalan-1-on-6-yl-(3'-methylhept-2'-ene-7'-

yl)]methylenebis(phosphonate),

P¹-[9-(2'-O-acetyl-3'-fluoro-3'-deoxy-β-D-

arabinofuranosyl)guanin-5'-yl]-P²-[7-hydroxy-5-methoxy-4-methyl-phthalan-1-on-6-yl-(3'-methyloct-2'-ene-8'-yl)]methylenebis(phosphonate),

5 P¹-(2',3'-O-isopropylideneinosin-5'-yl)-P²-[7-hydroxy-5-methoxy-4-methyl-phthalan-1-on-6-yl-(3'-methylbut-2'-ene-4'-yl)]methylene-bis(phosphonate),

P¹-(2',3'-O-isopropylideneinosin-5'-yl)-P²-[7-hydroxy-5-methoxy-4-methyl-phthalan-1-on-6-yl-(3'-methylpent-2'-ene-5'-yl)]methylene-bis(phosphonate),

10 P¹-(2',3'-O-isopropylideneinosin-5'-yl)-P²-[7-hydroxy-5-methoxy-4-methyl-phthalan-1-on-6-yl-(3'-methylhex-2'-ene-6'-yl)]methylene-bis(phosphonate),

15 P¹-(2',3'-O-isopropylideneinosin-5'-yl)-P²-[7-hydroxy-5-methoxy-4-methyl-phthalan-1-on-6-yl-(3'-methylhept-2'-ene-7'-yl)]methylene-bis(phosphonate),

P¹-(2',3'-O-isopropylideneinosin-5'-yl)-P²-[7-hydroxy-5-methoxy-4-methyl-phthalan-1-on-6-yl-(3'-methyloct-2'-ene-8'-yl)]methylene-bis(phosphonate),

20 P¹-(3'-O-acetyl-2'-fluoro-2'-deoxyinosin-5'-yl)-P²-[7-hydroxy-5-methoxy-4-methyl-phthalan-1-on-6-yl-(3'-methylbut-2'-ene-4'-yl)]methylene-bis(phosphonate),

P¹-(3'-O-acetyl-2'-fluoro-2'-deoxyinosin-5'-yl)-P²-[7-hydroxy-5-methoxy-4-methyl-phthalan-1-on-6-yl-(3'-methylpent-2'-ene-5'-yl)]methylene-bis(phosphonate),

25 P¹-(3'-O-acetyl-2'-fluoro-2'-deoxyinosin-5'-yl)-P²-[7-hydroxy-5-methoxy-4-methyl-phthalan-1-on-6-yl-(3'-methylhex-2'-ene-6'-yl)]methylene-bis(phosphonate),

30 P¹-(3'-O-acetyl-2'-fluoro-2'-deoxyinosin-5'-yl)-P²-[7-hydroxy-5-methoxy-4-methyl-phthalan-1-on-6-yl-(3'-methylhept-2'-ene-7'-yl)]methylene-bis(phosphonate),

P¹-(3'-O-acetyl-2'-fluoro-2'-deoxyinosin-5'-yl)-P²-[7-hydroxy-5-methoxy-4-methyl-phthalan-1-on-6-yl-(3'-methyloct-2'-ene-8'-yl)]methylene-bis(phosphonate),

35 P¹-(2'-O-acetyl-3'-fluoro-3'-deoxyinosin-5'-yl)-P²-[7-hydroxy-5-methoxy-4-methyl-phthalan-1-on-6-yl-(3'-

methylbut-2'-ene-4'-yl)]methylene-bis(phosphonate),

P¹-(2'-O-acetyl-3'-fluoro-3'-deoxyinosin-5'-yl)-P²-[7-hydroxy-5-methoxy-4-methyl-phthalan-1-on-6-yl-(3'-methylpent-2'-ene-5'-yl)]methylene-bis(phosphonate),

5 P¹-(2'-O-acetyl-3'-fluoro-3'-deoxyinosin-5'-yl)-P²-[7-hydroxy-5-methoxy-4-methyl-phthalan-1-on-6-yl-(3'-methylhex-2'-ene-6'-yl)]methylene-bis(phosphonate),

10 P¹-(2'-O-acetyl-3'-fluoro-3'-deoxyinosin-5'-yl)-P²-[7-hydroxy-5-methoxy-4-methyl-phthalan-1-on-6-yl-(3'-methylhept-2'-ene-7'-yl)]methylene-bis(phosphonate),

P¹-(2'-O-acetyl-3'-fluoro-3'-deoxyinosin-5'-yl)-P²-[7-hydroxy-5-methoxy-4-methyl-phthalan-1-on-6-yl-(3'-methyloct-2'-ene-8'-yl)]methylene-bis(phosphonate),

15 P¹-[9-(3'-O-acetyl-2'-fluoro-2'-deoxy-β-D-arabinofuranosyl)hypoxanthin-5'-yl]-P²-[7-hydroxy-5-methoxy-4-methyl-phthalan-1-on-6-yl-(3'-methylbut-2'-ene-4'-yl)]methylenebis(phosphonate),

20 P¹-[9-(3'-O-acetyl-2'-fluoro-2'-deoxy-β-D-arabinofuranosyl)hypoxanthin-5'-yl]-P²-[7-hydroxy-5-methoxy-4-methyl-phthalan-1-on-6-yl-(3'-methylpent-2'-ene-5'-yl)]methylenebis(phosphonate),

25 P¹-[9-(3'-O-acetyl-2'-fluoro-2'-deoxy-β-D-arabinofuranosyl)hypoxanthin-5'-yl]-P²-[7-hydroxy-5-methoxy-4-methyl-phthalan-1-on-6-yl-(3'-methylhex-2'-ene-6'-yl)]methylenebis(phosphonate),

P¹-[9-(3'-O-acetyl-2'-fluoro-2'-deoxy-β-D-arabinofuranosyl)hypoxanthin-5'-yl]-P²-[7-hydroxy-5-methoxy-4-methyl-phthalan-1-on-6-yl-(3'-methylhept-2'-ene-7'-yl)]methylenebis(phosphonate),

30 P¹-[9-(3'-O-acetyl-2'-fluoro-2'-deoxy-β-D-arabinofuranosyl)hypoxanthin-5'-yl]-P²-[7-hydroxy-5-methoxy-4-methyl-phthalan-1-on-6-yl-(3'-methyloct-2'-ene-8'-yl)]methylenebis(phosphonate),

P¹-[9-(2'-O-acetyl-3'-fluoro-3'-deoxy-β-D-

arabinofuranosyl)hypoxanthin-5'-yl]-P²-[7-hydroxy-5-methoxy-4-methyl-phthalan-1-on-6-yl-(3'-methylbut-2'-ene-4'-yl)]methylenebis(phosphonate),

5 P¹-[9-(2'-O-acetyl-3'-fluoro-3'-deoxy-β-D-arabinofuranosyl)hypoxanthin-5'-yl]-P²-[7-hydroxy-5-methoxy-4-methyl-phthalan-1-on-6-yl-(3'-methylpent-2'-ene-5'-yl)]methylenebis(phosphonate),

10 P¹-[9-(2'-O-acetyl-3'-fluoro-3'-deoxy-β-D-arabinofuranosyl)hypoxanthin-5'-yl]-P²-[7-hydroxy-5-methoxy-4-methyl-phthalan-1-on-6-yl-(3'-methylhex-2'-ene-6'-yl)]methylenebis(phosphonate),

15 P¹-[9-(2'-O-acetyl-3'-fluoro-3'-deoxy-β-D-arabinofuranosyl)hypoxanthin-5'-yl]-P²-[7-hydroxy-5-methoxy-4-methyl-phthalan-1-on-6-yl-(3'-methylhept-2'-ene-7'-yl)]methylenebis(phosphonate), and

P¹-[9-(2'-O-acetyl-3'-fluoro-3'-deoxy-β-D-arabinofuranosyl)hypoxanthin-5'-yl]-P²-[7-hydroxy-5-methoxy-4-methyl-phthalan-1-on-6-yl-(3'-methyloct-2'-ene-8'-yl)]methylenebis(phosphonate).

20

EXAMPLE 17

P¹-(adenosin-5'-yl)-P²-(mycophenol-5'-yl)methylenebis(phosphonate) (compound 1, Scheme 3, n = 3).

25 Compound 7 of Scheme 3 (24 mg, 0.025 mmol, as triethylammonium salt) is dissolved in a mixture of methanol (1 mL) and water (1 mL) containing CF₃COOH (0.5 mL). The mixture is kept at room temperature for 1 hour and heated at 50 °C for 30 minutes. Methanol is removed in vacuo, the mixture is diluted with water (2 mL),
 30 neutralized with concentrated ammonia and then the solvents are removed in vacuo. The residue is chromatographed on a HPLC Dynamax-300A C18-83-243-C column with a flow rate of 20 mL/min of 0.05 M Et₃N H₂CO₃ (TEAB) followed by a linear gradient of 0.05 M TEAB-aq.MeCN (70%) to give 1 as the

triethylammonium salt. This compound was converted to the sodium salt of 1 (11 mg, 63%) by passing through a column of Dowex 50WX8/Na⁺ form. ¹H NMR (D₂O) δ 1.64 [m, 2H, CH₂5' (MPAlc)], 1.73 (s, 3H, CH₃), 2.01 [m, 2H, CH₂4' (MPAlc)], 2.07 (s, 3H, CH₃), 2.18 (t, 2H, P-CH₂-P, J = 20.0 Hz), 3.21 [d, 2H, CH₂1' (MPAlc), J = 6.9 Hz], 3.68 (s, 3H, OCH₃), 3.85 [q, 2H, CH₂6' (MPAlc), J = 6.3 Hz], 4.19 [m, 2H, H5',5'' (Ado)], 4.33 [m, 1H, H4' (Ado)], 4.51 [dd, 1H, H3' (Ado), J_{3',4'} = 4.2 Hz, J_{2',3'} = 5.1 Hz], 4.67 [dd, 1H, H2' (Ado), J_{1',2'} = 5.2 Hz], 4.93 [m, 1H, CH2' (MPAlc)], 5.26 [s, 2H, CH₂3 (MPAlc)], 5.99 [d, 1H, H1' (Ado)], 8.13 and 8.49 (two 1H singlets, H2 and H8); ³¹P NMR (D₂O) AB system 17.65, 18.35 (J = 11.5 Hz).

By following the same procedure but using the corresponding protected P¹,P²-disubstituted methylenebis(phosphonate), the following compounds are also prepared:

P¹-(adenosin-5'-yl)-P²-[7-hydroxy-5-methoxy-4-methylphthalan-1-on-6-yl-(3'-methylbut-2'-ene-4'-yl)]methylenebis(phosphonate),

P¹-(adenosin-5'-yl)-P²-[7-hydroxy-5-methoxy-4-methylphthalan-1-on-6-yl-(3'-methylpent-2'-ene-5'-yl)]methylenebis(phosphonate),

P¹-(adenosin-5'-yl)-P²-[7-hydroxy-5-methoxy-4-methylphthalan-1-on-6-yl-(3'-methylhept-2'-ene-7'-yl)]methylenebis(phosphonate),

P¹-(adenosin-5'-yl)-P²-[7-hydroxy-5-methoxy-4-methylphthalan-1-on-6-yl-(3'-methyloct-2-ene-8'-yl)]methylenebis(phosphonate),

P¹-(2'-fluoro-2'-deoxyadenosin-5'-yl)-P²-[7-hydroxy-5-methoxy-4-methylphthalan-1-on-6-yl-(3'-methylbut-2'-ene-4'-yl)]-methylenebis(phosphonate),

P¹-(2'-fluoro-2'-deoxyadenosin-5'-yl)-P²-[7-hydroxy-5-

methoxy-4-methyl-phthalan-1-on-6-yl-(3'-methylpent-2'-ene-5'-yl)]-methylenebis(phosphonate),

P¹-(2'-fluoro-2'-deoxyadenosin-5'-yl)-P²-[7-hydroxy-5-methoxy-4-methyl-phthalan-1-on-6-yl-(3'-methylhex-2-ene-6'-yl)]-methylenebis(phosphonate),

P¹-(2'-fluoro-2'-deoxyadenosin-5'-yl)-P²-[7-hydroxy-5-methoxy-4-methyl-phthalan-1-on-6-yl-(3'-methylhept-2'-ene-7'-yl)]-methylenebis(phosphonate),

P¹-(2'-fluoro-2'-deoxyadenosin-5'-yl)-P²-[7-hydroxy-5-methoxy-4-methyl-phthalan-1-on-6-yl-(3'-methyloct-2'-ene-8'-yl)]-methylenebis(phosphonate),

P¹-(3'-fluoro-3'-deoxyadenosin-5'-yl)-P²-[7-hydroxy-5-methoxy-4-methyl-phthalan-1-on-6-yl-(3'-methylbut-2'-ene-4'-yl)]-methylenebis(phosphonate),

P¹-(3'-fluoro-3'-deoxyadenosin-5'-yl)-P²-[7-hydroxy-5-methoxy-4-methyl-phthalan-1-on-6-yl-(3'-methylpent-2'-ene-5'-yl)]-methylenebis(phosphonate),

P¹-(3'-fluoro-3'-deoxyadenosin-5'-yl)-P²-[7-hydroxy-5-methoxy-4-methyl-phthalan-1-on-6-yl-(3'-methylhex-2'-ene-6'-yl)]-methylenebis(phosphonate),

P¹-(3'-fluoro-3'-deoxyadenosin-5'-yl)-P²-[7-hydroxy-5-methoxy-4-methyl-phthalan-1-on-6-yl-(3'-methylhept-2'-ene-7'-yl)]-methylenebis(phosphonate),

P¹-(3'-fluoro-3'-deoxyadenosin-5'-yl)-P²-[7-hydroxy-5-methoxy-4-methyl-phthalan-1-on-6-yl-(3'-methyloct-2'-ene-8'-yl)]-methylenebis(phosphonate),

P¹-[9-(2'-fluoro-2'-deoxy-β-D-arabinofuranosyl)adenin-5'-yl]-P²-[7-hydroxy-5-methoxy-4-methyl-phthalan-1-on-6-yl-(3'-methylbut-2'-ene-4'-yl)]methylenebis(phosphonate),

P¹-[9-(2'-fluoro-2'-deoxy-β-D-arabinofuranosyl)adenin-5'-yl]-P²-[7-hydroxy-5-methoxy-4-methyl-phthalan-1-on-6-yl-(3'-methylpent-2'-ene-5'-yl)]methylenebis(phosphonate),

P¹-[9-(2'-fluoro-2'-deoxy-β-D-arabinofuranosyl)adenin-5'-yl]-P²-[7-hydroxy-5-methoxy-4-methyl-phthalan-1-on-6-yl-(3'-methylhex-2'-ene-6'-yl)]methylenebis(phosphonate),

P¹-[9-(2'-fluoro-2'-deoxy-β-D-arabinofuranosyl)adenin-5'-yl]-P²-[7-hydroxy-5-methoxy-4-methyl-phthalan-1-on-6-yl-(3'-methylhept-2'-ene-7'-yl)]methylenebis(phosphonate),

5 P¹-[9-(2'-fluoro-2'-deoxy-β-D-arabinofuranosyl)adenin-5'-yl]-P²-[7-hydroxy-5-methoxy-4-methyl-phthalan-1-on-6-yl-(3'-methyloct-2'-ene-8'-yl)]methylenebis(phosphonate),

P¹-[9-(3'-fluoro-3'-deoxy-β-D-arabinofuranosyl)adenin-5'-yl]-P²-[7-hydroxy-5-methoxy-4-methyl-phthalan-1-on-6-yl-(3'-methylbut-2'-ene-4'-yl)]methylenebis(phosphonate),

10 P¹-[9-(3'-fluoro-3'-deoxy-β-D-arabinofuranosyl)adenin-5'-yl]-P²-[7-hydroxy-5-methoxy-4-methyl-phthalan-1-on-6-yl-(3'-methylpent-2'-ene-5'-yl)]methylenebis(phosphonate),

P¹-[9-(3'-fluoro-3'-deoxy-β-D-arabinofuranosyl)adenin-5'-yl]-P²-[7-hydroxy-5-methoxy-4-methyl-phthalan-1-on-6-yl-(3'-methylhex-2'-ene-6'-yl)]methylenebis(phosphonate),

P¹-[9-(3'-fluoro-3'-deoxy-β-D-arabinofuranosyl)adenin-5'-yl]-P²-[7-hydroxy-5-methoxy-4-methyl-phthalan-1-on-6-yl-(3'-methylhept-2'-ene-7'-yl)]methylenebis(phosphonate),

20 P¹-[9-(3'-fluoro-3'-deoxy-β-D-arabinofuranosyl)adenin-5'-yl]-P²-[7-hydroxy-5-methoxy-4-methyl-phthalan-1-on-6-yl-(3'-methyloct-2'-ene-8'-yl)]methylenebis(phosphonate),

P¹-(guanosin-5'-yl)-P²-[7-hydroxy-5-methoxy-4-methyl-phthalan-1-on-6-yl-(3'-methylbut-2'-ene-4'-yl)]methylenebis(phosphonate),

25 P¹-(guanosin-5'-yl)-P²-[7-hydroxy-5-methoxy-4-methyl-phthalan-1-on-6-yl-(3'-methylpent-2'-ene-5'-yl)]methylenebis(phosphonate),

P¹-(guanosin-5'-yl)-P²-[7-hydroxy-5-methoxy-4-methyl-phthalan-1-on-6-yl-(3'-methylhex-2'-ene-6'-yl)]methylenebis(phosphonate),

30 P¹-(guanosin-5'-yl)-P²-[7-hydroxy-5-methoxy-4-methyl-phthalan-1-on-6-yl-(3'-methylhept-2'-ene-7'-yl)]methylenebis(phosphonate),

P¹-(guanosin-5'-yl)-P²-[7-hydroxy-5-methoxy-4-methyl-

phthalan-1-on-6-yl-(3'-methyloct-2-ene-8'-yl)]methylenebis-(phosphonate),

P¹-(2'-fluoro-2'-deoxyguanosin-5'-yl)-P²-[7-hydroxy-5-methoxy-4-methyl-phthalan-1-on-6-yl-(3'-methylbut-2'-ene-4'-yl)]-methylenebis-(phosphonate),

P¹-(2'-fluoro-2'-deoxyguanosin-5'-yl)-P²-[7-hydroxy-5-methoxy-4-methyl-phthalan-1-on-6-yl-(3'-methylpent-2'-ene-5'-yl)]methylenebis(phosphonate),

P¹-(2'-fluoro-2'-deoxyguanosin-5'-yl)-P²-[7-hydroxy-5-methoxy-4-methyl-phthalan-1-on-6-yl-(3'-methylhex-2-ene-6'-yl)]-methylenebis(phosphonate),

P¹-(2'-fluoro-2'-deoxyguanosin-5'-yl)-P²-[7-hydroxy-5-methoxy-4-methyl-phthalan-1-on-6-yl-(3'-methylhept-2'-ene-7'-yl)]methylenebis(phosphonate),

P¹-(2'-fluoro-2'-deoxyguanosin-5'-yl)-P²-[7-hydroxy-5-methoxy-4-methyl-phthalan-1-on-6-yl-(3'-methyloct-2'-ene-8'-yl)]-methylenebis(phosphonate),

P¹-(3'-fluoro-3'-deoxyguanosin-5'-yl)-P²-[7-hydroxy-5-methoxy-4-methyl-phthalan-1-on-6-yl-(3'-methylbut-2'-ene-4'-yl)]-methylenebis(phosphonate),

P¹-(3'-fluoro-3'-deoxyguanosin-5'-yl)-P²-[7-hydroxy-5-methoxy-4-methyl-phthalan-1-on-6-yl-(3'-methylpent-2'-ene-5'-yl)]methylenebis(phosphonate),

P¹-(3'-fluoro-3'-deoxyguanosin-5'-yl)-P²-[7-hydroxy-5-methoxy-4-methyl-phthalan-1-on-6-yl-(3'-methylhex-2'-ene-6'-yl)]-methylenebis(phosphonate),

P¹-(3'-fluoro-3'-deoxyguanosin-5'-yl)-P²-[7-hydroxy-5-methoxy-4-methyl-phthalan-1-on-6-yl-(3'-methylhept-2'-ene-7'-yl)]methylenebis(phosphonate),

P¹-(3'-fluoro-3'-deoxyguanosin-5'-yl)-P²-[7-hydroxy-5-methoxy-4-methyl-phthalan-1-on-6-yl-(3'-methyloct-2'-ene-8'-yl)]-methylenebis(phosphonate),

P¹-[9-(2'-fluoro-2'-deoxy-β-D-arabinofuranosyl)guanin-5'-yl]-P²-[7-hydroxy-5-methoxy-4-methyl-phthalan-1-on-6-yl-(3'-methylbut-2'-ene-4'-yl)]methylenebis(phosphonate),

P¹-[9-(2'-fluoro-2'-deoxy-β-D-arabinofuranosyl)guanin-5'-yl]-P²-[7-hydroxy-5-methoxy-4-methyl-phthalan-1-on-6-yl-(3'-methylpent-2'-ene-5'-yl)]methylenebis(phosphonate),

P¹-[9-(2'-fluoro-2'-deoxy-β-D-arabinofuranosyl)guanin-5'-yl]-P²-[7-hydroxy-5-methoxy-4-methyl-phthalan-1-on-6-yl-(3'-methylhex-2'-ene-6'-yl)]methylenebis(phosphonate),

P¹-[9-(2'-fluoro-2'-deoxy-β-D-arabinofuranosyl)guanin-5'-yl]-P²-[7-hydroxy-5-methoxy-4-methyl-phthalan-1-on-6-yl-(3'-methylhept-2'-ene-7'-yl)]methylenebis(phosphonate),

P¹-[9-(2'-fluoro-2'-deoxy-β-D-arabinofuranosyl)guanin-5'-yl]-P²-[7-hydroxy-5-methoxy-4-methyl-phthalan-1-on-6-yl-(3'-methyloct-2'-ene-8'-yl)]methylenebis(phosphonate),

P¹-[9-(3'-fluoro-3'-deoxy-β-D-arabinofuranosyl)guanin-5'-yl]-P²-[7-hydroxy-5-methoxy-4-methyl-phthalan-1-on-6-yl-(3'-methylbut-2'-ene-4'-yl)]methylenebis(phosphonate),

P¹-[9-(3'-fluoro-3'-deoxy-β-D-arabinofuranosyl)guanin-5'-yl]-P²-[7-hydroxy-5-methoxy-4-methyl-phthalan-1-on-6-yl-(3'-methylpent-2'-ene-5'-yl)]methylenebis(phosphonate),

P¹-[9-(3'-fluoro-3'-deoxy-β-D-arabinofuranosyl)guanin-5'-yl]-P²-[7-hydroxy-5-methoxy-4-methyl-phthalan-1-on-6-yl-(3'-methylhex-2'-ene-6'-yl)]methylenebis(phosphonate),

P¹-[9-(3'-fluoro-3'-deoxy-β-D-arabinofuranosyl)guanin-5'-yl]-P²-[7-hydroxy-5-methoxy-4-methyl-phthalan-1-on-6-yl-(3'-methylhept-2'-ene-7'-yl)]methylenebis(phosphonate),

P¹-[9-(3'-fluoro-3'-deoxy-β-D-arabinofuranosyl)guanin-5'-yl]-P²-[7-hydroxy-5-methoxy-4-methyl-phthalan-1-on-6-yl-(3'-methyloct-2'-ene-8'-yl)]methylenebis(phosphonate),

P¹-(inosin-5'-yl)-P²-[7-hydroxy-5-methoxy-4-methyl-phthalan-1-on-6-yl-(3'-methylbut-2'-ene-4'-yl)]methylenebis(phosphonate),

P¹-(inosin-5'-yl)-P²-[7-hydroxy-5-methoxy-4-methyl-phthalan-1-on-6-yl-(3'-methylpent-2'-ene-5'-yl)]methylenebis(phosphonate),

P¹-(inosin-5'-yl)-P²-[7-hydroxy-5-methoxy-4-methyl-

phthalan-1-on-6-yl-(3'-methylhex-2'-ene-6'-yl)]methylenebis(phosphonate),

P¹-(inosin-5'-yl)-P²-[7-hydroxy-5-methoxy-4-methyl-phthalan-1-on-6-yl-(3'-methylhept-2'-ene-7'-yl)]methylenebis(phosphonate),

P¹-(inosin-5'-yl)-P²-[7-hydroxy-5-methoxy-4-methyl-phthalan-1-on-6-yl-(3'-methyloct-2'-ene-8'-yl)]methylenebis(phosphonate),

P¹-(2'-fluoro-2'-deoxyinosin-5'-yl)-P²-[7-hydroxy-5-methoxy-4-methyl-phthalan-1-on-6-yl-(3'-methylbut-2'-ene-4'-yl)]-methylenebis(phosphonate),

P¹-(2'-fluoro-2'-deoxyinosin-5'-yl)-P²-[7-hydroxy-5-methoxy-4-methyl-phthalan-1-on-6-yl-(3'-methylpent-2'-ene-5'-yl)]-methylenebis(phosphonate),

P¹-(2'-fluoro-2'-deoxyinosin-5'-yl)-P²-[7-hydroxy-5-methoxy-4-methyl-phthalan-1-on-6-yl-(3'-methylhex-2'-ene-6'-yl)]-methylenebis(phosphonate),

P¹-(2'-fluoro-2'-deoxyinosin-5'-yl)-P²-[mycophenol--6-(3'-methylhept-2'-ene-7'-yl)]-methylenebis(phosphonate),

P¹-(2'-fluoro-2'-deoxyinosin-5'-yl)-P²-[7-hydroxy-5-methoxy-4-methyl-phthalan-1-on-6-yl-(3'-methyloct-2'-ene-8'-yl)]-methylenebis(phosphonate),

P¹-(3'-fluoro-3'-deoxyinosin-5'-yl)-P²-[7-hydroxy-5-methoxy-4-methyl-phthalan-1-on-6-yl-(3'-methylbut-2'-ene-4'-yl)]-methylenebis(phosphonate),

P¹-(3'-fluoro-3'-deoxyinosin-5'-yl)-P²-[7-hydroxy-5-methoxy-4-methyl-phthalan-1-on-6-yl-(3'-methylpent-2'-ene-5'-yl)]-methylenebis(phosphonate),

P¹-(3'-fluoro-3'-deoxyinosin-5'-yl)-P²-[7-hydroxy-5-methoxy-4-methyl-phthalan-1-on-6-yl-(3'-methylhex-2'-ene-6'-yl)]-methylenebis(phosphonate),

P¹-(3'-fluoro-3'-deoxyinosin-5'-yl)-P²-[7-hydroxy-5-methoxy-4-methyl-phthalan-1-on-6-yl-(3'-methylhept-2'-ene-7'-yl)]-methylenebis(phosphonate),

P¹-(3'-fluoro-3'-deoxyinosin-5'-yl)-P²-[7-hydroxy-5-

methoxy-4-methyl-phthalan-1-on-6-yl-(3'-methyloct-2'-ene-8'-yl)]-methylenebis(phosphonate),

P¹-[9-(2'-fluoro-2'-deoxy-β-D-arabinofuranosyl)-hypoxanthin-5'-yl]-P²-[7-hydroxy-5-methoxy-4-methyl-phthalan-1-on-6-yl-(3'-methylbut-2'-ene-4'-yl)]methylenebis(phosphonate),

P¹-[9-(2'-fluoro-2'-deoxy-β-D-arabinofuranosyl)-hypoxanthin-5'-yl]-P²-[7-hydroxy-5-methoxy-4-methyl-phthalan-1-on-6-yl-(3'-methylpent-2'-ene-5'-yl)]methylenebis(phosphonate),

P¹-[9-(2'-fluoro-2'-deoxy-β-D-arabinofuranosyl)-hypoxanthin-5'-yl]-P²-[7-hydroxy-5-methoxy-4-methyl-phthalan-1-on-6-yl-(3'-methylhex-2'-ene-6'-yl)]methylenebis(phosphonate),

P¹-[9-(2'-fluoro-2'-deoxy-β-D-arabinofuranosyl)-hypoxanthin-5'-yl]-P²-[7-hydroxy-5-methoxy-4-methyl-phthalan-1-on-6-yl-(3'-methylhept-2'-ene-7'-yl)]methylenebis(phosphonate),

P¹-[9-(2'-fluoro-2'-deoxy-β-D-arabinofuranosyl)-hypoxanthin-5'-yl]-P²-[7-hydroxy-5-methoxy-4-methyl-phthalan-1-on-6-yl-(3'-methyloct-2'-ene-8'-yl)]methylenebis(phosphonate),

P¹-[9-(3'-fluoro-3'-deoxy-β-D-arabinofuranosyl)-hypoxanthin-5'-yl]-P²-[7-hydroxy-5-methoxy-4-methyl-phthalan-1-on-6-yl-(3'-methylbut-2'-ene-4'-yl)]methylenebis(phosphonate),

P¹-[9-(3'-fluoro-3'-deoxy-β-D-arabinofuranosyl)-hypoxanthin-5'-yl]-P²-[7-hydroxy-5-methoxy-4-methyl-phthalan-1-on-6-yl-(3'-methylpent-2'-ene-5'-yl)]methylenebis(phosphonate),

P¹-[9-(3'-fluoro-3'-deoxy-β-D-arabinofuranosyl)-hypoxanthin-5'-yl]-P²-[7-hydroxy-5-methoxy-4-methyl-phthalan-1-on-6-yl-(3'-methylhex-2'-ene-6'-yl)]methylenebis(phosphonate),

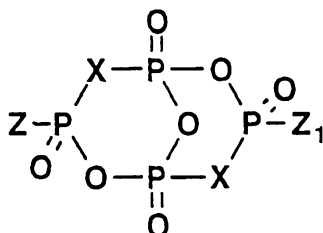
P¹-[9-(3'-fluoro-3'-deoxy-β-D-arabinofuranosyl)-
hypoxanthin-5'-yl]-P²-[7-hydroxy-5-methoxy-4-methyl-
phthalan-1-on-6-yl-(3'-methylhept-2'-ene-7'-yl)]methylene-
bis(phosphonate), and

5 P¹-[9-(3'-fluoro-3'-deoxy-β-D-arabinofuranosyl)-
hypoxanthin-5'-yl]-P²-[7-hydroxy-5-methoxy-4-methyl-
phthalan-1-on-6-yl-(3'-methyloct-2'-ene-8'-yl)]methylene-
bis(phosphonate).

10

WHAT IS CLAIMED IS:

1. A compound having the following structure:



5 wherein

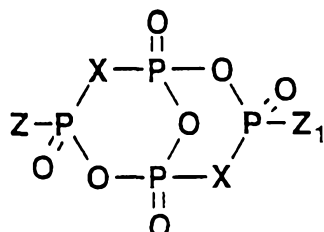
Z and Z₁ are the same or different and are alkyl, aralkyl, aryl, aminoalkyl, alkyloxy, aralkyloxy, alkylamino, aralkylamino, arylamino, alkylmercaptan, aralkylmercaptan, arylmercaptan, carbohydrate, nucleoside, steroid, or substituted glyceride; and

X is methylene (-CH₂-), mono- or di-halo methylene, or -NR-, where R is H or alkyl.

15 2. The compound of claim 1, wherein Z and Z₁ are carbohydrates and X is methylene or difluoromethylene.

3. The compound of claim 1, wherein Z and Z₁ are nucleosides and X is methylene or difluoromethylene.

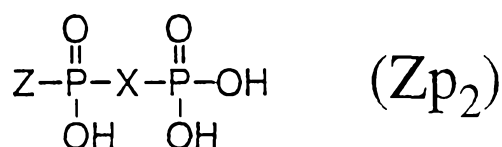
20 4. A method for the preparation of a compound having the following structure:



25 wherein

Z and Z₁ are the same or different and are alkyl, aralkyl, aryl, aminoalkyl, alkyloxy, aralkyloxy, alkylamino, aralkylamino, arylamino, alkylmercaptan, aralkylmercaptan, arylmercaptan, carbohydrate, nucleoside, steroid, or substituted glyceride; and

X is methylene (-CH₂-), mono- or di-halo methylene, or -NR-, where R is H or alkyl; which method comprises reacting a compound having the following structure:



wherein Z and X are as described, with a dehydrating agent.

5. The method of claim 4, wherein the dehydrating agent is a carbodiimide.

6. The method of claim 5, wherein the dehydrating agent is dicyclohexylcarbodiimide or diisopropylcarbodiimide.

7. The method of claim 4, wherein the starting material which is reacted with the dehydrating agent is selected from the group consisting of:

2',3'-O-isopropylideneadenosin-5'-ylphosphonomethylenephosphonate,

2',3'-O-isopropylideneinosin-5'-ylphosphonomethylenephosphonate,

2',3'-O-isopropylideneguanosin-5'-ylphosphonomethylenephosphonate,

2',3'-O-isopropylideneuridin-5'-ylphosphonomethylenephosphonate,

2',3'-O-isopropylidenecytidine-5'-ylphosphono-

methylenephosphonate,

3'-O-(tetrahydropyranyl) thymidin-5'-ylphosphono-
methylenephosphonate,

2',3'-O-isopropylidenetiazofurin-5'-ylphosphono-
methylenephosphonate,

2',3'-O-isopropylidene-3-ribofuranosylbenzamid-5'-
ylphosphono-methylenephosphonate,

2',3'-O-isopropylidene-ψ-uridin-5'-ylphosphono-
methylenephosphonate,

2',3'-O-isopropylidene-ψ-isocytidin-5'-ylphosphono-
methylenephosphonate,

9-(2'-deoxy-2'-fluoro-3'-O-tetrahydropyranyl-β-D-
arabinofuranosyl)adenine-5-ylphosphonomethylene-
phosphonate,

9-(3'-deoxy-3'-fluoro-2'-O-tetrahydropyranyl-β-D-
xylofuranosyl)adenine-5-ylphosphonomethylenephosphonate,

2'-deoxy-2'-fluoro-3'-O-tetrahydropyranyl-adenosin-5-
ylphosphonomethylenephosphonate,

3'-deoxy-3'-fluoro-2'-O-tetrahydropyranyl-adenosin-5-
yl-phosphonomethylenephosphonate,

2',3'-O-isopropylidene-9-deazaadenosin-5'-ylphosphono-
methylenephosphonate,

2',3'-O-isopropylidene-9-deazainosin-5'-ylphosphono-
methylenephosphonate,

2',3'-O-isopropylidene-9-deazaguanosin-5'-ylphosphono-
methylenephosphonate,

2',3'-O-isopropylideneadenosin-5'-ylphosphono-
difluoromethylenephosphonate,

2',3'-O-isopropylideneinosin-5'-ylphosphonodi-
fluoromethylenephosphonate,

2',3'-O-isopropylideneguanosin-5'-ylphosphonodi-
fluoromethylenephosphonate,

3'-O-(tetrahydropyranyl) thymidin-5'-ylphosphonodi-
fluoromethylenephosphonate,

2',3'-O-isopropylidenetiazofurin-5'-ylphosphonodifluoromethylenephosphonate,

2',3'-O-isopropylidene-3-ribosylbenzamid-5'-ylphosphonodifluoromethylenephosphonate,

5 2',3'-O-isopropylidene-ψ-uridin-5'-ylphosphonodifluoromethylenephosphonate,

2',3'-O-isopropylidene-ψ-isocytidin-5'-ylphosphonodifluoromethylenephosphonate,

10 9-(2'-deoxy-2'-fluoro-3'-O-tetrahydropyranyl-β-D-arabinofuranosyl)adenine-5-ylphosphonodifluoromethylenephosphonate,

9-(3'-deoxy-3'-fluoro-2'-O-tetrahydropyranyl-β-D-xylofuranosyl)adenine-5-ylphosphonodifluoromethylenephosphonate,

15 2'-deoxy-2'-fluoro-3'-O-tetrahydropyranyl-adenosin-5-ylphosphonodifluoromethylenephosphonate,

3'-deoxy-3'-fluoro-2'-O-tetrahydropyranyl-adenosin-5-ylphosphonodifluoromethylenephosphonate,

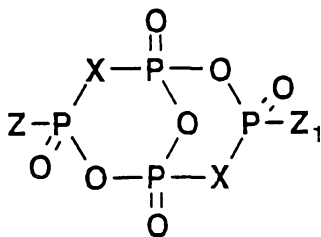
20 2',3'-O-isopropylidene-9-deazaadenosin-5'-ylphosphonodifluoromethylenephosphonate,

2',3'-O-isopropylidene-9-deazainosin-5'-ylphosphonodifluoromethylenephosphonate, and

2',3'-O-isopropylidene-9-deazaguanosin-5'-ylphosphonodifluoromethylenephosphonate.

25

8. A method for the preparation of a compound having the following structure:

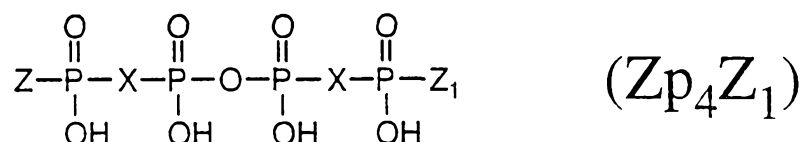


wherein

Z and Z₁ are the same or different and are alkyl, aralkyl, aryl, aminoalkyl, alkyloxy, aralkyloxy, alkylamino, aralkylamino, arylamino, alkylmercaptan, aralkylmercaptan, arylmercaptan, carbohydrate, nucleoside, steroid, or substituted glyceride; and

X is methylene (-CH₂-), mono- or di-halo methylene, or -NR-, where R is H or alkyl;

which method comprises reacting a compound having the following structure:



wherein Z, Z₁ and X are as defined above, with a dehydrating agent.

9. The method of claim 8, wherein the starting material which is reacted with the dehydrating agent is selected from the group consisting of:

P¹, P⁴-di(adenosin-5'-yl)phosphonomethylenephosphonic P², P³- anhydride,

P¹, P⁴-di[9-(2'-deoxy-2'-fluoro-β-D-arabono-furanosyl)adenine-5-yl]phosphonomethylenephosphonic P², P³-anhydride,

P¹, P⁴-di[9-(3'-deoxy-3'-fluoro-β-D-xylofuranosyl)-adenine-5'-yl]phosphonomethylenephosphonic P², P³-anhydride,

P¹, P⁴-di(2'-deoxy-2'-fluoroadenosin-5-yl)phosphonomethylenephosphonic P², P³-anhydride,

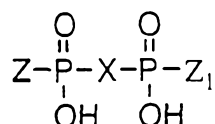
P¹, P⁴-di(3'-deoxy-3'-fluoroadenosin-5-yl)phosphonomethylenephosphonic P², P³-anhydride,

P¹, P⁴-di(inosin-5'-yl)phosphonomethylenephosphonic

- P², P³- anhydride,
P¹, P⁴-di (guanosin-5' -yl)phosphonomethylenephosphonic
P², P³- anhydride,
P¹, P⁴-di (uridin-5' -yl)phosphonomethylenephosphonic
5 P², P³- anhydride,
P¹, P⁴-di (N⁴-acetylcytidin-5' -yl)phosphonomethylene-
phosphonic P², P³- anhydride,
P¹, P⁴-di (thymidin-5' -yl)phosphonomethylenephosphonic
P², P³- anhydride,
10 P¹, P⁴-di (tiazifurin-5' -yl)phosphonomethylene-
phosphonic P², P³- anhydride,
P¹, P⁴-di (3-ribosylbenzamid-5' -yl)phosphonomethylene-
phosphonic P², P³- anhydride,
P¹, P⁴-di (ψ-uridin-5' -yl)phosphonomethylenephosphonic
15 P², P³-anhydride,
P¹, P⁴-di (ψ-isocytidin-5' -yl)phosphonomethylene-
phosphonic P², P³-anhydride,
P¹, P⁴-di (9-deazaadenosin-5' -yl)phosphonomethylene-
phosphonic P², P³-anhydride,
20 P¹, P⁴-di (9-deazainosin-5' -yl)phosphonomethylene-
phosphonic P², P³-anhydride,
P¹, P⁴-di (9-deazaguanosin-5' -yl)phosphonomethylene-
phosphonic P², P³-anhydride,
P¹, P⁴-di (adenosin-5' -yl)phosphonodifluoromethylene-
25 phosphonic P², P³-anhydride,
P¹, P⁴-di (inosin-5' -yl)phosphonodifluoromethylene-
phosphonic P², P³-anhydride,
P¹, P⁴-di (guanosin-5' -yl)phosphonodifluoromethylene-
phosphonic P², P³-anhydride,
30 P¹, P⁴-di (thymidin-5' -yl)phosphonodifluoromethylene-
phosphonic P², P³-anhydride,
P¹, P⁴-di (tiazofurin-5' -yl)phosphonodifluoro-

methylenephosphonic P²,P³-anhydride,
 P¹,P⁴-di(3-ribosylbenzamid-5'-yl)phosphonodifluoro-
 methylenephosphonic P²,P³-anhydride,
 P¹,P⁴-di(ψ-uridin-5'-yl)phosphonodifluoromethylene-
 5 phosphonic P²,P³-anhydride,
 P¹,P⁴-di(ψ-isocytidin-5'-yl)phosphonodifluoro-
 methylenephosphonic P²,P³-anhydride,
 P¹,P⁴-di(9-deazaadenosin-5'-yl)phosphonodifluoro-
 methylenephosphonic P²,P³-anhydride,
 10 P¹,P⁴-di(9-deazainosin-5'-yl)phosphonodifluoro-
 methylenephosphonic P²,P³-anhydride, and
 P¹,P⁴-di(9-deazaguanosin-5'-yl)phosphonodifluoro-
 methylenephosphonic P²,P³-anhydride.

15 10. A method for the preparation of a compound having
 the following structure:

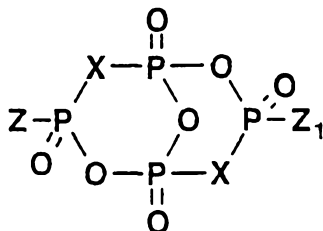


20 wherein

Z and Z₁ are the same or different and are alkyl,
 aralkyl, aryl, aminoalkyl, alkyloxy, aralkyloxy,
 alkylamino, aralkylamino, arylamino, alkylmercaptan,
 aralkylmercaptan, arylmercaptan, carbohydrate, nucleoside,
 25 steroid, or substituted glyceride; and

X is methylene (-CH₂-), mono- or di-halo methylene, or
 -NR-, where R is H or alkyl;
 which method comprises reacting a compound having the
 following structure:

30



wherein Z, Z₁ and X are as defined above, with a nucleophilic agent.

11. The method of claim 10, wherein the prepared compound is selected from the group consisting of:

P¹-(2',3'-O-Isopropylideneadenosin-5'-yl)-P²-(2',3'-O-isopropylidene-β-D-ribofuranosylbenzen-3-carboxamide-5'-yl)methylenebis(phosphonate),

P¹-(2',3'-O-Isopropylideneadenosin-5'-yl)-P²-(2',3'-O-isopropylideneadenosin-5'-yl)methylenebis(phosphonate),

P¹-(2',3'-O-Isopropylideneadenosin-5'-yl)-P²-(2',3'-O-isopropylideneguanosin-5'-yl)methylenebis(phosphonate),

P¹-(2',3'-O-Isopropylideneadenosin-5'-yl)-P²-(2',3'-O-isopropylideneuridin-5'-yl)methylenebis(phosphonate),

P¹-(2',3'-O-Isopropylideneadenosin-5'-yl)-P²-(2',3'-O-isopropylidene-N⁴-acetylcytidin-5'-yl)methylenebis(phosphonate),

P¹-(2',3'-O-Isopropylideneadenosin-5'-yl)-P²-(2',3'-O-isopropylideneinosin-5'-yl)methylenebis(phosphonate),

P¹-(2',3'-O-Isopropylideneadenosin-5'-yl)-P²-(2',3'-O-isopropylidenetiazofurin-5'-yl)methylenebis(phosphonate),

P¹-(2',3'-O-Isopropylideneadenosin-5'-yl)-P²-(2',3'-O-isopropylidene-β-D-ribofuranosylbenzene-3-carboxamide-5'-yl)methylenebis(phosphonate),

P¹-(2',3'-O-Isopropylideneadenosin-5'-yl)-P²-(2',3'-O-isopropylidene-ψ-uridin-5'-yl)methylenebis(phosphonate),

P¹-(2',3'-O-Isopropylideneadenosin-5'-yl)-P²-[5-

(2',3'-O-isopropylidene- β -D-ribofuranosyl)nicotinamide-5'-yl]-methylenebis(phosphonate),

P¹-(2',3'-O-Isopropylideneadenosin-5'-yl)-P²-[6-(2',3'-O-isopropylidene- β -D-ribofuranosyl)picolinamide-5'-yl]methylenebis(phosphonate),

P¹-(2',3'-O-Isopropylideneguanosin-5'-yl)-P²-(2',3'-O-isopropylideneguanosin-5'-yl)methylenebis(phosphonate),

P¹-(2',3'-O-Isopropylideneguanosin-5'-yl)-P²-(2',3'-O-isopropylideneuridin-5'-yl)methylenebis(phosphonate),

P¹-(2',3'-O-Isopropylideneguanosin-5'-yl)-P²-(2',3'-O-isopropylidene-N⁴-acetylcytidin-5'-yl)methylenebis(phosphonate),

P¹-(2',3'-O-Isopropylideneguanosin-5'-yl)-P²-(2',3'-O-isopropylideneinosin-5'-yl)methylenebis(phosphonate),

P¹-(2',3'-O-Isopropylideneguanosin-5'-yl)-P²-(2',3'-O-isopropylidenetiazofurin-5'-yl)methylenebis(phosphonate),

P¹-(2',3'-O-Isopropylideneguanosin-5'-yl)-P²-(2',3'-O-isopropylidene- β -D-ribofuranosyl-benzene-3-carboxamide-5'-yl)methylenebis(phosphonate),

P¹-(2',3'-O-Isopropylideneguanosin-5'-yl)-P²-(2',3'-O-isopropylidene- ψ -uridin-5'-yl)methylenebis(phosphonate),

P¹-(2',3'-O-Isopropylideneguanosin-5'-yl)-P²-[5-(2',3'-O-isopropylidene- β -D-ribofuranosyl)nicotinamide-5'-yl]-methylenebis(phosphonate),

P¹-(2',3'-O-Isopropylideneguanosin-5'-yl)-P²-[6-(2',3'-O-isopropylidene- β -D-ribofuranosyl)picolinamide-5'-yl]-methylenebis(phosphonate),

P¹-(2',3'-O-Isopropylideneinosin-5'-yl)-P²-(2',3'-O-isopropylideneuridin-5'-yl)methylenebis(phosphonate),

P¹-(2',3'-O-Isopropylideneinosin-5'-yl)-P²-(2',3'-O-isopropylidene-N⁴-acetylcytidin-5'-yl)methylenebis(phosphonate),

P¹-(2',3'-O-Isopropylideneinosin-5'-yl)-P²-(2',3'-O-isopropylideneinosin-5'-yl)methylenebis(phosphonate),

P¹-(2',3'-O-Isopropylideneinosin-5'-yl)-P²-(2',3'-O-isopropylidenetiazofurin-5'-yl)methylenebis(phosphonate),

P¹-(2',3'-O-Isopropylideneinosin-5'-yl)-P²-(2',3'-O-isopropylidene-β-D-ribofuranosylbenzene-3-carboxamide-5'-yl)methylenebis(phosphonate),

P¹-(2',3'-O-Isopropylideneuridin-5'-yl)-P²-(2',3'-O-isopropylideneguanosin-5'-yl)methylenebis(phosphonate),

P¹-(2',3'-O-Isopropylideneuridin-5'-yl)-P²-(2',3'-O-isopropylidene-N⁴-acetylcytidin-5'-yl)methylenebis-(phosphonate),

P¹-(2',3'-O-Isopropylideneuridin-5'-yl)-P²-(2',3'-O-isopropylideneuridin-5'-yl)methylenebis(phosphonate),

P¹-(2',3'-O-Isopropylideneuridin-5'-yl)-P²-(2',3'-O-isopropylidenetiazofurin-5'-yl)methylenebis(phosphonate),

P¹-(2',3'-O-Isopropylidene-N⁴-acetylcytidin-5'-yl)-P²-(2',3'-O-isopropylidene-N⁴-acetylcytidin-5'-yl)methylenebis-(phosphonate),

P¹-(2',3'-O-Isopropylidene-N⁴-acetylcytidin-5'-yl)-P²-(2',3'-O-isopropylidenetiazofurin-5'-yl)methylenebis-(phosphonate),

P¹-(2',3'-O-Isopropylidene-N⁴-acetylcytidin-5'-yl)-P²-(2',3'-O-isopropylidene-β-D-ribofuranosylbenzene-3-carboxamide-5'-yl)methylenebis(phosphonate),

P¹-(2',3'-O-Isopropylidene-tiazofurin-5'-yl)-P²-(2'-O-acetyl-3'-deoxy-3'-fluoroadenosin-5'-yl)methylenebis-(phosphonate),

P¹-(2',3'-O-Isopropylidene-tiazofurin-5'-yl)-P²-(3'-O-acetyl-2'-deoxy-2'-fluoroadenosin-5'-yl)methylenebis-(phosphonate),

P¹-(2',3'-O-Isopropylidene-tiazofurin-5'-yl)-P²-[9-(3'-O-acetyl-2'-deoxy-2'-fluoro-β-D-arabinofuranosyl)adenin-5'-yl)methylenebis(phosphonate),

P¹-(2',3'-O-Isopropylidene-tiazofurin-5'-yl)-P²-[9-

(2'-O-acetyl-3'-deoxy-3'-fluoro- β -D-xylofuranosyl)adenin-5'-yl]methylenebis(phosphonate),

P^1 -(2',3'-O-Isopropylidene- β -D-ribofuranosylbenzene-3-carboxamide-5'-yl)- P^2 -[9-(3'-O-acetyl-2'-deoxy-2'-fluoro-adenosin-5'-yl]methylenebis(phosphonate),

P^1 -(2',3'-O-Isopropylidene- β -D-ribofuranosylbenzene-3-carboxamide-5'-yl)- P^2 -[9-(2'-O-acetyl-3'-deoxy-3'-fluoro-adenosin-5'-yl]methylenebis(phosphonate),

P^1 -(2',3'-O-Isopropylidene- β -D-ribofuranosylbenzene-3-carboxamide-5'-yl)- P^2 -[9-(2'-O-acetyl-3'-deoxy-3'-fluoro- β -D-arabinofuranosyl)adenin-5'-yl]methylenebis(phosphonate),
and

P^1 -(2',3'-O-Isopropylidene- β -D-ribofuranosylbenzene-3-carboxamide-5'-yl)- P^2 -[9-(2'-O-acetyl-3'-deoxy-3'-fluoro- β -D-xylofuranosyl)adenin-5'-yl]methylenebis(phosphonate).

12. The method of claim 10, wherein the prepared compound is selected from the group consisting of:

P^1 -(adenosin-5'-yl)- P^2 -(β -D-ribofuranosylbenzen-3-carboxamide-5'-yl)methylenebis(phosphonate),

P^1 -(Adenosin-5'-yl)- P^2 -(adenosin-5'-yl)methylenebis(phosphonate),

P^1 -(Adenosin-5'-yl)- P^2 -(guanosin-5'-yl)methylenebis(phosphonate),

P^1 -(Adenosin-5'-yl)- P^2 -(uridin-5'-yl)methylenebis(phosphonate),

P^1 -(Adenosin-5'-yl)- P^2 -(cytidin-5'-yl)methylenebis(phosphonate),

P^1 -(Adenosin-5'-yl)- P^2 -(inosin-5'-yl)methylenebis(phosphonate),

P^1 -(Adenosin-5'-yl)- P^2 -(thiazofurin-5'-yl)methylenebis(phosphonate),

P^1 -(Adenosin-5'-yl)- P^2 -(β -D-ribofuranosyl-benzene-3-carboxamide-5'-yl)methylenebis(phosphonate),

P^1 -(Adenosin-5'-yl)- P^2 -(ψ -uridin-5'-yl)methylenebis(phosphonate),

5 P^1 -(Adenosin-5'-yl)- P^2 -[5-(β -D-ribofuranosyl)-nicotinamide-5'-yl)methylenebis(phosphonate),

P^1 -(Adenosin-5'-yl)- P^2 -[6-(β -D-ribofuranosyl)-picolinamide-5'-yl)methylenebis(phosphonate),

10 P^1 -(Guanosin-5'-yl)- P^2 -(guanosin-5'-yl)methylenebis(phosphonate),

P^1 -(Guanosin-5'-yl)- P^2 -(uridin-5'-yl)methylenebis(phosphonate),

P^1 -(Guanosin-5'-yl)- P^2 -(cytidin-5'-yl)methylenebis(phosphonate),

15 P^1 -(Guanosin-5'-yl)- P^2 -(inosin-5'-yl)methylenebis(phosphonate),

P^1 -(Guanosin-5'-yl)- P^2 -(tiazofurin-5'-yl)methylenebis(phosphonate),

20 P^1 -(Guanosin-5'-yl)- P^2 -(β -D-ribofuranosyl-benzene-3-carboxamide-5'-yl)methylenebis(phosphonate),

P^1 -(Guanosin-5'-yl)- P^2 -(ψ -uridin-5'-yl)methylenebis(phosphonate),

P^1 -(Guanosin-5'-yl)- P^2 -[5-(β -D-ribofuranosyl)-nicotinamide-5'-yl)methylenebis(phosphonate),

25 P^1 -(Guanosin-5'-yl)- P^2 -[6-(β -D-ribofuranosyl)-picolinamide-5'-yl)methylenebis(phosphonate),

P^1 -(Inosin-5'-yl)- P^2 -(uridin-5'-yl)methylenebis(phosphonate),

30 P^1 -(Inosin-5'-yl)- P^2 -(cytidin-5'-yl)methylenebis(phosphonate),

P^1 -(Inosin-5'-yl)- P^2 -(inosin-5'-yl)methylenebis(phosphonate),

P^1 -(Inosin-5'-yl)- P^2 -(tiazofurin-5'-yl)methylenebis-

(phosphonate),

P^1 -(Inosin-5'-yl)- P^2 -(β -D-ribofuranosylbenzene-3-carboxamide-5'-yl)methylenebis(phosphonate),

5 P^1 -(Uridin-5'-yl)- P^2 -(guanosin-5'-yl)methylenebis-(phosphonate),

P^1 -(Uridin-5'-yl)- P^2 -(cytidin-5'-yl)methylenebis-(phosphonate),

P^1 -(Uridin-5'-yl)- P^2 -(uridin-5'-yl)methylenebis-(phosphonate),

10 P^1 -(Uridin-5'-yl)- P^2 -(thiazofurin-5'-yl)methylenebis(phosphonate),

P^1 -(Cytidin-5'-yl)- P^2 -(cytidin-5'-yl)methylenebis-(phosphonate),

15 P^1 -(Cytidin-5'-yl)- P^2 -(thiazofurin-5'-yl)methylenebis-(phosphonate),

P^1 -(Cytidin-5'-yl)- P^2 -(β -D-ribofuranosylbenzene-3-carboxamide-5'-yl)methylenebis(phosphonate),

P^1 -(Thiazofurin-5-yl)- P^2 -(3'-deoxy-3'-fluoroadenosin-5'-yl)methylenebis(phosphonate),

20 P^1 -(Thiazofurin-5-yl)- P^2 -(2'-deoxy-2'-fluoroadenosin-5'-yl)methylenebis(phosphonate),

P^1 -(Thiazofurin-5-yl)- P^2 -[9-(2'-deoxy-2'-fluoro- β -D-arabinofuranosyl)adenin-5'-yl]methylenebis(phosphonate),

25 P^1 -(Thiazofurin-5-yl)- P^2 -[9-(3'-deoxy-3'-fluoro- β -D-xylofuranosyl)adenin-5'-yl]methylenebis(phosphonate),

P^1 -(β -D-Ribofuranosylbenzene-3-carboxamide-5'-yl)- P^2 -[9-(2'-deoxy-2'-fluoro-adenosin-5'-yl)methylenebis-(phosphonate),

30 P^1 -(β -D-Ribofuranosylbenzene-3-carboxamide-5'-yl)- P^2 -[9-(3'-deoxy-3'-fluoroadenosin-5'-yl)methylenebis-(phosphonate),

P^1 -(β -D-Ribofuranosylbenzene-3-carboxamide-5'-yl)- P^2 -

[9-(3'-deoxy-3'-fluoro- β -D-arabinofuranosyl)adenin-5'-yl]-
methylenebis(phosphonate), and

P¹-(β -D-Ribofuranosylbenzene-3-carboxamide-5'-yl)-P²-

[9-(3'-deoxy-3'-fluoro- β -D-xylofuranosyl)adenin-5'-

5 yl]methylenebis(phosphonate).

13. The method of claim 10, wherein the prepared
compound is selected from the group consisting of:

P¹-(2',3'-O-isopropylidenetiazofurin-5'-yl)-P²-(2',3'-
10 O-isopropylideneadenosin-5'-yl)difluoromethylene-
bis(phosphonate),

P¹-(2',3'-O-Isopropylideneadenosin-5'-yl)-P²-(2',3'-O-
isopropylideneadenosin-5'-yl)difluoromethylenebis-
(phosphonate),

15 P¹-(2',3'-O-Isopropylideneadenosin-5'-yl)-P²-(2',3'-O-
isopropylideneguanosin-5'-yl)difluoromethylenebis-
(phosphonate),

P¹-(2',3'-O-Isopropylideneadenosin-5'-yl)-P²-(2',3'-O-
isopropylideneuridin-5'-yl)difluoromethylenebis-
20 (phosphonate),

P¹-(2',3'-O-Isopropylideneadenosin-5'-yl)-P²-(2',3'-O-
isopropylidene-N⁴-acetylcytidin-5'-yl)difluoromethylenebis-
(phosphonate),

P¹-(2',3'-O-Isopropylideneadenosin-5'-yl)-P²-(2',3'-O-
25 isopropylidineinosin-5'-yl)difluoromethylenebis-
(phosphonate),

P¹-(2',3'-O-Isopropylideneadenosin-5'-yl)-P²-(2',3'-O-
isopropylidenetiazofurin-5'-yl)difluoromethylenebis-
(phosphonate),

30 P¹-(2',3'-O-Isopropylideneadenosin-5'-yl)-P²-(2',3'-O-
isopropylidene- β -D-ribofuranosylbenzene-3-carboxamide-5'-
yl)-difluoromethylenebis(phosphonate),

P¹-(2',3'-O-Isopropylideneadenosin-5'-yl)-P²-(2',3'-O-

isopropylidene- ψ -uridin-5'-yl) difluoromethylenebis-
(phosphonate),

P¹-(2',3'-O-Isopropylideneadenosin-5'-yl)-P²-[5-
(2',3'-O-isopropylidene- β -D-ribofuranosyl)nicotinamide-5'-
5 yl]difluoro-methylenebis(phosphonate),

P¹-(2',3'-O-Isopropylideneadenosin-5'-yl)-P²-[6-
(2',3'-O-isopropylidene- β -D-ribofuranosyl)picolinamide-5'-
yl]difluoro-methylenebis(phosphonate),

P¹-(2',3'-O-Isopropylideneguanosin-5'-yl)-P²-(2',3'-O-
10 isopropylideneguanosin-5'-yl) difluoromethylenebis-
(phosphonate),

P¹-(2',3'-O-Isopropylideneguanosin-5'-yl)-P²-(2',3'-O-
isopropylideneuridin-5'-yl) difluoromethylenebis-
(phosphonate),

P¹-(2',3'-O-Isopropylideneguanosin-5'-yl)-P²-(2',3'-O-
15 isopropylidene-N⁴-acetylcytidin-5'-yl) difluoromethylenebis-
(phosphonate),

P¹-(2',3'-O-Isopropylideneguanosin-5'-yl)-P²-(2',3'-O-
isopropylideneinosin-5'-yl) difluoromethylenebis-
20 (phosphonate),

P¹-(2',3'-O-Isopropylideneguanosin-5'-yl)-P²-(2',3'-O-
isopropylidenetiazofurin-5'-yl) difluoromethylenebis-
(phosphonate),

P¹-(2',3'-O-Isopropylideneguanosin-5'-yl)-P²-(2',3'-O-
25 isopropylidene- β -D-ribofuranosyl-benzene-3-carboxamide-5'-
yl) difluoromethylenebis(phosphonate),

P¹-(2',3'-O-Isopropylideneguanosin-5'-yl)-P²-(2',3'-O-
isopropylidene- ψ -uridin-5'-yl) difluoromethylenebis-
(phosphonate),

P¹-(2',3'-O-Isopropylideneguanosin-5'-yl)-P²-[5-
30 (2',3'-O-isopropylidene- β -D-ribofuranosyl)nicotinamide-5'-
yl]-difluoromethylenebis(phosphonate),

P¹-(2',3'-O-Isopropylideneguanosin-5'-yl)-P²-[6-

(2',3'-O-isopropylidene- β -D-ribofuranosyl)picolinamide-5'-yl]-difluoromethylenebis(phosphonate),

P¹-(2',3'-O-Isopropylideneinosin-5'-yl)-P²-(2',3'-O-isopropylideneuridin-5'-yl)difluoromethylenebis-

5 (phosphonate),

P¹-(2',3'-O-Isopropylideneinosin-5'-yl)-P²-(2',3'-O-isopropylidene-N⁴-acetylcytidin-5'-yl)difluoromethylenebis-

(phosphonate),

P¹-(2',3'-O-Isopropylideneinosin-5'-yl)-P²-(2',3'-O-isopropylideneinosin-5'-yl)difluoromethylenebis-

10 (phosphonate),

P¹-(2',3'-O-Isopropylideneinosin-5'-yl)-P²-(2',3'-O-isopropylidenetiazofurin-5'-yl)difluoromethylenebis-

(phosphonate),

P¹-(2',3'-O-Isopropylideneinosin-5'-yl)-P²-(2',3'-O-isopropylidene- β -D-ribofuranosylbenzene-3-carboxamide-5'-yl)-difluoromethylenebis(phosphonate),

15

P¹-(2',3'-O-Isopropylideneuridin-5'-yl)-P²-(2',3'-O-isopropylideneguanosin-5'-yl)difluoromethylenebis-

20 (phosphonate),

P¹-(2',3'-O-Isopropylideneuridin-5'-yl)-P²-(2',3'-O-isopropylidene-N⁴-acetylcytidin-5'-yl)difluoromethylenebis-

(phosphonate),

P¹-(2',3'-O-Isopropylideneuridin-5'-yl)-P²-(2',3'-O-isopropylideneuridin-5'-yl)difluoromethylenebis-

25 (phosphonate),

P¹-(2',3'-O-Isopropylideneuridin-5'-yl)-P²-(2',3'-O-isopropylidenetiazofurin-5'-yl)difluoromethylenebis-

(phosphonate),

P¹-(2',3'-O-Isopropylidene-N⁴-acetylcytidin-5'-yl)-P²-(2',3'-O-isopropylidene-N⁴-acetylcytidin-5'-yl)difluoromethylenebis(phosphonate),

30

P¹-(2',3'-O-Isopropylidene-N⁴-acetylcytidin-5'-yl)-P²-(2',3'-O-isopropylidenetiazofurin-5'-yl)difluoromethylene-

bis(phosphonate),

P¹-(2',3'-O-Isopropylidene-N⁴-acetylcytidin-5'-yl)-P²-(2',3'-O-isopropylidene-β-D-ribofuranosylbenzene-3-carboxamide-5'-yl)difluoromethylenebis(phosphonate),

5 P¹-(2',3'-O-Isopropylidene-thiazofurin-5'-yl)-P²-(2'-O-acetyl-3'-deoxy-3'-fluoroadenosin-5'-yl)difluoromethylenebis(phosphonate),

10 P¹-(2',3'-O-Isopropylidene-thiazofurin-5'-yl)-P²-(3'-O-acetyl-2'-deoxy-2'-fluoroadenosin-5'-yl)difluoromethylenebis(phosphonate),

P¹-(2',3'-O-Isopropylidene-thiazofurin-5'-yl)-P²-[9-(3'-O-acetyl-2'-deoxy-2'-fluoro-β-D-arabinofuranosyl)adenin-5'-yl]difluoromethylenebis(phosphonate),

15 P¹-(2',3'-O-Isopropylidene-thiazofurin-5'-yl)-P²-[9-(2'-O-acetyl-3'-deoxy-3'-fluoro-β-D-xylofuranosyl)adenin-5'-yl]difluoromethylenebis(phosphonate),

P¹-(2',3'-O-Isopropylidene-β-D-ribofuranosylbenzene-3-carboxamide-5'-yl)-P²-[9-(3'-O-acetyl-2'-deoxy-2'-fluoro-adenosin-5'-yl)difluoromethylenebis(phosphonate),

20 P¹-(2',3'-O-Isopropylidene-β-D-ribofuranosylbenzene-3-carboxamide-5'-yl)-P²-[9-(2'-O-acetyl-3'-deoxy-3'-fluoro-adenosin-5'-yl)difluoromethylenebis(phosphonate),

25 P¹-(2',3'-O-Isopropylidene-β-D-ribofuranosylbenzene-3-carboxamide-5'-yl)-P²-[9-(2'-O-acetyl-3'-deoxy-3'-fluoro-β-D-arabinofuranosyl)adenin-5'-yl]difluoromethylenebis(phosphonate), and

30 P¹-(2',3'-O-Isopropylidene-β-D-ribofuranosylbenzene-3-carboxamide-5'-yl)-P²-[9-(2'-O-acetyl-3'-deoxy-3'-fluoro-β-D-xylofuranosyl)adenin-5'-yl]difluoromethylenebis(phosphonate).

14. The method of claim 10, wherein the prepared compound is selected from the group consisting of:

P¹-(tiazofurin-5'-yl)-P²-(adenosin-5'-yl)difluoromethylenebis(phosphonate),

5 P¹-(Adenosin-5'-yl)-P²-(adenosin-5'-yl)difluoromethylene-bis(phosphonate),

P¹-(Adenosin-5'-yl)-P²-(guanosin-5'-yl)difluoromethylene-bis(phosphonate),

10 P¹-(Adenosin-5'-yl)-P²-(uridin-5'-yl)difluoromethylene-bis(phosphonate),

P¹-(Adenosin-5'-yl)-P²-(cytidin-5'-yl)difluoromethylene-bis(phosphonate),

P¹-(Adenosin-5'-yl)-P²-(inosin-5'-yl)difluoromethylene-bis(phosphonate),

15 P¹-(Adenosin-5'-yl)-P²-(tiazofurin-5'-yl)difluoromethylenebis(phosphonate),

P¹-(Adenosin-5'-yl)-P²-(β-D-ribofuranosylbenzene-3-carboxamide-5'-yl)difluoromethylenebis(phosphonate),

20 P¹-(Adenosin-5'-yl)-P²-(ψ-uridin-5'-yl)difluoromethylene-bis(phosphonate),

P¹-(Adenosin-5'-yl)-P²-[5-(β-D-ribofuranosyl)nicotinamide-5'-yl]difluoromethylenebis(phosphonate),

P¹-(Adenosin-5'-yl)-P²-[6-(β-D-ribofuranosyl)-picolinamide-5'-yl]difluoromethylenebis(phosphonate),

25 P¹-(Guanosin-5'-yl)-P²-(guanosin-5'-yl)difluoromethylenebis(phosphonate),

P¹-(Guanosin-5'-yl)-P²-(uridin-5'-yl)difluoromethylenebis(phosphonate),

30 P¹-(Guanosin-5'-yl)-P²-(cytidin-5'-yl)difluoromethylene-bis(phosphonate),

P¹-(Guanosin-5'-yl)-P²-(inosin-5'-yl)difluoromethylenebis(phosphonate),

P¹-(Guanosin-5'-yl)-P²-(tiazofurin-5'-yl)difluoromethylenebis(phosphonate),

P¹-(Guanosin-5'-yl)-P²-(β-D-ribofuranosyl-benzene-3-carboxamide-5'-yl)difluoromethylenebis(phosphonate),

P¹-(Guanosin-5'-yl)-P²-(ψ-uridin-5'-yl)difluoromethylenebis(phosphonate),

5 P¹-(Guanosin-5'-yl)-P²-[5-(β-D-ribofuranosyl)-nicotinamide-5'-yl]difluoromethylenebis(phosphonate),

P¹-(Guanosin-5'-yl)-P²-[6-(β-D-ribofuranosyl)-picolinamide-5'-yl]difluoromethylenebis(phosphonate),

10 P¹-(Inosin-5'-yl)-P²-(uridin-5'-yl)difluoromethylenebis(phosphonate),

P¹-(Inosin-5'-yl)-P²-(cytidin-5'-yl)difluoromethylenebis(phosphonate),

P¹-(Inosin-5'-yl)-P²-(inosin-5'-yl)difluoromethylenebis(phosphonate),

15 P¹-(Inosin-5'-yl)-P²-(tiazofurin-5'-yl)difluoromethylenebis(phosphonate),

P¹-(Inosin-5'-yl)-P²-(β-D-ribofuranosylbenzene-3-carboxamide-5'-yl)difluoromethylenebis(phosphonate),

20 P¹-(Uridin-5'-yl)-P²-(guanosin-5'-yl)difluoromethylenebis(phosphonate),

P¹-(Uridin-5'-yl)-P²-(cytidin-5'-yl)difluoromethylenebis(phosphonate),

P¹-(Uridin-5'-yl)-P²-(uridin-5'-yl)difluoromethylenebis(phosphonate),

25 P¹-(Uridin-5'-yl)-P²-(tiazofurin-5'-yl)difluoromethylenebis(phosphonate),

P¹-(Cytidin-5'-yl)-P²-(cytidin-5'-yl)difluoromethylenebis(phosphonate),

30 P¹-(Cytidin-5'-yl)-P²-(tiazofurin-5'-yl)difluoromethylenebis(phosphonate),

P¹-(Cytidin-5'-yl)-P²-(β-D-ribofuranosylbenzene-3-carboxamide-5'-yl)difluoromethylenebis(phosphonate),

P¹-(Tiazofurin-5'-yl)-P²-(3'-deoxy-3'-fluoroadenosin-

5'-yl) difluoromethylenebis(phosphonate),
 P^1 -(Tiazofurin-5'-yl)- P^2 -(2'-deoxy-2'-fluoroadenosin-
 5'-yl) difluoromethylenebis(phosphonate),

P^1 -(Tiazofurin-5'-yl)- P^2 -[9-(2'-deoxy-2'-fluoro- β -D-
 5 arabinofuranosyl)adenin-5'-yl] difluoromethylenebis-
 (phosphonate),

P^1 -(Tiazofurin-5'-yl)- P^2 -[9-(3'-deoxy-3'-fluoro- β -D-
 xylofuranosyl)adenin-5'-yl] difluoromethylenebis-
 (phosphonate),

10 P^1 -(β -D-Ribofuranosylbenzene-3-carboxamide-5'-yl)- P^2 -
 [9-(2'-deoxy-2'-fluoro-adenosin-5'-yl) difluoromethylenebis-
 (phosphonate),

P^1 -(β -D-Ribofuranosylbenzene-3-carboxamide-5'-yl)- P^2 -
 [9-(deoxy-3'-fluoro-adenosin-5'-yl) difluoromethylenebis-
 15 (phosphonate),

P^1 -(β -D-Ribofuranosylbenzene-3-carboxamide-5'-yl)- P^2 -
 [9-(3'-deoxy-3'-fluoro- β -D-arabinofuranosyl)adenin-5'-
 yl] difluoromethylenebis(phosphonate), and

P^1 -(β -D-Ribofuranosylbenzene-3-carboxamide-5'-yl)- P^2 -
 20 [9-(3'-deoxy-3'-fluoro- β -D-xylofuranosyl)adenin-5'-yl]-
 difluoromethylenebis(phosphonate).

15. The method of claim 10, wherein the prepared
 compound is selected from the group consisting of:

25 P^1 -(2',3'-isopropylideneadenosin-5'-yl)- P^2 -(benzyl
 2,3-isopropylidene- β -D-ribosid-5-yl)methylenebis-
 (phosphonate),

P^1 -(2',3'-O-Isopropylideneadenosin-5'-yl)- P^2 -(2,3-O-
 isopropylidene-D-ribonolacton-5-yl)methylenebis-
 30 (phosphonate),

P^1 -(2',3'-O-Isopropylideneguanosin-5'-yl)- P^2 -(2,3,4,6-

tetra-O-acetyl- α -D-mannopyranosyl)methylenebis-
(phosphonate),

P¹-(2',3'-O-Isopropylideneinosin-5'-yl)-P²-(2,3-O-
isopropylidene-D-ribonolacton-5-yl)methylenebis-
5 (phosphonate),

P¹-(2',3'-O-Isopropylideneguanosin-5'-yl)-P²-(2,3-O-
isopropylidene-D-ribonolacton-5-yl)methylenebis-
(phosphonate),

P¹-(2',3'-O-Isopropylideneuridin-5'-yl)-P²-(2,3-O-
10 isopropylidene-D-ribonolacton-5-yl)methylenebis-
(phosphonate),

P¹-(2',3'-O-Isopropylideneuridin-5'-yl)-P²-(2,3,4,6-
tetra-O-acetyl- β -D-glucopyranosyl)methylenebis-
(phosphonate),

P¹-(2',3'-O-Isopropylideneuridin-5'-yl)-P²-(2,3,4,6-
15 tetra-O-acetyl- α -D-glucopyranosyl)methylenebis-
(phosphonate),

P¹-(2',3'-O-Isopropylideneuridin-5'-yl)-P²-(2-
acetamido-3,4,6-tri-O-acetyl-2-deoxy- β -D-glucopyranosyl)-
20 methylenebis(phosphonate),

P¹-(2',3'-O-Isopropylideneuridin-5'-yl)-P²-(2-
acetamido-3,4,6-tri-O-acetyl-2-deoxy- α -D-glucopyranosyl)-
methylenebis(phosphonate),

P¹-(2',3'-O-Isopropylideneuridin-5'-yl)-P²-(2,3,4,6-
25 tetra-O-acetyl- β -D-galactopyranosyl)methylenebis-
(phosphonate),

P¹-(2',3'-O-Isopropylideneuridin-5'-yl)-P²-(2,3,4,6-
tetra-O-acetyl- α -D-galactopyranosyl)methylenebis-
(phosphonate),

P¹-(2',3'-O-Isopropylideneuridin-5'-yl)-P²-(2-
30 acetamido-3,4,6-tri-O-acetyl-2-deoxy- β -D-galactopyranosyl)-
methylenebis(phosphonate),

P¹-(2',3'-O-Isopropylideneuridin-5'-yl)-P²-(2-acetamido-3,4,6-tri-O-acetyl-2-deoxy- α -D-galactopyranosyl)-methylenebis(phosphonate),

5 P¹-(2',3'-O-Isopropylideneuridin-5'-yl)-P²-(2,3,4,6-tetra-O-acetyl- β -D-gluucopyranosyl)difluoromethylenebis(phosphonate),

P¹-(2',3'-O-Isopropylideneuridin-5'-yl)-P²-(2,3,4,6-tetra-O-acetyl- α -D-gluucopyranosyl)difluoromethylenebis(phosphonate),

10 P¹-(2',3'-O-Isopropylideneadenosin-5'-yl)-P²-(2,3-O-isopropylidene-D-ribonolacton-5-yl)difluoromethylenebis(phosphonate),

15 P¹-(2',3'-O-Isopropylideneguanosin-5'-yl)-P²-(2,3-O-isopropylidene-D-ribonolacton-5-yl)difluoromethylenebis(phosphonate),

P¹-(2',3'-O-Isopropylideneguanosin-5'-yl)-P²-(2,3,4,6-tetra-O-acetyl- α -D-mannopyranosyl)difluoromethylenebis(phosphonate),

20 P¹-(2',3'-O-Isopropylideneinosin-5'-yl)-P²-(2,3-O-isopropylidene-D-ribonolacton-5-yl)difluoromethylenebis(phosphonate),

P¹-(2',3'-O-Isopropylideneuridin-5'-yl)-P²-(2,3-O-isopropylidene-D-ribonolacton-5-yl)difluoromethylenebis(phosphonate),

25 P¹-(2',3'-O-Isopropylideneuridin-5'-yl)-P²-(2-acetamido-3,4,6-tri-O-acetyl-2-deoxy- β -D-gluucopyranosyl)-difluoromethylenebis(phosphonate),

30 P¹-(2',3'-O-Isopropylideneuridin-5'-yl)-P²-(2-acetamido-3,4,6-tri-O-acetyl-2-deoxy- α -D-gluucopyranosyl)-difluoromethylenebis(phosphonate),

P¹-(2',3'-O-Isopropylideneuridin-5'-yl)-P²-(2,3,4,6-tetra-O-acetyl- β -D-galactopyranosyl)difluoromethylenebis-

(phosphonate),

P^1 -(2',3'-O-Isopropylideneuridin-5'-yl)- P^2 -(2,3,4,6-tetra-O-acetyl- α -D-galactopyranosyl)difluoromethylenebis-(phosphonate),

5 P^1 -(2',3'-O-Isopropylideneuridin-5'-yl)- P^2 -(2-acetamido-3,4,6-tri-O-acetyl-2-deoxy- β -D-galactopyranosyl)-difluoromethylenebis(phosphonate), and

P^1 -(2',3'-O-Isopropylideneuridin-5'-yl)- P^2 -(2-acetamido-3,4,6-tri-O-acetyl-2-deoxy- α -D-galactopyranosyl)-
10 difluoromethylenebis(phosphonate).

16. The method of claim 10, wherein the prepared compound is selected from the group consisting of:

P^1 -(Adenosin-5'-yl)- P^2 -(D-ribose-5-yl)methylenebis-
15 (phosphonate),

P^1 -(Adenosin-5'-yl)- P^2 -(D-ribonolacton-5-yl)methylenebis(phosphonate),

P^1 -(Guanosin-5'-yl)- P^2 -(α -D-mannopyranosyl)methylenebis(phosphonate),

20 P^1 -(Inosin-5'-yl)- P^2 -(D-ribonolacton-5-yl)methylenebis(phosphonate),

P^1 -(Guanosin-5'-yl)- P^2 -(D-ribonolacton-5-yl)methylenebis(phosphonate),

P^1 -(Uridin-5'-yl)- P^2 -(D-ribonolacton-5-yl)methylenebis(phosphonate),
25

P^1 -(Uridin-5'-yl)- P^2 -(β -D-gluocopyranosyl)methylenebis(phosphonate),

P^1 -(Uridin-5'-yl)- P^2 -(α -D-gluocopyranosyl)methylenebis(phosphonate),

30 P^1 -(Uridin-5'-yl)- P^2 -(2-acetamido-2-deoxy- β -D-gluocopyranosyl)methylenebis(phosphonate),

P^1 -(Uridin-5'-yl)- P^2 -(2-acetamido-2-deoxy- α -D-

glucopyranosyl)methylenebis(phosphonate),

P^1 -(Uridin-5'-yl)- P^2 -(β -D-galactopyranosyl)methylene-
bis(phosphonate),

P^1 -(Uridin-5'-yl)- P^2 -(α -D-galactopyranosyl)methylene-
5 bis(phosphonate),

P^1 -(Uridin-5'-yl)- P^2 -(2-acetamido-2-deoxy- β -D-
galactopyranosyl)methylene-bis(phosphonate),

P^1 -(Uridin-5'-yl)- P^2 -(2-acetamido-2-deoxy- α -D-
galactopyranosyl)methylenebis(phosphonate),

10 P^1 -(Uridin-5'-yl)- P^2 -(β -D-gluocopyranosyl)-
difluoromethylenebis(phosphonate),

P^1 -(Uridin-5'-yl)- P^2 -(α -D-gluocopyranosyl)-
difluoromethylenebis(phosphonate),

P^1 -(Adenosin-5'-yl)- P^2 -(D-ribonolacton-5-yl)-
15 difluoromethylenebis(phosphonate),

P^1 -(Guanosin-5'-yl)- P^2 -(D-ribonolacton-5-yl)-
difluoromethylenebis(phosphonate),

P^1 -(Guanosin-5'-yl)- P^2 -(α -D-mannopyranosyl)-
difluoromethylenebis(phosphonate),

20 P^1 -(Inosin-5'-yl)- P^2 -(D-ribonolacton-5-yl)-
difluoromethylenebis(phosphonate),

P^1 -(Uridin-5'-yl)- P^2 -(D-ribonolacton-5-yl)-
difluoromethylenebis(phosphonate),

P^1 -(Uridin-5'-yl)- P^2 -(2-acetamido-2-deoxy- β -D-
25 glucopyranosyl) difluoromethylenebis(phosphonate),

P^1 -(Uridin-5'-yl)- P^2 -(2-acetamido-2-deoxy- α -D-
glucopyranosyl) difluoromethylenebis(phosphonate),

P^1 -(Uridin-5'-yl)- P^2 -(β -D-galactopyranosyl)-
difluoromethylenebis(phosphonate),

30 P^1 -(Uridin-5'-yl)- P^2 -(α -D-galactopyranosyl)-
difluoromethylenebis(phosphonate),

P¹-(Uridin-5'-yl)-P²-(2-acetamido-2-deoxy-β-D-galactopyranosyl)difluoro-methylenebis(phosphonate), and

P¹-(Uridin-5'-yl)-P²-(2-acetamido-2-deoxy-α-D-galactopyranosyl)difluoromethylenebis(phosphonate).

5

17. The method of claim 10, wherein the prepared compound is selected from the group consisting of:

P¹-(N⁴-acetyl-2',3'-O-isopropylidenecytidin-5'-yl)-P²-(N-acetyl-aminoethyl)methylenebis(phosphonate),

10 P¹-(2',3'-O-Isopropylideneadenosin-5'-yl)-P²-(N-acetyl-aminoethyl)methylenebis(phosphonate),

P¹-(2',3'-O-Isopropylideneguanosin-5'-yl)-P²-(N-acetyl-aminoethyl)methylenebis(phosphonate),

15 P¹-(2',3'-O-Isopropylideneinosin-5'-yl)-P²-(N-acetyl-aminoethyl)methylenebis(phosphonate),

P¹-(2',3'-O-Isopropylideneuridin-5'-yl)-P²-(N-acetyl-aminoethyl)methylenebis(phosphonate),

P¹-(2',3'-O-Isopropylidene-N⁴-acetylcytidin-5'-yl)-P²-(N-acetylaminopropyl)methylenebis(phosphonate),

20 P¹-(2',3'-O-Isopropylideneadenosin-5'-yl)-P²-(N-acetylaminopropyl)methylenebis(phosphonate),

P¹-(2',3'-O-Isopropylideneguanosin-5'-yl)-P²-(N-acetylaminopropyl)methylenebis(phosphonate),

25 P¹-(2',3'-O-Isopropylideneinosin-5'-yl)-P²-(N-acetylaminopropyl)methylenebis(phosphonate),

P¹-(2',3'-O-Isopropylideneuridin-5'-yl)-P²-(N-acetylaminopropyl)methylenebis(phosphonate),

P¹-(2',3'-O-Isopropylidene-N⁴-acetylcytidin-5'-yl)-P²-(N-acetylaminobutyl)methylenebis(phosphonate),

30 P¹-(2',3'-O-Isopropylideneadenosin-5'-yl)-P²-(N-acetylaminobutyl)methylenebis(phosphonate),

P¹-(2',3'-O-Isopropylideneguanosin-5'-yl)-P²-(N-acetylaminobutyl)methylenebis(phosphonate),

P¹-(2',3'-O-Isopropylideneinosin-5'-yl)-P²-(N-

acetylaminobutyl)methylenebis(phosphonate),

P¹-(2',3'-O-Isopropylideneuridin-5'-yl)-P²-(N-acetylaminobutyl)methylenebis(phosphonate),

P¹-(2',3'-O-Isopropylidene-N⁴-acetylcytidin-5'-yl)-P²-(N-benzyloxycarbonylaminoethyl)methylenebis(phosphonate),

P¹-(2',3'-O-Isopropylideneadenosin-5'-yl)-P²-(N-benzyloxycarbonylaminoethyl)methylenebis(phosphonate),

P¹-(2',3'-O-Isopropylideneguanosin-5'-yl)-P²-(N-benzyloxycarbonylaminoethyl)methylenebis(phosphonate),

P¹-(2',3'-O-Isopropylideneinosin-5'-yl)-P²-(N-benzyloxycarbonylaminoethyl)methylenebis(phosphonate),

P¹-(2',3'-O-Isopropylideneuridin-5'-yl)-P²-(N-benzyloxycarbonylaminoethyl)methylenebis(phosphonate),

P¹-(2',3'-O-Isopropylidene-N⁴-acetylcytidin-5'-yl)-P²-(N-benzyloxycarbonylaminoethyl)methylenebis(phosphonate),

P¹-(2',3'-O-Isopropylideneadenosin-5'-yl)-P²-(N-benzyloxycarbonylaminoethyl)methylenebis(phosphonate),

P¹-(2',3'-O-Isopropylideneguanosin-5'-yl)-P²-(N-benzyloxycarbonylaminoethyl)methylenebis(phosphonate),

P¹-(2',3'-O-Isopropylideneinosin-5'-yl)-P²-(N-benzyloxycarbonylaminoethyl)methylenebis(phosphonate),

P¹-(2',3'-O-Isopropylideneuridin-5'-yl)-P²-(N-benzyloxycarbonylaminoethyl)methylenebis(phosphonate),

P¹-(2',3'-O-Isopropylidene-N⁴-acetylcytidin-5'-yl)-P²-(N-benzyloxycarbonylaminoethyl)methylenebis(phosphonate),

P¹-(2',3'-O-Isopropylideneadenosin-5'-yl)-P²-(N-benzyloxycarbonylaminoethyl)methylenebis(phosphonate),

P¹-(2',3'-O-Isopropylideneguanosin-5'-yl)-P²-(N-benzyloxycarbonylaminoethyl)methylenebis(phosphonate),

P¹-(2',3'-O-Isopropylideneinosin-5'-yl)-P²-(N-benzyloxycarbonylaminoethyl)methylenebis(phosphonate),

P¹-(2',3'-O-Isopropylideneuridin-5'-yl)-P²-(N-benzyloxycarbonylaminoethyl)methylenebis(phosphonate),

P¹-(2',3'-O-Isopropylidene-N⁴-acetylcytidin-5'-yl)-P²-(N-benzyloxycarbonylaminoethyl)methylenebis(phosphonate),

(N-butoxycarbonylaminoethyl)methylenebis(phosphonate),
 P^1 -(2',3'-O-Isopropylideneadenosin-5'-yl)- P^2 -(N-butoxycarbonylaminoethyl)methylenebis(phosphonate),
 P^1 -(2',3'-O-Isopropylideneguanosin-5'-yl)- P^2 -(N-butoxycarbonylaminoethyl)methylenebis(phosphonate),
5 P^1 -(2',3'-O-Isopropylideneinosin-5'-yl)- P^2 -(N-butoxycarbonylaminoethyl)methylenebis(phosphonate),
 P^1 -(2',3'-O-Isopropylideneuridin-5'-yl)- P^2 -(N-butoxycarbonylaminoethyl)methylenebis(phosphonate),
10 P^1 -(2',3'-O-Isopropylidene- N^4 -acetylcytidin-5'-yl)- P^2 -(N-butoxycarbonylaminoethyl)methylenebis(phosphonate),
 P^1 -(2',3'-O-Isopropylideneadenosin-5'-yl)- P^2 -(N-butoxycarbonylaminoethyl)methylenebis(phosphonate),
 P^1 -(2',3'-O-Isopropylideneguanosin-5'-yl)- P^2 -(N-butoxycarbonylaminoethyl)methylenebis(phosphonate),
15 P^1 -(2',3'-O-Isopropylideneinosin-5'-yl)- P^2 -(N-butoxycarbonylaminoethyl)methylenebis(phosphonate),
 P^1 -(2',3'-O-Isopropylideneuridin-5'-yl)- P^2 -(N-butoxycarbonylaminoethyl)methylenebis(phosphonate),
20 P^1 -(2',3'-O-Isopropylidene- N^4 -acetylcytidin-5'-yl)- P^2 -(N-butoxycarbonylaminoethyl)methylenebis(phosphonate),
 P^1 -(2',3'-O-Isopropylideneadenosin-5'-yl)- P^2 -(N-butoxycarbonylaminoethyl)methylenebis(phosphonate),
 P^1 -(2',3'-O-Isopropylideneguanosin-5'-yl)- P^2 -(N-butoxycarbonylaminoethyl)methylenebis(phosphonate),
25 P^1 -(2',3'-O-Isopropylideneinosin-5'-yl)- P^2 -(N-butoxycarbonylaminoethyl)methylenebis(phosphonate), and
 P^1 -(2',3'-O-Isopropylideneuridin-5'-yl)- P^2 -(N-butoxycarbonylaminoethyl)methylenebis(phosphonate).

30

18. The method of claim 10, wherein the prepared compound is selected from the group consisting of:

P^1 -(Cytidin-5'-yl)- P^2 -(N-acetylaminoethyl)methylenebis(phosphonate),

P¹-(Adenosin-5'-yl)-P²-(N-acetylaminoethyl)methylene-
bis(phosphonate),

P¹-(Guanosin-5'-yl)-P²-(N-acetylaminoethyl)methylene-
bis(phosphonate),

5 P¹-(Inosin-5'-yl)-P²-(N-acetylaminoethyl)methylenebis-
(phosphonate),

P¹-(Uridin-5'-yl)-P²-(N-acetylaminoethyl)methylenebis-
(phosphonate),

10 P¹-(Cytidin-5'-yl)-P²-(N-acetylaminoethyl)methylene-
bis(phosphonate),

P¹-(Adenosin-5'-yl)-P²-(N-acetylaminoethyl)methylene-
bis(phosphonate),

P¹-(Guanosin-5'-yl)-P²-(N-acetylaminoethyl)methylene-
bis(phosphonate),

15 P¹-(Inosin-5'-yl)-P²-(N-acetylaminoethyl)methylene-
bis(phosphonate),

P¹-(Uridin-5'-yl)-P²-(N-acetylaminoethyl)methylene-
bis(phosphonate),

20 P¹-(Cytidin-5'-yl)-P²-(N-acetylaminoethyl)methylene-
bis(phosphonate),

P¹-(Adenosin-5'-yl)-P²-(N-acetylaminoethyl)methylene-
bis(phosphonate),

P¹-(Guanosin-5'-yl)-P²-(N-acetylaminoethyl)methylene-
bis(phosphonate),

25 P¹-(Inosin-5'-yl)-P²-(N-acetylaminoethyl)methylenebis-
(phosphonate),

P¹-(Uridin-5'-yl)-P²-(N-acetylaminoethyl)methylenebis-
(phosphonate),

30 P¹-(Cytidin-5'-yl)-P²-(N-benzyloxycarbonylaminoethyl)-
methylenebis(phosphonate),

P¹-(Adenosin-5'-yl)-P²-(N-benzyloxycarbonylamino-
ethyl)methylenebis(phosphonate),

P¹-(Guanosin-5'-yl)-P²-(N-benzyloxycarbonylamino-
ethyl)methylenebis(phosphonate),

P¹-(Inosin-5'-yl)-P²-(N-benzyloxycarbonylaminoethyl)-
methylenebis(phosphonate),

P¹-(Uridin-5'-yl)-P²-(N-benzyloxycarbonylaminoethyl)-
methylenebis(phosphonate),

5 P¹-(Cytidin-5'-yl)-P²-(N-benzyloxycarbonylamino-
propyl)methylenebis(phosphonate),

P¹-(Adenosin-5'-yl)-P²-(N-benzyloxycarbonylamino-
propyl)methylenebis(phosphonate),

10 P¹-(Guanosin-5'-yl)-P²-(N-benzyloxycarbonylamino-
propyl)methylenebis(phosphonate),

P¹-(Inosin-5'-yl)-P²-(N-benzyloxycarbonylamino-
propyl)methylenebis(phosphonate),

P¹-(Uridin-5'-yl)-P²-(N-benzyloxycarbonylamino-
propyl)methylenebis(phosphonate),

15 P¹-(Cytidin-5'-yl)-P²-(N-benzyloxycarbonylamino-
butyl)methylenebis(phosphonate),

P¹-(Adenosin-5'-yl)-P²-(N-benzyloxycarbonylamino-
butyl)methylenebis(phosphonate),

20 P¹-(Guanosin-5'-yl)-P²-(N-benzyloxycarbonylamino-
butyl)methylenebis(phosphonate),

P¹-(Inosin-5'-yl)-P²-(N-benzyloxycarbonylamino-
butyl)methylenebis(phosphonate),

P¹-(Uridin-5'-yl)-P²-(N-benzyloxycarbonylamino-
butyl)methylenebis(phosphonate),

25 P¹-(Cytidin-5'-yl)-P²-(N-butoxycarbonylaminoethyl)-
methylenebis(phosphonate),

P¹-(Adenosin-5'-yl)-P²-(N-butoxycarbonylaminoethyl)-
methylenebis(phosphonate),

30 P¹-(Guanosin-5'-yl)-P²-(N-butoxycarbonylaminoethyl)-
methylenebis(phosphonate),

P¹-(Inosin-5'-yl)-P²-(N-butoxycarbonylaminoethyl)-
methylenebis(phosphonate),

P¹-(Uridin-5'-yl)-P²-(N-butoxycarbonylaminoethyl)-
methylenebis(phosphonate),

P¹-(Cytidin-5'-yl)-P²-(N-butoxycarbonylaminopropyl)-
methylenebis(phosphonate),

P¹-(Adenosin-5'-yl)-P²-(N-butoxycarbonylaminopropyl)-
methylenebis(phosphonate),

5 P¹-(Guanosin-5'-yl)-P²-(N-butoxycarbonylaminopropyl)-
methylenebis(phosphonate),

P¹-(Inosin-5'-yl)-P²-(N-butoxycarbonylaminopropyl)-
methylenebis(phosphonate),

10 P¹-(Uridin-5'-yl)-P²-(N-butoxycarbonylaminopropyl)-
methylenebis(phosphonate),

P¹-(Cytidin-5'-yl)-P²-(N-butoxycarbonylaminobutyl)-
methylenebis(phosphonate),

P¹-(Adenosin-5'-yl)-P²-(N-butoxycarbonylaminobutyl)-
methylenebis(phosphonate),

15 P¹-(Guanosin-5'-yl)-P²-(N-butoxycarbonylaminobutyl)-
methylenebis(phosphonate),

P¹-(Inosin-5'-yl)-P²-(N-butoxycarbonylaminobutyl)-
methylenebis(phosphonate), and

20 P¹-(Uridin-5'-yl)-P²-(N-butoxycarbonylaminobutyl)-
methylenebis(phosphonate).

19. The method of claim 10, wherein the prepared
compound is selected from the group consisting of:

25 the methylenebis(phosphonate) analogue of flavin
adenine dinucleotide,

P¹-(2',3'-O-Isopropylideneadenosin-5'-yl)-P²-(ethyl
2,4-dihydroxy-3,3-dimethylbutyrate-4-yl)methylenebis-
(phosphonate),

30 P¹-(2',3'-O-Isopropylideneadenosin-5'-yl)-P²-(2,4-
dihydroxy-3,3-dimethylbutyryl-β-alanyl-β-aminoethanethiol-S-
acetyl-4-yl)methylenebis(phosphonate),

P¹-(2',3'-O-Isopropylideneguanosin-5'-yl)-P²-
(riboflavin-5'-yl)methylenebis(phosphonate),

P¹-(2',3'-O-Isopropylideneguanosin-5'-yl)-P²-(ethyl

2,4-dihydroxy-3,3-dimethylbutyrate-4-yl)methylenebis-(phosphonate),

P¹-(2',3'-O-Isopropylideneinosin-5'-yl)-P²-(2,4-dihydroxy-3,3-dimethylbutyryl-β-alanyl-β-aminoethanethiol-S-acetyl-4-yl)methylenebis(phosphonate),

P¹-(2',3'-O-Isopropylideneinosin-5'-yl)-P²-(riboflavin-5'-yl)methylenebis(phosphonate),

P¹-(2',3'-O-Isopropylideneinosin-5'-yl)-P²-(ethyl 2,4-dihydroxy-3,3-dimethylbutyrate-4-yl)methylenebis-(phosphonate),

P¹-(2',3'-O-Isopropylideneinosin-5'-yl)-P²-(2,4-dihydroxy-3,3-dimethylbutyryl-β-alanyl-β-aminoethanethiol-S-acetyl-4-yl)methylenebis(phosphonate),

P¹-(2',3'-O-Isopropylideneuridin-5'-yl)-P²-(riboflavin-5'-yl)methylenebis(phosphonate),

P¹-(2',3'-O-Isopropylideneuridin-5'-yl)-P²-(ethyl 2,4-dihydroxy-3,3-dimethylbutyrate-4-yl)methylenebis-(phosphonate),

P¹-(2',3'-O-Isopropylideneuridin-5'-yl)-P²-(2,4-dihydroxy-3,3-dimethylbutyryl-β-alanyl-β-aminoethanethiol-S-acetyl-4-yl)methylenebis(phosphonate),

P¹-(2',3'-O-Isopropylidene-N⁴-acetylcytidin-5'-yl)-P²-(riboflavin-5'-yl)methylenebis(phosphonate),

P¹-(2',3'-O-Isopropylidene-N⁴-acetylcytidin-5'-yl)-P²-(ethyl 2,4-dihydroxy-3,3-dimethylbutyrate-4-yl)methylenebis-(phosphonate), and

P¹-(2',3'-O-Isopropylidene-N⁴-acetylcytidin-5'-yl)-P²-(2,4-dihydroxy-3,3-dimethylbutyryl-β-alanyl-β-aminoethanethiol-S-acetyl-4-yl)methylenebis(phosphonate).

20. The method of claim 10, wherein the prepared compound is selected from the group consisting of:

P¹-(adenosin-5'-yl)-P²-(riboflavin-5'-yl)methylene-

bis(phosphonate),

P¹-(Adenosin-5'-yl)-P²-(ethyl-2,4-dihydroxy-3,3-dimethylbutyrate-4-yl)methylenebis(phosphonate),

P¹-(Adenosin-5'-yl)-P²-(2,4-dihydroxy-3,3-dimethylbutyryl-β-alanyl-β-aminoethanethil-S-acetyl-4-yl)methylenebis(phosphonate),

P¹-(Guanosin-5'-yl)-P²-(riboflavin-5'-yl)methylenebis(phosphonate),

P¹-(Guanosin-5'-yl)-P²-(ethyl-2,4-dihydroxy-3,3-dimethylbutyrate-4-yl)methylenebis(phosphonate),

P¹-(Guanosin-5'-yl)-P²-(2,4-dihydroxy-3,3-dimethylbutyryl-β-alanyl-β-aminoethanethiol-S-acetyl-4-yl)methylenebis(phosphonate),

P¹-(Inosin-5'-yl)-P²-(riboflavin-5'-yl)methylenebis(phosphonate),

P¹-(Inosin-5'-yl)-P²-(ethyl-2,4-dihydroxy-3,3-dimethylbutyrate-4-yl)methylenebis(phosphonate),

P¹-(Inosin-5'-yl)-P²-(2,4-dihydroxy-3,3-dimethylbutyryl-β-alanyl-β-aminoethanethiol-S-acetyl-4-yl)methylenebis(phosphonate),

P¹-(Uridin-5'-yl)-P²-(riboflavin-5'-yl)methylenebis(phosphonate),

P¹-(Uridin-5'-yl)-P²-(ethyl-2,4-dihydroxy-3,3-dimethylbutyrate-4-yl)methylenebis(phosphonate),

P¹-(Uridin-5'-yl)-P²-(2,4-dihydroxy-3,3-dimethylbutyryl-β-alanyl-β-aminoethanethiol-4-yl)methylenebis(phosphonate),

P¹-(Cytidin-5'-yl)-P²-(riboflavin-5'-yl)methylenebis(phosphonate),

P¹-(Cytidin-5'-yl)-P²-(ethyl-2,4-dihydroxy-3,3-dimethylbutyrate-4-yl)methylenebis(phosphonate), and

P¹-(Cytidin-5'-yl)-P²-(2,4-dihydroxy-3,3-dimethylbutyryl-β-alanyl-β-aminoethanethiol-4-

yl)methylenebis(phosphonate).

21. The method of claim 10, wherein the prepared compound is selected from the group consisting of:

- 5 P^1 -5'-O-(2',3'-O-Isopropylidene- N^4 -acetylcytidin-5-yl)- P^2 -O-(1,2-dipalmitoyl-sn-glycer-1-yl)methylenebis(phosphonate),
 P^1 -(2',3'-O-Isopropylideneadenosin-5'-yl)- P^2 -(2,3-di-O-palmitoylglycer-1-yl)methylenebis(phosphonate),
10 P^1 -(2',3'-O-Isopropylideneguanosin-5'-yl)- P^2 -(2,3-di-O-palmitoylglycer-1-yl)methylenebis(phosphonate),
 P^1 -(2',3'-O-Isopropylideneinosin-5'-yl)- P^2 -(2,3-di-O-palmitoylglycer-1-yl)methylenebis(phosphonate),
 P^1 -(2',3'-O-Isopropylideneuridin-5'-yl)- P^2 -(2,3-di-O-palmitoylglycer-1-yl)methylenebis(phosphonate),
15 P^1 -(2',3'-O-Isopropylideneadenosin-5'-yl)- P^2 -(2,3-di-O-laurylglycer-1-yl)methylenebis(phosphonate),
 P^1 -(2',3'-O-Isopropylideneguanosin-5'-yl)- P^2 -(2,3-di-O-laurylglycer-1-yl)methylenebis(phosphonate),
20 P^1 -(2',3'-O-Isopropylideneinosin-5'-yl)- P^2 -(2,3-di-O-laurylglycer-1-yl)methylenebis(phosphonate),
 P^1 -(2',3'-O-Isopropylideneuridin-5'-yl)- P^2 -(2,3-di-O-laurylglycer-1-yl)methylenebis(phosphonate),
 P^1 -(2',3'-O-Isopropylidene- N^4 -acetylcytidin-5'-yl)- P^2 -(2,3-di-O-laurylglycer-1-yl)methylenebis(phosphonate),
25 P^1 -(2',3'-O-Isopropylideneadenosin-5'-yl)- P^2 -(2,3-di-O-myristoylglycer-1-yl)methylenebis(phosphonate),
 P^1 -(2',3'-O-Isopropylideneguanosin-5'-yl)- P^2 -(2,3-di-O-myristoylglycer-1-yl)methylenebis(phosphonate),
30 P^1 -(2',3'-O-Isopropylideneinosin-5'-yl)- P^2 -(2,3-di-O-myristoylglycer-1-yl)methylenebis(phosphonate),
 P^1 -(2',3'-O-Isopropylideneuridin-5'-yl)- P^2 -(2,3-di-O-myristoylglycer-1-yl)methylenebis(phosphonate),
 P^1 -(2',3'-O-Isopropylidene- N^4 -acetylcytidin-5'-yl)- P^2 -

(2,3-di-O-myristoylglycer-1-yl)methylenebis(phosphonate),
 P^1 -(2',3'-O-Isopropylideneadenosin-5'-yl)- P^2 -(2,3-di-O-stearyl-
 glycer-1-yl)methylenebis(phosphonate),
 P^1 -(2',3'-O-Isopropylideneguanosin-5'-yl)- P^2 -(2,3-di-O-stearyl-
 glycer-1-yl)methylenebis(phosphonate),
 P^1 -(2',3'-O-Isopropylideneinosin-5'-yl)- P^2 -(2,3-di-O-stearyl-
 glycer-1-yl)methylenebis(phosphonate),
 P^1 -(2',3'-O-Isopropylideneuridin-5'-yl)- P^2 -(2,3-di-O-stearyl-
 glycer-1-yl)methylenebis(phosphonate),
 P^1 -(2',3'-O-Isopropylidene-N⁴-acetylcytidin-5'-yl)- P^2 -(2,3-di-O-stearyl-
 glycer-1-yl)methylenebis(phosphonate),
 P^1 -(2',3'-O-Isopropylideneadenosin-5'-yl)- P^2 -(2,3-di-O-oleyl-
 glycer-1-yl)methylenebis(phosphonate),
 P^1 -(2',3'-O-Isopropylideneguanosin-5'-yl)- P^2 -(2,3-di-O-oleyl-
 glycer-1-yl)methylenebis(phosphonate),
 P^1 -(2',3'-O-Isopropylideneinosin-5'-yl)- P^2 -(2,3-di-O-oleyl-
 glycer-1-yl)methylenebis(phosphonate),
 P^1 -(2',3'-O-Isopropylideneuridin-5'-yl)- P^2 -(2,3-di-O-oleyl-
 glycer-1-yl)methylenebis(phosphonate),
 P^1 -(2',3'-O-Isopropylidene-N⁴-acetylcytidin-5'-yl)- P^2 -(2,3-di-O-oleyl-
 glycer-1-yl)methylenebis(phosphonate),
 P^1 -(2',3'-O-Isopropylideneadenosin-5'-yl)- P^2 -(2,3-di-O-linoleyl-
 glycer-1-yl)methylenebis(phosphonate),
 P^1 -(2',3'-O-Isopropylideneguanosin-5'-yl)- P^2 -(2,3-di-O-linoleyl-
 glycer-1-yl)methylenebis(phosphonate),
 P^1 -(2',3'-O-Isopropylideneinosin-5'-yl)- P^2 -(2,3-di-O-linoleyl-
 glycer-1-yl)methylenebis(phosphonate),
 P^1 -(2',3'-O-Isopropylideneuridin-5'-yl)- P^2 -(2,3-di-O-linoleyl-
 glycer-1-yl)methylenebis(phosphonate),
 P^1 -(2',3'-O-Isopropylidene-N⁴-acetylcytidin-5'-yl)- P^2 -(2,3-di-O-linoleyl-
 glycer-1-yl)methylenebis(phosphonate),
 P^1 -(2',3'-O-Isopropylideneadenosin-5'-yl)- P^2 -(2,3-di-O-linolenyl-
 glycer-1-yl)methylenebis(phosphonate),
 P^1 -(2',3'-O-Isopropylideneguanosin-5'-yl)- P^2 -(2,3-di-

O-linolenylglycer-1-yl)methylenebis(phosphonate),
 P^1 -(2',3'-O-Isopropylideneinosin-5'-yl)- P^2 -(2,3-di-O-linolenylglycer-1-yl)methylenebis(phosphonate),
 P^1 -(2',3'-O-Isopropylideneuridin-5'-yl)- P^2 -(2,3-di-O-linolenylglycer-1-yl)methylenebis(phosphonate), and
 P^1 -(2',3'-O-Isopropylidene- N^4 -acetylcytidin-5'-yl)- P^2 -(2,3-di-O-linolenylglycer-1-yl)methylenebis(phosphonate).

22. The method of claim 10, wherein the prepared
 10 compound is selected from the group consisting of:
- N^1 -(n-butan-4-yl)-2',3'-O-isopropylideneinosin-5'-yl
 cyclic P^1, P^2 -methylenebis(phosphonate),
 N^1 -(n-Butan-4-yl)-2',3'-O-isopropylideneadeosin-5'-yl
 cyclic P^1, P^2 -methylenebis(phosphonate),
 15 N^1 -(n-Butan-4-yl)-2',3'-O-isopropylideneguanosin-5'-yl
 cyclic P^1, P^2 -methylenebis(phosphonate),
 N^1 -(n-Butan-4-yl)-2',3'-O-isopropylideneuridin-5'-yl
 cyclic P^1, P^2 -methylenebis(phosphonate),
 N^1 -(n-Butan-4-yl)-2',3'-O-isopropylidene- N^4 -
 20 acetylcytidin-5'-yl cyclic P^1, P^2 -methylenebis(phosphonate),
 N^1 -(2,3-Dihydroxy-4-hydroxymethylcyclopentan-6-yl)-
 2',3'-O-isopropylideneadeosin-5'-yl cyclic P^1, P^2 -
 methylenebis(phosphonate),
 N^1 -(2,3-Dihydroxy-4-hydroxymethylcyclopentan-6-yl)-
 25 2',3'-O-isopropylideneguanosin-5'-yl cyclic P^1, P^2 -
 methylenebis(phosphonate),
 N^1 -(2,3-Dihydroxy-4-hydroxymethylcyclopentan-6-yl)-
 2',3'-O-isopropylideneinosin-5'-yl cyclic P^1, P^2 -
 methylenebis-(phosphonate),
 30 N^1 -(2,3-Dihydroxy-4-hydroxymethylcyclopentan-6-yl)-
 2',3'-O-isopropylideneuridin-5'-yl cyclic P^1, P^2 -
 methylenebis(phosphonate),
 N^1 -(2,3-Dihydroxy-4-hydroxymethylcyclopentan-6-yl)-
 2',3'-O-isopropylidene- N^4 -acetylcytidin-5'-yl cyclic P^1, P^2 -

methylenebis(phosphonate),

N¹-(Ethoxymethan-2-yl)-2',3'-O-isopropylideneadeosin-5'-yl cyclic P¹,P²-methylenebis(phosphonate),

5 N¹-(Ethoxymethan-2-yl)-2',3'-O-isopropylideneguanosin-5'-yl cyclic P¹,P²-methylenebis(phosphonate),

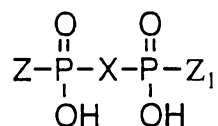
N¹-(Ethoxymethan-2-yl)-2',3'-O-isopropylideneinosin-5'-yl cyclic P¹,P²-methylenebis-(phosphonate),

N¹-(Ethoxymethan-2-yl)-2',3'-O-isopropylideneuridin-5'-yl cyclic P¹,P²-methylenebis(phosphonate), and

10 N¹-(Ethoxymethan-2-yl)-2',3'-O-isopropylidene-N⁴-acetylcytidin-5'-yl cyclic P¹,P²-methylenebis(phosphonate).

23. A compound having the following structure:

15



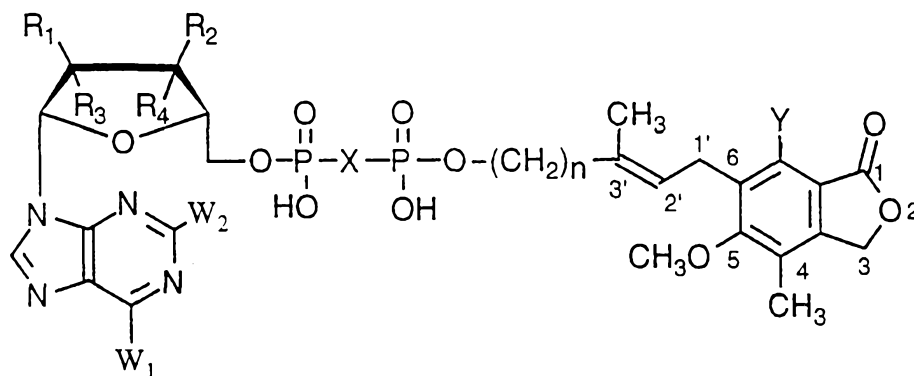
wherein

Z and Z₁ are the same or different and are alkyl, aralkyl, aryl, aminoalkyl, alkyloxy, aralkyloxy, 20 alkylamino, aralkylamino, arylamino, alkylmercaptan, aralkylmercaptan, arylmercaptan, carbohydrate, nucleoside, steroid, or substituted glyceride; and

X is methylene (-CH₂-), mono- or di-halo methylene, or -NR-, where R is H or alkyl.

25

24. A compound having the following structure:



5 wherein
 each of R_1 , R_2 , R_3 , and R_4 is independently H, OH or F;
 X is O, S, mono- or di-halomethylene, or NR wherein R
 is H or alkyl, or CH_2 ;
 Y is OH, SH or F; and
 10 each of W_1 and W_2 is independently H, OH, =O, OR, SH,
 SR, NH_2 , NHR or NR_2 , wherein R is C_1 - C_5 alkyl and n is an
 integer from 1 to 5.

15 25. The compound of claim 24, wherein the compound is
 selected from the group consisting of:

P^1 -(2',3'-O-isopropylideneadenosin-5'-yl)- P^2 -[7-
 hydroxy-5-methoxy-4-methyl-phthalan-1-on-6-yl-(3'-
 methylhex-2'-ene-6'-yl)methylene-bis(phosphonate),
 P^1 -(2',3'-O-isopropylideneadenosin-5'-yl)- P^2 -[7-
 20 hydroxy-5-methoxy-4-methyl-phthalan-1-on-6-yl-(3'-
 methylbut-2'-ene-4'-yl)]methylene-bis(phosphonate),
 P^1 -(2',3'-O-isopropylideneadenosin-5'-yl)- P^2 -[7-
 hydroxy-5-methoxy-4-methyl-phthalan-1-on-6-yl-(3'-
 methylpent-2'-ene-5'-yl)]methylene-bis(phosphonate),
 25 P^1 -(2',3'-O-isopropylideneadenosin-5'-yl)- P^2 -[7-
 hydroxy-5-methoxy-4-methyl-phthalan-1-on-6-yl-(3'-
 methylhept-2'-ene-7'-yl)]methylene-bis(phosphonate),
 P^1 -(2',3'-O-isopropylideneadenosin-5'-yl)- P^2 -[7-

- hydroxy-5-methoxy-4-methyl-phthalan-1-on-6-yl-(3'-methylocta-2'-ene-8'-yl)]methylene-bis(phosphonate),
 P^1 -(3'-O-acetyl-2'-fluoro-2'-deoxyadenosin-5'-yl)- P^2 -
 [7-hydroxy-5-methoxy-4-methyl-phthalan-1-on-6-yl-(3'-methylbut-2'-ene-4'-yl)]methylene-bis(phosphonate),
 5 P^1 -(3'-O-acetyl-2'-fluoro-2'-deoxyadenosin-5'-yl)- P^2 -
 [7-hydroxy-5-methoxy-4-methyl-phthalan-1-on-6-yl-(3'-methylpent-2'-ene-5'-yl)]methylene-bis(phosphonate),
 P^1 -(3'-O-acetyl-2'-fluoro-2'-deoxyadenosin-5'-yl)- P^2 -
 10 [7-hydroxy-5-methoxy-4-methyl-phthalan-1-on-6-yl-(3'-methylhex-2'-ene-6'-yl)]methylene-bis(phosphonate),
 P^1 -(3'-O-acetyl-2'-fluoro-2'-deoxyadenosin-5'-yl)- P^2 -
 (7-hydroxy-5-methoxy-4-methyl-phthalan-1-on-6-yl-(3'-methylhept-2'-ene-7'-yl)]methylene-bis(phosphonate),
 15 P^1 -(3'-O-acetyl-2'-fluoro-2'-deoxyadenosin-5'-yl)- P^2 -
 [7-hydroxy-5-methoxy-4-methyl-phthalan-1-on-6-yl-(3'-methyloct-2'-ene-8'-yl)]methylene-bis(phosphonate),
 P^1 -(2'-O-acetyl-3'-fluoro-3'-deoxyadenosin-5'-yl)- P^2 -
 [7-hydroxy-5-methoxy-4-methyl-phthalan-1-on-6-yl-(3'-methylbut-2'-ene-4'-yl)]methylene-bis(phosphonate),
 20 P^1 -(2'-O-acetyl-3'-fluoro-3'-deoxyadenosin-5'-yl)- P^2 -
 [7-hydroxy-5-methoxy-4-methyl-phthalan-1-on-6-yl-(3'-methylpent-2'-ene-5'-yl)]methylene-bis(phosphonate),
 P^1 -(2'-O-acetyl-3'-fluoro-3'-deoxyadenosin-5'-yl)- P^2 -
 25 [7-hydroxy-5-methoxy-4-methyl-phthalan-1-on-6-yl-(3'-methylhex-2'-ene-6'-yl)]methylene-bis(phosphonate),
 P^1 -(2'-O-acetyl-3'-fluoro-3'-deoxyadenosin-5'-yl)- P^2 -
 (7-hydroxy-5-methoxy-4-methyl-phthalan-1-on-6-yl-(3'-methylhept-2'-ene-7'-yl)]methylene-bis(phosphonate),
 30 P^1 -(2'-O-acetyl-3'-fluoro-3'-deoxyadenosin-5'-yl)- P^2 -
 [7-hydroxy-5-methoxy-4-methyl-phthalan-1-on-6-yl-(3'-methyloct-2'-ene-8'-yl)]methylene-bis(phosphonate),
 P^1 -[9-(3'-O-acetyl-2'-fluoro-2'-deoxy- β -D-arabinofuranosyl)adenin-5'-yl]- P^2 -[7-hydroxy-5-methoxy-4-
 35 methyl-phthalan-1-on-6-yl-(3'-methylbut-2'-ene-4'-

yl)]methylenebis(phosphonate),

P¹-[9-(3'-O-acetyl-2'-fluoro-2'-deoxy-β-D-arabinofuranosyl)adenin-5'-yl]-P²-[7-hydroxy-5-methoxy-4-methyl-phthalan-1-on-6-yl-(3'-methylpent-2-ene-5'-

5 yl)]methylenebis(phosphonate),

P¹-[9-(3'-O-acetyl-2'-fluoro-2'-deoxy-β-D-arabinofuranosyl)adenin-5'-yl]-P²-[7-hydroxy-5-methoxy-4-methyl-phthalan-1-on-6-yl-(3'-methylhex-2'-ene-6'-

yl)]methylenebis(phosphonate),

10 P¹-[9-(3'-O-acetyl-2'-fluoro-2'-deoxy-β-D-arabinofuranosyl)adenin-5'-yl]-P²-[7-hydroxy-5-methoxy-4-methyl-phthalan-1-on-6-yl-(3'-methylhept-2-ene-7'-

yl)]methylenebis(phosphonate),

P¹-[9-(3'-O-acetyl-2'-fluoro-2'-deoxy-β-D-arabinofuranosyl)adenin-5'-yl]-P²-[7-hydroxy-5-methoxy-4-methyl-phthalan-1-on-6-yl-(3'-methyloct-ene-8'-

15 yl)]methylenebis(phosphonate),

P¹-[9-(2'-O-acetyl-3'-fluoro-3'-deoxy-β-D-arabinofuranosyl)adenin-5'-yl]-P²-[7-hydroxy-5-methoxy-4-methyl-phthalan-1-on-6-yl-(3'-methylbut-2-ene-4'-

20 yl)]methylenebis(phosphonate),

P¹-[9-(2'-O-acetyl-3'-fluoro-3'-deoxy-β-D-arabinofuranosyl)adenin-5'-yl]-P²-[7-hydroxy-5-methoxy-4-methyl-phthalan-1-on-6-yl-(3'-methylpent-2-ene-5'-

25 yl)]methylenebis(phosphonate),

P¹-[9-(2'-O-acetyl-3'-fluoro-3'-deoxy-β-D-arabinofuranosyl)adenin-5'-yl]-P²-[7-hydroxy-5-methoxy-4-methyl-phthalan-1-on-6-yl-(3'-methylhex-2'-ene-6'-

yl)]methylenebis(phosphonate),

30 P¹-[9-(2'-O-acetyl-3'-fluoro-3'-deoxy-β-D-arabinofuranosyl)adenin-5'-yl]-P²-[7-hydroxy-5-methoxy-4-methyl-phthalan-1-on-6-yl-(3'-methylhept-2'-ene-7'-

yl)]methylenebis(phosphonate),

P¹-[9-(2'-O-acetyl-3'-fluoro-3'-deoxy-β-D-

arabinofuranosyl)adenin-5'-yl]-P²-[7-hydroxy-5-methoxy-4-methyl-phthalan-1-on-6-yl-(3'-methyloct-2'-ene-8'-yl)]methylenebis(phosphonate),

5 P¹-(2',3'-O-isopropylideneguanosin-5'-yl)-P²-[7-hydroxy-5-methoxy-4-methyl-phthalan-1-on-6-yl-(3'-methylbut-2'-ene-4'-yl)]methylene-bis(phosphonate),

P¹-(2',3'-O-isopropylideneguanosin-5'-yl)-P²-[7-hydroxy-5-methoxy-4-methyl-phthalan-1-on-6-yl-(3'-methylpent-2'-ene-5'-yl)]methylene-bis(phosphonate),

10 P¹-(2',3'-O-isopropylideneguanosin-5'-yl)-P²-[7-hydroxy-5-methoxy-4-methyl-phthalan-1-on-6-yl-(3'-methylhex-2'-ene-6'-yl)]methylene-bis(phosphonate),

15 P¹-(2',3'-O-isopropylideneguanosin-5'-yl)-P²-[7-hydroxy-5-methoxy-4-methyl-phthalan-1-on-6-yl-(3'-methylhept-2'-ene-7'-yl)]methylene-bis(phosphonate),

P¹-(2',3'-O-isopropylideneguanosin-5'-yl)-P²-[7-hydroxy-5-methoxy-4-methyl-phthalan-1-on-6-yl-(3'-methyloct-2'-ene-8'-yl)]methylene-bis(phosphonate),

20 P¹-(3'-O-acetyl-2'-fluoro-2'-deoxyguanosin-5'-yl)-P²-[7-hydroxy-5-methoxy-4-methyl-phthalan-1-on-6-yl-(3'-methylbut-2'-ene-4'-yl)]methylene-bis(phosphonate),

P¹-(3'-O-acetyl-2'-fluoro-2'-deoxyguanosin-5'-yl)-P²-[7-hydroxy-5-methoxy-4-methyl-phthalan-1-on-6-yl-(3'-methylpent-2'-ene-5'-yl)]methylene-bis(phosphonate),

25 P¹-(3'-O-acetyl-2'-fluoro-2'-deoxyguanosin-5'-yl)-P²-[7-hydroxy-5-methoxy-4-methyl-phthalan-1-on-6-yl-(3'-methylhex-2'-ene-6'-yl)]methylene-bis(phosphonate),

30 P¹-(3'-O-acetyl-2'-fluoro-2'-deoxyguanosin-5'-yl)-P²-[7-hydroxy-5-methoxy-4-methyl-phthalan-1-on-6-yl-(3'-methylhept-2'-ene-7'-yl)]methylene-bis(phosphonate),

P¹-(3'-O-acetyl-2'-fluoro-2'-deoxyguanosin-5'-yl)-P²-[7-hydroxy-5-methoxy-4-methyl-phthalan-1-on-6-yl-(3'-methyloct-2'-ene-8'-yl)]methylene-bis(phosphonate),

35 P¹-(2'-O-acetyl-3'-fluoro-3'-deoxyguanosin-5'-yl)-P²-[7-hydroxy-5-methoxy-4-methyl-phthalan-1-on-6-yl-(3'-

methylbut-2'-ene-4'-yl)]methylene-bis(phosphonate),

P¹-(2'-O-acetyl-3'-fluoro-3'-deoxyguanosin-5'-yl)-P²-
[7-hydroxy-5-methoxy-4-methyl-phthalan-1-on-6-yl-(3'-
methylpent-2'-ene-5'-yl)]methylene-bis(phosphonate),

5 P¹-(2'-O-acetyl-3'-fluoro-3'-deoxyguanosin-5'-yl)-P²-
[7-hydroxy-5-methoxy-4-methyl-phthalan-1-on-6-yl-(3'-
methylhex-2'-ene-6'-yl)]methylene-bis(phosphonate),

P¹-(2'-O-acetyl-3'-fluoro-3'-deoxyguanosin-5'-yl)-P²-
[7-hydroxy-5-methoxy-4-methyl-phthalan-1-on-6-yl-(3'-
10 methylhept-2'-ene-7'-yl)]methylene-bis(phosphonate),

P¹-(2'-O-acetyl-3'-fluoro-3'-deoxyguanosin-5'-yl)-P²-
[7-hydroxy-5-methoxy-4-methyl-phthalan-1-on-6-yl-(3'-
methyloct-2'-ene-8'-yl)]methylene-bis(phosphonate),

P¹-[9-(3'-O-acetyl-2'-fluoro-2'-deoxy-β-D-
15 arabinofuranosyl)guanin-5'-yl]-P²-[7-hydroxy-5-methoxy-4-
methyl-phthalan-1-on-6-yl-(3'-methylbut-2'-ene-4'-
yl)]methylenebis(phosphonate),

P¹-[9-(3'-O-acetyl-2'-fluoro-2'-deoxy-β-D-
arabinofuranosyl)guanin-5'-yl]-P²-[7-hydroxy-5-methoxy-4-
20 methyl-phthalan-1-on-6-yl-(3'-methylpent-2'-ene-5'-
yl)]methylenebis(phosphonate),

P¹-[9-(3'-O-acetyl-2'-fluoro-2'-deoxy-β-D-
arabinofuranosyl)guanin-5'-yl]-P²-[7-hydroxy-5-methoxy-4-
methyl-phthalan-1-on-6-yl-(3'-methylhex-2'-ene-6'-
25 yl)]methylenebis(phosphonate),

P¹-[9-(3'-O-acetyl-2'-fluoro-2'-deoxy-β-D-
arabinofuranosyl)guanin-5'-yl]-P²-[7-hydroxy-5-methoxy-4-
methyl-phthalan-1-on-6-yl-(3'-methylhept-2'-ene-7'-
yl)]methylenebis(phosphonate),

30 P¹-[9-(3'-O-acetyl-2'-fluoro-2'-deoxy-β-D-
arabinofuranosyl)guanin-5'-yl]-P²-[7-hydroxy-5-methoxy-4-
methyl-phthalan-1-on-6-yl-(3'-methyloct-2'-ene-8'-
yl)]methylenebis(phosphonate),

P¹-[9-(2'-O-acetyl-3'-fluoro-3'-deoxy-β-D-

arabinofuranosyl)guanin-5'-yl]-P²-[7-hydroxy-5-methoxy-4-methyl-phthalan-1-on-6-yl-(3'-methylbut-2'-ene-4'-yl)]methylenebis(phosphonate),

5 P¹-[9-(2'-O-acetyl-3'-fluoro-3'-deoxy-β-D-arabinofuranosyl)guanin-5'-yl]-P²-[7-hydroxy-5-methoxy-4-methyl-phthalan-1-on-6-yl-(3'-methylpent-2'-ene-5'-yl)]methylenebis(phosphonate),

10 P¹-[9-(2'-O-acetyl-3'-fluoro-3'-deoxy-β-D-arabinofuranosyl)guanin-5'-yl]-P²-[7-hydroxy-5-methoxy-4-methyl-phthalan-1-on-6-yl-(3'-methylhex-2'-ene-6'-yl)]methylenebis(phosphonate),

15 P¹-[9-(2'-O-acetyl-3'-fluoro-3'-deoxy-β-D-arabinofuranosyl)guanin-5'-yl]-P²-[7-hydroxy-5-methoxy-4-methyl-phthalan-1-on-6-yl-(3'-methylhept-2'-ene-7'-yl)]methylenebis(phosphonate),

P¹-[9-(2'-O-acetyl-3'-fluoro-3'-deoxy-β-D-arabinofuranosyl)guanin-5'-yl]-P²-[7-hydroxy-5-methoxy-4-methyl-phthalan-1-on-6-yl-(3'-methyloct-2'-ene-8'-yl)]methylenebis(phosphonate),

20 P¹-(2',3'-O-isopropylideneinosin-5'-yl)-P²-[7-hydroxy-5-methoxy-4-methyl-phthalan-1-on-6-yl-(3'-methylbut-2'-ene-4'-yl)]methylenebis(phosphonate),

25 P¹-(2',3'-O-isopropylideneinosin-5'-yl)-P²-[7-hydroxy-5-methoxy-4-methyl-phthalan-1-on-6-yl-(3'-methylpent-2'-ene-5'-yl)]methylenebis(phosphonate),

P¹-(2',3'-O-isopropylideneinosin-5'-yl)-P²-[7-hydroxy-5-methoxy-4-methyl-phthalan-1-on-6-yl-(3'-methylhex-2'-ene-6'-yl)]methylenebis(phosphonate),

30 P¹-(2',3'-O-isopropylideneinosin-5'-yl)-P²-[7-hydroxy-5-methoxy-4-methyl-phthalan-1-on-6-yl-(3'-methylhept-2'-ene-7'-yl)]methylenebis(phosphonate),

P¹-(2',3'-O-isopropylideneinosin-5'-yl)-P²-[7-hydroxy-5-methoxy-4-methyl-phthalan-1-on-6-yl-(3'-methyloct-2'-ene-8'-yl)]methylenebis(phosphonate),

35 P¹-(3'-O-acetyl-2'-fluoro-2'-deoxyinosin-5'-yl)-P²-[7-

- hydroxy-5-methoxy-4-methyl-phthalan-1-on-6-yl-(3'-methylbut-2'-ene-4'-yl)]methylene-bis(phosphonate),
 P^1 -(3'-O-acetyl-2'-fluoro-2'-deoxyinosin-5'-yl)- P^2 -[7-hydroxy-5-methoxy-4-methyl-phthalan-1-on-6-yl-(3'-methylpent-2'-ene-5'-yl)]methylene-bis(phosphonate),
 5 P^1 -(3'-O-acetyl-2'-fluoro-2'-deoxyinosin-5'-yl)- P^2 -[7-hydroxy-5-methoxy-4-methyl-phthalan-1-on-6-yl-(3'-methylhex-2'-ene-6'-yl)]methylene-bis(phosphonate),
 P^1 -(3'-O-acetyl-2'-fluoro-2'-deoxyinosin-5'-yl)- P^2 -[7-hydroxy-5-methoxy-4-methyl-phthalan-1-on-6-yl-(3'-methylhept-2'-ene-7'-yl)]methylene-bis(phosphonate),
 10 P^1 -(3'-O-acetyl-2'-fluoro-2'-deoxyinosin-5'-yl)- P^2 -[7-hydroxy-5-methoxy-4-methyl-phthalan-1-on-6-yl-(3'-methyloct-2'-ene-8'-yl)]methylene-bis(phosphonate),
 P^1 -(2'-O-acetyl-3'-fluoro-3'-deoxyinosin-5'-yl)- P^2 -[7-hydroxy-5-methoxy-4-methyl-phthalan-1-on-6-yl-(3'-methylbut-2'-ene-4'-yl)]methylene-bis(phosphonate),
 15 P^1 -(2'-O-acetyl-3'-fluoro-3'-deoxyinosin-5'-yl)- P^2 -[7-hydroxy-5-methoxy-4-methyl-phthalan-1-on-6-yl-(3'-methylpent-2'-ene-5'-yl)]methylene-bis(phosphonate),
 20 P^1 -(2'-O-acetyl-3'-fluoro-3'-deoxyinosin-5'-yl)- P^2 -[7-hydroxy-5-methoxy-4-methyl-phthalan-1-on-6-yl-(3'-methylhex-2'-ene-6'-yl)]methylene-bis(phosphonate),
 P^1 -(2'-O-acetyl-3'-fluoro-3'-deoxyinosin-5'-yl)- P^2 -[7-hydroxy-5-methoxy-4-methyl-phthalan-1-on-6-yl-(3'-methylhept-2'-ene-7'-yl)]methylene-bis(phosphonate),
 25 P^1 -(2'-O-acetyl-3'-fluoro-3'-deoxyinosin-5'-yl)- P^2 -[7-hydroxy-5-methoxy-4-methyl-phthalan-1-on-6-yl-(3'-methyloct-2'-ene-8'-yl)]methylene-bis(phosphonate),
 30 P^1 -[9-(3'-O-acetyl-2'-fluoro-2'-deoxy- β -D-arabinofuranosyl)hypoxanthin-5'-yl]- P^2 -[7-hydroxy-5-methoxy-4-methyl-phthalan-1-on-6-yl-(3'-methylbut-2'-ene-4'-yl)]methylenebis(phosphonate),
 P^1 -[9-(3'-O-acetyl-2'-fluoro-2'-deoxy- β -D-arabinofuranosyl)hypoxanthin-5'-yl]- P^2 -[7-hydroxy-5-

methoxy-4-methyl-phthalan-1-on-6-yl-(3'-methylpent-2'-ene-5'-yl)]methylenebis(phosphonate),

P¹-[9-(3'-O-acetyl-2'-fluoro-2'-deoxy-β-D-arabinofuranosyl)hypoxanthin-5'-yl]-P²-[7-hydroxy-5-methoxy-4-methyl-phthalan-1-on-6-yl-(3'-methylhex-2'-ene-6'-yl)]methylenebis(phosphonate),

P¹-[9-(3'-O-acetyl-2'-fluoro-2'-deoxy-β-D-arabinofuranosyl)hypoxanthin-5'-yl]-P²-[7-hydroxy-5-methoxy-4-methyl-phthalan-1-on-6-yl-(3'-methylhept-2'-ene-7'-yl)]methylenebis(phosphonate),

P¹-[9-(3'-O-acetyl-2'-fluoro-2'-deoxy-β-D-arabinofuranosyl)hypoxanthin-5'-yl]-P²-[7-hydroxy-5-methoxy-4-methyl-phthalan-1-on-6-yl-(3'-methyloct-2'-ene-8'-yl)]methylenebis(phosphonate),

P¹-[9-(2'-O-acetyl-3'-fluoro-3'-deoxy-β-D-arabinofuranosyl)hypoxanthin-5'-yl]-P²-[7-hydroxy-5-methoxy-4-methyl-phthalan-1-on-6-yl-(3'-methylbut-2'-ene-4'-yl)]methylenebis(phosphonate),

P¹-[9-(2'-O-acetyl-3'-fluoro-3'-deoxy-β-D-arabinofuranosyl)hypoxanthin-5'-yl]-P²-[7-hydroxy-5-methoxy-4-methyl-phthalan-1-on-6-yl-(3'-methylpent-2'-ene-5'-yl)]methylenebis(phosphonate),

P¹-[9-(2'-O-acetyl-3'-fluoro-3'-deoxy-β-D-arabinofuranosyl)hypoxanthin-5'-yl]-P²-[7-hydroxy-5-methoxy-4-methyl-phthalan-1-on-6-yl-(3'-methylhex-2'-ene-6'-yl)]methylenebis(phosphonate),

P¹-[9-(2'-O-acetyl-3'-fluoro-3'-deoxy-β-D-arabinofuranosyl)hypoxanthin-5'-yl]-P²-[7-hydroxy-5-methoxy-4-methyl-phthalan-1-on-6-yl-(3'-methylhept-2'-ene-7'-yl)]methylenebis(phosphonate), and

P¹-[9-(2'-O-acetyl-3'-fluoro-3'-deoxy-β-D-arabinofuranosyl)hypoxanthin-5'-yl]-P²-[7-hydroxy-5-methoxy-4-methyl-phthalan-1-on-6-yl-(3'-methyloct-2'-ene-8'-yl)]methylenebis(phosphonate).

26. The compound of claim 24, wherein the compound is selected from the group consisting of:

P¹-(adenosin-5'-yl)-P²-(mycophenol-5'-yl)methylene-
5 bis(phosphonate),

P¹-(adenosin-5'-yl)-P²-[7-hydroxy-5-methoxy-4-methyl-
phthalan-1-on-6-yl-(3'-methylbut-2'-ene-4'-
yl)]methylenebis-(phosphonate),

P¹-(adenosin-5'-yl)-P²-[7-hydroxy-5-methoxy-4-methyl-
10 phthalan-1-on-6-yl-(3'-methylpent-2'-ene-5'-
yl)]methylenebis-(phosphonate),

P¹-(adenosin-5'-yl)-P²-[7-hydroxy-5-methoxy-4-methyl-
phthalan-1-on-6-yl-(3'-methylhept-2'-ene-7'-
yl)]methylenebis-(phosphonate),

15 P¹-(adenosin-5'-yl)-P²-[7-hydroxy-5-methoxy-4-methyl-
phthalan-1-on-6-yl-(3'-methyloct-2-ene-8'-yl)]methylenebis-
(phosphonate),

P¹-(2'-fluoro-2'-deoxyadenosin-5'-yl)-P²-[7-hydroxy-5-
methoxy-4-methyl-phthalan-1-on-6-yl-(3'-methylbut-2'-ene-
20 4'-yl)]-methylenebis-(phosphonate),

P¹-(2'-fluoro-2'-deoxyadenosin-5'-yl)-P²-[7-hydroxy-5-
methoxy-4-methyl-phthalan-1-on-6-yl-(3'-methylpent-2'-ene-
5'-yl)]-methylenebis(phosphonate),

25 P¹-(2'-fluoro-2'-deoxyadenosin-5'-yl)-P²-[7-hydroxy-5-
methoxy-4-methyl-phthalan-1-on-6-yl-(3'-methylhex-2-ene-6'-
yl)]-methylenebis(phosphonate),

P¹-(2'-fluoro-2'-deoxyadenosin-5'-yl)-P²-[7-hydroxy-5-
methoxy-4-methyl-phthalan-1-on-6-yl-(3'-methylhept-2'-ene-
7'-yl)]-methylenebis(phosphonate),

30 P¹-(2'-fluoro-2'-deoxyadenosin-5'-yl)-P²-[7-hydroxy-5-
methoxy-4-methyl-phthalan-1-on-6-yl-(3'-methyloct-2'-ene-
8'-yl)]-methylenebis(phosphonate),

35 P¹-(3'-fluoro-3'-deoxyadenosin-5'-yl)-P²-[7-hydroxy-5-
methoxy-4-methyl-phthalan-1-on-6-yl-(3'-methylbut-2'-ene-
4'-yl)]-methylenebis(phosphonate),

P^1 -(3'-fluoro-3'-deoxyadenosin-5'-yl)- P^2 -[7-hydroxy-5-methoxy-4-methyl-phthalan-1-on-6-yl-(3'-methylpent-2'-ene-5'-yl)]-methylenebis(phosphonate),

5 P^1 -(3'-fluoro-3'-deoxyadenosin-5'-yl)- P^2 -[7-hydroxy-5-methoxy-4-methyl-phthalan-1-on-6-yl-(3'-methylhex-2'-ene-6'-yl)]-methylenebis(phosphonate),

P^1 -(3'-fluoro-3'-deoxyadenosin-5'-yl)- P^2 -[7-hydroxy-5-methoxy-4-methyl-phthalan-1-on-6-yl-(3'-methylhept-2'-ene-7'-yl)]-methylenebis(phosphonate),

10 P^1 -(3'-fluoro-3'-deoxyadenosin-5'-yl)- P^2 -[7-hydroxy-5-methoxy-4-methyl-phthalan-1-on-6-yl-(3'-methyloct-2'-ene-8'-yl)]-methylenebis(phosphonate),

P^1 -[9-(2'-fluoro-2'-deoxy- β -D-arabinofuranosyl)adenin-5'-yl]- P^2 -[7-hydroxy-5-methoxy-4-methyl-phthalan-1-on-6-yl-(3'-methylbut-2'-ene-4'-yl)]methylenebis(phosphonate),

15 P^1 -[9-(2'-fluoro-2'-deoxy- β -D-arabinofuranosyl)adenin-5'-yl]- P^2 -[7-hydroxy-5-methoxy-4-methyl-phthalan-1-on-6-yl-(3'-methylpent-2'-ene-5'-yl)]methylenebis(phosphonate),

P^1 -[9-(2'-fluoro-2'-deoxy- β -D-arabinofuranosyl)adenin-5'-yl]- P^2 -[7-hydroxy-5-methoxy-4-methyl-phthalan-1-on-6-yl-(3'-methylhex-2'-ene-6'-yl)]methylenebis(phosphonate),

20 P^1 -[9-(2'-fluoro-2'-deoxy- β -D-arabinofuranosyl)adenin-5'-yl]- P^2 -[7-hydroxy-5-methoxy-4-methyl-phthalan-1-on-6-yl-(3'-methylhept-2'-ene-7'-yl)]methylenebis(phosphonate),

25 P^1 -[9-(2'-fluoro-2'-deoxy- β -D-arabinofuranosyl)adenin-5'-yl]- P^2 -[7-hydroxy-5-methoxy-4-methyl-phthalan-1-on-6-yl-(3'-methyloct-2'-ene-8'-yl)]methylenebis(phosphonate),

P^1 -[9-(3'-fluoro-3'-deoxy- β -D-arabinofuranosyl)adenin-5'-yl]- P^2 -[7-hydroxy-5-methoxy-4-methyl-phthalan-1-on-6-yl-(3'-methylbut-2'-ene-4'-yl)]methylenebis(phosphonate),

30 P^1 -[9-(3'-fluoro-3'-deoxy- β -D-arabinofuranosyl)adenin-5'-yl]- P^2 -[7-hydroxy-5-methoxy-4-methyl-phthalan-1-on-6-yl-(3'-methylpent-2'-ene-5'-yl)]methylenebis(phosphonate),

P^1 -[9-(3'-fluoro-3'-deoxy- β -D-arabinofuranosyl)adenin-

5'-yl]-P²-[7-hydroxy-5-methoxy-4-methyl-phthalan-1-on-6-yl-(3'-methylhex-2'-ene-6'-yl)]methylenebis(phosphonate),

P¹-[9-(3'-fluoro-3'-deoxy-β-D-arabinofuranosyl)adenin-5'-yl]-P²-[7-hydroxy-5-methoxy-4-methyl-phthalan-1-on-6-yl-

5 (3'-methylhept-2'-ene-7'-yl)]methylenebis(phosphonate),

P¹-[9-(3'-fluoro-3'-deoxy-β-D-arabinofuranosyl)adenin-5'-yl]-P²-[7-hydroxy-5-methoxy-4-methyl-phthalan-1-on-6-yl-(3'-methyloct-2'-ene-8'-yl)]methylenebis(phosphonate),

10 P¹-(guanosin-5'-yl)-P²-[7-hydroxy-5-methoxy-4-methyl-phthalan-1-on-6-yl-(3'-methylbut-2'-ene-4'-yl)]methylenebis(phosphonate),

P¹-(guanosin-5'-yl)-P²-[7-hydroxy-5-methoxy-4-methyl-phthalan-1-on-6-yl-(3'-methylpent-2'-ene-5'-yl)]methylenebis(phosphonate),

15 P¹-(guanosin-5'-yl)-P²-[7-hydroxy-5-methoxy-4-methyl-phthalan-1-on-6-yl-(3'-methylhex-2'-ene-6'-yl)]methylenebis(phosphonate),

P¹-(guanosin-5'-yl)-P²-[7-hydroxy-5-methoxy-4-methyl-phthalan-1-on-6-yl-(3'-methylhept-2'-ene-7'-

20 yl)]methylenebis(phosphonate),

P¹-(guanosin-5'-yl)-P²-[7-hydroxy-5-methoxy-4-methyl-phthalan-1-on-6-yl-(3'-methyloct-2-ene-8'-yl)]methylenebis(phosphonate),

25 P¹-(2'-fluoro-2'-deoxyguanosin-5'-yl)-P²-[7-hydroxy-5-methoxy-4-methyl-phthalan-1-on-6-yl-(3'-methylbut-2'-ene-4'-yl)]-methylenebis(phosphonate),

P¹-(2'-fluoro-2'-deoxyguanosin-5'-yl)-P²-[7-hydroxy-5-methoxy-4-methyl-phthalan-1-on-6-yl-(3'-methylpent-2'-ene-5'-yl)]methylenebis(phosphonate),

30 P¹-(2'-fluoro-2'-deoxyguanosin-5'-yl)-P²-[7-hydroxy-5-methoxy-4-methyl-phthalan-1-on-6-yl-(3'-methylhex-2-ene-6'-yl)]methylenebis(phosphonate),

35 P¹-(2'-fluoro-2'-deoxyguanosin-5'-yl)-P²-[7-hydroxy-5-methoxy-4-methyl-phthalan-1-on-6-yl-(3'-methylhept-2'-ene-7'-yl)]methylenebis(phosphonate),

P¹-(2'-fluoro-2'-deoxyguanosin-5'-yl)-P²-[7-hydroxy-5-methoxy-4-methyl-phthalan-1-on-6-yl-(3'-methyloct-2'-ene-8'-yl)]methylenebis(phosphonate),

5 P¹-(3'-fluoro-3'-deoxyguanosin-5'-yl)-P²-[7-hydroxy-5-methoxy-4-methyl-phthalan-1-on-6-yl-(3'-methylbut-2'-ene-4'-yl)]methylenebis(phosphonate),

P¹-(3'-fluoro-3'-deoxyguanosin-5'-yl)-P²-[7-hydroxy-5-methoxy-4-methyl-phthalan-1-on-6-yl-(3'-methylpent-2'-ene-5'-yl)]methylenebis(phosphonate),

10 P¹-(3'-fluoro-3'-deoxyguanosin-5'-yl)-P²-[7-hydroxy-5-methoxy-4-methyl-phthalan-1-on-6-yl-(3'-methylhex-2'-ene-6'-yl)]methylenebis(phosphonate),

P¹-(3'-fluoro-3'-deoxyguanosin-5'-yl)-P²-[7-hydroxy-5-methoxy-4-methyl-phthalan-1-on-6-yl-(3'-methylhept-2'-ene-7'-yl)]methylenebis(phosphonate),

15 P¹-(3'-fluoro-3'-deoxyguanosin-5'-yl)-P²-[7-hydroxy-5-methoxy-4-methyl-phthalan-1-on-6-yl-(3'-methyloct-2'-ene-8'-yl)]methylenebis(phosphonate),

P¹-[9-(2'-fluoro-2'-deoxy-β-D-arabinofuranosyl)guanin-5'-yl]-P²-[7-hydroxy-5-methoxy-4-methyl-phthalan-1-on-6-yl-(3'-methylbut-2'-ene-4'-yl)]methylenebis(phosphonate),

P¹-[9-(2'-fluoro-2'-deoxy-β-D-arabinofuranosyl)guanin-5'-yl]-P²-[7-hydroxy-5-methoxy-4-methyl-phthalan-1-on-6-yl-(3'-methylpent-2'-ene-5'-yl)]methylenebis(phosphonate),

25 P¹-[9-(2'-fluoro-2'-deoxy-β-D-arabinofuranosyl)guanin-5'-yl]-P²-[7-hydroxy-5-methoxy-4-methyl-phthalan-1-on-6-yl-(3'-methylhex-2'-ene-6'-yl)]methylenebis(phosphonate),

P¹-[9-(2'-fluoro-2'-deoxy-β-D-arabinofuranosyl)guanin-5'-yl]-P²-[7-hydroxy-5-methoxy-4-methyl-phthalan-1-on-6-yl-(3'-methylhept-2'-ene-7'-yl)]methylenebis(phosphonate),

30 P¹-[9-(2'-fluoro-2'-deoxy-β-D-arabinofuranosyl)guanin-5'-yl]-P²-[7-hydroxy-5-methoxy-4-methyl-phthalan-1-on-6-yl-(3'-methyloct-2'-ene-8'-yl)]methylenebis(phosphonate),

P¹-[9-(3'-fluoro-3'-deoxy-β-D-arabinofuranosyl)guanin-

5'-yl]-P²-[7-hydroxy-5-methoxy-4-methyl-phthalan-1-on-6-yl-(3'-methylbut-2'-ene-4'-yl)]methylenebis(phosphonate),

P¹-[9-(3'-fluoro-3'-deoxy-β-D-arabinofuranosyl)guanine-5'-yl]-P²-[7-hydroxy-5-methoxy-4-methyl-phthalan-1-on-6-yl-(3'-methylpent-2'-ene-5'-yl)]methylenebis(phosphonate),

P¹-[9-(3'-fluoro-3'-deoxy-β-D-arabinofuranosyl)guanine-5'-yl]-P²-[7-hydroxy-5-methoxy-4-methyl-phthalan-1-on-6-yl-(3'-methylhex-2'-ene-6'-yl)]methylenebis(phosphonate),

P¹-[9-(3'-fluoro-3'-deoxy-β-D-arabinofuranosyl)guanine-5'-yl]-P²-[7-hydroxy-5-methoxy-4-methyl-phthalan-1-on-6-yl-(3'-methylhept-2'-ene-7'-yl)]methylenebis(phosphonate),

P¹-[9-(3'-fluoro-3'-deoxy-β-D-arabinofuranosyl)guanine-5'-yl]-P²-[7-hydroxy-5-methoxy-4-methyl-phthalan-1-on-6-yl-(3'-methyloct-2'-ene-8'-yl)]methylenebis(phosphonate),

P¹-(inosin-5'-yl)-P²-[7-hydroxy-5-methoxy-4-methyl-phthalan-1-on-6-yl-(3'-methylbut-2'-ene-4'-yl)]methylenebis(phosphonate),

P¹-(inosin-5'-yl)-P²-[7-hydroxy-5-methoxy-4-methyl-phthalan-1-on-6-yl-(3'-methylpent-2'-ene-5'-yl)]methylenebis(phosphonate),

P¹-(inosin-5'-yl)-P²-[7-hydroxy-5-methoxy-4-methyl-phthalan-1-on-6-yl-(3'-methylhex-2'-ene-6'-yl)]methylenebis(phosphonate),

P¹-(inosin-5'-yl)-P²-[7-hydroxy-5-methoxy-4-methyl-phthalan-1-on-6-yl-(3'-methylhept-2'-ene-7'-yl)]methylenebis(phosphonate),

P¹-(inosin-5'-yl)-P²-[7-hydroxy-5-methoxy-4-methyl-phthalan-1-on-6-yl-(3'-methyloct-2'-ene-8'-yl)]methylenebis(phosphonate),

P¹-(2'-fluoro-2'-deoxyinosin-5'-yl)-P²-[7-hydroxy-5-methoxy-4-methyl-phthalan-1-on-6-yl-(3'-methylbut-2'-ene-4'-yl)]methylenebis(phosphonate),

P¹-(2'-fluoro-2'-deoxyinosin-5'-yl)-P²-[7-hydroxy-5-methoxy-4-methyl-phthalan-1-on-6-yl-(3'-methylpent-2'-ene-

5'-yl)]methylenebis(phosphonate),
 P^1 -(2'-fluoro-2'-deoxyinosin-5'-yl)- P^2 -[7-hydroxy-5-methoxy-4-methyl-phthalan-1-on-6-yl-(3'-methylhex-2-ene-6'-yl)]methylenebis(phosphonate),

5 P^1 -(2'-fluoro-2'-deoxyinosin-5'-yl)- P^2 -[mycophenol--6-(3'-methylhept-2'-ene-7'-yl)]methylenebis(phosphonate),

P^1 -(2'-fluoro-2'-deoxyinosin-5'-yl)- P^2 -[7-hydroxy-5-methoxy-4-methyl-phthalan-1-on-6-yl-(3'-methyloct-2'-ene-8'-yl)]methylenebis(phosphonate),

10 P^1 -(3'-fluoro-3'-deoxyinosin-5'-yl)- P^2 -[7-hydroxy-5-methoxy-4-methyl-phthalan-1-on-6-yl-(3'-methylbut-2'-ene-4'-yl)]methylenebis(phosphonate),

P^1 -(3'-fluoro-3'-deoxyinosin-5'-yl)- P^2 -[7-hydroxy-5-methoxy-4-methyl-phthalan-1-on-6-yl-(3'-methylpent-2'-ene-5'-yl)]methylenebis(phosphonate),

15 P^1 -(3'-fluoro-3'-deoxyinosin-5'-yl)- P^2 -[7-hydroxy-5-methoxy-4-methyl-phthalan-1-on-6-yl-(3'-methylhex-2'-ene-6'-yl)]methylenebis(phosphonate),

20 P^1 -(3'-fluoro-3'-deoxyinosin-5'-yl)- P^2 -[7-hydroxy-5-methoxy-4-methyl-phthalan-1-on-6-yl-(3'-methylhept-2'-ene-7'-yl)]methylenebis(phosphonate),

P^1 -(3'-fluoro-3'-deoxyinosin-5'-yl)- P^2 -[7-hydroxy-5-methoxy-4-methyl-phthalan-1-on-6-yl-(3'-methyloct-2'-ene-8'-yl)]methylenebis(phosphonate),

25 P^1 -[9-(2'-fluoro-2'-deoxy- β -D-arabinofuranosyl)-hypoxanthin-5'-yl]- P^2 -[7-hydroxy-5-methoxy-4-methyl-phthalan-1-on-6-yl-(3'-methylbut-2'-ene-4'-yl)]methylenebis(phosphonate),

30 P^1 -[9-(2'-fluoro-2'-deoxy- β -D-arabinofuranosyl)hypoxanthin-5'-yl]- P^2 -[7-hydroxy-5-methoxy-4-methyl-phthalan-1-on-6-yl-(3'-methylpent-2'-ene-5'-yl)]methylenebis(phosphonate),

35 P^1 -[9-(2'-fluoro-2'-deoxy- β -D-arabinofuranosyl)hypoxanthin-5'-yl]- P^2 -[7-hydroxy-5-methoxy-4-methyl-phthalan-1-on-6-yl-(3'-methylhex-2'-ene-

6'-yl)]methylenebis(phosphonate),

P¹-[9-(2'-fluoro-2'-deoxy-β-D-arabinofuranosyl)-
hypoxanthin-5'-yl]-P²-[7-hydroxy-5-methoxy-4-methyl-
phthalan-1-on-6-yl-(3'-methylhept-2'-ene-7'-yl)]methylen-
5 bis(phosphonate),

P¹-[9-(2'-fluoro-2'-deoxy-β-D-arabinofuranosyl)-
hypoxanthin-5'-yl]-P²-[7-hydroxy-5-methoxy-4-methyl-
phthalan-1-on-6-yl-(3'-methyloct-2'-ene-8'-yl)]methylen-
bis(phosphonate),

10 P¹-[9-(3'-fluoro-3'-deoxy-β-D-arabinofuranosyl)-
hypoxanthin-5'-yl]-P²-[7-hydroxy-5-methoxy-4-methyl-
phthalan-1-on-6-yl-(3'-methylbut-2'-ene-4'-yl)]methylen-
bis(phosphonate),

P¹-[9-(3'-fluoro-3'-deoxy-β-D-arabinofuranosyl)-
15 hypoxanthin-5'-yl]-P²-[7-hydroxy-5-methoxy-4-methyl-
phthalan-1-on-6-yl-(3'-methylpent-2'-ene-5'-yl)]methylen-
bis(phosphonate),

P¹-[9-(3'-fluoro-3'-deoxy-β-D-arabinofuranosyl)-
hypoxanthin-5'-yl]-P²-[7-hydroxy-5-methoxy-4-methyl-
20 phthalan-1-on-6-yl-(3'-methylhex-2'-ene-6'-yl)]methylen-
bis(phosphonate),

P¹-[9-(3'-fluoro-3'-deoxy-β-D-arabinofuranosyl)-
hypoxanthin-5'-yl]-P²-[7-hydroxy-5-methoxy-4-methyl-
phthalan-1-on-6-yl-(3'-methylhept-2'-ene-7'-yl)]methylen-
25 bis(phosphonate), and

P¹-[9-(3'-fluoro-3'-deoxy-β-D-arabinofuranosyl)-
hypoxanthin-5'-yl]-P²-[7-hydroxy-5-methoxy-4-methyl-
phthalan-1-on-6-yl-(3'-methyloct-2'-ene-8'-yl)]methylen-
bis(phosphonate).

30

INTERNATIONAL SEARCH REPORT

International application No.
PCT/US97/18323

A. CLASSIFICATION OF SUBJECT MATTER

IPC(6) : C07F 9/32, 9/547, 9/6512

US CL : 544/232, 558/70, 77, 87, 104, 106, 131

According to International Patent Classification (IPC) or to both national classification and IPC

B. FIELDS SEARCHED

Minimum documentation searched (classification system followed by classification symbols)

U.S. : 544/232, 558/70, 77, 87, 104, 106, 131

Documentation searched other than minimum documentation to the extent that such documents are included in the fields searched

Electronic data base consulted during the international search (name of data base and, where practicable, search terms used)

CAPLUS, CAS, MARPAT, WPIDS, REGISTRY, BEILSTEIN, APS

C. DOCUMENTS CONSIDERED TO BE RELEVANT

Category*	Citation of document, with indication, where appropriate, of the relevant passages	Relevant to claim No.
A, P	PANKIEWICZ et al. Efficient Synthesis of Methylenebis(phosphonate) Analogues of P1, P2-Disubstituted Pyrophosphates of Biological Interest. A Novel Plausible Mechanism. J. Amer Chem Society. 15 April, 1997, vol. 119, pages 3691-3692, See entire document.	1-23
X	Marquez et al. Thiazole-4-carboxamide Adenine Dinucleotide (TAD). Analogues Stable to Phosphodiesterase Hydrolysis. J. of Medicinal Chem., 1986. Vol. 29 No.9, pages 1726-1731, see formula at the bottom of page 1723.	23
X	US 5,442,101 A (HANHIJARVI et al) 15 August 1995, col. 2, lines 1-29.	23



Further documents are listed in the continuation of Box C.



See patent family annex.

* Special categories of cited documents:	*T* later document published after the international filing date or priority date and not in conflict with the application but cited to understand the principle or theory underlying the invention
A document defining the general state of the art which is not considered to be of particular relevance	*X* document of particular relevance; the claimed invention cannot be considered novel or cannot be considered to involve an inventive step when the document is taken alone
E earlier document published on or after the international filing date	*Y* document of particular relevance; the claimed invention cannot be considered to involve an inventive step when the document is combined with one or more other such documents, such combination being obvious to a person skilled in the art
L document which may throw doubts on priority claim(s) or which is cited to establish the publication date of another citation or other special reason (as specified)	*g* document member of the same patent family
O document referring to an oral disclosure, use, exhibition or other means	
P document published prior to the international filing date but later than the priority date claimed	

Date of the actual completion of the international search

17 DECEMBER 1997

Date of mailing of the international search report

10 FEB 1998

Name and mailing address of the ISA/US
Commissioner of Patents and Trademarks
Box PCT
Washington, D.C. 20231

Facsimile No. (703) 305-3230

Authorized officer

TAOFIQ A. SOLOLA

Telephone No. (703) 308-1235

INTERNATIONAL SEARCH REPORT

International application No.
PCT/US97/18323

C (Continuation). DOCUMENTS CONSIDERED TO BE RELEVANT

Category*	Citation of document, with indication, where appropriate, of the relevant passages	Relevant to claim No.
X	DE 4,341,161 A1 (ZEPPEZAUER, et al) 08 June 1995, page 2, line 40 and page 4, lines 5-30.	23
X	WO 96/00585 A1 (COMMISSARIAT A L'ENERGIE ATOMIQUE) 11 January 1996, figure I, pages 23 and 24.	23
X	LIPKA et al. Synthesis of Methylene-bridged Analogues of Nicotinamide Riboside, Nicotinamide Mononucleotide and Nicotinamide Adenine Dinucleotide. Nucleosides and Nucleotides. January - March 1996, Vol. 15, pages 149-165, see entire document.	23
P, A	US 5,569,650 A (WATANABE et al) 29 October 1996, col. 2, lines 15-37.	23
P, A	US 5,658,890 A (PANKIEWICZ et al) 19 August 1997, cols. 4-6.	23

INTERNATIONAL SEARCH REPORT

International application No.
PCT/US97/18323**Box I Observations where certain claims were found unsearchable (Continuation of item 1 of first sheet)**

This international report has not been established in respect of certain claims under Article 17(2)(a) for the following reasons:

1. ☐ Claims Nos.:
because they relate to subject matter not required to be searched by this Authority, namely:
2. ☐ Claims Nos.:
because they relate to parts of the international application that do not comply with the prescribed requirements to such an extent that no meaningful international search can be carried out, specifically:
3. ☐ Claims Nos.:
because they are dependent claims and are not drafted in accordance with the second and third sentences of Rule 6.4(a).

Box II Observations where unity of invention is lacking (Continuation of item 2 of first sheet)

This International Searching Authority found multiple inventions in this international application, as follows:

Please See Extra Sheet.

1. ☒ As all required additional search fees were timely paid by the applicant, this international search report covers all searchable claims.
2. ☐ As all searchable claims could be searched without effort justifying an additional fee, this Authority did not invite payment of any additional fee.
3. ☐ As only some of the required additional search fees were timely paid by the applicant, this international search report covers only those claims for which fees were paid, specifically claims Nos.:
4. ☐ No required additional search fees were timely paid by the applicant. Consequently, this international search report is restricted to the invention first mentioned in the claims; it is covered by claims Nos.:

Remark on Protest

- ☐ The additional search fees were accompanied by the applicant's protest.
- ☒ No protest accompanied the payment of additional search fees.

BOX II. OBSERVATIONS WHERE UNITY OF INVENTION WAS LACKING

This ISA found multiple inventions as follows:

Group I , claim(s) 1-7, drawn to compounds and their process of making.

Group II, claim(s) 8 and 9 , drawn to a second process of making compounds.

Group III, claim(s) 10-22, drawn to a second compound products made by a specific process.

Group IV, claim 23, drawn to compounds.

Group V, claims 24-26, drawn to compounds.

The inventions listed as Groups I-V do not relate to a single inventive concept under PCT Rule 13.1 because, under PCT Rule 13.2, they lack the same or corresponding special technical features for the following reasons: all the compounds share O-P=O group which is known in the art.

The special technical feature of group I is that it has cyclic compounds which contain four O-P=O groups and a process of making. Group II is a second process of making. Group III is a product by process. Group IV has compounds having two O-P=O groups in straight chain. Group V has compounds similar to the compounds in group IV but, with a nucleoside attached to one end and a substituted heterocyclicalkyl attached to the other end.

Accordingly, the claims are not so linked by a special technical feature within the meaning of PCT rule 13.2 so as to form a single inventive concept.