(No Model.)

G. P. HERNDON.

LETTER SHEET ENVELOPE.

No. 372,752. Patented Nov. 8, 1887.

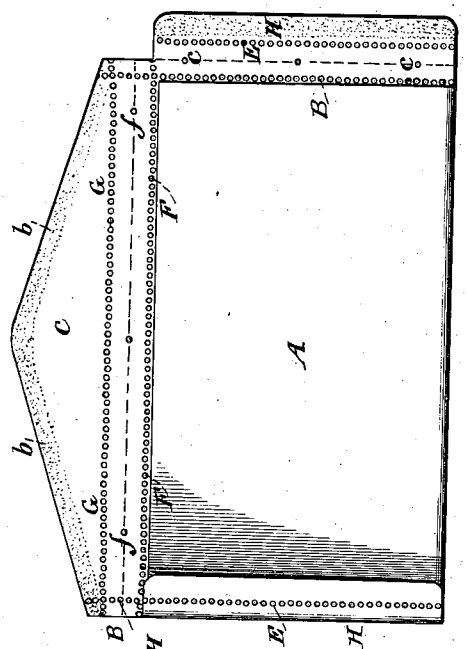

Fig. 2.

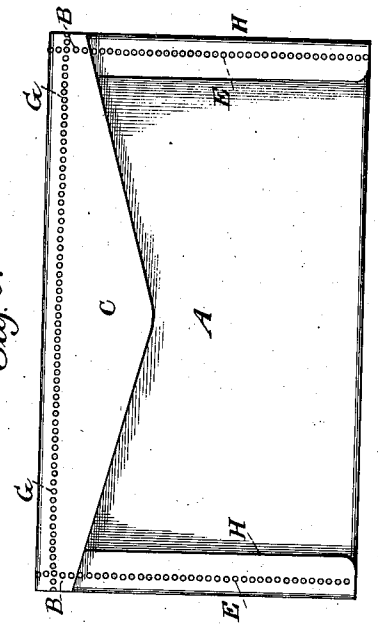

Fig. 3.

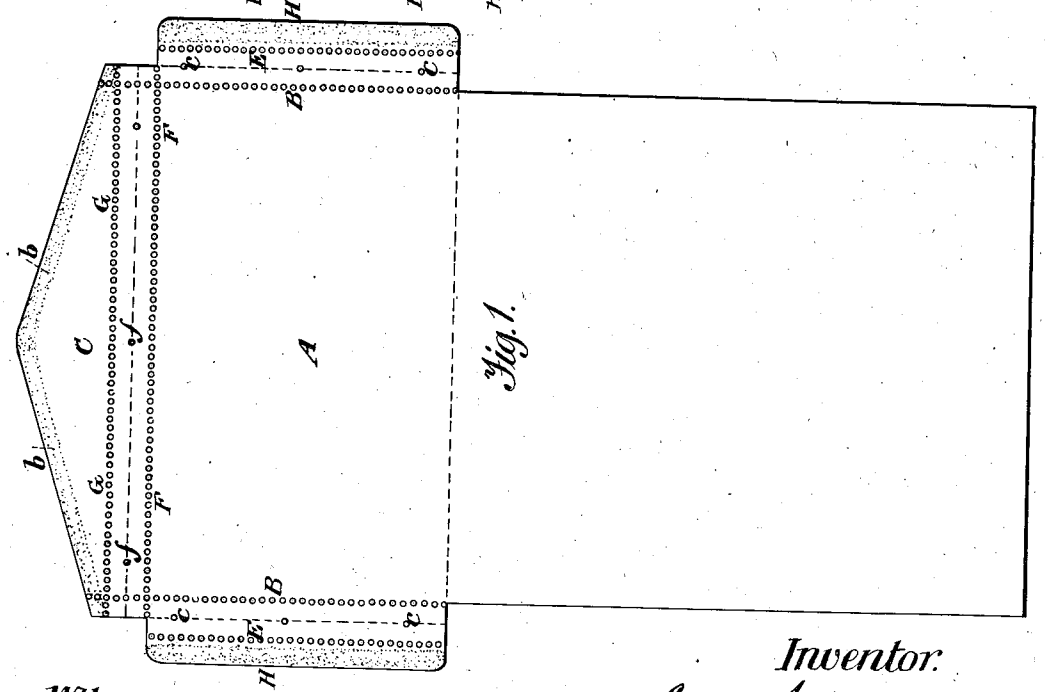

Fig. 1.

Witnesses.
A. Ruppert.
Geo D. Mitchell.

Inventor.
George P. Herndon,
by John C. Lennie
his Atty

UNITED STATES PATENT OFFICE.

GEORGE P. HERNDON, OF BIRMINGHAM, ALABAMA.

LETTER-SHEET ENVELOPE.

SPECIFICATION forming part of Letters Patent No. 372,752, dated November 8, 1887.

Application filed June 21, 1887. Serial No. 241,986. (No model.)

To all whom it may concern:

Be it known that I, GEORGE P. HERNDON, a citizen of the United States, residing at Birmingham, in the county of Jefferson and State of Alabama, have invented certain new and useful Improvements in Letter-Sheet Envelopes; and I do hereby declare the following to be a full, clear, and exact description of the invention, such as will enable others skilled in the art to which it appertains to make and use the same.

My invention relates to certain new and useful improvements in letter-sheet envelopes, and is designed to furnish an improved construction affording a degree of security to the contents during transportation substantially equal to that incident to the use of the ordinary separate envelope, while at the same time the operations of folding and securing the letter-sheet envelope may be effected with ease and celerity and the sheet opened without danger of tearing or mutilating the message.

In carrying out my invention I have devised the construction illustrated in the accompanying drawings, wherein—

Figure 1 represents my improved letter-sheet envelope before folding. Fig. 2 represents the same with the letter portion folded in place and one of the side flaps sealed thereto; and Fig. 3 represents the same completely folded and ready for mailing.

Similar letters of reference indicate similar parts throughout the several views.

A indicates that portion of the letter-sheet upon which the message is to be written. As illustrated in Fig. 2, this message portion of the sheet is designed to be folded inwardly in the usual manner, so as to be secured in position by the gummed flaps, as hereinafter described.

B B indicate lines of perforations forming the boundary-lines of the upper portion of the message-space, said lines of perforations being continued through the upper sealing-flap, C, which is gummed along its upper edges, as shown at *b*. In line with the side edges of the sealing-flap C are perforations *c*, spaced at some distance apart from each other, which serve as guides in folding the side flaps, H H. These side flaps, H H, are provided each with a row of perforations, E E, parallel to the rows B B, the perforations *c c* being midway between the rows B and E. Beyond the rows E the side flaps, H, are gummed, as shown.

Extending along the upper edge of the message portion of the envelope is a row of perforations, F, and beyond said row another parallel row of perforations, G, with intermediate perforations, *f*, midway between said rows and at a distance from each other.

The sheet being constructed as described, the operation of the invention is as follows: The message being written upon the portion A, said portion is folded inwardly, as illustrated in Fig. 2. The side flaps, H, are then folded inwardly upon the line of perforations *c*, as indicated at the right hand of the figure. This folding brings the rows of perforations B and E opposite each other. Both side flaps having been folded in the manner described, the gum upon them is moistened and caused to adhere to the back of the letter-sheet. The top flap, C, is then folded upon the line of perforations *f*, thereby bringing the perforations F and G opposite each other. The gum along the edge of the flap C is then moistened and the flap folded over the side flaps and caused to adhere to the back of the envelope, as shown in Fig. 3, in which condition the letter-sheet envelope is ready for mailing, the address being written upon the opposite side. Before the sealing operation is completed suitable inclosures may be inserted within the folds of the letter-sheet, and will be retained within the formed envelope without danger of loss. In opening the sheet the outlying portions beyond the surrounding row of perforations shown in Fig. 3 may be torn off, whereupon the message portion may be at once opened and read.

A characteristic feature of my invention is that the folded edges of the flaps present, practically, a strong unbroken line of resistance, so that any inclosures in the folded envelope are less liable to escape than in those constructions wherein one or more of the edges are provided with closely-spaced perforations.

Having thus described my invention, what I claim, and desire to secure by Letters Patent, is—

A letter-sheet envelope consisting of the

message portion A, provided at one end with flap C, gummed upon its edge, and having parallel perforations F and G, with intermediate distant perforations, *f*, said message portion being also provided with end flaps. H, having a length equal to the width of the folded sheet, provided with parallel lines of perforations B E and intermediate distant perforations, *c*, as herein shown and described.

In testimony whereof I affix my signature in presence of two witnesses.

GEORGE P. HERNDON.

Witnesses:
J. B. MOOR,
SAM. F. HARWELL.