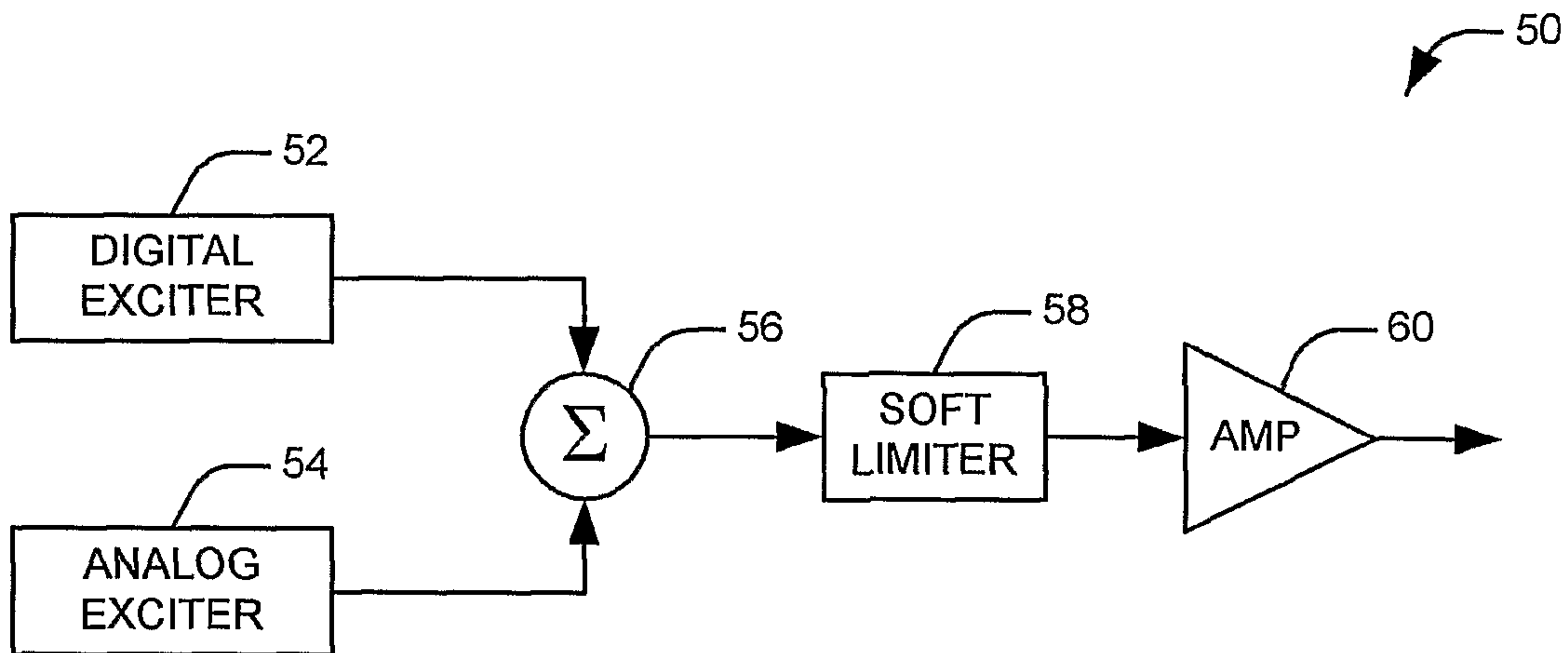




(86) **Date de dépôt PCT/PCT Filing Date:** 2006/05/24
 (87) **Date publication PCT/PCT Publication Date:** 2007/01/04
 (45) **Date de délivrance/Issue Date:** 2016/05/03
 (85) **Entrée phase nationale/National Entry:** 2007/12/21
 (86) **N° demande PCT/PCT Application No.:** US 2006/020148
 (87) **N° publication PCT/PCT Publication No.:** 2007/001695
 (30) **Priorité/Priority:** 2005/06/28 (US11/168,705)

(51) **Cl.Int./Int.Cl. H04B 1/66** (2006.01),
H04B 1/62 (2006.01), **H04L 27/20** (2006.01)
 (72) **Inventeur/Inventor:**
 DITTMER, TIMOTHY WILFRED, US
 (73) **Propriétaire/Owner:**
 IMAGINE COMMUNICATIONS CORP., US
 (74) **Agent:** GOUDREAU GAGE DUBUC

(54) **Titre : REDUCTION DE FACTEUR DE CRETE COMPOSITE**
 (54) **Title: COMPOSITE CREST FACTOR REDUCTION**



(57) **Abrégé/Abstract:**

Systems and methods are provided for providing a hybrid signal having a reduced crest factor. An analog exciter generates an analog signal having an associated phase. A digital exciter generates a digital signal that assumes one of a plurality of vector states at discrete sampling times associated with the hybrid signal. Each of the plurality of vector states has an associated phase. The digital signal and the analog signal are combined to provide the hybrid signal. The hybrid signal is compressed maximally when the digital signal assumes a vector state that is in phase with the analog signal .

(12) INTERNATIONAL APPLICATION PUBLISHED UNDER THE PATENT COOPERATION TREATY (PCT)

(19) World Intellectual Property Organization
International Bureau



(43) International Publication Date
4 January 2007 (04.01.2007)

PCT

(10) International Publication Number
WO 2007/001695 A3

(51) International Patent Classification:

H04L 25/03 (2006.01) *H04L 27/20* (2006.01)

(21) International Application Number:

PCT/US2006/020148

(22) International Filing Date: 24 May 2006 (24.05.2006)

(25) Filing Language: English

(26) Publication Language: English

(30) Priority Data:

11/168,705 28 June 2005 (28.06.2005) US

(71) Applicant (for all designated States except US): **HARRIS CORPORATION** [US/US]; 1025 W. Nasa Blvd., Ms A-11I, Melbourne, FL 32919 (US).

(72) Inventor: **DITTMER, Timothy, Wilfred**; 6044 Green Meadow, Mason, OH 45040 (US).

(74) Agents: **YATSKO, Michael, S.** et al.; HARRIS CORPORATION, 1025 W. Nasa Blvd., Ms A-11I, Melbourne, FL 32919 (US).

(81) Designated States (unless otherwise indicated, for every kind of national protection available): AE, AG, AL, AM,

AT, AU, AZ, BA, BB, BG, BR, BW, BY, BZ, CA, CH, CN, CO, CR, CU, CZ, DE, DK, DM, DZ, EC, EE, EG, ES, FI, GB, GD, GE, GH, GM, HR, HU, ID, IL, IN, IS, JP, KE, KG, KM, KN, KP, KR, KZ, LC, LK, LR, LS, LT, LU, LV, LY, MA, MD, MG, MK, MN, MW, MX, MZ, NA, NG, NI, NO, NZ, OM, PG, PH, PL, PT, RO, RU, SC, SD, SE, SG, SK, SL, SM, SY, TJ, TM, TN, TR, TT, TZ, UA, UG, US, UZ, VC, VN, YU, ZA, ZM, ZW.

(84) Designated States (unless otherwise indicated, for every kind of regional protection available): ARIPO (BW, GH, GM, KE, LS, MW, MZ, NA, SD, SL, SZ, TZ, UG, ZM, ZW), Eurasian (AM, AZ, BY, KG, KZ, MD, RU, TJ, TM), European (AT, BE, BG, CH, CY, CZ, DE, DK, EE, ES, FI, FR, GB, GR, HU, IE, IS, IT, LT, LU, LV, MC, NL, PL, PT, RO, SE, SI, SK, TR), OAPI (BF, BJ, CF, CG, CI, CM, GA, GN, GQ, GW, ML, MR, NE, SN, TD, TG).

Published:

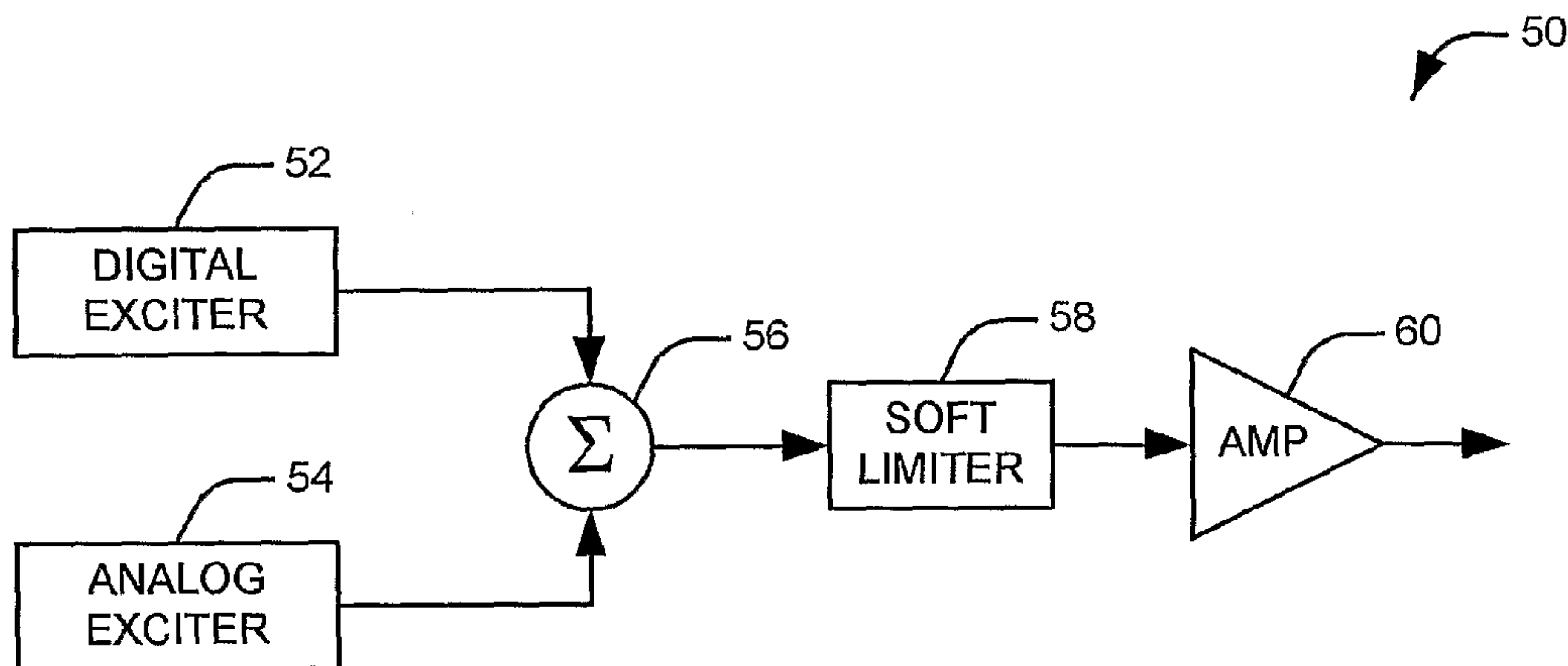
— with international search report

(88) Date of publication of the international search report:

28 June 2007

For two-letter codes and other abbreviations, refer to the "Guidance Notes on Codes and Abbreviations" appearing at the beginning of each regular issue of the PCT Gazette.

(54) Title: COMPOSITE CREST FACTOR REDUCTION



(57) Abstract: Systems and methods are provided for providing a hybrid signal having a reduced crest factor. An analog exciter generates an analog signal having an associated phase. A digital exciter generates a digital signal that assumes one of a plurality of vector states at discrete sampling times associated with the hybrid signal. Each of the plurality of vector states has an associated phase. The digital signal and the analog signal are combined to provide the hybrid signal. The hybrid signal is compressed maximally when the digital signal assumes a vector state that is in phase with the analog signal.

COMPOSITE CREST FACTOR REDUCTION**Technical Field**

The present invention relates to RF communication systems
5 and is particularly directed to systems and methods for
producing a hybrid signal having a reduced crest factor.

Background of the Invention

The In Band On Channel (IBOC) digital audio broadcasting
10 system proposed for usage in the USA places new requirements
on broadcast transmitters. Foremost among these is linearity,
due to the fact IBOC digital audio modulation has amplitude
components. The depth of this amplitude modulation
contributes significantly to the cost of transmitter design,
15 as it is necessary to provide adequate headroom and linearity
over the entire range of amplitude. Accordingly, it is
desirable to reduce this range, a process referred to as crest
factor reduction.

A digitally modulated signal is required to arrive at
20 certain vector states (e.g., signal envelope amplitude and
phase) at various digital sampling times within the signal.
To the degree that the signal deviates from these states,
symbol detection errors can occur at an associated receiver.
The extent of the crest factor reduction is generally limited
25 by the expected tolerance of associated receivers for the
distortion of the vector states. The distortion can be caused
by direct compression at the symbol times, or indirectly as a
result of compressing the signal between sampling times.

In one example, a hybrid signal can include a frequency
30 modulated analog signal and a digital component. The digital
signal transitions between a plurality of possible vector
states of the digital component between discrete sample times
associated with the hybrid signal, such that the digital
signal assumes one of the plurality of vector states at each
35 sample time. It will be appreciated that during these

transitions, the hybrid signal can assume amplitudes significantly greater than its amplitude at the individual vector states. This results in an increased crest factor (i.e., Peak-to-average power ratio) of the signal, which is
5 undesirable. Previous attempts to reduce the crest factor of a hybrid signal have caused distortion of the vector states of the signal, resulting in signal errors. Accordingly, the extent of crest factor reduction possible for a given signal is limited by the amount of distortion that is allowable for a
10 given application, as well as by spectral regrowth constraints.

Summary of the Invention

In accordance with an aspect of the present invention, a
15 method is provided for providing a hybrid signal having a reduced crest factor. An analog exciter generates an analog signal having an associated phase. A digital exciter generates a digital signal that assumes one of a plurality of vector states at discrete sampling times associated with the
20 hybrid signal. Each of the plurality of vector states has an associated phase. The digital signal and the analog signal are combined to provide the hybrid signal. The hybrid signal is compressed maximally when the digital signal assumes a vector state that is in phase with the analog signal.

25 In accordance with another aspect of the present invention, a system is provided for providing a hybrid signal having a reduced crest factor. A digital exciter generates a digital signal that assumes one of a plurality of vector states at discrete sampling times associated with the hybrid
30 signal. Each of the plurality of vector states has an associated phase. A signal combiner combines the digital signal and the analog signal to provide the hybrid signal. A limiting system compresses the hybrid signal maximally when the digital signal assumes a vector state that is in phase
35 with the analog signal.

Brief Description of the Drawings

The foregoing and other features of the present invention will become apparent to those skilled in the art to which the present invention relates upon consideration of the following description of the invention with reference to the
5 accompanying drawings, wherein:

FIG. 1 is a functional block diagram of a system for applying a composite crest factor reduction to a hybrid signal;

10 FIG. 2 illustrates a signal constellation diagram of an exemplary output from the system illustrated in FIG. 1;

FIG. 3 is a functional block diagram of an exemplary implementation of a system for applying a composite crest factor reduction to a hybrid signal;

15 FIG. 4 is a functional block diagram of an exemplary digital audio broadcast system utilizing composite crest factor reduction in accordance with an aspect of the present invention; and

20 FIG. 5 is a flow diagram of a methodology for providing a hybrid signal having a reduced crest factor.

Description of the Preferred Embodiment

Fig. 1 is a functional block diagram of a system 50 for applying a composite crest factor reduction to a hybrid
25 signal. A digital component of the hybrid signal is provided by a digital exciter 52. The digital exciter 52 can include, for example, appropriate components for encoding one or more analog signals as streams of digital data, multiplexing the data streams into a digital signal, and coding the digital
30 signal for forward error correction. In an exemplary implementation, the digital exciter 52 produces a digital signal modulated via quadrature phase shift keying to carry desired information, such as digital audio.

35 An analog exciter 54 provides a frequency modulated (FM) analog signal. The analog exciter 54 can include a voltage

controlled oscillator or a similar device for imposing a frequency modulation on a carrier signal. The FM analog signal is combined with the digital signal at a signal combiner 56. The signal combiner 56 multiplexes the analog and digital signals into a hybrid signal in such a way as to avoid interference between the two signals. In an exemplary implementation, the signal combiner 56 sums the two signals.

The hybrid signal is subjected to a limiting function to compress any signal peaks above a desired amplitude. This limiting function is represented in the illustrated example as a soft limiter 58, but it will be appreciated that the actual limiting function can be applied to the hybrid signal through a variety of means. For example, the digital signal can be predistorted as to limit the expected amplitude of the hybrid signal, by monitoring the analog signal and performing appropriate calculations of hybrid signal amplitude. Similarly, an amplifier 60 within the system 50 can be selected to provide some or all of the limiting function to the signal. By limiting the hybrid signal, the digital component to the signal can be significantly limited only when necessary to avoid a signal peak, namely, at those points wherein the phase of the digital component aligns with the phase of the analog signal. It will be appreciated that the soft limiter 58 can also limit the signal a minimal amount even when the phase of the digital signal does not align with the analog signal. Once the hybrid signal has been limited, it is amplified at the amplifier 60 and provided to an associated transmitter (not shown).

Fig. 2 illustrates a signal constellation diagram 70 of an uncompressed hybrid signal 72 and an exemplary hybrid signal 74 output from the system 50 illustrated in FIG. 1. The diagram includes four constellation points 76 - 79 representing four vector states that can be assumed by the digital components of the hybrid signal 72 and 74. It will be appreciated that the peak amplitudes of the exemplary hybrid

signal 74 during transitions between the various vector states has been reduced maximally relative to the signal peaks of the uncompressed signal when the digital signal is in-phase with the analog FM signal 82. This reduction is a direct
5 consequence of the selective compression of the signal imposed by the crest factor reduction system. The compression at other phase values of the digital signal is minimal, reaching a minimum value when the digital signal is directly out of phase with the analog signal and varying between a minimum
10 level and a maximum level as the phase of the digital signal varies. Accordingly, a superior crest factor is maintained relative to the prior art, without introducing significant vector state distortion into the signal.

Fig. 3 is a functional block diagram of an exemplary
15 implementation of a system 100 for applying a composite crest factor reduction to a hybrid signal. A digital component of the hybrid signal is provided by a digital exciter 102. In the illustrated example, the digital component is generated via a quadrature phase shift keying modulation scheme, such
20 that the digital component can assume any of four vector states, each having a different associated phase value. An analog component of the hybrid signal, having an associated phase, is produced at an analog exciter 104. In the illustrated example, the analog component is a frequency
25 modulated (FM) analog signal.

The digital signal component is predistorted at a digital predistorter 106 to reduce the amplitude of the signal when the digital component assumes a vector state that is in-phase with the analog carrier signal. The digital predistorter 106
30 selectively compresses the digital component to produce a hybrid signal having a reduced crest factor. The predistorted digital signal is combined with the analog signal at a multiplexer 108 to produce the hybrid signal. The hybrid signal is then amplified at a power amplifier 110. Additional
35 compression can be applied to the hybrid signal at the power

amplifier 110 to further limit the crest factor of the hybrid signal.

Fig. 4 is a functional block diagram of an exemplary digital audio broadcast (DAB) system 200 utilizing composite crest factor reduction in accordance with an aspect of the present invention. The transmitter system 200 comprises an encoder 202 that encodes an analog source signal into a digital audio signal. The digital signal is encoded as a quadrature phase shift keying (QPSK) such that a plurality of two-bit symbols are encoded as one of four vector states, each having an associated phase. The audio encoder 202 removes redundant information from the audio signal to reduce the bit rate and thus the bandwidth required to transmit the signal.

The compressed bit stream is then provided to a forward error correction and interleaving component 204. The forward error correction and interleaving component 204 codes the signal for later error correction to improve the reliability of the information transmitted in the digital signal. The forward error coding can include, for example, Reed-Solomon encoding and Trellis coding. The data interleaving spreads related data over time and frequency to mitigate the effects of burst errors in the transmitted signal. The coded signal is then provided to an orthogonal frequency division multiplexer 206 that assigns the interleaved data to various orthogonal subchannels and combines the subchannels into a modulated signal. This signal is then provided to an upconverter 208 that upconverts the signal to a radio frequency.

An analog exciter 210 produces a frequency modulated analog signal from an analog carrier signal having an associated phase. The frequency modulated analog signal and the coded signal are provided to a multiplexer 212. The multiplexer 212 combines the two signals to form a hybrid signal. The signals are combined in such a way as to minimize

interference between the signals. The hybrid signal is provided to a soft limiter 214.

The soft limiter 214 compresses the hybrid signal as to limit its maximum amplitude. Effectively, the soft limiter 5 214 compresses the hybrid signal maximally when it is at its peak amplitude, which occurs wherever the digital signal and the analog signal are in phase. In an exemplary embodiment, the soft limiter can be implemented as a limiter and a band pass filter. These elements can be cascaded repeatedly to 10 improve the performance of the soft filter. It will be appreciated that this can be accomplished by other means, such as predistorting the digital signal as to reduce its amplitude when the digital signal is in phase with the analog carrier.

The signal is then provided to a power amplifier 216. 15 The power amplifier 216 amplifies the signal to an appropriate level for transmission and provides the signal to an associated antenna 218. In an exemplary implementation, the power amplifier 216 can provide some or all of the signal compression, supplementing or replacing the soft limiter 214.

20 In view of the foregoing structural and functional features described above, a methodology in accordance with various aspects of the present invention will be better appreciated with reference to FIG. 5. While, for purposes of simplicity of explanation, the methodology of FIG. 5 is shown 25 and described as executing serially, it is to be understood and appreciated that the present invention is not limited by the illustrated order, as some aspects could, in accordance with the present invention, occur in different orders and/or concurrently with other aspects from that shown and described 30 herein. Moreover, not all illustrated features may be required to implement a methodology in accordance with an aspect the present invention.

Fig. 5 is a flow diagram of a methodology 250 for providing a hybrid signal having a reduced crest factor. The 35 methodology 250 begins at step 252, where a digital signal is

generated. The digital signal is phase modulated, such that the signal assumes one of a plurality of discrete phase states at each of a plurality of sampling times. For example, the signal can be modulated via quadrature phase shift keying.

5 At step 254, a frequency modulated analog signal is generated. At step 256, the analog signal and the digital signal are combined to form a hybrid signal. The signals are generated and combined as to avoid interference. The hybrid signal is compressed at step 258 to limit the crest factor of
10 the hybrid signal. For example, the hybrid signal can be limited at a soft limiter or an amplifier, or the digital signal can be predistorted to reduce its amplitude when it assumes the same phase as the analog carrier. The compressed signal can then be amplified and broadcast.

CLAIMS

1. A system for producing a hybrid signal having a
5 reduced crest factor, comprising:
 an analog exciter that produces an analog signal
having an associated phase;
 a digital exciter that produces a digital signal
that assumes one of a plurality of vector states at discrete
10 sampling times associated with the hybrid signal, each of the
plurality of vector states having an associated phase;
 a signal combiner that combines the analog signal
and the digital signal to produce the hybrid signal; and
 a limiting system that compresses the hybrid signal
15 when the digital signal assumes a vector state that is in
phase with the analog signal, wherein the limiting system
comprises a digital predistorter that selectively predistorts
the digital signal.
- 20 2. The system of claim 1, wherein the limiting system
selectively compresses the hybrid signal, such that the
limiting system applies a first level of compression when the
digital signal is in-phase with the analog signal, applies a
second level of compression when the digital signal is
25 directly out of phase with the analog signal, and applies a
variable level of compression less than the first level and
greater than the second level when the digital signal is
neither directly in-phase nor directly out-of-phase with the
analog signal.
- 30 3. A system as set forth in claim 1, the limiting
system comprising a power amplifier.
4. A system as set forth in claim 3, the limiting

system further comprising a soft limiter.

5. A system as set forth in claim 4, the soft limiter comprising a limiter and a band-pass filter.

5

6. A system as set forth in claim 4, the soft limiter comprising a cascaded series of limiters and bandpass filters.

7. A system as set forth in claim 1, wherein the digital signal is modulated via quadrature phase shift keying.

10

8. A system as set forth in claim 1, the analog exciter comprising an FM analog exciter.

9. A method for providing a hybrid signal having a reduced crest factor comprising:

15

generating a digital signal that assumes one of a plurality of vector states at discrete sampling times, each of the plurality of vector states having an associated phase;

20

monitoring an analog signal to determine when a phase of the analog signal is aligned with the phase of a vector state assumed by the digital signal;

25

applying a crest factor reduction to the digital signal if the digital signal assumes a vector state having an associated phase aligned with the phase of the analog signal to provide a compressed digital signal; and

30

combining the compressed digital signal and the analog signal, the analog signal being unaltered prior to being combined with the compressed digital signal, to provide the hybrid signal.

10. A system for producing a hybrid signal having a reduced crest factor, comprising:

a digital exciter that produces a digital signal that

assumes one of a plurality of vector states at discrete sampling times associated with the digital signal, each of the plurality of vector states having an associated phase;

5 a limiting system configured to monitor an analog signal to determine phase alignment of the analog signal relative to the vector state assumed by the digital signal and apply a crest factor reduction to the digital signal if the digital signal assumes a vector state having an associated phase aligned with the phase of the analog signal to provide a
10 compressed digital signal; and

a signal combiner that receives the analog signal in unaltered form and the compressed digital signal and combines the analog signal and the compressed digital signal to produce the hybrid signal.

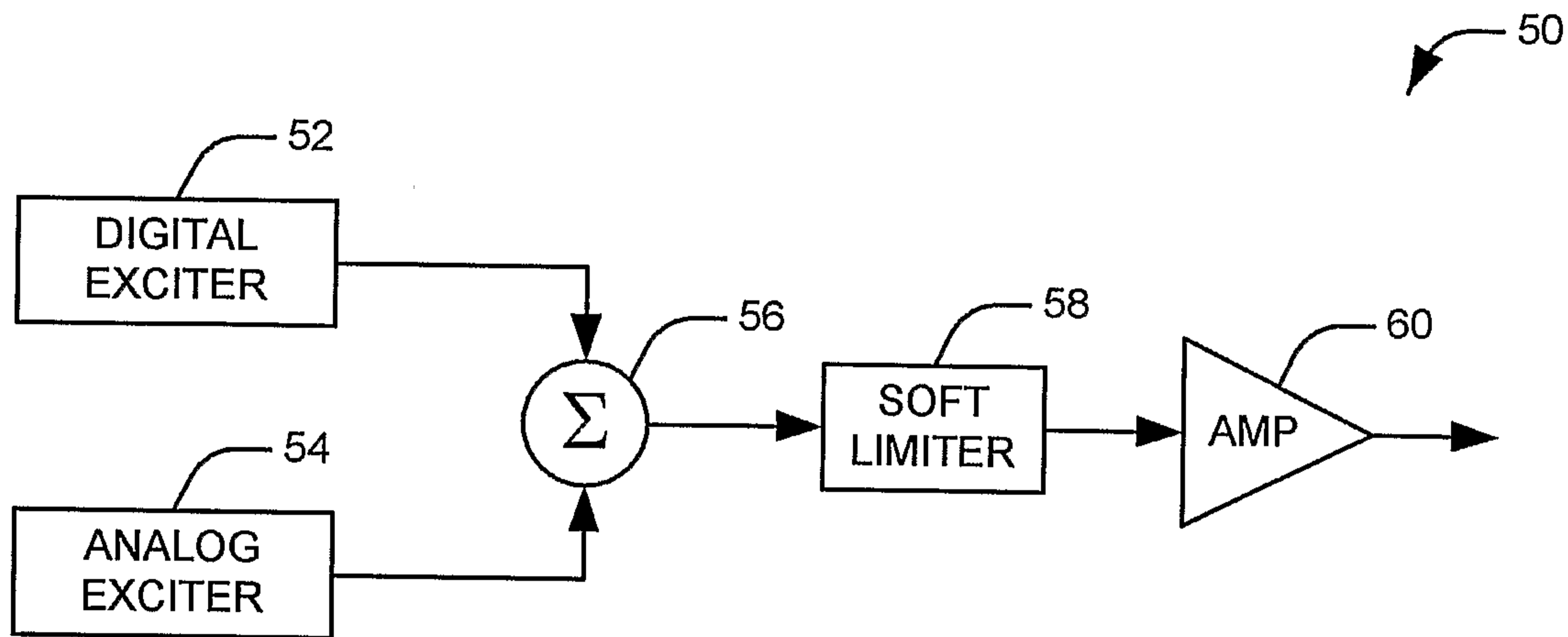


FIG. 1

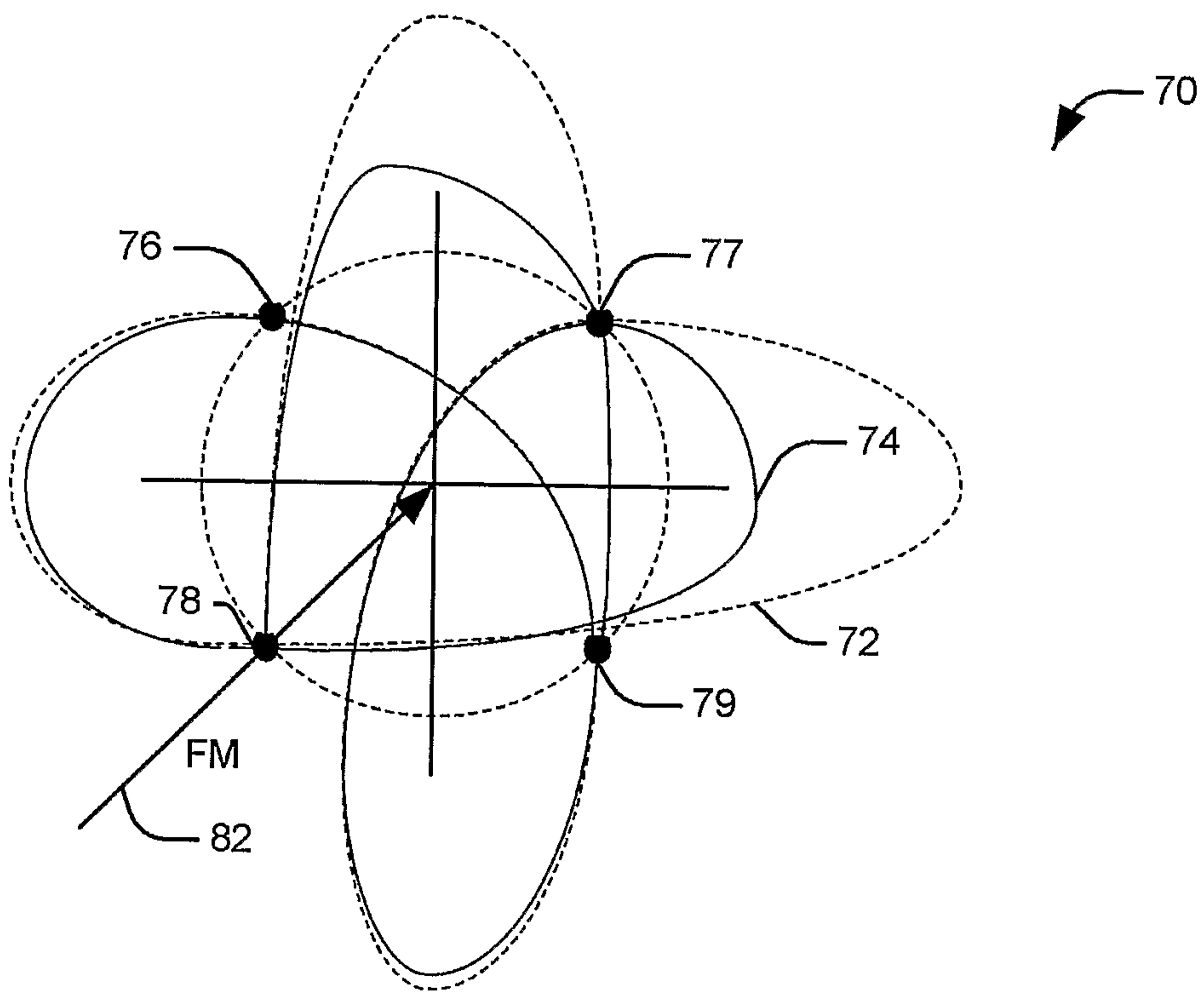


FIG. 2

2/3

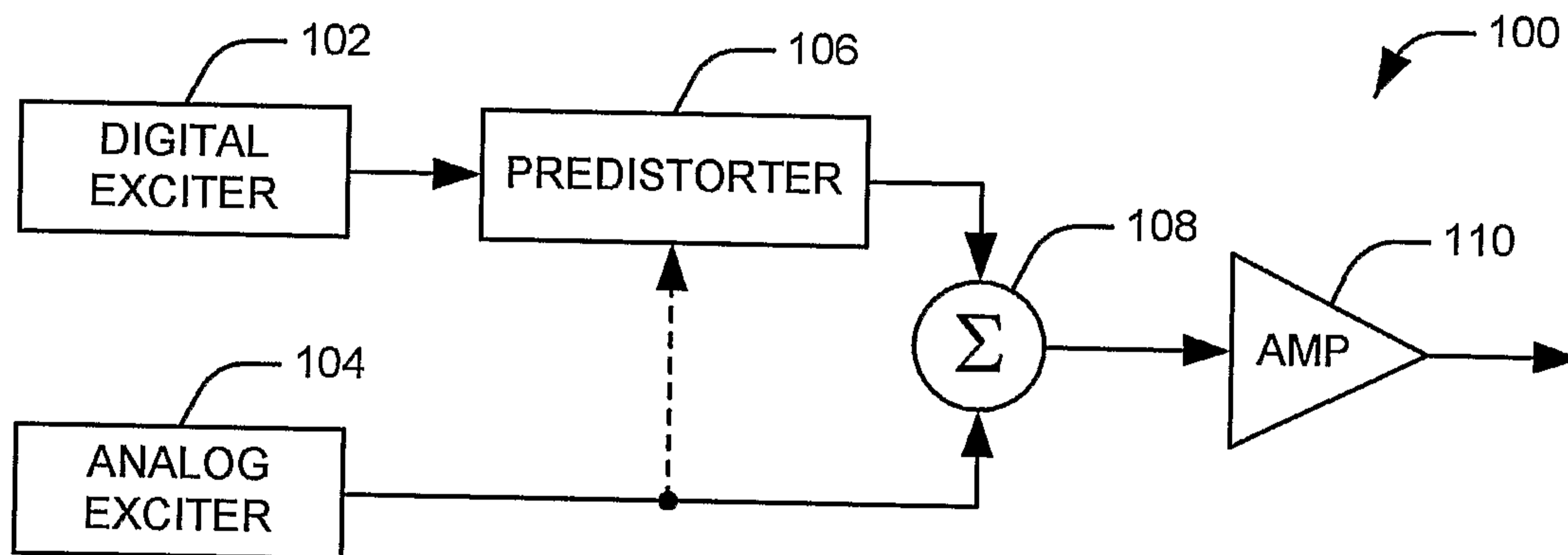


FIG. 3

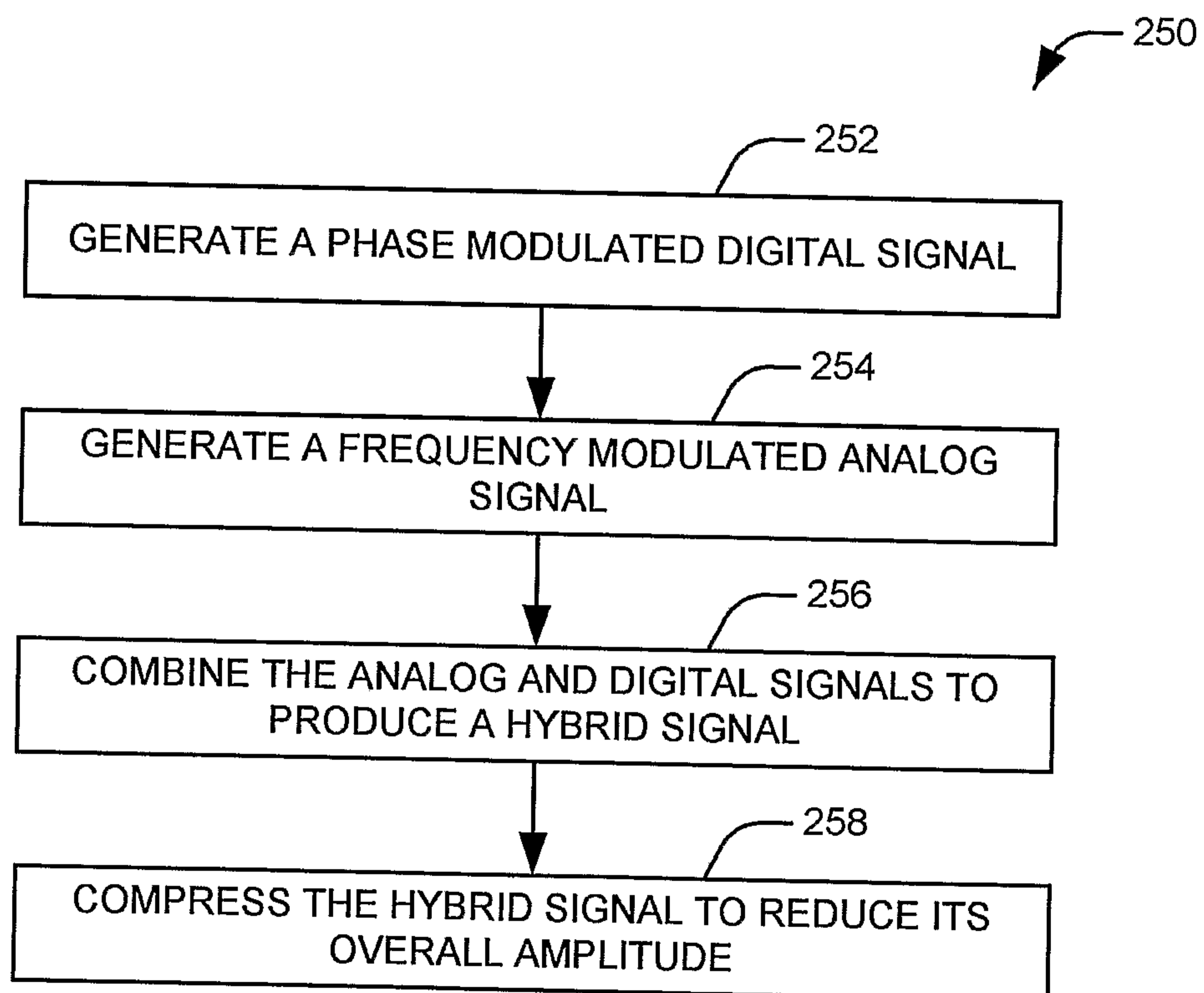


FIG. 5

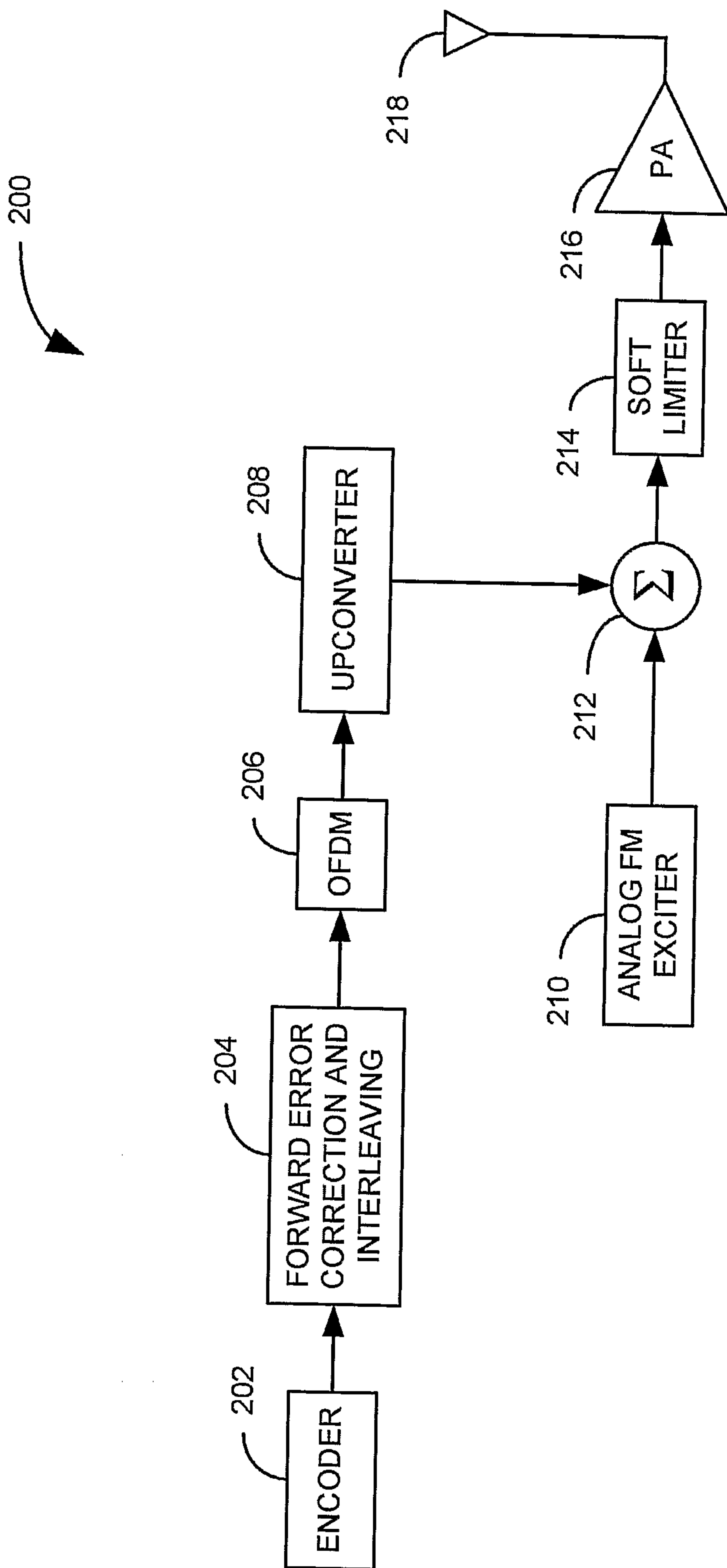


FIG. 4

