



US00D833654S

(12) **United States Design Patent**
Sakai et al.

(10) **Patent No.:** **US D833,654 S**

(45) **Date of Patent:** **** Nov. 13, 2018**

(54) **HEADLAMP FOR AN AUTOMOBILE**

(71) Applicant: **Nissan Motor Co., Ltd.**, Yokohama,
Kanagawa (JP)

(72) Inventors: **Junichi Sakai**, Kanagawa (JP);
Kazuhiko Watanabe, Kanagawa (JP);
Mitsunori Morita, Kanagawa (JP)

(73) Assignee: **Nissan Motor Co., Ltd.**, Yokohama
(JP)

(**) Term: **15 Years**

(21) Appl. No.: **29/623,085**

(22) Filed: **Oct. 23, 2017**

(30) **Foreign Application Priority Data**

Apr. 24, 2017 (JP) 2017-008776

(51) **LOC (11) Cl.** **26-06**

(52) **U.S. Cl.**
USPC **D26/28**

(58) **Field of Classification Search**

USPC D26/28–36; 362/80–83, 267–269,
362/459–468, 475–478, 485–487

CPC F21S 48/00; F21S 48/10; F21S 48/115;
F21S 48/225; F21S 48/1233; F21S
48/1266; F21S 48/1388; F21S 48/2268;
F21V 21/04

See application file for complete search history.

(56) **References Cited**

U.S. PATENT DOCUMENTS

D761,461 S * 7/2016 Lai D26/28
D787,727 S * 5/2017 Lai D26/28
D792,994 S * 7/2017 Hwang D26/28

D794,851 S * 8/2017 Youn D26/28
D798,476 S * 9/2017 Lai D26/28
D799,728 S * 10/2017 Whitla D26/28

* cited by examiner

Primary Examiner — Marcus Jackson

(57) **CLAIM**

The ornamental design for a headlamp for an automobile, as shown and described.

DESCRIPTION

FIG. 1 is an outside elevational view of a headlamp for an automobile in accordance with a first embodiment of our new design;

FIG. 2 is an inside elevational view thereof;

FIG. 3 is a top plan view thereof;

FIG. 4 is a bottom plan view thereof;

FIG. 5 is a front side elevational view thereof;

FIG. 6 is a rear side elevational view thereof; and,

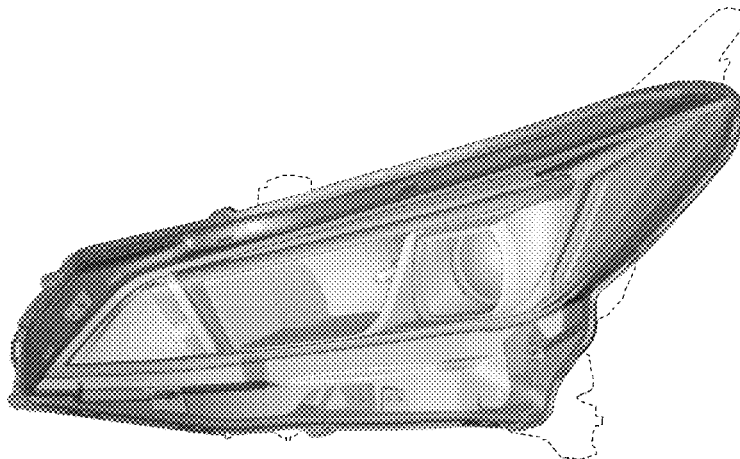
FIG. 7 is a front side perspective view thereof.

The headlamp is configured to be mounted to an automobile. The mounting structure and support structure of the headlamp, shown in broken lines in FIGS. 1 to 7, form no part of the claimed design since the mounting structure and support structure are hidden when the headlamp is mounted to the automobile.

In addition, the appearance of the rear side structures and inside structures of the headlamp as shown in broken lines in FIGS. 1 to 7 is for purpose of illustrating the boundaries of the exterior surface of the outside of the headlamp, and forms no part of the claimed design. The headlamp has a front lens that is transparent such that features behind the lens are at least partially visible as illustrated.

A second embodiment of our new design includes the mirror image of the headlamp shown in FIGS. 1 to 7.

1 Claim, 7 Drawing Sheets



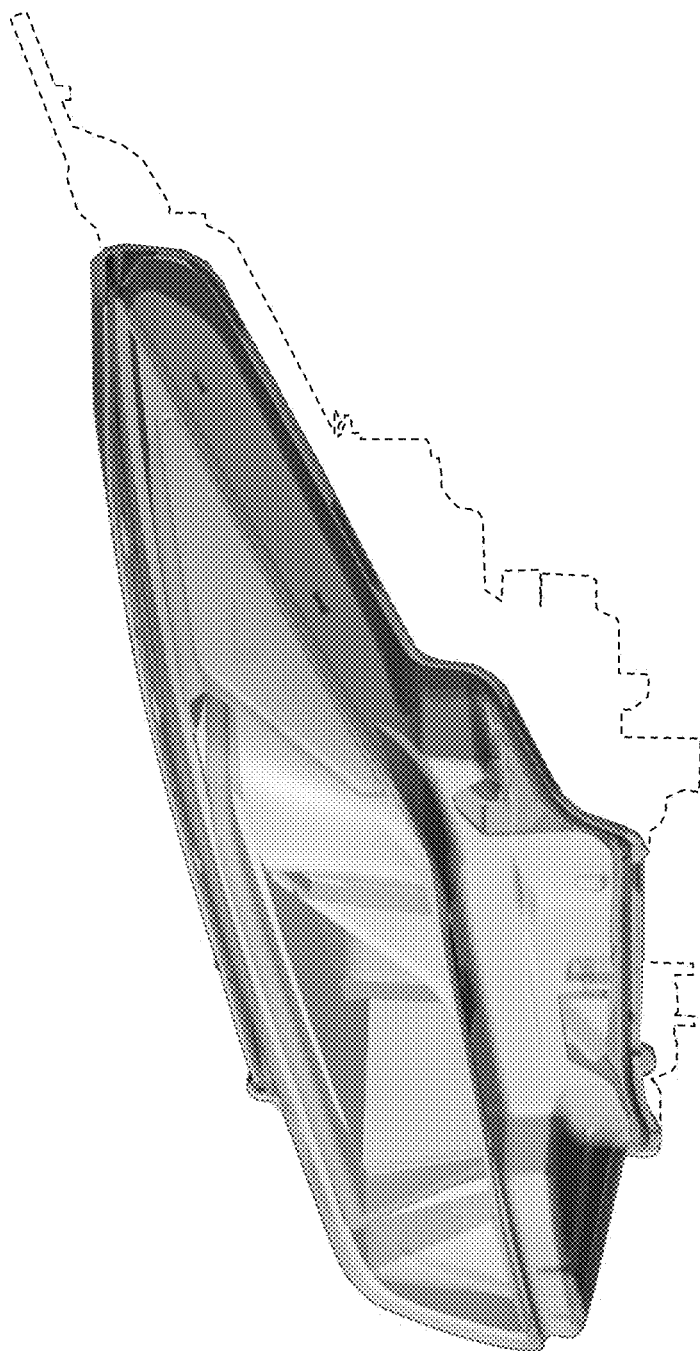


FIG. 1



FIG. 2

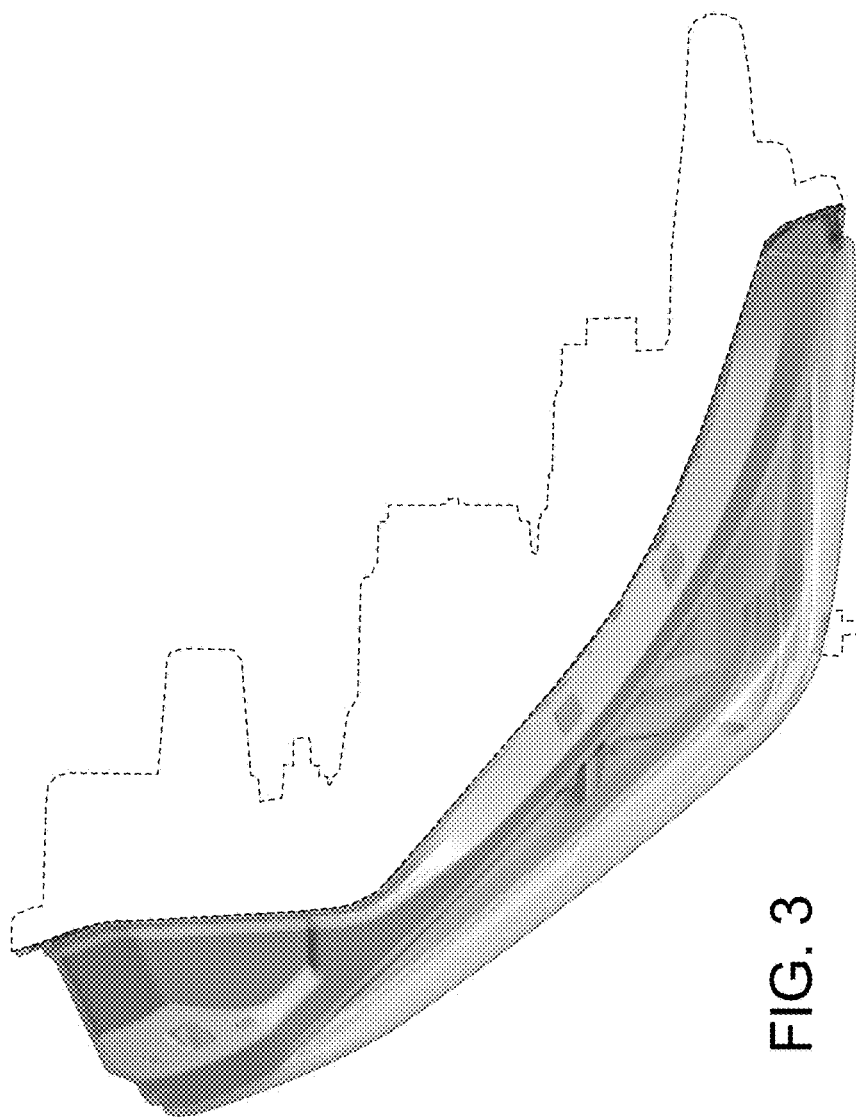


FIG. 3



FIG. 4

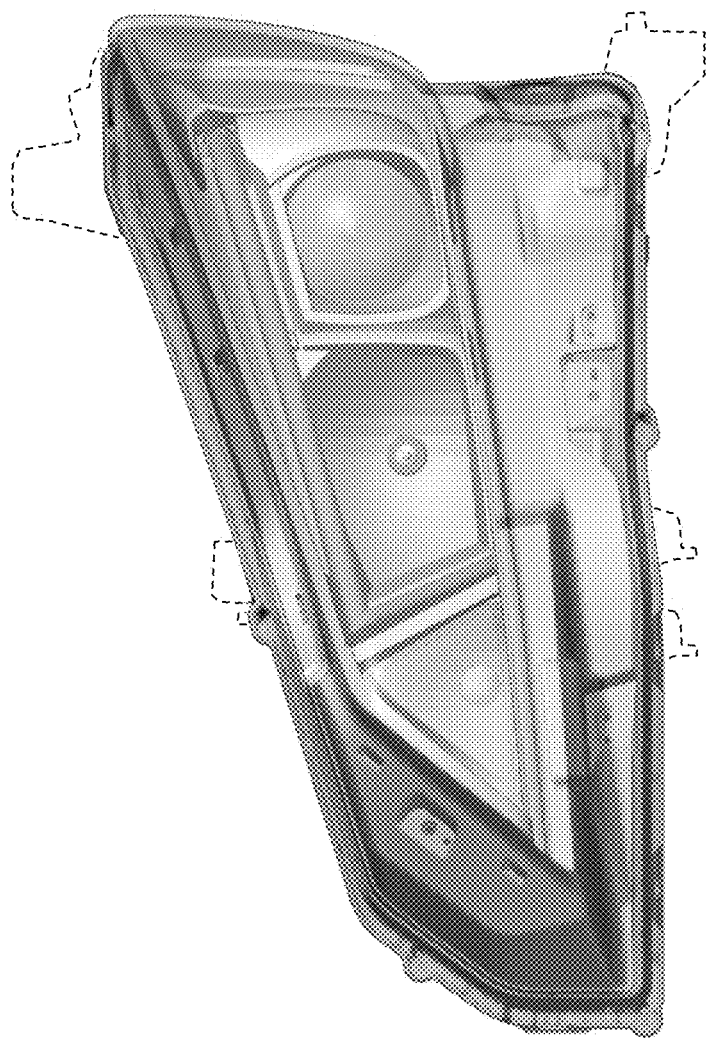


FIG. 5

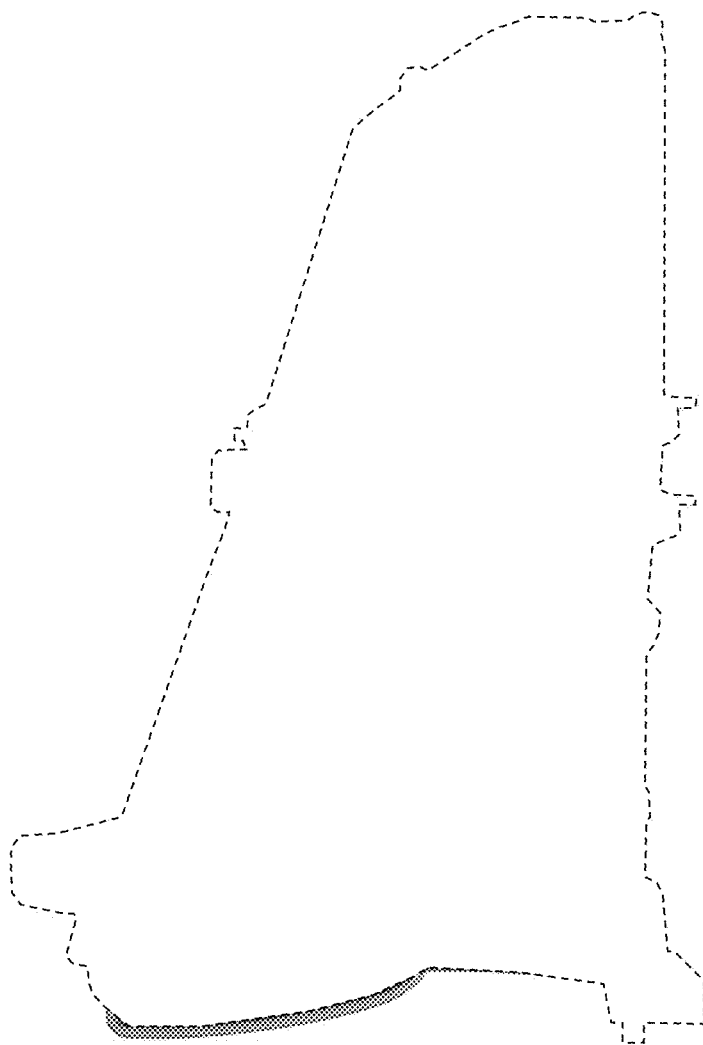


FIG. 6

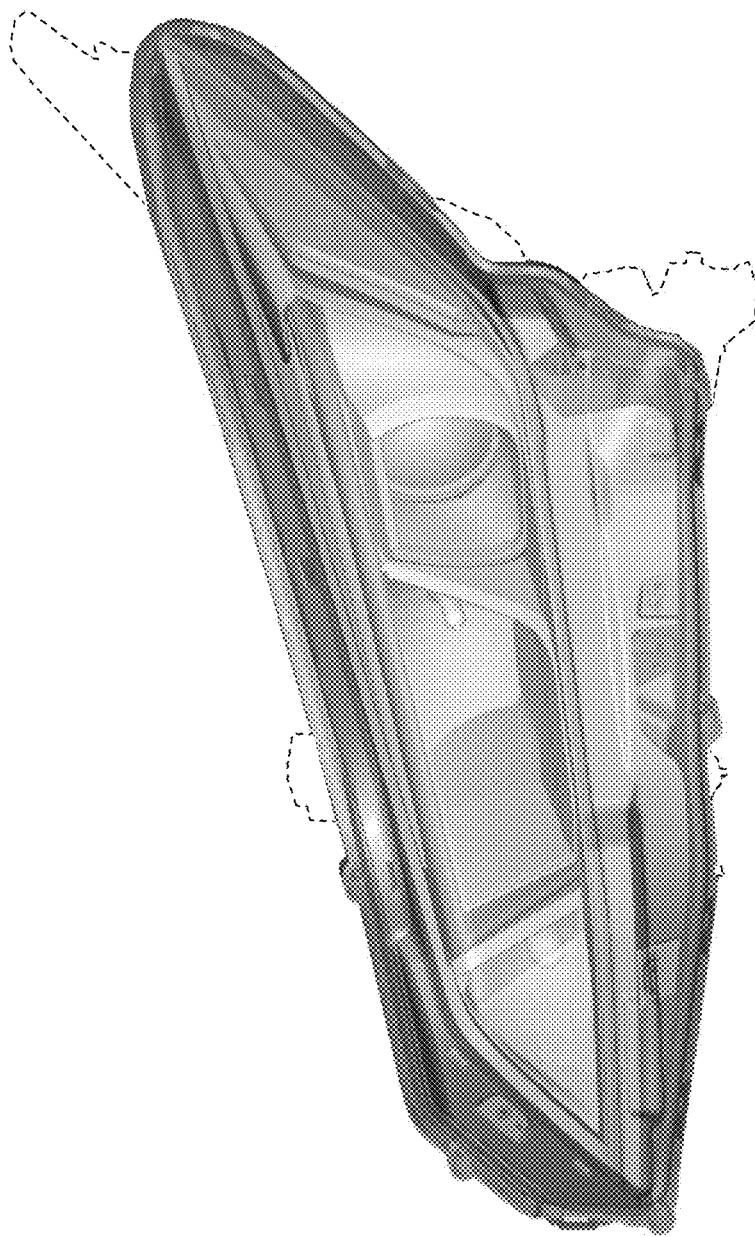


FIG. 7