



US00D428811S

United States Patent [19] Spengler

[11] Patent Number: Des. 428,811

[45] Date of Patent: ** Aug. 1, 2000

[54] NOZZLE
[75] Inventor: William E. Spengler, Perrysburg, Ohio
[73] Assignee: Tolco Corporation, Toledo, Ohio
[**] Term: 14 Years
[21] Appl. No.: 29/100,285
[22] Filed: Feb. 8, 1999

[51] LOC (7) Cl. 09-07
[52] U.S. Cl. D9/434; D9/448
[58] Field of Search D9/300, 434, 447,
D9/448, 449, 450; D23/213, 223, 224,
225, 226; 222/383.1, 383.2, 383.3, 384,
385, 82, 207, 331; 239/436, 526, 587.1

[56] References Cited
U.S. PATENT DOCUMENTS
D. 293,127 12/1987 Hengesbach D23/226
D. 314,649 2/1991 Campbell, Sr. et al. D23/223 X
3,995,774 12/1976 Coopridner et al. 222/207
5,397,060 3/1995 Maas et al. 239/333

5,542,581 8/1996 Habora et al. 222/331

OTHER PUBLICATIONS

“Better Homes and Gardens”, Lysol trigger sprayer, p. 79, Apr. 1998.

Primary Examiner—Cathron B. Matta
Attorney, Agent, or Firm—Emch, Schaffer, Schaub & Porcello Co., L.P.A.

[57] CLAIM

The ornamental design for a nozzle, as shown and described.

DESCRIPTION

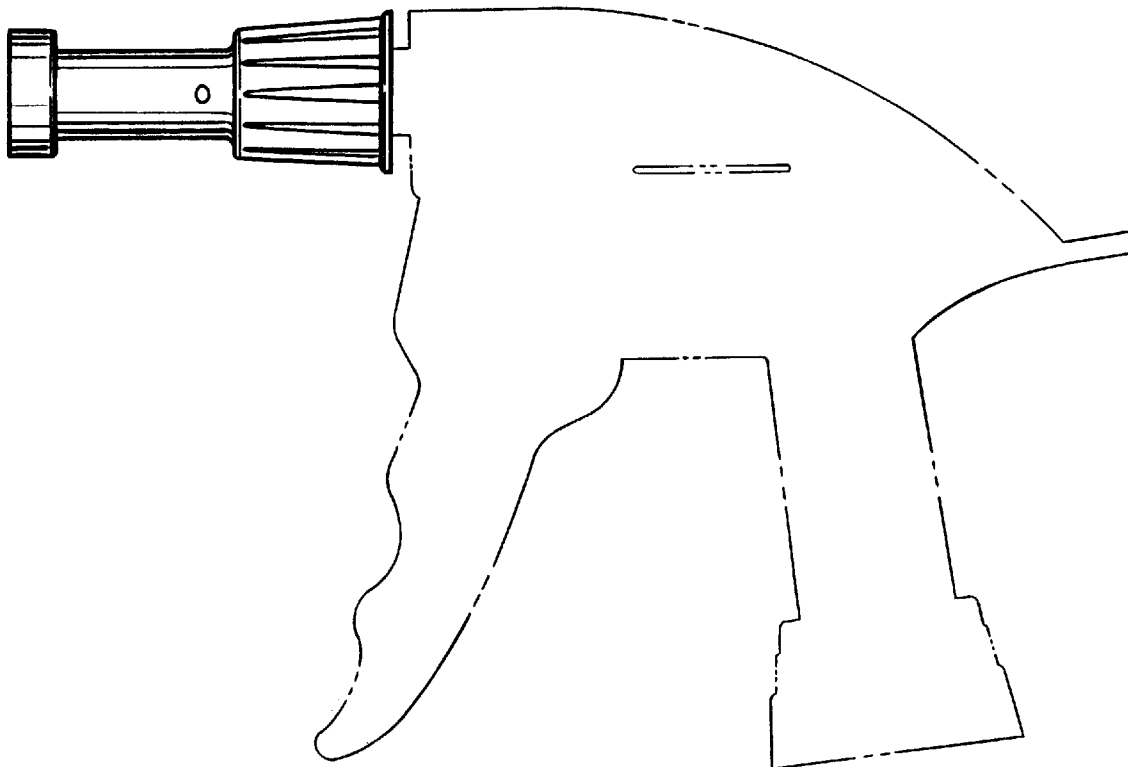
FIG. 1 is a right side elevational view of the present design, the left side being a mirror image of the right side, the broken line showing the trigger sprayer in FIG. 1 is illustrative of environmental structure only and forms no part of the claimed design;

FIG. 2 is a plan view thereof;

FIG. 3 is a front elevational view; and,

FIG. 4 is a rear elevational view.

1 Claim, 1 Drawing Sheet



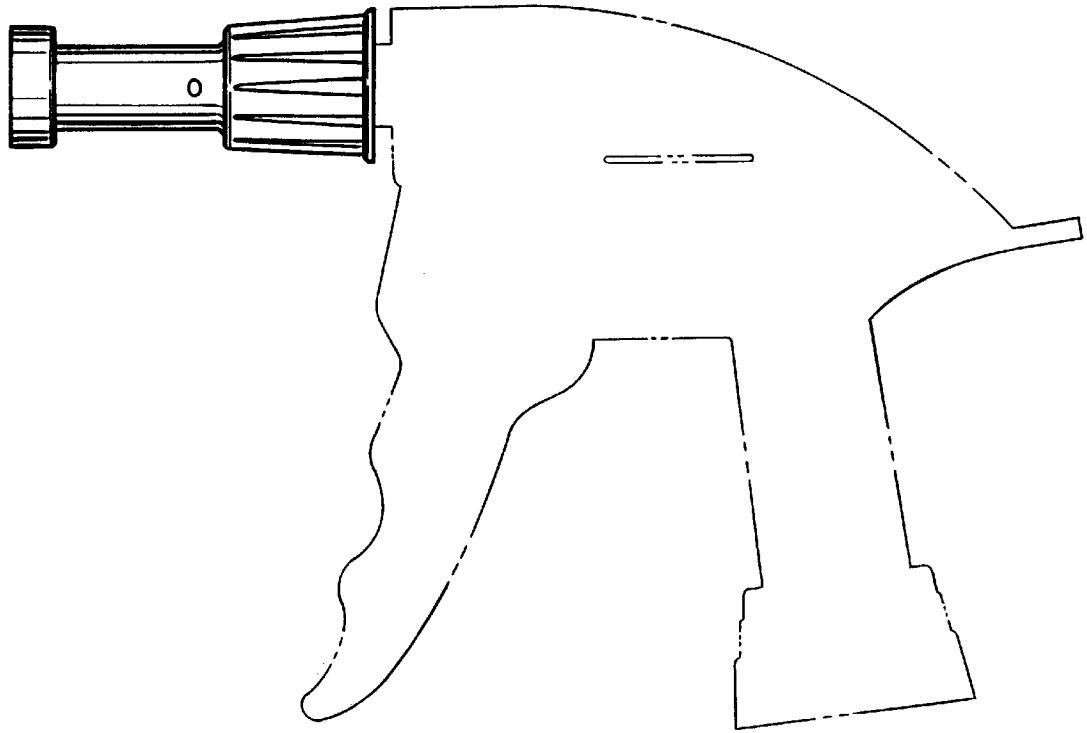


FIG. 1

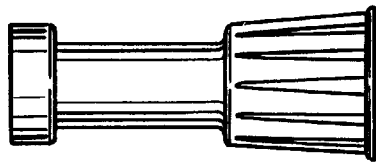


FIG. 2

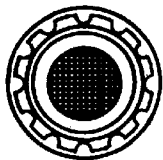


FIG. 3

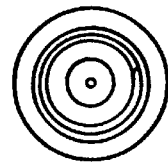


FIG. 4