



(51) International Patent Classification:

C08J 5/18 (2006.01) *B65D 65/46* (2006.01)
C08L 29/00 (2006.01) *C11D 17/04* (2006.01)

(21) International Application Number:

PCT/US2017/027433

(22) International Filing Date:

13 April 2017 (13.04.2017)

(25) Filing Language:

English

(26) Publication Language:

English

(30) Priority Data:

62/322,216 13 April 2016 (13.04.2016) US

(71) Applicant: **MONOSOL, LLC** [US/US]; 707 E. 80th Place, Suite 301, Merrillville, IN 46410 (US).

(72) Inventors: **FRIEDRICH, Steven G.**; 10740 Alabama Street, Crown Point, IN 46307 (US). **LEE, David M.**; 1850 E. 104th Avenue, Crown Point, IN 46307 (US). **NII, Shinsuke**; 707 E. 80th Place, Suite 301, Merrillville, IN 46410 (US).

(74) Agent: **MUCZYNSKI, Michael**; Marshall, Gerstein & Borun LLP, 233 S. Wacker Drive, 6300 Willis Tower, Chicago, IL 60606-6357 (US).

(81) Designated States (*unless otherwise indicated, for every kind of national protection available*): AE, AG, AL, AM,

AO, AT, AU, AZ, BA, BB, BG, BH, BN, BR, BW, BY, BZ, CA, CH, CL, CN, CO, CR, CU, CZ, DE, DJ, DK, DM, DO, DZ, EC, EE, EG, ES, FI, GB, GD, GE, GH, GM, GT, HN, HR, HU, ID, IL, IN, IR, IS, JP, KE, KG, KH, KN, KP, KR, KW, KZ, LA, LC, LK, LR, LS, LU, LY, MA, MD, ME, MG, MK, MN, MW, MX, MY, MZ, NA, NG, NI, NO, NZ, OM, PA, PE, PG, PH, PL, PT, QA, RO, RS, RU, RW, SA, SC, SD, SE, SG, SK, SL, SM, ST, SV, SY, TH, TJ, TM, TN, TR, TT, TZ, UA, UG, US, UZ, VC, VN, ZA, ZM, ZW.

(84) Designated States (*unless otherwise indicated, for every kind of regional protection available*): ARIPO (BW, GH, GM, KE, LR, LS, MW, MZ, NA, RW, SD, SL, ST, SZ, TZ, UG, ZM, ZW), Eurasian (AM, AZ, BY, KG, KZ, RU, TJ, TM), European (AL, AT, BE, BG, CH, CY, CZ, DE, DK, EE, ES, FI, FR, GB, GR, HR, HU, IE, IS, IT, LT, LU, LV, MC, MK, MT, NL, NO, PL, PT, RO, RS, SE, SI, SK, SM, TR), OAPI (BF, BJ, CF, CG, CI, CM, GA, GN, GQ, GW, KM, ML, MR, NE, SN, TD, TG).

Published:

- with international search report (Art. 21(3))
- before the expiration of the time limit for amending the claims and to be republished in the event of receipt of amendments (Rule 48.2(h))



WO 2017/180883 A1

(54) Title: WATER SOLUBLE FILM, PACKETS EMPLOYING THE FILM, AND METHODS OF MAKING AND USING SAME

(57) Abstract: A water-soluble film including a polyvinyl alcohol resin blend is disclosed herein. Also disclosed are related packets incorporating the film, and related methods of making and using the film and packets.

WATER SOLUBLE FILM, PACKETS EMPLOYING THE FILM, AND METHODS OF MAKING AND USING SAME

CROSS-REFERENCE TO RELATED APPLICATIONS

[0001] The benefit under 35 U.S.C. §119(e) of U.S. Provisional Patent Application No. 62/322,216 filed April 13, 2016, is hereby claimed, and the disclosure thereof is hereby incorporated by reference.

BACKGROUND

Field of the Disclosure

[0002] The disclosure relates generally to water-soluble films. More particularly, the disclosure relates to polyvinyl alcohol based water-soluble films useful for packaging ingredients and releasing them into cold water after a desired amount of time.

Brief Description of Related Technology

[0003] Water-soluble polymeric films are commonly used as packaging materials to simplify dispersing, pouring, dissolving and dosing of a material to be delivered. For example, pouches made from water-soluble film are commonly used to package household care compositions such as laundry or dish detergent. A consumer can directly add the pouched composition to a mixing vessel, such as a bucket, sink or washing machine. Advantageously, this provides for accurate dosing while eliminating the need for the consumer to measure the composition. The pouched composition may also reduce mess that would be associated with dispensing a similar composition from a vessel, such as pouring a liquid laundry detergent from a bottle. In sum, soluble pre-measured polymeric film pouches provide for convenience of consumer use in a variety of applications.

[0004] Some water-soluble polymeric films that are used to make currently marketed pouches may incompletely dissolve during the wash cycle, leaving film residue on items within the wash. Such problems may particularly arise when the pouch is used under stressed wash conditions, such as when the pouch is used in cold water, i.e. water at as low as 5°C. Notably, environmental concerns and energy cost are driving consumer desire for utilizing colder wash water.

[0005] More recently, the COMMISSION REGULATION (EU) No. 1297/2014 of 5 December 2014 amended, for the purposes of its adaptation to technical and scientific progress,

Regulation (EC) No. 1272/2008 of the European Parliament and of the Council on classification, labelling and packaging of substances and mixtures to require additional provisions for liquid consumer laundry detergent in dosages for single use contained in a soluble packaging. Among those provisions were the requirements that the soluble packaging shall retain its liquid content for at least 30 seconds when the soluble packaging is placed in water at 20 °C.

[0006] Thus, there exists a need in the art for a water soluble film that is cold water soluble, that can be formed into packages for holding liquid detergents, and where desired properties such as dissolution of the films, including the amount of residue of film left upon exposure to water, and other physical properties such as strength of the packages. The water soluble film dissolution properties and strength of the packages have been found to be mutually exclusive properties and that a careful selection to balance out the give-and-take in these properties is needed.

SUMMARY

[0007] The present application relates to a film comprising a blend of at least two different polyvinyl alcohol (PVOH) polymers, from 10% to 50% by weight of the blend of at least two different polyvinyl alcohol polymers of a first polyvinyl alcohol polymer comprising at least two monomers, the first monomer comprising a maleic acid derived monomer unit, a second monomer comprising a vinyl alcohol monomer unit, and optionally third monomer comprising a vinyl acetate monomer unit, the amount of maleic acid derived monomer unit is between 3 mol% and 6 mol% of the first polyvinyl alcohol polymer; from 50% to 90% by weight of the blend of at least two different polyvinyl alcohol polymers of a second polyvinyl alcohol polymer consisting of vinyl alcohol monomer units and (optionally) vinyl acetate monomer units.

[0008] For the compositions and methods described herein, optional features, including but not limited to components, compositional ranges thereof, substituents, conditions, and steps, are contemplated to be selected from the various aspects, embodiments, and examples provided herein.

[0009] Further aspects and advantages will be apparent to those of ordinary skill in the art from a review of the following detailed description, taken in conjunction with the drawings. While the film, pouch, and their methods of making are susceptible of embodiments in various forms, the description hereafter includes specific embodiments with the understanding that the

disclosure is illustrative, and is not intended to limit the invention to the specific embodiments described herein.

BRIEF DESCRIPTION OF THE DRAWINGS

[0010] For further facilitating the understanding of the present invention, 4 drawing figures are appended hereto.

[0011] Figure 1 shows a graph of pouch strength properties of water soluble films.

[0012] Figure 2 shows a schematic of the equipment and orientation of a packet in the pouch strength test method.

[0013] Figure 3 show an illustration an example of a wire frame cage (shown with the top open, to better illustrate water-soluble pouches contained therein) for use in the Liquid Release Test described herein.

[0014] Figure 4 shows an apparatus for performing the Liquid Release Test described herein, including a beaker resting on a stand, the stand holding a rod for lowering a cage into the beaker, the rod being fixable by a collar with a set screw (not shown).

DETAILED DESCRIPTION

[0015] Definitions

[0016] “Comprising” as used herein means that various components, ingredients or steps can that be conjointly employed in practicing the present disclosure. Accordingly, the term “comprising” encompasses the more restrictive terms “consisting essentially of” and “consisting of.” The present compositions can comprise, consist essentially of, or consist of any of the required and optional elements disclosed herein.

[0017] “Liquid” as used herein includes pastes, liquids, gels, foams and mousse. Non-limiting examples of liquids include: light duty and heavy duty liquid detergent compositions, fabric enhancers, hard surface cleaning compositions, detergent gels commonly used for laundry and dishwashing, bleach and laundry additives, shampoos, body washes, and other personal care compositions. Gases (e.g., suspended bubbles or solids, e.g., particles) can be included within the liquid. Light duty and heavy duty liquid detergent compositions, e.g. for laundry care, are particularly contemplated.

[0018] All percentages, parts and ratios are based upon the total dry weight of the film composition or total weight of the packet content composition of the present disclosure and all measurements made are at about 25°C, unless otherwise specified. All such weights as they pertain to listed ingredients are based on the active level and therefore do not include carriers or by-products that may be included in commercially available materials, unless otherwise specified.

[0019] All ranges set forth herein include all possible subsets of ranges and any combinations of such subset ranges. By default, ranges are inclusive of the stated endpoints, unless stated otherwise. Where a range of values is provided, it is understood that each intervening value between the upper and lower limit of that range and any other stated or intervening value in that stated range, is encompassed within the disclosure. The upper and lower limits of these smaller ranges may independently be included in the smaller ranges, and are also encompassed within the disclosure, subject to any specifically excluded limit in the stated range. Where the stated range includes one or both of the limits, ranges excluding either or both of those included limits are also contemplated to be part of the disclosure.

[0020] It is expressly contemplated that for any number value described herein, e.g. as a parameter of the subject matter described or part of a range associated with the subject matter described, an alternative which forms part of the description is a functionally equivalent range surrounding the specific numerical value (e.g. for a dimension disclosed as “40 mm” an alternative embodiment contemplated is “about 40 mm”).

[0021] The pouches described herein comprise a water-soluble film. The water-soluble film, pouches comprising the water-soluble film, compositions contained within the pouches (i.e., “pouch compositions”), packaging for the pouches and processes of washing utilizing a pouch are described herein below.

[0022] As used herein, the terms packet(s) and pouch(es) should be considered interchangeable. In certain embodiments, the terms packet(s) and pouch(es), respectively, are used to refer to a container made using the film and a sealed container preferably having a material sealed therein, e.g., in the form of a measured dose delivery system. The sealed pouches can be made from any suitable method, including such processes and features such as heat sealing, solvent welding, and adhesive sealing (e.g., with use of a water-soluble adhesive).

[0023] As used herein and unless specified otherwise, the terms “wt.%” and “wt%” are intended to refer to the composition of the identified element in “dry” (non water) parts by weight of the entire film (when applicable) or parts by weight of the entire composition enclosed within a pouch (when applicable). As used herein and unless specified otherwise, the term “PHR” is intended to refer to the composition of the identified element in parts per one hundred parts water-soluble polymer (or resin; whether PVOH or otherwise) in the water-soluble film.

[0024] The viscosity of a PVOH polymer (μ) is determined by measuring a freshly made solution using a Brookfield LV type viscometer with UL adapter as described in British Standard EN ISO 15023-2:2006 Annex E Brookfield Test method. It is international practice to state the viscosity of 4% aqueous polyvinyl alcohol solutions at 20 °C. All viscosities specified herein in Centipoise (cP) should be understood to refer to the viscosity of 4% aqueous polyvinyl alcohol solution at 20 °C, unless specified otherwise. Similarly, when a resin is described as having (or not having) a particular viscosity, unless specified otherwise, it is intended that the specified viscosity is the average viscosity for the resin, which inherently has a corresponding molecular weight distribution.

[0025] As described below, the film described herein surprisingly provides the balance of solubility film properties and strength of packets made from the water soluble film to give the selection of a desired water soluble film.

[0026] The film includes a water-soluble polyvinyl alcohol (PVOH) copolymer resin blend, a plasticizer, a surfactant, and optional ingredients.

[0027] The film can be made by a solution casting method. The film can be used to form a container (pouch) by any suitable process, including thermoforming and, for example, solvent sealing or heat sealing of film layers around a periphery of the container. The pouches can be used for dosing materials to be delivered into bulk water, for example.

[0028] The film, pouches, and related methods of making and use are contemplated to include embodiments including any combination of one or more of the additional optional elements, features, and steps further described below (including those shown in the Examples and figures), unless stated otherwise.

[0029] **Water-Soluble Film**

[0030] The film and related pouches described herein comprise a plasticized, solution-cast, water-soluble film. In one aspect, the water-soluble film comprises a total of at least about 50 wt% of a PVOH resin blend comprising at least two PVOH polymers. The film can have any suitable thickness, and a film thickness of about 76 microns (μm) is typical and particularly contemplated. Other values and ranges contemplated include values in a range of about 50 to 80 μm , or about 5 to about 200 μm , or about 20 μm to about 100 μm , or about 40 to about 85 μm , or about 60 to about 78 μm , or about 35 μm to about 100 μm , for example about 65 μm or about 76 μm . Optionally, the water-soluble film can be a free-standing film consisting of one layer or a plurality of like layers.

[0031] PVOH RESIN BLEND

[0032] The film described herein includes at least two different polyvinyl alcohol (PVOH) polymers to make up the PVOH resin content of the film. The desired physical properties of a resulting film from this PVOH resin blend allows for water soluble film property optimization between solubility and strength of packages made from the water soluble film.

[0033] Polyvinyl alcohol is a synthetic resin generally prepared by the alcoholysis, usually termed hydrolysis or saponification, of polyvinyl acetate. Fully hydrolyzed PVOH, where virtually all the acetate groups have been converted to alcohol groups, is a strongly hydrogen-bonded, highly crystalline polymer which dissolves only in hot water - greater than about 140 °F (about 60 °C). If a sufficient number of acetate groups are allowed to remain after the hydrolysis of polyvinyl acetate, that is the PVOH polymer is partially hydrolyzed, then the polymer is more weakly hydrogen-bonded, less crystalline, and is generally soluble in cold water - less than about 50 °F (about 10 °C). As such, the partially hydrolyzed polymer is a vinyl alcohol-vinyl acetate copolymer that is a PVOH copolymer, but is commonly referred to as PVOH.

[0034] PVOH copolymer resins with pendant carboxyl groups, such as vinyl alcohol/hydrolyzed methyl acrylate sodium salt resins, can form lactone rings between neighboring pendant carboxyl and alcohol groups, thus reducing the water solubility of the PVOH copolymer resin. In the presence of a strong base such as a laundry bleaching additive, the lactone rings can open over the course of several weeks at relatively warm (ambient) and high humidity conditions (e.g., via lactone ring-opening reactions to form the corresponding pendant carboxyl and alcohol groups with increased water solubility). Thus, contrary to the effect observed with PVOH homopolymer films, it is believed that such a PVOH copolymer film

can become more soluble due to chemical interactions between the film and an alkaline composition inside the pouch during storage. Consequently, as they age, the packets may become increasingly prone to premature dissolution during wet or humid storage conditions or accidental water exposure, leading to decreased pouch strength and/or a decrease in efficacy of certain laundry actives due to the presence of the bleaching agent and the resulting pH influence. Alternatively, when contacting the film with an about neutral pH formulation, e.g. pH 7 to 8, the amount of lactone rings might increase, potentially rendering the pouch relatively insoluble.

[0035] The PVOH resin blend will include a blend of two or more PVOH resins, the first PVOH resin is selected from a partially or fully hydrolyzed PVOH copolymer that a maleic acid derived polymer which includes a maleic acid derived monomer unit, a vinyl alcohol monomer unit, and optionally a vinyl acetate monomer unit and a second PVOH resin is a partially or fully hydrolyzed PVOH copolymer that includes a vinyl alcohol monomer unit and optionally a vinyl acetate monomer unit.

[0036] In various embodiments, the maleic acid derived monomer unit can be one or more of maleic acid, monoalkyl maleate, dialkyl maleate, monomethyl maleate, dimethyl maleate, maleic anhydride, alkali metal salts of the foregoing (e.g., sodium, potassium, or other alkali metal salts), esters of the foregoing (e.g., methyl, ethyl, or other C₁-C₆ alkyl esters), and combinations thereof (e.g., multiple types of anionic monomers or equivalent forms of the same anionic monomer). For example, the maleic acid derived monomer unit can include one or more monoalkyl maleate, dialkyl maleate, and alkali metal salts thereof (e.g., sodium salts). Similarly, the anionic monomer can include one or more of monomethyl maleate, dimethyl maleate and alkali metal salts thereof (e.g., sodium salts).

[0037] The amount of inclusion of the maleic acid derived monomer units or functional groups in the PVOH resin can be in a range of 1 to 10 mole %, or 1.5 to 8 mole %, or 2 to 6 mole %, or 3 to 6 mole %, or 3 to 5 mole %, or 1 to 4 mole %, for example, 2 mole %, 3 mole %, 3.5 mole %, 4 mole %, 4.5 mole %, 5 mole %, 6 mole %, 7 mole %, or 8 mole %.

[0038] In another aspect the number of pendant groups introduced by copolymerization can be in a range of 1% to 20%, or 1.5% to 8%, or 6% to 12%, or 2% to 12%, or 2% to 10%, or at least 2.5%, or at least 3%, or at least 3.5%, for example 2%, 3%, 6%, or 8%.

[0039] Alternatively or additionally, the anionic monomer unit(s), such as the maleic acid derived monomer units, may be characterized in terms of the anionic monomer units present in

the PVOH film, for example as molar content (mol.%) of the anionic monomer units compared to the total amount of PVOH polymer in the film (e.g., total of PVOH polymer, including homopolymer(s) and copolymer(s), in the PVOH resin blend). The anionic monomer unit(s) may be present in the water-soluble film in an amount in the range of from about 0.3 mol.% to about 3 mol.% of total PVOH polymer in the film. The anionic monomer unit(s) may be present in the film in an amount of at least about 0.3, 0.5, 0.75, 1.0, or 1.2 mol.%, and/or up to about 3.0, 2.5, 2.0, or 1.7 mol.%, of total PVOH polymer in the film. For example, a first PVOH polymer that includes (carboxylated) anionic monomer units of maleic acid derived monomer units may be blended with a second PVOH polymer, such as a homopolymer, in about a 20wt%/80wt% blend to about an 80wt%/20wt% blend to achieve an average blend anionic monomer unit content of from about 0.5 mol.% to about 3 mol.% of total PVOH polymer. In another type of embodiment, the foregoing anionic monomer unit content can apply relative to total water-soluble PVOH polymer content in the film. In another type of embodiment, the foregoing anionic monomer unit content can apply relative to total water-soluble polymer content in the film, PVOH or otherwise.

[0040] The solvent for the saponification of polyvinyl acetate to polyvinyl alcohol is typically methanol which can remain in the resulting PVOH powder, even after drying. Upon dissolving the PVOH, the methanol is released into the atmosphere. Thus, it is desirable to reduce the methanol content remaining in the PVOH powder to less than 3 wt.%, or even less than 1 wt.%. Methods to remove volatile organic compounds include supplying a water-containing gas during the drying step, to replace the volatile organic compounds with water in the PVOH polymers. However, PVOH modified with monoesters, diesters, or anhydrides of ethylenically unsaturated dicarboxylic acids have a high affinity for water and the use of water-gas results in the dissolution of the surface of the powder particles and agglomeration of particles which makes processing the PVOH difficult. Alternatively, prolonged heating at high temperatures has been used to remove residual methanol. However, such high temperatures promote crosslinking between the PVOH hydroxyl moiety and the monoester, diester, and/or anhydride unit, resulting in insoluble components.

[0041] To reduce the amount of residual methanol in PVOH copolymers, the saponified copolymer is washed in a methanol/methyl acetate mixture having a methyl acetate content of about 45 vol.% or more, 60 vol.% or more, or 70 vol.% or more. For example, the PVOH gel

obtained after the saponification step may be triturated with methanol/methyl acetate at a ratio of 15/85 (v/v).

[0042] Further, in order to reduce the amount of methanol, the particle size of the final PVOH resin can be reduced such that more than 95 wt.% pass through a 1.0 mm sieve, or more than 30% pass through a 500 micron sieve, or more than 45% pass through a 500 micron sieve. If the particle size of the final PVOH resin is too large, volatilization of the methanol becomes difficult.

[0043] For PVOH copolymer containing monoesters, diesters, or anhydrides of ethylenically unsaturated dicarboxylic acid, the amount of insoluble components can be reduced by controlling the ratio of lactone ring formation to copolymer modification by partial saponification. The ratio of lactone ring formation to copolymer modification can be described by the equation (Q):

$$0.05 \leq Y/X < 0.98 \quad (Q)$$

[0044] wherein X is the copolymer modification and Y is the lactone ring formation. To reduce the amount of insoluble materials, Y/X is about 0.80 or less, about 0.60 or less, or about 0.40 or less.

[0045] Additional comonomers include anionic monomers including vinyl acetic acid, maleic acid, monoalkyl maleate, dialkyl maleate, maleic anhydride, fumaric acid, monoalkyl fumarate, dialkyl fumarate, monomethyl fumarate, dimethyl fumarate, fumaric anhydride, itaconic acid, monomethyl itaconate, dimethyl itaconate, itaconic anhydride, alkali metal salts of the foregoing (e.g., sodium, potassium, or other alkali metal salts), esters of the foregoing (e.g., methyl, ethyl, or other C₁-C₄ or C₆ alkyl esters), and combinations thereof (e.g., multiple types of anionic monomers or equivalent forms of the same anionic monomer).

[0046] The amount of the maleic acid derived PVOH polymer is combined with a PVOH polymer consisting of vinyl alcohol monomer units and (optionally) vinyl acetate monomer units (e.g., a PVOH homopolymer which is either completely hydrolyzed polyvinyl alcohol or a partially hydrolyzed combination of poly(vinyl alcohol-co-vinyl acetate)).

[0047] The PVOH homopolymer consisting of vinyl alcohol monomer units and (optionally) vinyl acetate monomer units comprises about 50% to about 90% by weight of the PVOH resin blend, or about 50% to about 80%, or about 50% to about 70%, or about 60% to about 70% by weight of the PVOH resin blend.

[0048] The PVOH homopolymer consisting of vinyl alcohol monomer units and (optionally) vinyl acetate monomer units may be selected from one or more different PVOH homopolymers. PVOH homopolymers may differ in viscosity, in the degree of hydrolysis or both.

[0049] It is well known in the art that the viscosity of PVOH resins is correlated with the weight average molecular weight (\overline{M}_w) of the PVOH resin, and often the viscosity is used as a proxy for the weight average molecular weight. The PVOH homopolymer may have a viscosity of about 3.0 to about 40.0 cP, or 7.0 to about 30.0 cP, or about 10.0 to about 35.0 cP, or 13, 14, 15, 16, 17, 18, 19, 20, 21, 22, 23, 24, 25, 26, 27, 28, 29, 30, 31, 32, 33, 34, 35, 36, 37, 38, 39, 40 cP. Specific non-limiting examples include:

POVAL* Grade name	Viscosity [cP]
4-88	3.5-4.5
6-88	5.0-6.0
8-88	7.0-9.0
13-88	11.5-14.5
18-88	16.5-19.8
23-88	21.5-24.5
26-88	24.5-27.5
32-88	30.0-34.0
40-88	38.0-42.0
3-80	2.8-3.3
26-80	21.0-31.0
32-80	29.0-35.0
40-80	37.0-45.0
5-82	4.5-5.2
3-85	3.4-4.0

* ex Kuraray

[0050] The PVOH homopolymer resin can have a degree of hydrolysis (D.H. or DH) of at least 80%, 84% or 85% and at most about 99.7%, 98%, 96%, or 80%, for example in a range of about 84% to about 90%, or 85% to 88%, or 86.5%, or in a range of 85% to 99.7 %, about 88% to 98%, or 90% to 96%, for example 91%, 92%, 93%, 94%, 95%, or 96%. As used herein, the degree of hydrolysis is expressed as a mole percentage of vinyl acetate units converted to vinyl alcohol units. Specific non-limiting examples include:

POVAL* Grade	Degree of hydrolysis

name	[mol%]
4-88	86.7-88.7
6-88	86.7-88.7
8-88	86.7-88.7
13-88	86.7-88.7
18-88	86.7-88.7
23-88	86.7-88.7
26-88	86.7-88.7
32-88	86.7-88.7
40-88	86.7-88.7
3-80	78.5-81.5
26-80	78.0-81.0
32-80	78.0-81.0
40-80	78.0-81.0
5-82	80.0-83.0
3-85	84.2-86.2

* ex Kuraray

[0051] The first PVOH resin, the maleic acid derived PVOH polymer, makes up the remaining portion of the PVOH resin blend, or about 10% to about 50% by weight of the PVOH resin blend of maleic acid derived PVOH polymer, or about 20% to about 50%, or about 30% to about 50%, or about 30% to about 40% by weight of the PVOH resin blend.

[0052] The maleic acid derived PVOH polymer has a viscosity between about 15 and about 20 cP, or between 15 and about 18 cP. The degree of hydrolysis for the maleic acid derived PVOH polymer is between about 88.0 mol% and about 98.0 mol%, or between 90.0 mol% and about 94 mol%, or between 88.0 mol% and 92.0 mol% , or between about 60% to about 99%, or between about 80% to about 98%, or between about 83% to about 95%, or between about 85% to about 92%. One example is a maleic acid derived PVOH polymer, alkali metal salts of the foregoing (e.g., sodium, potassium, or other alkali metal salts), esters of the foregoing (e.g., methyl, ethyl, or other C₁-C₄ or C₆ alkyl esters), and combinations thereof, with a viscosity between 15 and 20 cP with a degree of hydrolysis between 88.0 mol% and 92.0 mol%.

[0053] Alternatively, the anionically modified PVOH polymer may have a viscosity from about 10cP to about 40cP, or from about 10cP to about 30cP, or from about 12cP to about 25cP, or from 14cP to 20cP. The first viscosity μ_1 may be in a range of about 4 cP to about 24 cP (e.g., at least about 4, 8, 10 or 12 cP and/or up to about 12, 16, 20, or 24 cP, such as about 10 cP to about 16 cP or about 10 cP to about 20 cP) and a degree of hydrolysis of of 60% to about 99%,

preferably from about 80% to about 98%, preferably from about 83% to about 95%, preferably from about 85% to about 92%.

[0054] The PVOH resin blend may have a blend viscosity of about 10.0 to about 25.0 cP, or about 12.0 to about 20.0 cP, or about 13.0 to about 16.0 cP, or about 14.0 to about 15.5 cP. It may be desired to have the first PVOH polymer, the maleic acid derived PVOH polymer, having a first viscosity (μ_1) between about 10 cP to about 30 cP and the second PVOH polymer, the PVOH homopolymer consisting essentially of vinyl alcohol monomer units and optionally vinyl acetate monomer units, having a second viscosity (μ_2) of about 40 cP or less. In another refinement of the various embodiments, a viscosity difference $|\mu_2 - \mu_1|$ for the maleic acid derived PVOH polymer and the PVOH homopolymer is in a range from about 0 cP to about 10 cP (e.g., about 0 cP to about 5 cP).

[0055] Without being bound by a theory, it is believed that the selection of the combination of the maleic acid derived PVOH polymer and the PVOH homopolymer give the desired physical properties for solubility with the amount of water soluble film residue being reduced balanced with the strength of the package made from the water soluble film.

[0056] The PVOH resin blend may comprise an anionic PVOH polymer wherein the anionic monomer units include the vinyl polymerization units corresponding to vinyl anionic monomers including vinyl acetic acid, maleic acid, monoalkyl maleate, dialkyl maleate, maleic anhydride, fumaric acid, monoalkyl fumarate, dialkyl fumarate, monomethyl fumarate, dimethyl fumarate, fumaric anhydride, itaconic acid, monomethyl itaconate, dimethyl itaconate, itaconic anhydride, alkali metal salts of the foregoing (e.g., sodium, potassium, or other alkali metal salts), esters of the foregoing (e.g., methyl, ethyl, or other C₁-C₄ or C₆ alkyl esters), and combinations thereof (e.g., multiple types of anionic monomers or equivalent forms of the same anionic monomer). The other anionic PVOH polymer comprising an anionic monomer units may be present in the other PVOH polymer in an amount in a range of from about 3 mol.% to about 6 mol.%, or from about 3 mol.% to about 5 mol.%, or from about 3.5 mol.% to about 4.5 mol.%, or from about 4 mol.% to about 4.5 mol.%, individually or collectively.

[0057] The water-soluble film can contain at least about 50 wt.%, 55 wt.%, 60 wt.%, 65 wt.%, 70 wt.%, 75 wt.%, 80 wt.%, 85 wt.%, or 90 wt.% and/or up to about 60 wt.%, 70 wt.%, 80 wt.%, 90 wt.%, 95 wt.%, or 99 wt.% of the PVOH resin blend.

[0058] In one aspect, the first PVOH polymer is present in the water-soluble film in an amount in a range of about 30 wt.% to about 90 wt.% (or about 40 wt.% to about 60 wt.%, about 40 wt.% to about 70 wt.%) of total PVOH polymers and PVOH copolymers in the film (i.e., relative to the PVOH resin blend weight). For example, the first PVOH copolymer can be present in an amount of at least 30 wt.%, 40 wt.%, 45 wt.%, 50 wt.%, 55 wt.%, 60 wt.%, or 65 wt.% and/or up to about 55 wt.%, 60 wt.%, 65 wt.%, 70 wt.%, 75 wt.%, 80 wt.%, 85 wt.% or 90 wt.% of total PVOH polymers and PVOH copolymers in the film. In another aspect, the foregoing concentrations of first PVOH polymer alternatively or additionally can be relative to total water-soluble polymer content in film, PVOH or otherwise.

[0059] In an aspect, the second PVOH polymer is present in an amount in a range of about 10 wt.% to about 70 wt.% (or about 30 wt.% to about 60 wt.%, about 40 wt.% to about 60 wt.%) of total PVOH polymers and PVOH copolymers in the film (i.e., relative to the PVOH resin blend weight). For example, the second PVOH polymer can be present in an amount of at least 10 wt.%, 20 wt.%, 30 wt.%, or 40 wt.% and/or up to about 40 wt.%, 50 wt.%, 60 wt.%, or 70 wt.% of total PVOH polymers and PVOH copolymers in the film. In another aspect, the foregoing concentrations of second PVOH polymer alternatively or additionally can be relative to total water-soluble polymer content in film, PVOH or otherwise.

[0060] VISCOSITY

[0061] The viscosity of a PVOH polymer (μ) is determined by measuring a freshly made solution using a Brookfield LV type viscometer with UL adapter as described in British Standard EN ISO 15023-2:2006 Annex E Brookfield Test method. It is international practice to state the viscosity of 4% aqueous polyvinyl alcohol solutions at 20 °C. All viscosities specified herein in Centipoise (cP) should be understood to refer to the viscosity of 4% aqueous polyvinyl alcohol solution at 20 °C, unless specified otherwise. Similarly, when a resin is described as having (or not having) a particular viscosity, unless specified otherwise, it is intended that the specified viscosity is the average viscosity for the resin, which inherently has a corresponding molecular weight distribution.

[0062] OTHER WATER SOLUBLE POLYMERS

[0063] Other water soluble polymers for use in addition to the PVOH resin blend for the water soluble film can include, but are not limited to polyacrylates, water-soluble acrylate copolymers, polyvinyl pyrrolidone, polyethyleneimine, pullulan, water-soluble natural polymers including,

but not limited to, guar gum, gum Acacia, xanthan gum, carrageenan, and starch, water-soluble polymer derivatives including, but not limited to, modified starches, ethoxylated starch, and hydroxypropylated starch, copolymers of the foregoing and combinations of any of the foregoing. Yet other water-soluble polymers can include polyalkylene oxides, polyacrylamides, polyacrylic acids and salts thereof, celluloses, cellulose ethers, cellulose esters, cellulose amides, polyvinyl acetates, polycarboxylic acids and salts thereof, polyaminoacids, polyamides, gelatines, methylcelluloses, carboxymethylcelluloses and salts thereof, dextrans, ethylcelluloses, hydroxyethyl celluloses, hydroxypropyl methylcelluloses, maltodextrins, polymethacrylates, and combinations of any of the foregoing. Such water-soluble polymers, whether PVOH or otherwise are commercially available from a variety of sources.

[0064] Particularly suitable uses of other water soluble polymers are discussed in US682159 B1, Col. 3, line 65 to Col. 4, line 56.

[0065] PLASTICIZERS

[0066] The plasticizer can include, but is not limited to, glycerol, diglycerol, sorbitol, ethylene glycol, diethylene glycol, triethylene glycol, dipropylene glycol, tetraethylene glycol, propylene glycol, polyethylene glycols up to 400 MW, neopentyl glycol, trimethylolpropane, polyether polyols, sorbitol, 2-methyl-1,3-propanediol (e.g. MP Diol[®]), ethanolamines, and a mixture thereof. The plasticizer can be selected from glycerol, sorbitol, triethyleneglycol, propylene glycol, dipropylene glycol, 2-methyl-1,3-propanediol, trimethylolpropane, or a combination thereof. In one type of embodiment, the plasticizer includes glycerol, sorbitol, and 2-methyl-1,3-propanediol. In another type of embodiment, the plasticizer includes glycerol, sorbitol, and trimethylolpropane. The total amount of the plasticizer can be in a range of about 10 wt. % to about 45 wt. %, or about 15 wt.% to about 45 wt.%, or about 15 wt. % to about 40 wt. %, or about 20 wt. % to about 30 wt. %, for example about 15 wt. %, 20 wt. %, 25 wt. %, 30 wt. %, 35 wt. %, 40 wt. %, based on total film weight. "PHR" is intended to refer to the composition of the identified element in parts per one hundred parts water-soluble polymer (or resin; whether PVOH or otherwise) in the water-soluble film. Suitable levels of one or more plasticizers is between 5 PHR and 50 PHR, such as 10 PHR and 40 PHR, such as 20 PHR and 40 PHR.

[0067] For example, with a combination of glycerol, sorbitol, and 2-methyl-1,3-propanediol, the total amount of plasticizer can be in a range of about 10 wt.% to about 40 wt.%, or about 15 wt.% to about 45 wt.%, or about 20 wt.% to about 30 wt.%, or about 22 wt.% to about 28 wt.%,

e.g. 15 wt. %, 20 wt. %, 25 wt. %, 30 wt. %, 35 wt. %, 40 wt. %. These ranges are generally lower because two of the plasticizers (glycerol and 2-methyl-1,3-propanediol) are liquids at room temperature and one (sorbitol) is a solid at room temperature. Optionally, glycerol can be used in an amount of about 2 wt % to about 25 wt %, or 3 wt % to about 20 wt %, or about 4 wt.% to about 14 wt.%, or about 6 wt.% to about 12 wt.% e.g., about 9 wt %. Optionally, sorbitol can be used in an amount of about 0.1 wt % to about 20 wt %, or about 0.5 wt. % to about 15 wt %, or about 1 wt.% to about 10 wt.%, or about 2 wt.% to about 6 wt.%, e.g., about 3.3 wt %.

Optionally, 2-methyl-1,3-propanediol can be used in an amount of about 5 wt. % to about 30 wt. %, or about 10 wt. % to about 22.5 wt. %, or about 12 wt.% to about 18 wt.%, for example 16 wt. %. In another aspect, the amount of plasticizers can be characterized in PHR. Thus, for example, with a combination of glycerol, sorbitol, and 2-methyl-1,3-propanediol (MPD), the total amount of plasticizer can be at least 20 PHR, or at least 25 PHR, for example. The total amount of plasticizer can be up to 40 PHR or 45 PHR, for example. The total amount of plasticizer can be in a range of 20-40 PHR, or 25-40 PHR, or 25-35 PHR, or 25-30PHR, for example. The total amount of plasticizer can be 34 or 37 PHR.

[0068] In another example, within a combination of glycerol, sorbitol, and trimethylolpropane, the total amount of plasticizer can be in a range of about 25 wt.% to about 50 wt.%, or about 30 wt.% to about 45 wt.%, or about 35 wt.% to about 45 wt.%, or about 40 wt.% to about 45 wt.%, for example 35 wt. %, 40 wt. %, 42 wt.%, 45 wt.%, 47 wt.%, 50 wt.%. These ranges are generally higher because two of the plasticizers (sorbitol and TMP) are solids at room temperature and one (glycerol) is a liquid. Optionally, glycerol can be used in an amount of about 5 wt % to about 40 wt %, or 10 wt % to about 35 wt %, or about 15 wt.% to about 30 wt.%, e.g., about 20 wt. %. Optionally, sorbitol can be used in an amount of about 1 wt. % to about 20 wt. %, or about 3 wt. % to about 20 wt. %, or about 5 wt.% to about 15 wt.% for example 10 wt. %. Optionally, trimethylolpropane can be used in an amount of about 1 wt % to about 25 wt %, or about 2 wt % to about 20 wt %, or about 5 wt.% to about 15 wt.%, e.g., about 10 wt. %. In another aspect, the amount of plasticizers can be characterized in PHR. Thus, for example, with a combination of glycerol, sorbitol, and trimethylolpropane (TMP), the total amount of plasticizer can be at least 30 PHR, or at least 35 PHR, for example. The total amount of plasticizer can be up to 40 PHR or 45 PHR or 50 PHR, for example. The total amount of plasticizer can be in a range of 30-50 PHR, about 32.5 PH to about 42.5 PHR, or 35-45 PHR, or

35-40 PHR, or greater than 30 PHR and less than 45 PHR, or 40 PHR to 50 PHR, for example. The total amount of plasticizer can be 34 or 37.5 PHR.

[0069] Plasticizer levels consistent with those of the examples described herein are specifically contemplated both as representative levels for film formulations with various of the other ingredients described herein, and as various upper and lower bounds for ranges. The specific amounts of plasticizers can be selected in a particular embodiment based on factors described herein, including desired film flexibility and conversion features of the water-soluble film. At low plasticizer levels, films may become brittle, difficult to process, or prone to breaking. At elevated plasticizer levels, films may be too soft, weak, or difficult to process for a desired use.

[0070] A plasticizer is a liquid, solid, or semi-solid that is added to a material (usually a resin or elastomer) making that material softer, more flexible (by decreasing the glass-transition temperature of the polymer), and easier to process. A polymer can alternatively be internally plasticized by chemically modifying the polymer or monomer. In addition or in the alternative, a polymer can be externally plasticized by the addition of a suitable plasticizing agent. The combination of plasticizers for the film described herein includes glycerol as a first plasticizer, a sugar alcohol as a second plasticizer, and a polyol as a third plasticizer which is different from the first plasticizer and the second plasticizer.

[0071] As used herein and unless specified otherwise, the term "PHR" is intended to refer to the composition of the identified element in parts per one hundred parts water-soluble polymer (or resin; whether PVOH or otherwise) in the water-soluble film.

[0072] In some embodiments, the water-soluble film can include at least one plasticizer (e.g., as the second plasticizer, the third plasticizer, or otherwise) which is generally solid at room temperature and/or common use, storage, or transportation temperatures, for example a plasticizer which is solid in a range of about 10°C or 20°C to about 30°C, 40°C, or 50°C and/or has a melting point above such range (e.g., a melting point below common film-formation process temperature such as casting, but above common use, storage, or transportation temperatures). Examples of such solid plasticizers include sorbitol (95°C melting point) and trimethylolpropane (58°C melting point). Additionally or alternatively, the water-soluble film can include at least one plasticizer (e.g., as the second plasticizer, the third plasticizer, or otherwise) which is generally liquid at room temperature and/or common use, storage, or

transportation temperatures, for example which is liquid in a range of about 10°C or 20°C to about 30°C, 40°C, or 50°C and/or has a melting point below such range.

[0073] ANTI-BLOCK FILLER

[0074] SiO₂ helps to provide a low COF for convertibility, and optionally it aids in residue reduction. As the concentration of anti-block filler (e.g. SiO₂) approaches 0 the tendency will be for the blocking force (that is the force to separate one film layer from the other on a roll) to increase. A minimum level of anti-block filler (e.g. SiO₂) is contemplated, and above a certain concentration there will be limited if any further reduction the blocking force provided by the anti-block filler (e.g. SiO₂). Put another way, the decrease in in blocking force with additional levels will generally be “reverse S shaped” as illustrated in Figure 1.

[0075] The anti-block filler (e.g. SiO₂) can be present in the film in an amount of at least 0.1 PHR, or at least 0.5 PHR, or at least 1 PHR, or in a range of about 0.1 to 3.0 PHR, or about 0.3 to about 2.0 PHR, or about 0.4 to 1.0 PHR, or about 0.5 to about 0.9 PHR, or about 0.5 to about 2 PHR, or about 0.5 to about 1.5 PHR, or 0.1 to 1.2 PHR, or 0.1 to 2.7 PHR, for example 0.5 PHR, 0.6 PHR, 0.7 PHR, 0.8 PHR, or 0.9 PHR. Without intending to be bound by any particular theory, it is believed that the reduction in blocking provided by 0.5 PHR anti-block filler (e.g. SiO₂) will not be linear - for example the decrease in blocking from 0.5 to 1.0 will be a greater decrease than the decrease from 1.0 to 1.5. It is easy to see that at some point if the anti-block filler (e.g. SiO₂) level gets high enough there will not be enough PVOH resin to bind the particles together.

[0076] In addition to silicon dioxide/silica, calcium carbonate and talc are contemplated for use as anti-block/filler agents. A suitable median particle size for the anti-block/filler includes a median size in a range of about 3 or about 4 microns to about 11 microns, or about 4 to about 8 microns, or about 5 to about 6 microns, for example 5, 6, 7, 8, or 8 microns. A suitable SiO₂ is an untreated synthetic amorphous silica designed for use in aqueous systems. Additional agents known in the art for use in polyvinyl alcohol films as anti-block agents and fillers include starches, modified starches, crosslinked polyvinylpyrrolidone, crosslinked cellulose, microcrystalline cellulose, metallic oxides, and mica.

[0077] RELEASE MODIFIER

[0078] Without intending to be bound by any particular theory, stearic acid is believed to work effectively as a release modifier for one or more of the following reasons: (a) it has a melting point below the boiling point of water that is used to create the casting solution of PVOH resin and additives; therefore acids with melting points below about 90 °C are particularly preferred; (b) it has a sufficiently long alkyl chain that it can effectively be a “waxy” substance that aids in reduction of blocking and reducing COF; (c) it has a sufficiently high melting point that is well above the typical higher temperatures that water soluble film see in transportation and storage, e.g. to the film converters to make pouches, and then from the film converters to consumers as end products (e.g. as much as 70 °C in extreme situations although more typically at most 50 °C or 40 °C; accordingly, acids with melting points above about 50 °C or above about 60 °C or above about 70 °C are contemplated. Thus, waxy acids having melting points in a range of about 50 °C to about 90 °C, or about 60 °C to about 90 °C, or about 70 °C to about 90 °C, are contemplated.

[0079] Also contemplated are fatty acids, fatty acid esters, fatty acid amides, linear or branched versions of any of the foregoing, saturated or unsaturated versions of any of the foregoing, substituted or unsubstituted versions of any of the foregoing, particularly those with melting points above about 50 °C or above about 60 °C or above about 70 °C or in a range of about 50 °C to about 90 °C, or about 60 °C to about 90 °C, or about 70 °C to about 90 °C, and combinations of any of the foregoing. Also contemplated are fatty acid salts having melting points above about 50 °C or above about 60 °C or above about 70 °C or in a range of about 50 °C to about 90 °C, or about 60 °C to about 90 °C, or about 70 °C to about 90 °C, and combinations of any of the foregoing. Also contemplated are fatty amine acetates and fatty alcohols having melting points above about 50 °C or above about 60 °C or above about 70 °C or in a range of about 50 °C to about 90 °C, or about 60 °C to about 90 °C, or about 70 °C to about 90 °C, and combinations of any of the foregoing, e.g. hydrogenated tallow amine acetate. Combinations of one or more release modifiers are contemplated for use in the film.

[0080] Particularly contemplated are one or more compounds selected from the group consisting of dodecanoic acid (MP 44 °C), tridecanoic acid (MP 45 °C), tetradecanoic acid (MP 54 °C), pentadecanoic acid (MP 43 °C), hexadecanoic acid (MP 63 °C), heptadecanoic acid (MP 63 °C), octadecanoic/stearic acid (MP 70 °C), nonadecanoic acid (MP 69 °C), eicosanoic acid (MP 77 °C), heneicosanoic acid (MP 82 °C), docosanoic acid (MP 81 °C), tricosanoic acid (MP 79 °C), tetracosanoic acid (MP 88 °C), pentacosanoic acid (MP 84 °C), hexacosanoic acid (MP

88 °C), heptacosanoic acid (MP 82 °C), octacosanoic acid (MP 90 °C), nonacosanoic acid (MP 90 °C), triacontanoic acid (MP 94 °C), eicosanoic acid methyl ester (MP 46 °C), heneicosanoic acid methyl ester (MP 49 °C), docosanoic acid methyl ester (MP 54 °C), tricosanoic acid methyl ester (MP 53 °C), tetracosanoic acid methyl ester (MP 60 °C), pentacosanoic acid methyl ester (MP 61 °C), hexacosanoic acid methyl ester (MP 64 °C), heptacosanoic acid methyl ester (MP 64 °C), octacosanoic acid methyl ester (MP 67 °C), nonacosanoic acid methyl ester (MP 69 °C), triacontanoic acid (MP 72°C), and particularly those having a melting point in a range of 60 °C to 80 °C.

[0081] Stearic acid in particular is not water soluble but melts below 100 °C to allow it to melt and mix in the aqueous solution that will be cast to help to provide benefits including but not limited to film convertibility, short term surface water resistance and anti-blocking characteristics.

[0082] An optimum concentration for the release modifier (e.g. stearic acid) may, in some embodiments, depend upon the method of converting the film into a pouch. If the film is converted into an pouch using heat sealing, then it could easily tolerate a higher loading of release modifier (e.g. stearic acid) than it would if the pouch seal is a solvent seal (e.g., water seal). This is because the heat seal is formed from the fusion of the melted PVOH and is more affected by the bulk of the film properties than just the film surface, where the release modifier (e.g. stearic acid) may concentrate in some embodiments. If the release modifier (e.g. stearic acid) is preferentially at the surface, then water will not dissolve the stearic acid; therefore the PVOH will not be readily solubilized to form a good seal. Without intending to be limited to any particular theory, it is believed that with some release modifiers, e.g. stearic acid, the air side of the film (in contrast to the band side of the film) will be richer in release modifier. This inhomogeneity can be advantageous in some embodiments, as it would for better sealing of the film at band-to-band sides/surfaces of the film, while the air sides/surfaces, which could form the exterior of the pouch, and thus would be exposed to bulk water, would be less soluble.

[0083] As used herein and unless specified otherwise, the term “PHR” is intended to refer to the composition of the identified element in parts per one hundred parts water-soluble polymer (or resin; whether PVOH or otherwise) in the water-soluble film. Generally, the release modifier (e.g. stearic acid) can be present in the film in an amount of at least 0.1 PHR, or at least 0.5 PHR, or at least 1 PHR, or in a range of about 0.1 to 3.0 PHR, or about 0.3 to about 2.0 PHR, or about

0.4 to 1.0 PHR, or about 0.5 to about 0.9 PHR, or 1.0 to 1.5 PHR, or about 0.5 to about 2 PHR, or about 0.5 to about 1.5 PHR, or 0.1 to 1.2 PHR, for example 0.5 PHR, 0.6 PHR, 0.7 PHR, 0.8 PHR, 0.9 PHR, 1.0 PHR, 1.1 PHR, 1.2 PHR, 1.3 PHR, 1.4 PHR, or 1.5 PHR.

[0084] Those skilled in the art will readily appreciate that as the plasticizer levels increase the mechanical properties of the resulting film decrease, and the film will dissolve more quickly. Therefore, the optimum level of the release modifier (e.g. stearic acid) is contemplated, in some embodiments, to be related to the plasticizer concentration in the film. At lower levels of plasticizers the film is less soluble, consequently a lower level of release modifier (e.g., stearic acid) may be needed. Conversely, as more plasticizer is added to the film, the film tends to dissolve more readily and also the blocking force tends to increase; consequently, a higher loading of both the anti-block filler (e.g., SiO₂) and release modifier (e.g. stearic acid) could be needed to achieve the best performance.

[0085] Thus, for example, the ratio of release modifier (e.g. stearic acid) to total plasticizers can be in a range of about 1:20 to about 1:40, or about 1:28 to about 1:40, for example 1:31, 1:32, 1:33, 1:34, 1:35, or 1:36 by weight. In another type of embodiment, the ratio can be in a range of 1:20 to 1:36, for example.

[0086] AUXILIARY FILM INGREDIENTS

[0087] The water-soluble film can contain other auxiliary agents and processing agents, such as, but not limited to, plasticizer compatibilizers, surfactants, lubricants, release agents, fillers, extenders, cross-linking agents, antiblocking agents, antioxidants, detackifying agents, antifoams (defoamers), nanoparticles such as layered silicate-type nanoclays (e.g., sodium montmorillonite), bleaching agents (e.g., sodium metabisulfite, sodium bisulfite or others), aversive agents such as bitterants (e.g., denatonium salts such as denatonium benzoate, denatonium saccharide, and denatonium chloride; sucrose octaacetate; quinine; flavonoids such as quercetin and naringen; and quassinoids such as quassin and brucine) and pungents (e.g., capsaicin, piperine, allyl isothiocyanate, and resiniferatoxin), and other functional ingredients, in amounts suitable for their intended purposes. Embodiments including plasticizers are preferred. The amount of such agents can be up to about 50 wt. %, 20 wt %, 15 wt %, 10 wt %, 5 wt. %, 4 wt % and/or at least 0.01 wt. %, 0.1 wt %, 1 wt %, or 5 wt %, individually or collectively.

[0088] Suitable surfactants can include the nonionic, cationic, anionic and zwitterionic classes. Suitable surfactants include, but are not limited to, polyoxyethylenated polyoxypropylene

glycols, alcohol ethoxylates, alkylphenol ethoxylates, tertiary acetylenic glycols and alkanolamides (nonionics), polyoxyethylenated amines, quaternary ammonium salts and quaternized polyoxyethylenated amines (cationics), and amine oxides, N-alkylbetaines and sulfobetaines (zwitterionics). Other suitable surfactants include dioctyl sodium sulfosuccinate, lactylated fatty acid esters of glycerol and propylene glycol, lactic esters of fatty acids, sodium alkyl sulfates, polysorbate 20, polysorbate 60, polysorbate 65, polysorbate 80, lecithin, acetylated fatty acid esters of glycerol and propylene glycol, and acetylated esters of fatty acids, and combinations thereof. In various embodiments, the amount of surfactant in the water-soluble film is in a range of about 0.1 wt % to 2.5 wt %, optionally about 1.0 wt % to 2.0 wt %.

[0089] Suitable aversive agents, include, denatonium benzoate and/or a derivative thereof. The aversive agent may be mixed with the polymeric material and/or other adjuncts prior to making the film (e.g., prior to casting or extruding the film). Alternatively or additionally, the aversive agent may be added to the film or to the pouch once formed, for example, added by dusting, printing, spraying, or otherwise coating.

[0090] RESIDUAL MOISTURE

[0091] The water-soluble film can further have a residual moisture content of at least 4 wt. %, for example in a range of about 4 to about 10 wt. %, as measured by Karl Fischer titration.

[0092] COLD WATER SOLUBILITY

[0093] As noted above, the present films and articles made therefrom are particularly suited for cold water dissolution and therefore provide benefits in cold-water washes (e.g., from about 1°C to about 30°C, or from about 5°C to about 20°C).

[0094] RESIDUE

[0095] The water-soluble film is characterized by a residue value as measured by the Dissolution Chamber Test. The water-soluble film is measured by the Dissolution Chamber Test both as an unexposed film and as a film exposed 7 days to a liquid detergent composition of Table 1 at 38°C. The change in the Dissolution Chamber Test results should be within ± 5 percentage points to achieve the desired physical property tolerance according to the present application. The Dissolution Chamber Test results for acceptable performance should be less than 60% residue either unexposed film or exposed film.

Dissolution Chamber Test

[0096] The Dissolution Chamber Test for residue measures film dissolving under static conditions, and is diffusion driven. The Dissolution Chamber test is thus more representative of how well a film would dissolve under static conditions, such as a laundry detergent pouch being trapped between folds of fabric during a laundry cycle.

[0097] A water-soluble film characterized by or to be tested for undissolved residue according to the Dissolution Chamber (DC) Test is analyzed as follows using the following materials:

1. Beaker (4000 ml);
2. Stainless steel washers (3.5" (88.9 mm) OD, 1.875" ID (47.6 mm), 0.125" (3.18 mm) thick);
3. Styrene-butadiene rubber gaskets (3.375" (85.7 mm) OD, 1.91" ID (48.5 mm), 0.125" thick (3.18 mm));
4. Stainless steel screens (3.0" (76.2 mm) OD, 200×200 mesh, 0.0021" (0.053 mm) wire OD, 304SS stainless steel wire cloth);
5. Thermometer (0°C to 100°C, accurate to +/-1°C);
6. Cutting punch (1.5" (38.1 mm) diameter);
7. Timer (accurate to the nearest second);
8. Reverse osmosis (RO) water;
9. Binder clips (size #5 or equivalent);
10. Aluminum pans (2.0" (50.8 mm) OD); and
11. Sonicator.

[0098] For each film to be tested, three test specimens are cut from a selected test film having a thickness of 3.0 ± 0.10 mil (or 76.2 ± 2.5 μm) using the cutting punch. If cut from a film web made by a continuous process, the specimens should be cut from areas of web evenly spaced along the transverse direction of the web (i.e., perpendicular to the machine direction). Each test specimen is then analyzed using the following procedure:

1. Weigh the film specimen and track the specimen through the test. Record the initial film weight (F_0).
2. Weigh a set of two sonicated, clean, and dry screens for each specimen and track them through the test. Record the initial screen weights (collectively S_0 for the two screens combined).

3. Assemble a specimen dissolution chamber by flatly sandwiching the film specimen between the center of the two screens, followed by the two rubber gaskets (one gasket on each side between the screen and washer), and then the two washers.

4. Secure the dissolution chamber assembly with four binder clips evenly spaced around the washers and the clips folded back away from the screens.

5. Fill the beaker with 1,500 ml of RO water at laboratory room temperature (72 +/- 3°F, 22 +/- 2°C) and record the room temperature.

6. Set the timer to a prescribed immersion time of 5 minutes.

7. Place the dissolution chamber assembly into the beaker and immediately start the timer, inserting the dissolution chamber assembly at an approximate 45 degree entry angle into the water surface. This entry angle helps remove air bubbles from the chamber. The dissolution chamber assembly rests on the beaker bottom such that the test specimen film is positioned horizontally about 10 mm from the bottom. The four folded-back binder clips of the dissolution chamber assembly are suitable to maintain the about 10 mm film clearance from the beaker bottom, however, any other equivalent support means may be used.

8. At the prescribed elapsed prescribed immersion time of 5 minutes, slowly remove the dissolution chamber assembly from the beaker at an approximate 45 degree angle.

9. Hold the dissolution chamber assembly horizontally over the aluminum pan to catch any drips from the screens and carefully remove the binder clips, washers, and gaskets. Do not break open the sandwiched screens.

10. Place the sandwiched screens (i.e., screen/residual undissolved film/screen) over the aluminum pan and into an oven at 100°C for 30 minutes to dry.

11. Weigh the dried set of sandwiched screens including any residual undissolved film therein. Measure and add to this dried screen weight any dried film drippings captured in and recovered from (e.g., by scraping) the pan when the dissolution chamber assembly was first removed from the beaker and during drying. Record the final sandwiched screen weight (collectively S_f , including the dried film drippings).

12. Calculate % residue (“DC residue”) left for the film specimen: % DC residue = $100 * ((S_f - S_o) / F_o)$.

13. Clean the sandwiched screens by soaking them in a beaker of RO water for about 20 minutes. Then, take them apart and do a final rinse in the sonicator (turned on and filled with RO water) for at least 5 minutes or until no residue is visible on the screens.

[0099] Unless explicitly described otherwise, all results described herein are representative of DC residue times for 5 minutes dissolution time, i.e. DC (5 min) residue.

Dissolution and Disintegration Test (MSTM 205)

[00100] A film can be characterized by or tested for Dissolution Time and Disintegration Time according to the MonoSol Test Method 205 (MSTM 205), a method known in the art and discussed in US20160024446.

[00101] Apparatus and Materials:

1. 600 mL Beaker
2. Magnetic Stirrer (Labline Model No. 1250 or equivalent)
3. Magnetic Stirring Rod (5 cm)
4. Thermometer (0 to 100 °C ± 1 °C)
5. Template, Stainless Steel (3.8 cm x 3.2 cm)
6. Timer (0 – 300 seconds, accurate to the nearest second)
7. Polaroid 35 mm slide Mount (or equivalent)
8. MonoSol 35 mm Slide Mount Holder (or equivalent)
9. Distilled water

[00102] For each film to be tested, three test specimens are cut from a film sample using stainless steel template (i.e., 3.8 cm x 3.2 cm specimen). If cut from a film web, specimens should be cut from areas of web evenly spaced along the traverse direction of the web. Each test specimen is then analyzed using the following procedure.

1. Lock each specimen in a separate 35 mm slide mount.
2. Fill beaker with 500 mL of distilled water. Measure water temperature with thermometer and, if necessary, heat or cool water to maintain temperature at 20 °C (about 68 °F).
3. Mark height of column of water. Place magnetic stirrer on base of holder. Place beaker on magnetic stirrer, add magnetic stirring rod to beaker, turn on stirrer, and adjust stir speed until a vortex develops which is approximately one-fifth the height of the water column. Mark depth of vortex.
4. Secure the 35 mm slide mount in the alligator clamp of the MonoSol 35 mm slide mount holder such that the long end of the slide mount is parallel to the water surface. The depth adjuster of the holder should be set so that when dropped, the end of the clamp will be 0.6 cm below the surface of the water. One of the short sides of the slide mount should be next to

the side of the beaker with the other positioned directly over the center of the stirring rod such that the film surface is perpendicular to the flow of the water.

5. In one motion, drop the secured slide and clamp into the water and start the timer. Disintegration occurs when the film breaks apart. When all visible film is released from the slide mount, raise the slide out of the water while continuing to monitor the solution for undissolved film fragments. Dissolution occurs when all film fragments are no longer visible and the solution becomes clear.

[00103] The results should include the following: complete sample identification; individual and average disintegration and dissolution times; and water temperature at which the samples were tested.

[00104] Film disintegration times (I) and film dissolution times (I) can be corrected to a standard or reference film thickness using the exponential algorithms shown below in Equation 1 and Equation 2, respectively.

$$I_{\text{corrected}} = I_{\text{measured}} \times (\text{reference thickness/measured thickness})^{1.93} \quad [1]$$

$$S_{\text{corrected}} = S_{\text{measured}} \times (\text{reference thickness/measured thickness})^{1.83} \quad [2]$$

[00105] MECHANICAL PROPERTIES

[00106] Pouch Strength Test

[00107] To measure pouch strength, use a pouch strength device such as that shown in Fig. 2, such as an Instron Universal Materials Testing instrument (Instron Industrial Products, 825 University Ave., Norwood, MA 02062-2643) with a load cell of maximum 100 kN (kilo Newton) with a pre-formed packet of the film described above with a detergent composition held in the packet. Multi-compartment water soluble pouches of the same shape as Ariel® 3-in-1 Pods product from The Procter & Gamble Company, as commercially available in the UK in April 2016, were made on a one lane converter through thermo-vacuum forming, which included pre-heating a first water soluble film (described in Tables 1 and 2) to 120 °C, followed by drawing the first film into a cavity about 20 mm deep with vacuum (220 mbar). The bottom compartments were filled with about 25mL of a liquid detergent such as Ariel® 3-in-1 product from The Procter & Gamble Company, as marketed in the UK in April 2016, and the filled compartments were consequently closed through solvent sealing by applying water on the bottom film of separately prepared top compartments. Top compartments were prepared on a

rotary drum by drawing a preheated (120°C) second water soluble film into a cavity through vacuum (220mbar), filling the compartments, and closing the filled open top compartments with a third water soluble film through solvent sealing with water. The third water soluble film ends up as the middle film in the final superposed multi-compartment pouch product. Material pre-conditioning (at least 1 hour) and pouch making was performed in a room environment between 35% RH and 22-24°C.

[00108] That packet 110 comprising the film described herein is enclosed in a plastic de-aerated bag 100 (150 mm by 124 mm with closure, 60 micron thick - e.g. Raja grip RGP6B) to prevent contamination of working environment upon pouch rupture and stored between 40-50% RH and 22-24°C) for one day or less before measurement.

[00109] Via compression of the formed packet, the overall strength (in Newtons) of the packet is measured by putting pressure on the exterior film and seal regions of the packet. Pouch strength (in Newtons) is defined as the maximum load a pouch can support before the packet has structural failure (e.g., breaks) releasing the internal contents. After enclosure in the plastic de-aerated bag 100, the packet 110 is centered between two compression plates 120, 130 of the instrument. The packet 110 is placed in an upright position, so that the width seal dimension 140 (43mm in actual pouches tested) is between the compression plates such that the stress will be applied on the width seal. For the compression, the speed of the plate 120, 130 is set at 60 mm/min. Upon structural failure of the packet, the instrument automatically records the pouch strength value (i.e., force at which the packet fails). Ten replicates are conducted per test leg, and average pouch strength data are reported.

Tensile Strength Test and Modulus Test (ASTM D 882)

[00110] A film characterized by or to be tested for tensile strength according to the Tensile Strength Test and modulus (or tensile stress) according to the Modulus Test is analyzed as follows. The procedure includes the determination of Tensile Strength and the determination of Modulus at 10% elongation according to ASTM D 882 (“Standard Test Method for Tensile Properties of Thin Plastic Sheeting”) or equivalent. An INSTRON® tensile testing apparatus (Model 5544 Tensile Tester or equivalent) is used for the collection of film data. A minimum of three test specimens, each cut with reliable cutting tools to ensure dimensional stability and reproducibility, are tested in the machine direction (MD) (where applicable) for each measurement. Tests are conducted in the standard laboratory atmosphere of $23 \pm 2.0^\circ\text{C}$ and $35 \pm$

5 % relative humidity. For tensile strength or modulus determination, 1"-wide (2.54 cm) samples of a single film sheet having a thickness of 3.0 ± 0.15 mil (or 76.2 ± 3.8 μm) are prepared. The sample is then transferred to the INSTRON[®] tensile testing machine to proceed with testing while minimizing exposure in the 35% relative humidity environment. The tensile testing machine is prepared according to manufacturer instructions, equipped with a 500 N load cell, and calibrated. The correct grips and faces are fitted (INSTRON[®] grips having model number 2702-032 faces, which are rubber coated and 25 mm wide, or equivalent). The samples are mounted into the tensile testing machine and analyzed to determine the Modulus at 10% (i.e., stress required to achieve 10% film elongation) and Tensile Strength (i.e., stress required to break film).

[00111] Suitable behavior of films according to the disclosure is marked by Tensile Strength values as measured by the Tensile Strength Test that do not differ greatly after 7 days of exposure to liquid detergent composition of Table 1 at 38°C. Generally, higher Tensile Strength values are desirable because they correspond to stronger pouch seals when the film is the limiting or weakest element of a seal. In various embodiments, the change in film Tensile Strength values change less than ± 2 when the water soluble film is exposed to liquid detergent compositions. Tensile Strength values should be greater than 25 MPa for unexposed and exposed films.

[00112] Suitable behavior of films according to the disclosure is marked by Modulus at 10% values of at least about 5 N/mm^2 as measured by the Modulus Test. Generally, higher values of Modulus at 10% are desirable from the perspective of providing pouches having a greater stiffness and a lower likelihood of deforming and sticking to each other when loaded on top of each other during production. In various embodiments, the film has a Modulus at 10% value of at least about 5 N/mm^2 and/or up to about 80 N/mm^2 or 100 N/mm^2 (e.g., about 5, about 10, about 20, about 30, about 40, about 50, about 60, about 70, about 80, about 90, or about 100 N/mm^2).

Tear Strength

[00113] Tear Strength (in g/mil, measured at 23 °C) can be evaluated using an Elmdorf Tearing Tester model number 40043, or equivalent. This method covers the determination of the average force in grams per mil of specimen thickness required to propagate tearing through a specified length of polyvinyl alcohol (PVOH) film. The force in grams required to propagate

tearing across a film is measured using a precisely calibrated pendulum device. Acting by gravity, the pendulum swings through an arc, tearing the specimen from a pre-cut slit. The specimen is held stationary on one side and on the other is fixed to the pendulum. The loss of energy of the pendulum swing is indicated by a pointer on a scale. The scale indication is a function of the force required to tear the specimen. This method is of value in ranking relative tearing resistance of PVOH films. The water-soluble films can be evaluated on an Elmendorf Tearing Tester Model # 40043, on films preconditioned at temperature ($75^{\circ}\text{F} \pm 5^{\circ}\text{F}$) (about 24°C) and relative humidity ($35\% \pm 5\%$) for not less than 8 hours prior to the test.

[00114] In various embodiments, the films described herein will have a tear strength of at least 1000 g/mil, or at least 1150 g/mil, or at least 1700 g/mil, or in a range of 1000 – 2000 g/mil, or 1150 to 2000 g/mil, or 1700 to 2000 g/mil, for example.

[00115] POUCH MAKING FOR LIQUID RELEASE TEST

[00116] Single-compartment test pouches can be made using a Cloud Packaging Equipment PVA Sample Making Machine #3657 and a test cup cavity block containing four cavities.

[00117] The mold cavity shape used to thermoform the film and create the test packet is defined by a bottom interior wall and a plurality of upstanding interior sidewalls. When viewed from above, the upstanding interior sidewalls define a generally rectangular shape. A first pair of the upstanding interior sidewalls are separated from each other by a distance of 2.489 inches, and a second pair of the upstanding interior sidewalls are separated from each other by a distance of 1.899 inches. Additionally, the transition between the bottom interior wall and each one of the upstanding interior sidewalls is defined by a radius of curvature of 0.375 inches. In addition, the transition between each upstanding interior sidewall and an adjacent upstanding interior sidewall will have a radius of curvature of 0.375 inches. Furthermore, the mold cavity will have a depth defined by a distance between the bottom interior wall and an open end of the mold, equal to 0.375 inches. The radii of curvature enable the mold to impart the film packet with rounded corners forming the generally rectangular packet shape and a rounded transition to the bottom film surface. Finally, the cavity is provided holes along the bottom surface in order to draw vacuum on the film and pull the film into the mold, in accordance with typical vacuum thermoforming and the operation of the PVA Sample Making Machine #3657.

[00118] In practice, the mold cavity (test cup block) can include multiple cavities with identical mold cavity shapes, in order to form multiple pouches at once. In principle, the mold

cavity could include multiple cavities with different mold cavity shapes, to test different configurations where substantially the only variable is the cavity configuration. A base film is thermoformed in the mold cavities. Each cavity is filled with 35 ml of the Test Solution, and then the same type of film is fed to the machine for use as lid stock film. In accordance with the PVA Sample Making Machine #3657 operation, the lid stock film is then sealed to the base film using water and pressure to bond the base and lid films together around the filled cavities, and after sealing the filled pouches are divided by cutting the surrounding film.

[00119] The film will have a thickness of 3.0 ± 0.10 mil (or 76.2 ± 2.5 μm). The forming and sealing parameters are tabulated below.

[00120] Forming parameters: Heater temperature – 500 °F; Heat time – 10 sec; Vacuum applied was -24.7 in Hg.

[00121] Sealing parameters: Wick roll speed – 60; Water level – 60; Drive Roll Speed – 57 (these are all unitless setpoints); Web Drive Time – 13 sec; Water Apply Time – 6 sec; Tension Time – 0.1 sec; Sealing Time – 20 sec; Lid sealing pressure – 6.8 bar.

TEST SOLUTION

[00122] The test solution (sample laundry detergent) for filling into a pouch before pouch testing for release is described in Table 1 below. It is well within the means of the ordinary skilled artisan to form, fill, and seal a pouch in view of the disclosure herein.

Table 1

Ingredient	Wt. % of Test Solution
Monoethanolamine	8.57%
Dodecylbenzenesulfonic Acid	23.81%
Oleic Acid	19.05%
Lauryl Alcohol Ethoxylate – 7EO	23.81%
Propylene Glycol	9.52%
Diethylene Glycol	9.52%
Water	5.71%

LIQUID RELEASE TEST

[00123] A water-soluble film and/or pouch characterized by or to be tested for delayed solubility according to the Liquid Release Test is analyzed as follows using the following

materials:

- 2L beaker and 1.2 liters of deionized (DI) water
- Water soluble pouch to be tested (made as described above, using the Pouch Making and Test Solution descriptions); the film has a thickness of 3.0 ± 0.10 mil (or 76.2 ± 2.5 μm); the pouch is pre-conditioned for two weeks at 38 °C.
- Thermometer
- Wire cage
- Timer

[00124] Before running the experiment, ensure that enough DI water is available to repeat the experiment five times, and ensure that the wire cage and beaker are clean and dry.

[00125] The wire frame cage is a plastic coated wire cage (4" X 3.5" X 2.5") (10 cm X 9 cm X 6.4 cm) with no sharp edges, or equivalent. The gauge of the wire should be about 1.25mm and the wire should have openings the size of 0.5 inch (1.27 cm) squares. An example image of a cage 300 with test pouches 310 is shown in Figure 3.

[00126] To set up for the test, carefully place the water soluble pouch in the cage while not scratching the pouch on the cage and allowing free space for the pouch to move. Do not bind the pouch tightly with the wire cage, while still ensuring it is secure and will not come out of the cage. The orientation of the pouch in the cage should be such that the natural buoyancy of the pouch, if any, is allowed (i.e. the side of the pouch that will float to the top should be placed towards the top). If the pouch is symmetrical, the orientation of the pouch generally would not matter.

[00127] Next, fill the 2L beaker with 1200 milliliters of 20 °C DI water.

[00128] Next, lower the wire frame cage with the enclosed pouch into the water. Ensure that the cage is 1 inch (2.54 cm) from the bottom of the beaker. Be sure to fully submerge the pouch on all sides. Ensure that the cage is stable and will not move and start a timer as soon as the pouch is lowered into the water. The position of the cage with respect to the water in the beaker can be adjusted and maintained by any suitable means, for example by using a clamp fixed above the beaker, and a rod attached to the top of the cage. The clamp can engage the rod to fix the position of the cage, and tension on the clamp can be lowered in order to lower the cage into the

water. Other means of frictional engagement can be used in the alternative to a clamp, for example a collar with a set screw. In Figure 4, a beaker 400 resting on a stand 410, the stand holding a rod 420 for lowering a cage (not shown) into the beaker 400, the rod 420 being able to hold a fixed vertical position by use of a collar 440 having a set screw (not shown) that engages the rod 420, for example by friction or by engagement with a hole (not shown) in the rod 420.

[00129] Liquid content release is defined as the first visual evidence of the liquid leaving the submerged pouch.

[00130] Use the timer to record when the liquid content is released in to the surrounding water (Release Time) with a stopping point of 45 seconds.

[00131] A pass or fail grade will be given to each pouch. A pass grade is received if the soluble pouch retained its liquid for 30 seconds or longer. A fail grade is received if the soluble pouch did not retain its liquid for at least 30 seconds.

[00132] Repeat this process with new DI water and a new water soluble pouch five times for each film being tested.

[00133] A total of 5 pouches is tested for each film sample type unless reported otherwise.

Method of Making Film

[00134] As mentioned above, the disclosure relates to the manufacture of films of polyvinyl alcohol, and particularly to solvent cast films. Processes for solvent casting of PVOH are well-known in the art. For example, in the film-forming process, the polyvinyl alcohol resin(s) and secondary additives are dissolved in a solvent, typically water, to form a casting solution, the casting solution is then metered onto a surface, then the casting solution is allowed to substantially dry (or force-dried) to form a cast film, and then the resulting cast film is removed from the casting surface. The process can be performed batchwise, and is more efficiently performed in a continuous process.

[00135] In the formation of continuous films of polyvinyl alcohol, it is the conventional practice to meter a solution of the solution onto a moving casting surface, for example, a continuously moving metal drum or belt, causing the solvent to be substantially removed from the liquid, whereby a self-supporting cast film is formed, and then stripping the resulting cast film from the casting surface.

[00136] Optionally, the water-soluble film can be a free-standing film consisting of one layer or a plurality of like layers.

[00137] The water soluble film may comprise a printed area. The area of print may cover an uninterrupted portion of the film or it may cover parts thereof. The area of print may comprise inks, pigments, dyes, blueing agents or mixtures thereof. The area of print may comprise a single color or maybe comprise multiple colors, such as 2, 3, or 4 colors. The print may be present as a layer on the surface of the film or may at least partially penetrate into the film. As such, the method may optionally comprise the step of printing onto the surface of the film an ink, pigment, dye, blueing agent or mixture thereof.

[00138] The film will comprise a first side and a second side. The area of print may be achieved using standard techniques, such as flexographic printing or inkjet printing. The area of print may be on either or both sides of the film. As such, the method may comprising the optional step of printing on one or more sides of the film an ink, pigment, dye, blueing agent or mixture thereof. Alternatively, an ink or pigment may be added as a secondary additive during the dissolution step of the manufacture of the film such that all or at least part of the film is colored.

PACKETS

[00139] The film is useful for creating a packet to contain a detergent composition comprising cleaning actives thereby forming a pouch. The cleaning actives may take any form such as powders, gels, pastes, liquids, tablets or any combination thereof. The film is also useful for any other application in which improved wet handling and low cold water residues are desired. The film forms at least one side wall of the pouch and/or packet, optionally the entire pouch and/or packet, and preferably an outer surface of the at least one sidewall.

[00140] The film described herein can also be used to make a packet with two or more compartments made of the same film or in combination with films of other polymeric materials. Additional films can, for example, be obtained by casting, blow-molding, extrusion or blown extrusion of the same or a different polymeric material, as known in the art. In one type of embodiment, the polymers, copolymers or derivatives thereof suitable for use as the additional film are selected from polyvinyl alcohols, polyvinyl pyrrolidone, polyalkylene oxides, polyacrylic acid, cellulose, cellulose ethers, cellulose esters, cellulose amides, polyvinyl acetates, polycarboxylic acids and salts, polyaminoacids or peptides, polyamides, polyacrylamide,

copolymers of maleic/acrylic acids, polysaccharides including starch and gelatin, natural gums such as xanthan, and carrageenans. For example, polymers can be selected from polyacrylates and water-soluble acrylate copolymers, methylcellulose, carboxymethylcellulose sodium, dextrin, ethylcellulose, hydroxyethyl cellulose, hydroxypropyl methylcellulose, maltodextrin, polymethacrylates, and combinations thereof, or selected from polyvinyl alcohols, polyvinyl alcohol copolymers and hydroxypropyl methyl cellulose (HPMC), and combinations thereof. One contemplated class of embodiments is characterized by the level of polymer in the packet material, for example the PVOH copolymer described above, as described above, being at least 50%.

[00141] The pouches of the present disclosure can include at least one sealed compartment. Thus, the pouches may comprise a single compartment or multiple compartments. A water-soluble pouch can be formed from two layers of water-soluble polymer film sealed at an interface, or by a single film that is folded upon itself and sealed. One or both of the films include the PVOH film described above. When the pouch includes multiple compartments, the pouch may be made from one or more films such that any given packet compartment may comprise walls made from a single film or multiple films having differing compositions. The films define an interior pouch container volume which contains any desired composition for release into an aqueous environment. The composition is not particularly limited, for example including any of the variety of cleaning compositions described below. In embodiments comprising multiple compartments, each compartment may contain identical and/or different compositions. In turn, the compositions may take any suitable form including, but not limited to liquid, solid and combinations thereof (e.g. a solid suspended in a liquid). In some embodiments, the pouches comprises a first, second and third compartment, each of which respectively contains a different first, second, and third composition. Liquid detergents are particularly contemplated.

[00142] The compartments of multi-compartment pouches may be of the same or different size(s) and/or volume(s). The compartments of the present multi-compartment pouches can be separate or conjoined in any suitable manner. In some embodiments, the second and/or third and/or subsequent compartments are superimposed on the first compartment. In one embodiment, the third compartment may be superimposed on the second compartment, which is in turn superimposed on the first compartment in a sandwich configuration. Alternatively the second and third compartments may be superimposed on the first compartment. However it is

also equally envisaged that the first, second and optionally third and subsequent compartments may be attached to one another in a side by side relationship. The compartments may be packed in a string, each compartment being individually separable by a perforation line. Hence each compartment may be individually torn-off from the remainder of the string by the end-user, for example, so as to pre-treat or post-treat a fabric with a composition from a compartment. In some embodiments, the first compartment may be surrounded by at least the second compartment, for example in a tire-and-rim configuration, or in a pouch-in-a-pouch configuration.

[00143] In some embodiments, multi-compartment pouches comprise three compartments consisting of a large first compartment and two smaller compartments. The second and third smaller compartments are superimposed on the first larger compartment. The size and geometry of the compartments are chosen such that this arrangement is achievable. The geometry of the compartments may be the same or different. In some embodiments the second and optionally third compartment each has a different geometry and shape as compared to the first compartment. In these embodiments, the second and optionally third compartments are arranged in a design on the first compartment. The design may be decorative, educative, or illustrative, for example to illustrate a concept or instruction, and/or used to indicate origin of the product. In some embodiments, the first compartment is the largest compartment having two large faces sealed around the perimeter, and the second compartment is smaller covering less than about 75%, or less than about 50% of the surface area of one face of the first compartment. In embodiments in which there is a third compartment, the aforementioned structure may be the same but the second and third compartments cover less than about 60%, or less than about 50%, or less than about 45% of the surface area of one face of the first compartment.

[00144] The pouches and/or packets of the present disclosure may comprise one or more different films. For example, in single compartment embodiments, the packet may be made from one wall that is folded onto itself and sealed at the edges, or alternatively, two walls that are sealed together at the edges. In multiple compartment embodiments, the packet may be made from one or more films such that any given packet compartment may comprise walls made from a single film or multiple films having differing compositions. In one embodiment, a multi-compartment pouch comprises at least three walls: an outer upper wall; an outer lower wall; and a partitioning wall. The outer upper wall and the outer lower wall are generally opposing and form the exterior of the pouch. The partitioning wall is interior to the pouch and is secured to the

generally opposing outer walls along a seal line. The partitioning wall separates the interior of the multi-compartment pouch into at least a first compartment and a second compartment.

[00145] Pouches and packets may be made using any suitable equipment and method. For example, single compartment pouches may be made using vertical form filling, horizontal form filling, or rotary drum filling techniques commonly known in the art. Such processes may be either continuous or intermittent. The film may be dampened, and/or heated to increase the malleability thereof. The method may also involve the use of a vacuum to draw the film into a suitable mold. The vacuum drawing the film into the mold can be applied for about 0.2 to about 5 seconds, or about 0.3 to about 3, or about 0.5 to about 1.5 seconds, once the film is on the horizontal portion of the surface. This vacuum can be such that it provides an under-pressure in a range of 10 mbar to 1000 mbar, or in a range of 100 mbar to 600 mbar, for example.

[00146] The molds, in which packets may be made, can have any shape, length, width and depth, depending on the required dimensions of the pouches. The molds may also vary in size and shape from one to another, if desirable. For example, the volume of the final pouches may be about 5 ml to about 300 ml, or about 10 to 150 ml, or about 20 to about 100 ml, and that the mold sizes are adjusted accordingly.

[00147] In one embodiment, the packet comprises a first and a second sealed compartment. The second compartment is in a generally superposed relationship with the first sealed compartment such that the second sealed compartment and the first sealed compartment share a partitioning wall interior to the pouch.

[00148] In one embodiment, the packet comprising a first and a second compartment further comprises a third sealed compartment. The third sealed compartment is in a generally superposed relationship with the first sealed compartment such that the third sealed compartment and the first sealed compartment share a partitioning wall interior to the pouch.

[00149] In some embodiments, the first composition and the second composition are selected from one of the following combinations: liquid, liquid; liquid, powder; powder, powder; and powder, liquid.

[00150] In some embodiments, the first, second and third compositions are selected from one of the following combinations: solid, liquid, liquid and liquid, liquid, liquid.

[00151] In one embodiment, the single compartment or plurality of sealed compartments contains a composition. The plurality of compartments may each contain the same or a different composition. The composition is selected from a liquid, solid or combination thereof.

[00152] In one embodiment, the composition may be selected from household care compositions such as the group of liquid light duty and liquid heavy duty liquid detergent compositions, powdered detergent compositions, dish detergent for hand washing and/or machine washing; hard surface cleaning compositions, fabric enhancers, detergent gels commonly used for laundry, and bleach and laundry additives, shampoos, and body washes.

Shaping, Sealing, and Thermoforming

[00153] As mentioned above, the film described herein is thermoformable. A thermoformable film is one that can be shaped through the application of heat and a force.

[00154] Thermoforming a film is the process of heating the film, shaping it (e.g. in a mold), and then allowing the film to cool, whereupon the film will hold its shape, e.g. the shape of the mold. The heat may be applied using any suitable means. For example, the film may be heated directly by passing it under a heating element or through hot air, prior to feeding it onto a surface or once on a surface. Alternatively, it may be heated indirectly, for example by heating the surface or applying a hot item onto the film. In some embodiments, the film is heated using an infrared light. The film may be heated to a temperature in a range of about 50 to about 150 °C, about 50 to about 120 °C, about 60 to about 130 °C, about 70 to about 120 °C, or about 60 to about 90 °C. Thermoforming can be performed by any one or more of the following processes: the manual draping of a thermally softened film over a mold, or the pressure induced shaping of a softened film to a mold (e.g., vacuum forming), or the automatic high-speed indexing of a freshly extruded sheet having an accurately known temperature into a forming and trimming station, or the automatic placement, plug and/or pneumatic stretching and pressuring forming of a film.

[00155] Alternatively, the film can be wetted by any suitable means, for example directly by spraying a wetting agent (including water, a solution of the film composition, a plasticizer for the film composition, or any combination of the foregoing) onto the film, prior to feeding it onto the surface or once on the surface, or indirectly by wetting the surface or by applying a wet item onto the film.

[00156] Once a film has been heated and/or wetted, it may be drawn into an appropriate mold, preferably using a vacuum. The filling of the molded film can be accomplished by utilizing any suitable means. In some embodiments, the most preferred method will depend on the product form and required speed of filling. In some embodiments, the molded film is filled by in-line filling techniques. The filled, open packets are then closed forming the pouches, using a second film, by any suitable method. This may be accomplished while in horizontal position and in continuous, constant motion. The closing may be accomplished by continuously feeding a second film, preferably water-soluble film, over and onto the open packets and then preferably sealing the first and second film together, typically in the area between the molds and thus between the packets.

[00157] Any suitable method of sealing the packet and/or the individual compartments thereof may be utilized. Non-limiting examples of such means include heat sealing, solvent welding, solvent or wet sealing, and combinations thereof. Typically, only the area which is to form the seal is treated with heat or solvent. The heat or solvent can be applied by any method, typically on the closing material, and typically only on the areas which are to form the seal. If solvent or wet sealing or welding is used, it may be preferred that heat is also applied. Preferred wet or solvent sealing/welding methods include selectively applying solvent onto the area between the molds, or on the closing material, by for example, spraying or printing this onto these areas, and then applying pressure onto these areas, to form the seal. Sealing rolls and belts as described above (optionally also providing heat) can be used, for example.

[00158] The formed pouches may then be cut by a cutting device. Cutting can be accomplished using any known method. It may be preferred that the cutting is also done in continuous manner, and preferably with constant speed and preferably while in horizontal position. The cutting device can, for example, be a sharp item, or a hot item, or a laser, whereby in the latter cases, the hot item or laser 'burns' through the film/ sealing area.

[00159] The different compartments of a multi-compartment pouches may be made together in a side-by-side style wherein the resulting, cojoined pouches may or may not be separated by cutting. Alternatively, the compartments can be made separately.

[00160] In some embodiments, pouches may be made according to a process comprising the steps of: a) forming a first compartment (as described above); b) forming a recess within some or all of the closed compartment formed in step (a), to generate a second molded compartment

superposed above the first compartment; c) filling and closing the second compartments by means of a third film; d) sealing the first, second and third films; and e) cutting the films to produce a multi-compartment pouch. The recess formed in step (b) may be achieved by applying a vacuum to the compartment prepared in step (a).

[00161] In some embodiments, second, and/or third compartment(s) can be made in a separate step and then combined with the first compartment as described in U.S. Patent Application Publication No. 2014/345064 A1 or U.S. Patent Application Publication No. 2009/312220 A1.

[00162] In some embodiments, pouches may be made according to a process comprising the steps of: a) forming a first compartment, optionally using heat and/or vacuum, using a first film on a first forming machine; b) filling the first compartment with a first composition; c) on a second forming machine, deforming a second film, optionally using heat and vacuum, to make a second and optionally third molded compartment; d) filling the second and optionally third compartments; e) sealing the second and optionally third compartment using a third film; f) placing the sealed second and optionally third compartments onto the first compartment; g) sealing the first, second and optionally third compartments; and h) cutting the films to produce a multi-compartment pouch.

[00163] The first and second forming machines may be selected based on their suitability to perform the above process. In some embodiments, the first forming machine is preferably a horizontal forming machine, and the second forming machine is preferably a rotary drum forming machine, preferably located above the first forming machine.

[00164] It should be understood that by the use of appropriate feed stations, it may be possible to manufacture multi-compartment pouches incorporating a number of different or distinctive compositions and/or different or distinctive liquid, gel or paste compositions.

[00165] In some embodiments, the film and/or pouch is sprayed or dusted with a suitable material, such as an active agent, a lubricant, an aversive agent, or mixtures thereof. In some embodiments, the film and/or pouch is printed upon, for example, with an ink and/or an active agent.

Pouch Contents

[00166] The present articles (e.g., in the form of pouches or packets) may contain various compositions, for example household care compositions and other composition for non-

household care composition, such as agricultural composition and water treatment compositions. A multi-compartment pouch may contain the same or different compositions in each separate compartment. The composition is proximal to the water-soluble film. The composition may be less than about 10 cm, or less than about 5 cm, or less than about 1cm from the film. Typically the composition is adjacent to the film or in contact with the film. The film may be in the form of a pouch or a compartment, containing the composition therein.

[00167] As described above, the film and pouch are particularly advantageous for packaging (e.g., in direct contact with) materials which have exchangeable hydrogen ions, for example compositions characterized by acid/base equilibria, such as amine-fatty acid equilibria and/or amine-anionic surfactant acid equilibria.

[00168] This feature of the disclosure may be utilized to keep compositions containing incompatible ingredients (e.g., bleach and enzymes) physically separated or partitioned from each other. It is believed that such partitioning may expand the useful life and/or decrease physical instability of such ingredients. Additionally or alternatively, such partitioning may provide aesthetic benefits as described in European Patent Application Number 09161692.0.

[00169] Non-limiting examples of useful compositions (e.g., household care compositions) include light duty and heavy duty liquid detergent compositions, hard surface cleaning compositions, detergent gels commonly used for laundry, bleach and laundry additives, fabric enhancer compositions (such as fabric softeners), shampoos, body washes, and other personal care compositions. Compositions of use in the present pouches may take the form of a liquid, solid or a powder. Liquid compositions may comprise a solid. Solids may include powder or agglomerates, such as micro-capsules, beads, noodles or one or more pearlized balls or mixtures thereof. Such a solid element may provide a technical benefit, through the wash or as a pre-treat, delayed or sequential release component; additionally or alternatively, it may provide an aesthetic effect.

[00170] The compositions encapsulated by the films described herein can have any suitable viscosity depending on factors such as formulated ingredients and purpose of the composition. In one embodiment, the composition has a high shear viscosity value, at a shear rate of 20s^{-1} and a temperature of 20°C , of 100 to 3,000 cP, alternatively 300 to 2,000 cP, alternatively 500 to 1,000 cP, and a low shear viscosity value, at a shear rate of 1 s^{-1} and a temperature of 20°C , of 500 to 100,000 cP, alternatively 1000 to 10,000 cP, alternatively 1,300

to 5,000 cP. Methods to measure viscosity are known in the art. According to the present invention viscosity measurements are carried out using a rotational rheometer e.g. TA instruments AR550. The instrument includes a 40mm 2° or 1° cone fixture with a gap of around 50-60µm for isotropic liquids, or a 40mm flat steel plate with a gap of 1000 µm for particles containing liquids. The measurement is carried out using a flow procedure that contains a conditioning step, a peak hold and a continuous ramp step. The conditioning step involves the setting of the measurement temperature at 20°C, a pre-shear of 10 seconds at a shear rate of 10s⁻¹, and an equilibration of 60 seconds at the selected temperature. The peak hold involves applying a shear rate of 0.05s⁻¹ at 20°C for 3min with sampling every 10s. The continuous ramp step is performed at a shear rate from 0.1 to 1200s⁻¹ for 3min at 20°C to obtain the full flow profile.

[00171] In pouches comprising laundry, laundry additive and/or fabric enhancer compositions, the compositions may comprise one or more of the following non-limiting list of ingredients: fabric care benefit agent; detergent enzyme; deposition aid; rheology modifier; builder; bleach; bleaching agent; bleach precursor; bleach booster; bleach catalyst; perfume and/or perfume microcapsules (see for example US 5,137,646); perfume loaded zeolite; starch encapsulated accord; polyglycerol esters; whitening agent; pearlescent agent; enzyme stabilizing systems; scavenging agents including fixing agents for anionic dyes, complexing agents for anionic surfactants, and mixtures thereof; optical brighteners or fluoescers; polymer including but not limited to soil release polymer and/or soil suspension polymer; dispersants; antifoam agents; non-aqueous solvent; fatty acid; suds suppressors, e.g., silicone suds suppressors (see: U.S. Publication No. 2003/0060390 A1, ¶ 65-77); cationic starches (see: US 2004/0204337 A1 and US 2007/0219111 A1); scum dispersants (see: US 2003/0126282 A1, ¶89 – 90); substantive dyes; hueing dyes (see: US 2014/0162929A1); colorants; opacifier; antioxidant; hydrotropes such as toluenesulfonates, cumenesulfonates and naphthalenesulfonates; color speckles; colored beads, spheres or extrudates; clay softening agents; anti-bacterial agents. Any one or more of these ingredients is further described in described in European Patent Application Number 09161692.0, U.S. Publication Number 2003/0139312A1 and U.S. Patent Application Number 61/229,981. Additionally or alternatively, the compositions may comprise surfactants, quaternary ammonium compounds, and/or solvent systems. Quaternary ammonium compounds may be present in fabric enhancer compositions, such as fabric softeners, and comprise

quaternary ammonium cations that are positively charged polyatomic ions of the structure NR_4^+ , where R is an alkyl group or an aryl group.

Surfactants

[00172] The detergent compositions can comprise from about 1% to 80% by weight of a surfactant. Surfactant is particularly preferred as a component of the first composition. Preferably, the first composition comprises from about 5% to 50% by weight of surfactant. The second and third compositions may comprise surfactant at levels of from 0.1 to 99.9%.

[00173] Detergent surfactants utilized can be of the anionic, nonionic, zwitterionic, ampholytic or cationic type or can comprise compatible mixtures of these types. More preferably surfactants are selected from the group consisting of anionic, nonionic, cationic surfactants and mixtures thereof. Preferably the compositions are substantially free of betaine surfactants. Detergent surfactants useful herein are described in U.S. Patents 3,664,961; 3,919,678; 4,222,905; and 4,239,659. Anionic and nonionic surfactants are preferred.

[00174] Useful anionic surfactants can themselves be of several different types. For example, water-soluble salts of the higher fatty acids, i.e., "soaps", are useful anionic surfactants in the compositions herein. This includes alkali metal soaps such as the sodium, potassium, ammonium, and alkyl ammonium salts of higher fatty acids containing from about 8 to about 24 carbon atoms, and preferably from about 12 to about 18 carbon atoms. Soaps can be made by direct saponification of fats and oils or by the neutralization of free fatty acids. Particularly useful are the sodium and potassium salts of the mixtures of fatty acids derived from coconut oil and tallow, i.e., sodium or potassium tallow and coconut soap.

[00175] Additional non-soap anionic surfactants which are suitable for use herein include the water-soluble salts, preferably the alkali metal, and ammonium salts, of organic sulfuric reaction products having in their molecular structure an alkyl group containing from about 10 to about 20 carbon atoms and a sulfonic acid or sulfuric acid ester group. (Included in the term "alkyl" is the alkyl portion of acyl groups.) Examples of this group of synthetic surfactants include: a) the sodium, potassium and ammonium alkyl sulfates, especially those obtained by sulfating the higher alcohols ($\text{C}_8\text{-C}_{18}$) such as those produced by reducing the glycerides of tallow or coconut oil; b) the sodium, potassium and ammonium alkyl polyethoxylate sulfates, particularly those in which the alkyl group contains from 10 to 22, preferably from 12 to 18 carbon atoms, and wherein the polyethoxylate chain contains from 1 to 15, preferably 1 to 6 ethoxylate moieties;

and c) the sodium and potassium alkylbenzene sulfonates in which the alkyl group contains from about 9 to about 15 carbon atoms, in straight chain or branched chain configuration, e.g., those of the type described in U.S. Patents 2,220,099 and 2,477,383. Especially valuable are linear straight chain alkylbenzene sulfonates in which the average number of carbon atoms in the alkyl group is from about 11 to 13, abbreviated as C₁₁-C₁₃ LAS.

[00176] Preferred nonionic surfactants are those of the formula R₁(OC₂H₄)_nOH, wherein R₁ is a C₁₀-C₁₆ alkyl group or a C₈-C₁₂ alkyl phenyl group, and n is from 3 to about 80. Particularly preferred are condensation products of C₁₂-C₁₅ alcohols with from about 5 to about 20 moles of ethylene oxide per mole of alcohol, e.g., C₁₂-C₁₃ alcohol condensed with about 6.5 moles of ethylene oxide per mole of alcohol.

[0100] Solvent System

[00177] The solvent system in the present compositions can be a solvent system containing water alone or mixtures of organic solvents with water. Preferred organic solvents include 1,2-propanediol, ethanol, glycerol, dipropylene glycol, 2-methyl-1,3-propanediol and mixtures thereof. Other lower alcohols, C₁-C₄ alkanolamines such as monoethanolamine and triethanolamine, can also be used. Solvent systems can be absent, for example from anhydrous solid embodiments of the disclosure, but more typically are present at levels in the range of from about 0.1% to about 98%, preferably at least about 1% to about 50%, more usually from about 5% to about 25%. Typically, the present compositions, particularly when in liquid form, comprise less than 50% water, preferably from about 0.1% to about 20% water, or more preferably from about 0.5% to about 15%, or from about 5% to about 12%, by weight of the composition, of water.

[00178] The compositions herein can generally be prepared by mixing the ingredients together. If a pearlescent material is used it should be added in the late stages of mixing. If a rheology modifier is used, it is preferred to first form a pre-mix within which the rheology modifier is dispersed in a portion of the water and optionally other ingredients eventually used to comprise the compositions. This pre-mix is formed in such a way that it forms a structured liquid. To this structured pre-mix can then be added, while the pre-mix is under agitation, the surfactant(s) and essential laundry adjunct materials, along with water and whatever optional detergent composition adjuncts are to be used.

[00179] The pH of the useful compositions may be from about 2 to about 12, about 4 to about 12, about 5.5 to about 9.5, about 6 to about 8.5, or about 6.5 to about 8.2. Laundry detergent compositions may have a pH of about 6 to about 10, about 6.5 to about 8.5, about 7 to about 7.5, or about 8 to about 10. Auto-dishwashing compositions may have a pH of about 8 to about 12. Laundry detergent additive compositions may have a pH of about 4 to about 8. Fabric enhancers may have a pH of from about 2 or 4 to about 8, or from about 2 to about 4, or from about 2.5 to about 3.5, or from about 2.7 to about 3.3.

[00180] The pH of the detergent is defined as the pH of an aqueous 10% (weight/volume) solution of the detergent at $20 \pm 2^\circ\text{C}$; for solids and powdered detergent this is defined as the pH of an aqueous 1% (weight/volume) solution of the detergent at $20 \pm 2^\circ\text{C}$. Any meter capable of measuring pH to ± 0.01 pH units is suitable. Orion meters (Thermo Scientific, Clintonpark – Keppekouter, Ninovesteenweg 198, 9320 Erembodegem – Aalst, Belgium) or equivalent are acceptable instruments. The pH meter should be equipped with a suitable glass electrode with calomel or silver/silver chloride reference. An example includes Mettler DB 115. The electrode shall be stored in the manufacturer's recommended electrolyte solution.

[00181] The 10% aqueous solution of the detergent is prepared according to the following procedure. A sample of 10 ± 0.05 grams is weighted with a balance capable of accurately measuring to ± 0.02 grams. The sample is transferred to a 100 mL volumetric flask, diluted to volume with purified water (deionized and/or distilled water are suitable as long as the conductivity of the water is $< 5\mu\text{S/cm}$), and thoroughly mixed. About 50 mL of the resulting solution is poured into a beaker, the temperature is adjusted to $20 \pm 2^\circ\text{C}$ and the pH is measured according to the standard procedure of the pH meter manufacturer (it is critical to follow the manufacturer's instructions to also set up and calibrate the pH assembly).

[00182] For solid and powdered detergents, the 1% aqueous solution of the detergent is prepared according to the following procedure. A sample of 10 ± 0.05 grams is weighted with a balance capable of accurately measuring to ± 0.02 grams. The sample is transferred to a volumetric flask of 1000 mL, diluted to volume with purified water (deionized and/or distilled water are suitable as long as the conductivity of the water is $< 5\mu\text{S/cm}$), and thoroughly mixed. About 50 mL of the resulting solution is poured into a beaker, the temperature is adjusted to $20 \pm 2^\circ\text{C}$ and the pH is measured according to the standard procedure of the pH meter manufacturer.

(it is critical to follow the manufacturer's instructions to also set up and calibrate the pH assembly).

Bleaches

[00183] Inorganic and organic bleaches are suitable cleaning actives for use herein. Inorganic bleaches include perhydrate salts such as perborate, percarbonate, perphosphate, persulfate and persilicate salts. The inorganic perhydrate salts are normally the alkali metal salts. The inorganic perhydrate salt may be included as the crystalline solid without additional protection. Alternatively, the salt can be coated as is known in the art.

[00184] Alkali metal percarbonates, particularly sodium percarbonate are preferred perhydrates for use in the detergent composition described herein. The percarbonate is most preferably incorporated into the products in a coated form which provides in-product stability. A suitable coating material providing in product stability comprises mixed salt of a water-soluble alkali metal sulphate and carbonate. Such coatings together with coating processes have previously been described in GB1,466,799, and U.S. Pat. Nos. 3,975,280; 4,075,116; and 5,340,496, each incorporated herein by reference. The weight ratio of the mixed salt coating material to percarbonate lies in the range from 1:99 to 1:9, and preferably from 1:49 to 1:19. Preferably, the mixed salt is of sodium sulphate and sodium carbonate which has the general formula $\text{Na}_2\text{SO}_4 \cdot n \cdot \text{Na}_2\text{CO}_3$ wherein n is from 0.1 to 3, preferably from 0.3 to 1.0, and more preferably from 0.2 to 0.5. Another suitable coating material providing in product stability comprises sodium silicate of SiO_2 : Na_2O ratio from 1.8:1 to 3.0:1, preferably 1.8:1 to 2.4:1, and/or sodium metasilicate, preferably applied at a level of from 2% to 10%, (normally from 3% to 5%) of SiO_2 by weight of the inorganic perhydrate salt, such as potassium peroxymonopersulfate. Other coatings which contain magnesium silicate, silicate and borate salts, silicate and boric acids, waxes, oils, and fatty soaps can also be used advantageously

[00185] Organic bleaches can include organic peroxyacids including diacyl and tetraacylperoxides, especially diperoxydodecanedioic acid, diperoxytetradecanedioic acid, and diperoxyhexadecanedioic acid. Dibenzoyl peroxide is a preferred organic peroxyacid herein. The diacyl peroxide, especially dibenzoyl peroxide, preferably can be present in the form of particles having a weight average diameter of from about 0.1 to about 100 microns, preferably from about 0.5 to about 30 microns, more preferably from about 1 to about 10 microns. Preferably, at least about 25% to 100%, more preferably at least about 50%, even more

preferably at least about 75%, most preferably at least about 90%, of the particles are smaller than 10 microns, preferably smaller than 6 microns.

[00186] Other organic bleaches include the peroxy acids, particular examples being the alkylperoxy acids and the arylperoxy acids. Preferred representatives are: (a) peroxybenzoic acid and its ring-substituted derivatives, such as alkylperoxybenzoic acids, but also peroxy- α -naphthoic acid and magnesium monopero-phthalate; (b) the aliphatic or substituted aliphatic peroxy acids, such as peroxy lauric acid, peroxy stearic acid, ϵ -phthalimidoperoxy caproic acid [phthaliminoperoxyhexanoic acid (PAP)], *o*-carboxybenzamidoperoxy caproic acid, *N*-nonenylamidoperoadipic acid and *N*-nonenylamidopersuccinates; and (c) aliphatic and araliphatic peroxydicarboxylic acids, such as 1,12-diperoxy carboxylic acid, 1,9-diperoxy azelaic acid, diperoxy sebacic acid, diperoxy brassylic acid, the diperoxy phthalic acids, 2-decyldiperoxybutane-1,4-dioic acid, *N,N*-terephthaloyldi(6-aminopercaproic acid)

[00187] Bleach activators can include organic peracid precursors that enhance the bleaching action in the course of cleaning at temperatures of 60 °C and below. Bleach activators suitable for use herein include compounds which, under perhydrolysis conditions, give aliphatic peroxy carboxylic acids having preferably from 1 to 10 carbon atoms, in particular from 2 to 4 carbon atoms, and/or optionally substituted perbenzoic acid. Suitable substances bear *O*-acyl and/or *N*-acyl groups of the number of carbon atoms specified and/or optionally substituted benzoyl groups. Preference is given to polyacylated alkylenediamines, in particular tetraacetylene diamine (TAED), acylated triazine derivatives, in particular 1,5-diacetyl-2,4-dioxohexahydro-1,3,5-triazine (DADHT), acylated glycolurils, in particular tetraacetyl glycoluril (TAGU), *N*-acylimides, in particular *N*-nonanoylsuccinimide (NOSI), acylated phenolsulfonates, in particular *n*-nonanoyl- or isononanoyloxybenzenesulfonate (*n*- or iso-NOBS), carboxylic anhydrides, in particular phthalic anhydride, acylated polyhydric alcohols, in particular triacetin, ethylene glycol diacetate and 2,5-diacetoxy-2,5-dihydrofuran and also triethylacetyl citrate (TEAC).

[00188] Bleach catalysts preferred for use in the detergent composition herein include the manganese triazacyclononane and related complexes (US-4,246,612, US-A-5,227,084); Co, Cu, Mn and Fe bispyridylamine and related complexes (US-5,114,611); and pentamine acetate cobalt(III) and related complexes (US-4,810,410). A complete description of bleach catalysts

suitable for use herein can be found in U.S. Pat. No. 6,599,871, incorporated herein by reference.

Dishwashing Agents

[00189] A preferred surfactant for use in automatic dishwashing detergents is low foaming by itself or in combination with other components (e.g. suds suppressers). Preferred for use herein are low and high cloud point nonionic surfactants and mixtures thereof including nonionic alkoxyated surfactants (especially ethoxylates derived from C6-C18 primary alcohols), ethoxylated-propoxylated alcohols (e.g., Olin Corporation's Poly-Tergent® SLF18), epoxy-capped poly(oxyalkylated) alcohols (e.g., Olin Corporation's Poly-Tergent ® SLF18B - see WO-A-94/22800), ether-capped poly(oxyalkylated) alcohol surfactants, and block polyoxyethylene-polyoxypropylene polymeric compounds such as Pluronic®, Reversed Pluronic®, and Tetronic® by the BASF-Wyandotte Corp., Wyandotte, Michigan; amphoteric surfactants such as the C12-C20 alkyl amine oxides (preferred amine oxides for use herein include lauryldimethyl amine oxide and hexadecyl dimethyl amine oxide), and alkyl amphocarboxylic surfactants such as Miranol™ C2M; and zwitterionic surfactants such as the betaines and sultaines; and mixtures thereof. Surfactants suitable for use herein are disclosed, for example, in US-A-3,929,678 , US-A- 4,259,217, EP-A-0414 549, WO-A-93/08876 and WO-A-93/08874. Surfactants can be present at a level of from about 0.2% to about 30% by weight, more preferably from about 0.5% to about 10% by weight, most preferably from about 1% to about 5% by weight of a detergent composition.

Other Compositions and Additives

[00190] Builders suitable for use in the detergent composition described herein include water-soluble builders, including citrates, carbonates, silicate and polyphosphates, e.g. sodium tripolyphosphate and sodium tripolyphosphate hexahydrate, potassium tripolyphosphate and mixed sodium and potassium tripolyphosphate salts.

[00191] Enzymes suitable for use in the detergent composition described herein include bacterial and fungal cellulases including CAREZYME and CELLUZYME (Novo Nordisk A/S); peroxidases; lipases including AMANO-P (Amano Pharmaceutical Co.), M1 LIPASE and LIPOMAX (Gist-Brocades) and LIPOLASE and LIPOLASE ULTRA (Novo); cutinases; proteases including ESPERASE, ALCALASE, DURAZYM and SAVINASE (Novo) and

MAXATASE, MAXACAL, PROPERASE and MAXAPEM (Gist-Brocades); α and β amylases including PURAFECT OX AM (Genencor) and TERMAMYL, BAN, FUNGAMYL, DURAMYL, and NATALASE (Novo); pectinases; and mixtures thereof. Enzymes can be added herein as prills, granulates, or cogramulates at levels typically in the range from about 0.0001% to about 2% pure enzyme by weight of the cleaning composition.

[00192] Suds suppressers suitable for use in the detergent composition described herein include nonionic surfactants having a low cloud point. "Cloud point" as used herein, is a well-known property of nonionic surfactants which is the result of the surfactant becoming less soluble with increasing temperature, the temperature at which the appearance of a second phase is observable is referred to as the "cloud point." As used herein, a "low cloud point" nonionic surfactant is defined as a nonionic surfactant system ingredient having a cloud point of less than 30 °C, preferably less than about 20 °C, and even more preferably less than about 10 °C, and most preferably less than about 7.5 °C. Low cloud point nonionic surfactants can include nonionic alkoxyated surfactants, especially ethoxylates derived from primary alcohol, and polyoxypropylene/polyoxyethylene/polyoxypropylene (PO/EO/PO) reverse block polymers. Also, such low cloud point nonionic surfactants can include, for example, ethoxylated-propoxylated alcohol (e.g., BASF POLY-TERGENT SLF18) and epoxy-capped poly(oxyalkylated) alcohols (e.g., BASF POLY-TERGENT SLF18B series of nonionics, as described, for example, in US-A-5,576,281).

[00193] Other suitable components for use in the detergent composition described herein include cleaning polymers having anti-redeposition, soil release or other detergency properties. Anti-redeposition polymers for use herein include acrylic acid containing polymers such as SOKALAN PA30, PA20, PA15, PA10 and SOKALAN CP10 (BASF GmbH), ACUSOL 45N, 480N, 460N (Rohm and Haas), acrylic acid/maleic acid copolymers such as SOKALAN CP5, and acrylic/methacrylic copolymers. Other suitable polymers include amine-based polymers such as alkoxyated polyalkyleneimines (e.g., PEI600 EO20 and/or ethoxysulfated hexamethylene diamine dimethyl quats), which, optionally, may be quaternized. Soil release polymers for use herein include alkyl and hydroxyalkyl celluloses (US-A-4,000,093), polyoxyethylenes, polyoxypropylenes and copolymers thereof, and nonionic and anionic polymers based on terephthalate esters of ethylene glycol, propylene glycol and mixtures thereof.

[00194] Heavy metal sequestrants and crystal growth inhibitors are also suitable for use in the detergent, for example diethylenetriamine penta(methylene phosphonate), ethylenediamine tetra(methylene phosphonate) hexamethylenediamine tetra(methylene phosphonate), ethylene diphosphonate, hydroxy-ethylene-1,1-diphosphonate, nitrilotriacetate, ethylenediaminetetracetate, ethylenediamine-N,N'-disuccinate in their salt and free acid forms.

[00195] Suitable for use in the detergent composition described herein is also a corrosion inhibitor, for example organic silver coating agents (especially paraffins such as WINOG 70 sold by Wintershall, Salzbergen, Germany), nitrogen-containing corrosion inhibitor compounds (for example benzotriazole and benzimidazole - see GB-A-1137741) and Mn(II) compounds, particularly Mn(II) salts of organic ligands.

[00196] Other suitable components for use in the detergent composition herein include enzyme stabilizers, for example calcium ion, boric acid and propylene glycol.

[00197] Suitable rinse additives are known in the art. Commercial rinse aids for dishwashing typically are mixtures of low-foaming fatty alcohol polyethylene/polypropylene glycol ethers, solubilizers (for example cumene sulfonate), organic acids (for example citric acid) and solvents (for example ethanol). The function of such rinse aids is to influence the interfacial tension of the water in such a way that it is able to drain from the rinsed surfaces in the form of a thin coherent film, so that no water droplets, streaks, or films are left after the subsequent drying process. European Patent 0 197 434 B1 describes rinse aids which contain mixed ethers as surfactants. Rinse additives such as fabric softeners and the like are also contemplated and suitable for encapsulation in a film according to the disclosure herein.

Methods of Use

[00198] The films and articles described herein, as well as compositions contained therein, may be used to treat a substrate, e.g., fabric or a hard surface, for example by contacting the substrate with the film, article, and/or composition contained therein. The contacting step may occur manually or in an automatic machine, e.g., an automatic (top or front-loading) laundry machine or an automatic dishwashing machine. The contacting step may occur in the presence of water, which may be at a temperature up to about 80°C, or up to about 60°C, or up to about 40°C, or up to about 30°C, or up to about 20°C, or up to about 15°C, or up to about 10°C, or up to about 5°C. As noted above, the present films and articles made therefrom are particularly suited for cold water dissolution and therefore provide benefits in cold-water washes (e.g., from

about 1°C to about 30°C, or from about 5°C to about 20°C). The contacting step may be followed by a multi-rinse cycle or even by a single rinse cycle; because the film has good dissolution properties, less water is required to dissolve the film and/or release the contents contained therein.

[00199] Examples of particularly contemplated aspects (A1, A2, etc.) of the films and methods described herein are provided below.

[00200] A1. A film comprising a blend of at least two different polyvinyl alcohol (PVOH) polymers, comprising (a) from 10% to 50% by weight of the blend of at least two different polyvinyl alcohol polymers of a first polyvinyl alcohol polymer comprising at least two monomers, the first monomer comprising a maleic acid derived monomer unit, a second monomer comprising a vinyl alcohol monomer unit, and optionally third monomer comprising a vinyl acetate monomer unit, the amount of maleic acid derived monomer unit is between 3 mol% and 6 mol% of the first polyvinyl alcohol polymer; and (b) from 50% to 90% by weight of the blend of at least two different polyvinyl alcohol polymers of a second polyvinyl alcohol polymer consisting of vinyl alcohol monomer units and (optionally) vinyl acetate monomer units.

[00201] A2. The film of A1 wherein the viscosity of the second polyvinyl alcohol polymer is about 3.0 to about 40.0 cP, or 7.0 to about 35.0 cP, or about 10.0 to about 30.0 cP, or 13, 14, 15, 16, 17, 18, 19, 20, 21, 22, 23, 24, 25, 26, 27, 28, 29, 30, 31, 32, 33, 34, 35, 36, 37, 38, 39, 40 cP.

[00202] A3. The film of A1 or A2 wherein the DH of the second polyvinyl alcohol polymer is in a range of about 60% to about 99%, or about 80% to about 98%, or about 83% to about 95%, or about 84% to about 90%, or about 85% to about 92%.

[00203] A4. The film of any one of A1 to A3 wherein the first polyvinyl alcohol polymer comprises maleic acid derived monomer unit from about 3 mol% to about 5 mol%, from about 3.5mol.% to about 4.5mol.%, or from about 4 mol.% to about 4.5mol.%.

[00204] A5. The film of any one of A1 to A4 wherein the first polyvinyl alcohol polymer has a viscosity between about 10 cP to about 30 cP, from about 12 cP to about 25 cP, from about 14 cP to about 20 cP, from about 15 and about 20 cP, or between 15 and about 18 cP.

[00205] A6. The film of any one of A1 to A5 wherein the blend of at least two different polyvinyl alcohol polymers has a blend viscosity of about 10.0 to about 25.0 cP, or about 12.0 to about 20.0 cP, or about 13.0 to about 16.0 cP, or about 14.0 to about 15.5 cP.

[00206] A7. The film of any one of A1 to A6 wherein the first polyvinyl alcohol polymer comprises a first viscosity (μ_1) between about 10 cP to about 30 cP and the second polyvinyl alcohol polymer comprises a second viscosity (μ_2) of about 40 cP or less.

[00207] A8. The film of A7 wherein $|\mu_2 - \mu_1|$ is in a range from about 0 cP to about 10 cP, preferably about 0 cP to about 5 cP.

[00208] A9. The film of any one of A1 to A8 wherein the second polyvinyl alcohol polymer comprises at least two different polyvinyl alcohol homopolymers.

[00209] A10. The film of any one of A1 to A9 wherein the film comprises a thickness of about 50 to 80 μm .

[00210] A11. The film of any one of A1 to A10 wherein the water-soluble film further comprises one or more components selected from the group consisting of plasticizers, plasticizer compatibilizers, lubricants, release agents, fillers, extenders, cross-linking agents, antiblocking agents, antioxidants, detackifying agents, antifoams, nanoparticles, bleaching agents, surfactants, and combinations thereof.

[00211] A12. A packet made from one or more films of any one of A1 to A11.

[00212] A13. A method of making a water soluble film comprising the steps of:

(a) admixing a blend of at least two different polyvinyl alcohol (PVOH) polymers in a solvent, the blend comprising:

(i) from 10% to 50% by weight of the blend of at least two different polyvinyl alcohol polymers of a first polyvinyl alcohol polymer comprising at least two monomers, the first monomer comprising a maleic acid derived monomer unit, a second monomer comprising a vinyl alcohol monomer unit, and optionally third monomer comprising a vinyl acetate monomer unit, the amount of maleic acid derived monomer unit is between 3 mol% and 6 mol% of the first polyvinyl alcohol polymer; and (b) from 50% to 90% by weight of the blend of at least two different polyvinyl alcohol polymers of a second polyvinyl alcohol polymer consisting of vinyl alcohol monomer units and (optionally) vinyl acetate monomer units,

to form a casting solution

(b) metering the casting solution onto a surface,

(c) allowing the casting solution to substantially dry to form a cast film, and

(d) removing the resulting cast film from the casting surface.

[00213] A14. The method of A13 where in the casting solution further comprises one or more components selected from the group consisting of plasticizers, plasticizer compatibilizers, lubricants, release agents, fillers, extenders, cross-linking agents, antiblocking agents, antioxidants, detackifying agents, antifoams, nanoparticles, bleaching agents, surfactants, and combinations thereof.

EXAMPLES

[00214] The following examples are provided for illustration and are not intended to limit the scope of the invention.

[00215] In the following examples, the PVOH resins blends have the properties described in Table 2 below. The films included (i) their respective PVOH resin blends (100 weight parts), (ii) glycerin plasticizer (15.6 phr), (iii) sorbitol plasticizer (9.2 phr), (iv) dipropylene glycol plasticizer (9.2 phr), (v) surfactants and other process aids (about 5-7 phr), and (vii) residual water.

Table 2

Film	μm	Maleic acid derived monomer PVOH*	Poval 13-88	Poval 18-88	Plasticizer type (PHR)	DC Residue Avg. (%)	DC Residue StDev. (%)	LLD Immersed (7 days, 38°C) DC Residue Avg. (%)	LLD Immersed (7 days, 38°C) DC Residue StDev. (%)
A1	76	70	30		G,S,DPG @ 34	17.92	1.12	11.17	7.88
A2	76	50	50		G,S,DPG @ 34	31.32	1.77	36.7	1.07
A3	76	30	70		G,S,DPG @ 34	42.56	1.25	46.99	3.81
B1	76	70		30	G,S,DPG @ 34	29.74	0.44	14.19	3.68
B2	76	50		50	G,S,DPG @ 34	43.56	1.94	38.49	9.3

B3	76	30		70	G,S,DPG @ 34	52.08	2.4	53.47	2.71
----	----	----	--	----	--------------	-------	-----	-------	------

* According to paragraph [0046] as the sodium salt thereof

G = glycerine,

S = sorbitol

DPG = dipropylene glycol

Table 3

Film	µm	Maleic acid derived monomer PVOH*	Poval 13-88	Poval 18-88	Plasticizer type (PHR)	TS Avg. (Mpa)	TS StDev. (Mpa)	LLD Immersed (7 days,38°C) TS Avg. (Mpa)	LLD Immersed (7 days,38°C) TS StDev. (Mpa)
A1	76	70	30		G,S,DPG @ 34	36.6	0.3	31.8	4.4
A2	76	50	50		G,S,DPG @ 34	36.1	0.5	31.7	3.5
A3	76	30	70		G,S,DPG @ 34	34.3	1.1	30.8	1.4
B1	76	70		30	G,S,DPG @ 34	37.1	1.1	33.8	4
B2	76	50		50	G,S,DPG @ 34	36.8	1.1	35.6	1.8
B3	76	30		70	G,S,DPG @ 34	35.8	0.7	33.4	3.4

* According to paragraph [0046] as the sodium salt thereof

As can be seen above, there is a trend towards having increased levels of a maleic acid derived monomer containing PVOH in the PVOH resin blend with lower DC residue numbers being favorable and with higher TS numbers being favorable. However, not all properties of the film improve with increased levels of a maleic acid derived monomer containing PVOH in the PVOH resin blend.

As shown in Figure 1, it has been found there is a trend for an increase of pouch strength of the PVOH resin blends of A1-A3 and B1-B3 as the amount of maleic acid derived monomer is reduced in the PVOH resin blend. As such, since the solubility of films with the same PVOH resin blends increase as the amount of maleic acid modified PVOH is increased in the blend, a

balance of desired physical properties is optimized to arrive at the desired solubility (DC residue) and durability (pouch strength).

[00216] The foregoing description is given for clearness of understanding only, and no unnecessary limitations should be understood therefrom, as modifications within the scope of the invention may be apparent to those having ordinary skill in the art.

[00217] Throughout this specification and the claims which follow, unless the context requires otherwise, the word “comprise” and variations such as “comprises” and “comprising” will be understood to imply the inclusion of a stated integer or step or group of integers or steps but not the exclusion of any other integer or step or group of integers or steps.

[00218] Throughout the specification, where compositions are described as including components or materials, it is contemplated that the compositions can also consist essentially of, or consist of, any combination of the recited components or materials, unless described otherwise. Likewise, where methods are described as including particular steps, it is contemplated that the methods can also consist essentially of, or consist of, any combination of the recited steps, unless described otherwise. The invention illustratively disclosed herein suitably may be practiced in the absence of any element or step which is not specifically disclosed herein.

[00219] The practice of a method disclosed herein, and individual steps thereof, can be performed manually and/or with the aid of or automation provided by electronic equipment. Although processes have been described with reference to particular embodiments, a person of ordinary skill in the art will readily appreciate that other ways of performing the acts associated with the methods may be used. For example, the order of various of the steps may be changed without departing from the scope or spirit of the method, unless described otherwise. In addition, some of the individual steps can be combined, omitted, or further subdivided into additional steps.

[00220] All patents, publications and references cited herein are hereby fully incorporated by reference. In case of conflict between the present disclosure and incorporated patents, publications and references, the present disclosure should control.

What is claimed is:

1. A film comprising a blend of at least two different polyvinyl alcohol (PVOH) polymers, comprising
 - a. from 10% to 50% by weight of the blend of at least two different polyvinyl alcohol polymers of a first polyvinyl alcohol polymer comprising at least two monomers, the first monomer comprising a maleic acid derived monomer unit, a second monomer comprising a vinyl alcohol monomer unit, and optionally third monomer comprising a vinyl acetate monomer unit, the amount of maleic acid derived monomer unit is between 3 mol% and 6 mol% of the first polyvinyl alcohol polymer.
 - b. from 50% to 90% by weight of the blend of at least two different polyvinyl alcohol polymers of a second polyvinyl alcohol polymer consisting of vinyl alcohol monomer units and (optionally) vinyl acetate monomer units.
2. The film of claim 1 wherein the viscosity of the second polyvinyl alcohol polymer is about 3.0 to about 40.0 cP, or 7.0 to about 35.0 cP, or about 10.0 to about 30.0 cP, or 13, 14, 15, 16, 17, 18, 19, 20, 21, 22, 23, 24, 25, 26, 27, 28, 29, 30, 31, 32, 33, 34, 35, 36, 37, 38, 39, 40 cP.
3. The film of any one of claims 1-2 wherein the DH of the second polyvinyl alcohol polymer is in a range of about 60% to about 99%, or about 80% to about 98%, or about 83% to about 95%, or about 84% to about 90%, or about 85% to about 92%.
4. The film of any one of claims 1-3 wherein the first polyvinyl alcohol polymer comprises maleic acid derived monomer unit from about 3 mol% to about 5 mol%, from about 3.5mol.% to about 4.5mol.%, or from about 4 mol.% to about 4.5mol.%.
5. The film of any one of claims 1-4 wherein the first polyvinyl alcohol polymer has a viscosity between about 10 cP to about 30 cP, from about 12 cP to about 25 cP, from about 14 cP to about 20 cP, from about 15 and about 20 cP, or between 15 and about 18 cP.

6. The film of any one of claims 1-5 wherein the blend of at least two different polyvinyl alcohol polymers has a blend viscosity of about 10.0 to about 25.0 cP, or about 12.0 to about 20.0 cP, or about 13.0 to about 16.0 cP, or about 14.0 to about 15.5 cP.
7. The film of any one of claims 1-6 wherein the first polyvinyl alcohol polymer comprises a first viscosity (μ_1) between about 10 cP to about 30 cP and the second polyvinyl alcohol polymer comprises a second viscosity (μ_2) of about 40 cP or less.
8. The film of claim 7 wherein $|\mu_2 - \mu_1|$ is in a range from about 0 cP to about 10 cP, preferably about 0 cP to about 5 cP.
9. The film of any one of claims 1-8 wherein the second polyvinyl alcohol polymer comprises at least two different polyvinyl alcohol homopolymers.
10. The film of any one of claims 1-9 wherein the film comprises a thickness of about 50 to 80 μm .
11. The film of any one of claims 1-10 wherein the water-soluble film further comprises one or more components selected from the group consisting of plasticizers, plasticizer compatibilizers, lubricants, release agents, fillers, extenders, cross-linking agents, antiblocking agents, antioxidants, detackifying agents, antifoams, nanoparticles, bleaching agents, surfactants, and combinations thereof.
12. A packet made from one or more films of any one of claims 1-11.
13. A method of making a water soluble film comprising the steps of:
 - a. admixing a blend of at least two different polyvinyl alcohol (PVOH) polymers in a solvent, the blend comprising:
 - i. from 10% to 50% by weight of the blend of at least two different polyvinyl alcohol polymers of a first polyvinyl alcohol polymer comprising at least two monomers, the first monomer comprising a

maleic acid derived monomer unit, a second monomer comprising a vinyl alcohol monomer unit, and optionally third monomer comprising a vinyl acetate monomer unit, the amount of maleic acid derived monomer unit is between 3 mol% and 6 mol% of the first polyvinyl alcohol polymer; and

- ii. from 50% to 90% by weight of the blend of at least two different polyvinyl alcohol polymers of a second polyvinyl alcohol polymer consisting of vinyl alcohol monomer units and (optionally) vinyl acetate monomer units

to form a casting solution

- b. metering the casting solution onto a surface,
- c. allowing the casting solution to substantially dry to form a cast film, and
- d. removing the resulting cast film from the casting surface.

14. The method of claim 13 where in the casting solution further comprises one or more components selected from the group consisting of plasticizers, plasticizer compatibilizers, lubricants, release agents, fillers, extenders, cross-linking agents, antiblocking agents, antioxidants, detackifying agents, antifoams, nanoparticles, bleaching agents, surfactants, and combinations thereof.

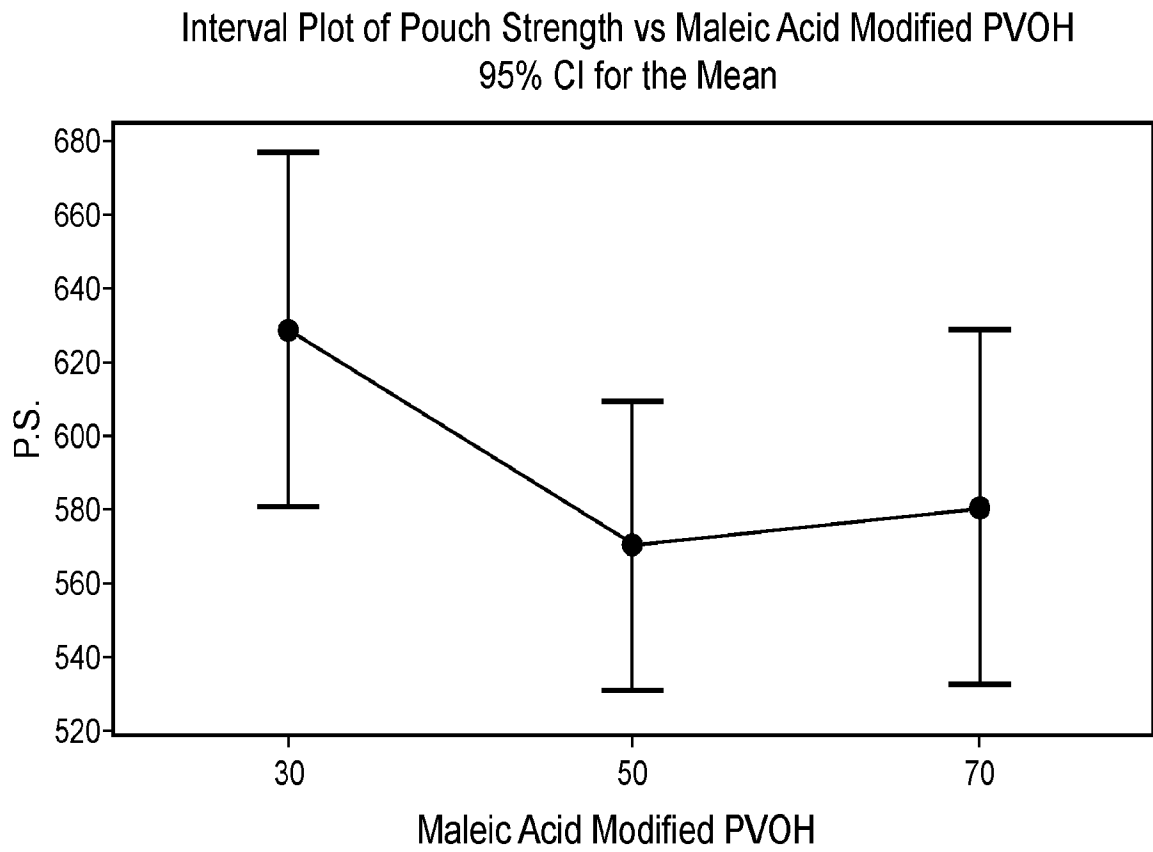


FIG. 1

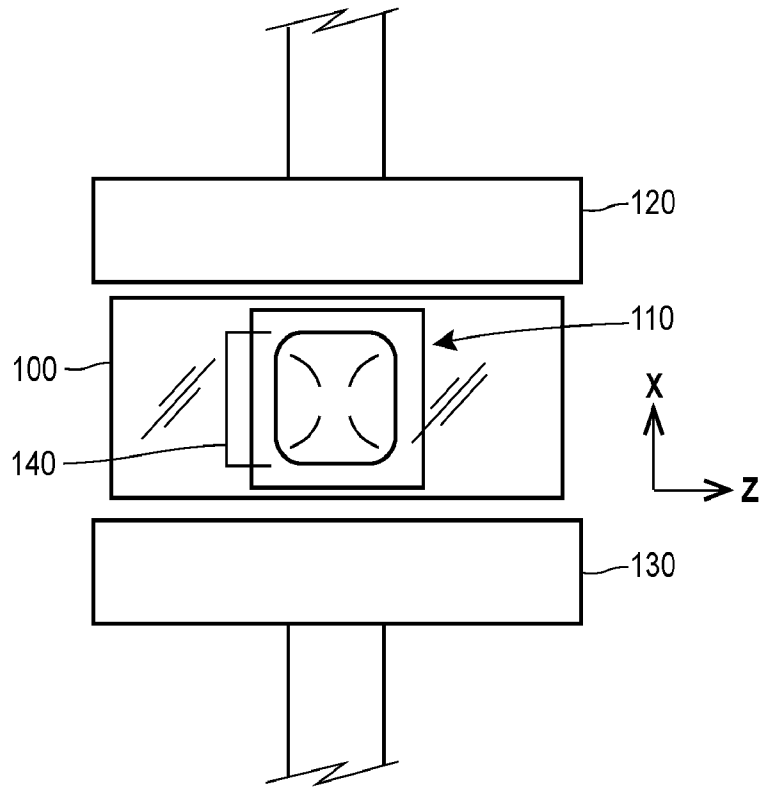


FIG. 2

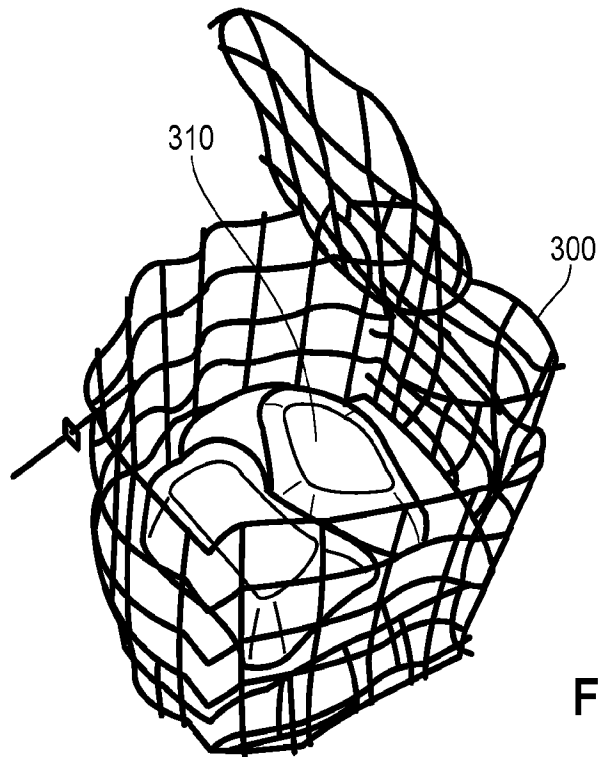


FIG. 3

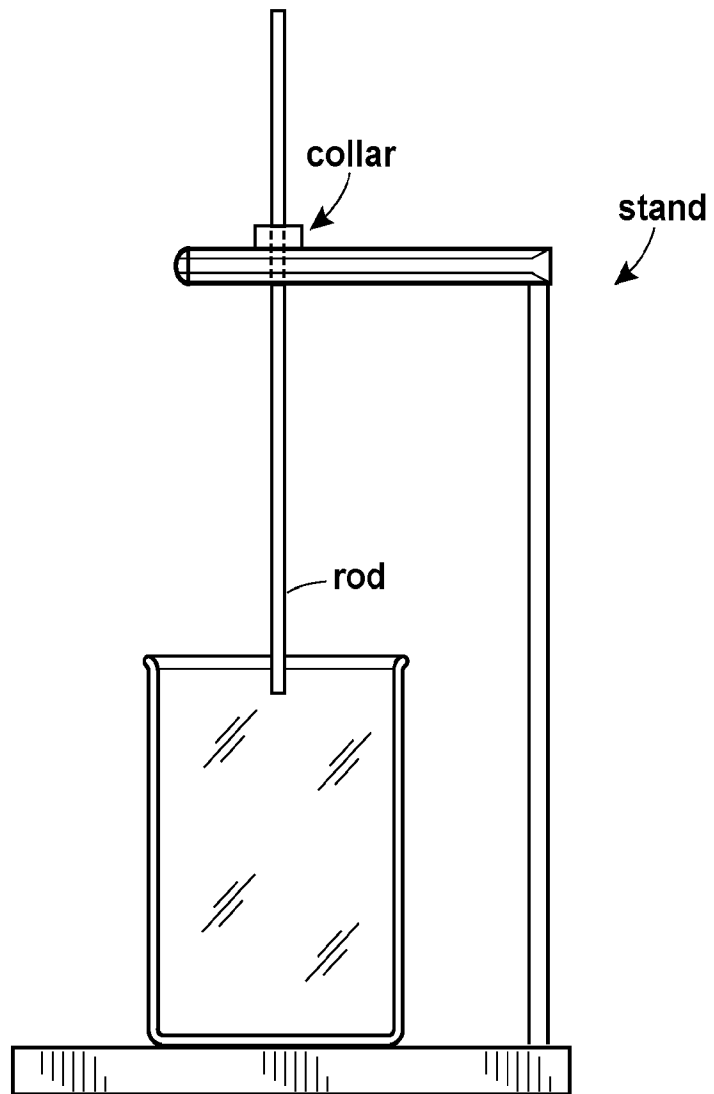


FIG. 4

INTERNATIONAL SEARCH REPORT

International application No
PCT/US2017/027433

A. CLASSIFICATION OF SUBJECT MATTER
INV. C08J5/18 C08L29/00 B65D65/46 C11D17/04
ADD.
According to International Patent Classification (IPC) or to both national classification and IPC

B. FIELDS SEARCHED
Minimum documentation searched (classification system followed by classification symbols)
C08J C08L B65D C11D
Documentation searched other than minimum documentation to the extent that such documents are included in the fields searched

Electronic data base consulted during the international search (name of data base and, where practicable, search terms used)
EPO-Internal, WPI Data

C. DOCUMENTS CONSIDERED TO BE RELEVANT		
Category*	Citation of document, with indication, where appropriate, of the relevant passages	Relevant to claim No.
X A	JP 2000 169896 A (KAO CORP) 20 June 2000 (2000-06-20) paragraphs [0002], [0005] - [0011] paragraph [0029] paragraphs [0036] - [0048], [0050]; examples 1-6	1-4, 10-12 5-9
Y	JP 4 095595 B2 (DENKI KAGAKU KOGYO KK) 4 June 2008 (2008-06-04) paragraphs [0004], [0006] paragraphs [0014] - [0016], [0020] paragraphs [0022] - [0029]; example 1 claims 1-3	1-14
	----- -/--	

Further documents are listed in the continuation of Box C.

See patent family annex.

* Special categories of cited documents :

<p>"A" document defining the general state of the art which is not considered to be of particular relevance</p> <p>"E" earlier application or patent but published on or after the international filing date</p> <p>"L" document which may throw doubts on priority claim(s) or which is cited to establish the publication date of another citation or other special reason (as specified)</p> <p>"O" document referring to an oral disclosure, use, exhibition or other means</p> <p>"P" document published prior to the international filing date but later than the priority date claimed</p>	<p>"T" later document published after the international filing date or priority date and not in conflict with the application but cited to understand the principle or theory underlying the invention</p> <p>"X" document of particular relevance; the claimed invention cannot be considered novel or cannot be considered to involve an inventive step when the document is taken alone</p> <p>"Y" document of particular relevance; the claimed invention cannot be considered to involve an inventive step when the document is combined with one or more other such documents, such combination being obvious to a person skilled in the art</p> <p>"&" document member of the same patent family</p>
---	---

Date of the actual completion of the international search 31 August 2017	Date of mailing of the international search report 11/09/2017
--	---

Name and mailing address of the ISA/ European Patent Office, P.B. 5818 Patentlaan 2 NL - 2280 HV Rijswijk Tel. (+31-70) 340-2040, Fax: (+31-70) 340-3016	Authorized officer Alevizopoulou, M
--	---

INTERNATIONAL SEARCH REPORT

International application No
PCT/US2017/027433

C(Continuation). DOCUMENTS CONSIDERED TO BE RELEVANT		
Category*	Citation of document, with indication, where appropriate, of the relevant passages	Relevant to claim No.
Y	KOTAKE H ET AL: "Film used as packaging material, contains polyvinyl alcohol with preset co-polymerization rate of vinyl unit containing anionic group, saponification degree and viscosity", WPI / THOMSON,, vol. 2006, no. 22, 9 March 2006 (2006-03-09), XP002753313, the whole document	1-14
Y	----- US 2011/189413 A1 (DENOME FRANK W [US] ET AL) 4 August 2011 (2011-08-04) paragraph [0002] paragraphs [0052] - [0054] paragraph [0062] paragraph [0080] paragraphs [0141] - [0142] claims 1-22	1-14
E	----- EP 3 207 085 A2 (MONOSOL LLC [US]) 23 August 2017 (2017-08-23) claims 1-85	1-14
E	----- EP 3 202 880 A1 (PROCTER & GAMBLE [US]) 9 August 2017 (2017-08-09) paragraphs [0055] - [0061]	1-14
E	----- EP 3 207 083 A1 (PROCTER & GAMBLE [US]) 23 August 2017 (2017-08-23) claims 1-29	1-14

INTERNATIONAL SEARCH REPORT

Information on patent family members

International application No

PCT/US2017/027433

Patent document cited in search report	Publication date	Patent family member(s)	Publication date
JP 2000169896	A	20-06-2000	NONE
JP 4095595	B2	04-06-2008	JP 4095595 B2 04-06-2008 JP 2006063242 A 09-03-2006
US 2011189413	A1	04-08-2011	AR 080093 A1 14-03-2012 AR 080094 A1 14-03-2012 AU 2011210549 A1 16-08-2012 AU 2011210776 A1 09-08-2012 BR 112012018172 A2 05-04-2016 BR 112012018255 A2 03-05-2016 CA 2786735 A1 04-08-2011 CA 2786739 A1 04-08-2011 CA 2788079 A1 04-08-2011 CA 2788152 A1 04-08-2011 CN 102725390 A 10-10-2012 CN 102762612 A 31-10-2012 CN 102781978 A 14-11-2012 CN 102858639 A 02-01-2013 EP 2528822 A1 05-12-2012 EP 2528954 A1 05-12-2012 EP 2528955 A1 05-12-2012 EP 2529002 A1 05-12-2012 ES 2613529 T3 24-05-2017 JP 5868873 B2 24-02-2016 JP 5871820 B2 01-03-2016 JP 5933670 B2 15-06-2016 JP 5933671 B2 15-06-2016 JP 5934112 B2 15-06-2016 JP 5934113 B2 15-06-2016 JP 2013518008 A 20-05-2013 JP 2013518009 A 20-05-2013 JP 2013518010 A 20-05-2013 JP 2013518173 A 20-05-2013 JP 2015071782 A 16-04-2015 JP 2015078378 A 23-04-2015 MY 158330 A 30-09-2016 MY 160831 A 31-03-2017 PL 2528822 T3 31-05-2017 RU 2012129690 A 10-03-2014 RU 2012130029 A 10-03-2014 RU 2012136783 A 10-03-2014 RU 2012136830 A 20-03-2014 US 2011186467 A1 04-08-2011 US 2011186468 A1 04-08-2011 US 2011188784 A1 04-08-2011 US 2011189413 A1 04-08-2011 US 2015093526 A1 02-04-2015 WO 2011094470 A1 04-08-2011 WO 2011094472 A1 04-08-2011 WO 2011094687 A1 04-08-2011 WO 2011094690 A1 04-08-2011 ZA 201205473 B 25-09-2014 ZA 201205476 B 25-09-2014
EP 3207085	A2	23-08-2017	AU 2015333710 A1 27-04-2017 CA 2963697 A1 21-04-2016 CN 107108920 A 29-08-2017

INTERNATIONAL SEARCH REPORT

Information on patent family members

International application No PCT/US2017/027433

Patent document cited in search report	Publication date	Patent family member(s)	Publication date
		EP 3207085 A2	23-08-2017
		KR 20170067866 A	16-06-2017
		US 2017226298 A1	10-08-2017
		WO 2016061069 A2	21-04-2016
EP 3202880	A1	09-08-2017	EP 3202879 A1
			EP 3202880 A1
			US 2017226447 A1
			US 2017226448 A1
			WO 2017136371 A1
			WO 2017136372 A1
EP 3207083	A1	23-08-2017	AR 103786 A1
			AU 2015333790 A1
			CA 2962792 A1
			CN 106795306 A
			EP 3207083 A1
			KR 20170052679 A
			US 2016102278 A1
			WO 2016061053 A1