

[54] COUNTER REFLECTOR FOR USE IN DRYING WEBS

[75] Inventor: Per Persson, Trollhättan, Sweden

[73] Assignee: Infrarodteknik AB, Sweden

[**] Term: 14 Years

[21] Appl. No.: 924,582

[22] Filed: Oct. 27, 1986

[30] Foreign Application Priority Data

Apr. 28, 1986 [GB] United Kingdom 1033737

[52] U.S. Cl. D32/35

[58] Field of Search D32/1, 8, 25, 28, 35; 34/4, 41, 49, 68, 155-156, 160; D13/23

[56] References Cited

U.S. PATENT DOCUMENTS

- D. 249,561 9/1978 Barr d25/56
- D. 278,140 3/1985 Tatum D13/23

- 2,970,218 1/1961 Shaw D25/113 X
- 3,051,820 8/1962 Krichton 219/353 X
- 3,776,440 12/1973 Frost et al. 34/156 X
- 3,793,741 2/1974 Smith, Jr. 34/155 X
- 3,994,073 11/1976 Lackore 34/4
- 4,513,516 4/1985 Björnberg 34/41
- 4,535,548 8/1985 Hyde 34/4
- 4,594,795 6/1986 Stephansen 34/68
- 4,695,705 9/1987 Kulig 219/354

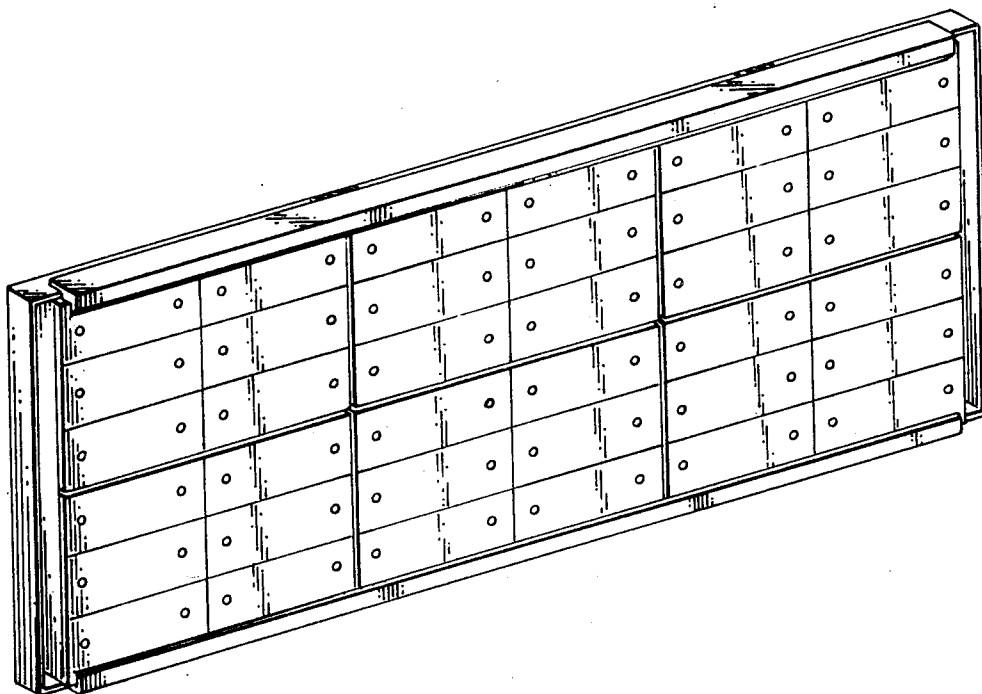

Primary Examiner—Wallace R. Burke
Assistant Examiner—Lavone D. Tabor
Attorney, Agent, or Firm—Davis, Bujold & Streck

[57] CLAIM

The ornamental design for a counter reflector for use in drying webs, as shown.

DESCRIPTION

FIG. 1 is a front elevational view of a counter reflector for use in drying webs showing my new design; FIG. 2 is a rear perspective view thereof; and FIG. 3 is a front perspective view thereof.






FIG. 1

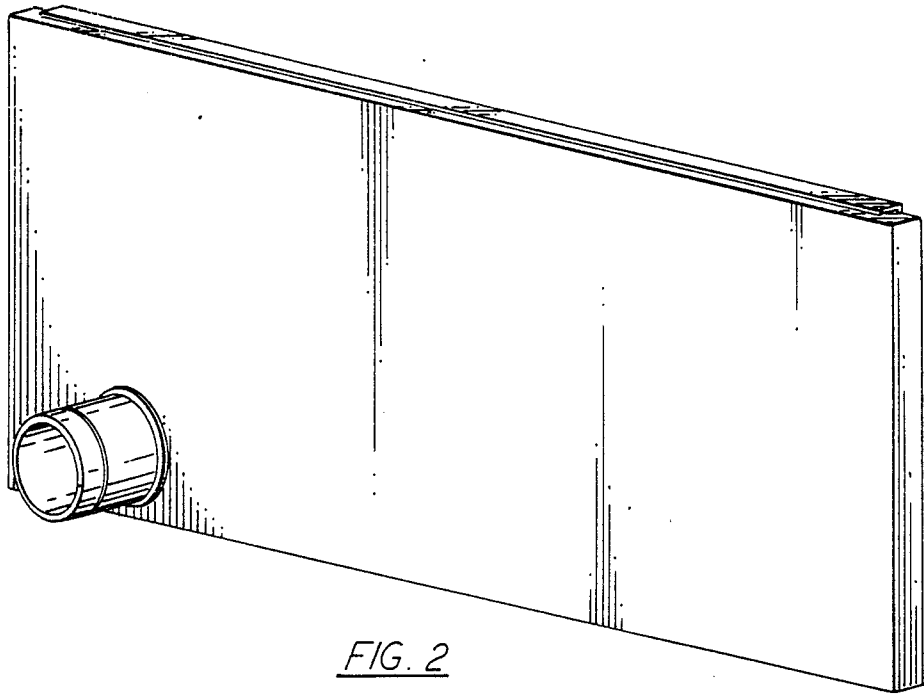


FIG. 2

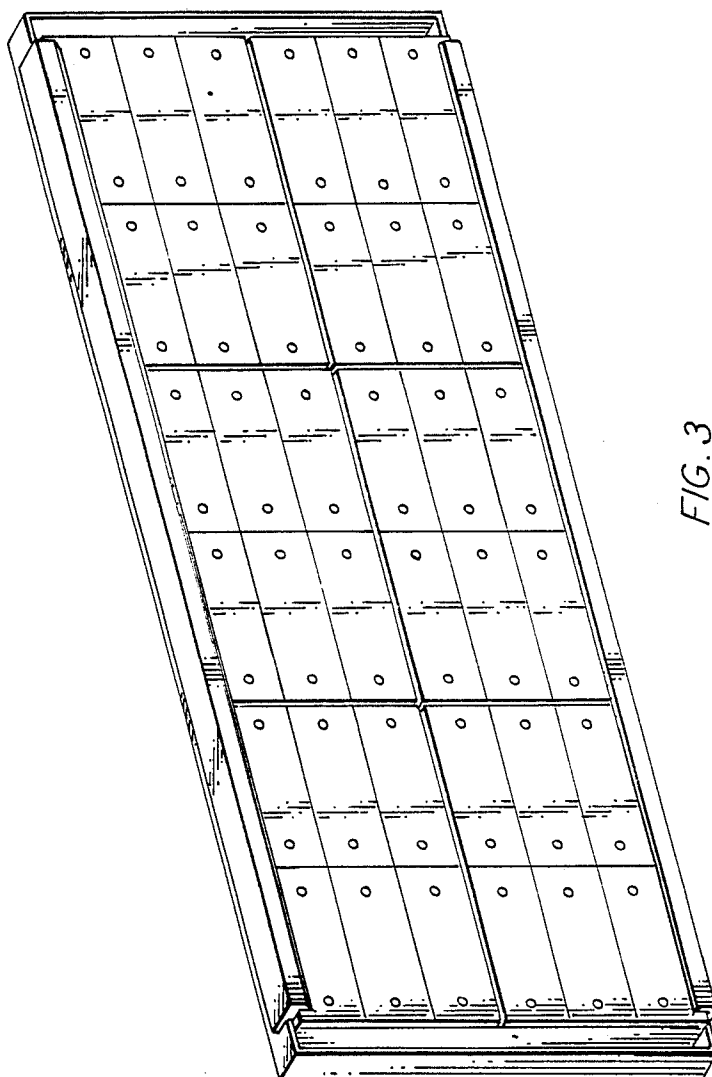


FIG. 3