

(12) STANDARD PATENT
(19) AUSTRALIAN PATENT OFFICE

(11) Application No. **AU 2013328802 B2**

(54) Title
Exendin-4 derivatives as dual GLP1/Glucagon agonists

(51) International Patent Classification(s)
C07K 14/575 (2006.01) **C07K 14/605** (2006.01)
A61K 38/26 (2006.01)

(21) Application No: **2013328802** (22) Date of Filing: **2013.10.08**

(87) WIPO No: **WO14/056872**

(30) Priority Data

(31) Number	(32) Date	(33) Country
13305222.5	2013.02.27	EP
12306232.5	2012.10.09	EP

(43) Publication Date: **2014.04.17**

(44) Accepted Journal Date: **2017.10.12**

(71) Applicant(s)
Sanofi

(72) Inventor(s)
Haack, Torsten;Wagner, Michael;Henkel, Bernd;Stengelin, Siegfried;Evers, Andreas;Bossart, Martin

(74) Agent / Attorney
Watermark Intellectual Property Pty Ltd, L 1 109 Burwood Rd, Hawthorn, VIC, 3122, AU

(56) Related Art
WO 2007139941 A2
WO 2006134340 A2
WO 2011117415 A1
WO 2011024110 A2
WO 2004035623 A2
WO 2008081418 A1



(43) International Publication Date
17 April 2014 (17.04.2014)

(10) International Publication Number
WO 2014/056872 A1

- (51) **International Patent Classification:**
C07K 14/575 (2006.01) *A61K 38/26* (2006.01)
C07K 14/605 (2006.01)
- (21) **International Application Number:**
PCT/EP2013/070882
- (22) **International Filing Date:**
8 October 2013 (08.10.2013)
- (25) **Filing Language:** English
- (26) **Publication Language:** English
- (30) **Priority Data:**
12306232.5 9 October 2012 (09.10.2012) EP
13305222.5 27 February 2013 (27.02.2013) EP
- (71) **Applicant:** SANOFI [FR/FR]; 54 rue La Boétie, F-75008 Paris (FR).
- (72) **Inventors:** HAACK, Torsten; c/o Sanofi-Aventis Deutschland GmbH, 65926 Frankfurt am Main (DE). WAGNER, Michael; c/o Sanofi-Aventis Deutschland GmbH, 65926 Frankfurt am Main (DE). HENKEL, Bernd; c/o Sanofi-Aventis Deutschland GmbH, 65926 Frankfurt am Main (DE). STENGELIN, Siegfried; c/o Sanofi-Aventis Deutschland GmbH, 65926 Frankfurt am Main (DE). EVERS, Andreas; c/o Sanofi-Aventis Deutschland GmbH, 65926 Frankfurt am Main (DE). BOSSART, Martin; c/o Sanofi-Aventis Deutschland GmbH, 65926 Frankfurt am Main (DE).
- (74) **Agents:** WEIß, Wolfgang et al.; Weickmann & Weickmann, Richard-Strauss-Str. 80, 81679 München (DE).

(81) **Designated States** (unless otherwise indicated, for every kind of national protection available): AE, AG, AL, AM, AO, AT, AU, AZ, BA, BB, BG, BH, BN, BR, BW, BY, BZ, CA, CH, CL, CN, CO, CR, CU, CZ, DE, DK, DM, DO, DZ, EC, EE, EG, ES, FI, GB, GD, GE, GH, GM, GT, HN, HR, HU, ID, IL, IN, IR, IS, JP, KE, KG, KN, KP, KR, KZ, LA, LC, LK, LR, LS, LT, LU, LY, MA, MD, ME, MG, MK, MN, MW, MX, MY, MZ, NA, NG, NI, NO, NZ, OM, PA, PE, PG, PH, PL, PT, QA, RO, RS, RU, RW, SA, SC, SD, SE, SG, SK, SL, SM, ST, SV, SY, TH, TJ, TM, TN, TR, TT, TZ, UA, UG, US, UZ, VC, VN, ZA, ZM, ZW.

(84) **Designated States** (unless otherwise indicated, for every kind of regional protection available): ARIPO (BW, GH, GM, KE, LR, LS, MW, MZ, NA, RW, SD, SL, SZ, TZ, UG, ZM, ZW), Eurasian (AM, AZ, BY, KG, KZ, RU, TJ, TM), European (AL, AT, BE, BG, CH, CY, CZ, DE, DK, EE, ES, FI, FR, GB, GR, HR, HU, IE, IS, IT, LT, LU, LV, MC, MK, MT, NL, NO, PL, PT, RO, RS, SE, SI, SK, SM, TR), OAPI (BF, BJ, CF, CG, CI, CM, GA, GN, GQ, GW, KM, ML, MR, NE, SN, TD, TG).

Declarations under Rule 4.17:

— of inventorship (Rule 4.17(iv))

Published:

— with international search report (Art. 21(3))

— with sequence listing part of description (Rule 5.2(a))

(54) **Title:** EXENDIN-4 DERIVATIVES AS DUAL GLP1/GLUCAGON AGONISTS

(57) **Abstract:** The present invention relates to exendin-4 derivatives and their medical use, for example in the treatment of disorders of the metabolic syndrome, including diabetes and obesity, as well as reduction of excess food intake.



WO 2014/056872 A1

Exendin-4 Derivatives as Dual GLP1/Glucagon Agonists

5 Description

FIELD OF THE INVENTION

10 The present invention relates to exendin-4 peptide analogues which – in contrast to the pure GLP-1 agonist exendin-4 – activate both the GLP1 and the Glucagon receptor and their medical use, for example in the treatment of disorders of the metabolic syndrome, including diabetes and obesity, as well as for reduction of excess food intake.

BACKGROUND OF THE INVENTION

15 Exendin-4 is a 39 amino acid peptide which is produced by the salivary glands of the Gila monster (*Heloderma suspectum*) (Eng, J. et al., J. Biol. Chem., 267:7402-05,1992). Exendin-4 is an activator of the glucagon-like peptide-1 (GLP-1) receptor, whereas it does not activate significantly the glucagon receptor.

20 Exendin-4 shares many of the glucoregulatory actions observed with GLP-1. Clinical and non-clinical studies have shown that exendin-4 has several beneficial antidiabetic properties including a glucose dependent enhancement in insulin synthesis and secretion, glucose dependent suppression of glucagon secretion, slowing down gastric emptying, reduction of food intake and body weight, and an increase in beta-cell mass and markers of beta cell function (Gentilella R et al., Diabetes Obes Metab., 11:544-56, 2009; Norris SL et al., Diabet Med., 26:837-46, 2009; Bunck MC et al., Diabetes Care., 34:2041-7, 2011).

30 These effects are beneficial not only for diabetics but also for patients suffering from obesity. Patients with obesity have a higher risk of getting diabetes, hypertension, hyperlipidemia, cardiovascular and musculoskeletal diseases.

Relative to GLP-1, exendin-4 is resistant to cleavage by dipeptidyl peptidase-4 (DPP4)

resulting in a longer half-life and duration of action in vivo (Eng J., Diabetes, 45 (Suppl 2):152A (abstract 554), 1996).

5 Nevertheless, exendin-4 is chemically labile due to methionine oxidation in position 14 (Hargrove DM et al., Regul. Pept., 141: 113-9, 2007) as well as deamidation and isomerization of asparagine in position 28 (WO 2004/035623).

The amino acid sequence of exendin-4 is shown as SEQ ID NO: 1

10 HEGTFTSDLSKQMEEEEAVRLFIEWLKNGGPSSGAPPPS-NH₂

The amino acid sequence of GLP-1(7-36)-amide is shown as SEQ ID NO: 2

15 HAEGTFTSDVSSYLEGQAAKEFIAWLKGR-NH₂

Liraglutide is a marketed chemically modified GLP-1 analog in which, among other modifications, a fatty acid is linked to a lysine in position 20 leading to a prolonged duration of action (Drucker DJ et al., Nature Drug Disc. Rev. 9, 267-268, 2010; Buse, J.B. et al., Lancet, 374:39-47, 2009).

20 The amino acid sequence of Liraglutide is shown as SEQ ID NO: 195.

HAEGTFTSDVSSYLEGQAAK((S)-4-Carboxy-4-hexadecanoylamino-butyryl-)
EFAWLVRGRG-OH

25 Glucagon is a 29-amino acid peptide which is released into the bloodstream when circulating glucose is low. Glucagon's amino acid sequence is shown in SEQ ID NO: 3.

30 HSQGTFTSDYSKYLSRRAQDFVQWLMNT-OH

During hypoglycemia, when blood glucose levels drop below normal, glucagon signals the liver to break down glycogen and release glucose, causing an increase of blood glucose levels to reach a normal level. Hypoglycemia is a common side effect of insulin treated patients with hyperglycemia (elevated blood glucose levels) due to diabetes. Thus,

glucagon's most predominant role in glucose regulation is to counteract insulin action and maintain blood glucose levels.

5 Holst (Holst, J. J. *Physiol. Rev.* 2007, 87, 1409) and Meier (Meier, J. J. *Nat. Rev. Endocrinol.* 2012, 8, 728) describe that GLP-1 receptor agonists, such as GLP-1, liraglutide and exendin-4, have 3 major pharmacological activities to improve glycemic control in patients with T2DM by reducing fasting and postprandial glucose (FPG and PPG): (i) increased glucose-dependent insulin secretion (improved first- and second-phase), (ii) glucagon suppressing activity under hyperglycemic conditions, (iii) delay of
10 gastric emptying rate resulting in retarded absorption of meal-derived glucose.

Pocai et al. (*Obesity* 2012;20: 1566–1571; *Diabetes* 2009, 58, 2258) and Day et al. (*Nat Chem Biol* 2009;5: 749) describe that dual activation of the GLP-1 and glucagon receptors, e.g. by combining the actions of GLP-1 and glucagon in one molecule, leads to
15 a therapeutic principle with anti-diabetic action and a pronounced weight lowering effect.

Peptides which bind and activate both the glucagon and the GLP-1 receptor (Hjort et al., *Journal of Biological Chemistry*, 269, 30121-30124, 1994; Day JW et al., *Nature Chem Biol*, 5: 749-757, 2009) and suppress body weight gain and reduce food intake are
20 described in patent applications WO 2008/071972, WO 2008/101017, WO 2009/155258, WO 2010/096052, WO 2010/096142, WO 2011/075393, WO 2008/152403, WO 2010/070251, WO 2010/070252, WO 2010/070253, WO 2010/070255, WO 2011/160630, WO 2011/006497, WO 2011/152181, WO 2011/152182, WO 2011/117415, WO 2011/117416 and WO 2006/134340, the contents of which are
25 herein incorporated by reference.

In addition, triple co-agonist peptides which not only activate the GLP-1 and the glucagon receptor but also the GIP receptor are described in WO 2012/088116 and by VA Gault et al. (*Biochem Pharmacol*, 85, 16655-16662, 2013; *Diabetologia*, 56, 1417-1424, 2013).

30 Bloom et al. (WO 2006/134340) disclose that peptides which bind and activate both the glucagon and the GLP-1 receptor can be constructed as hybrid molecules from glucagon and exendin-4, where the N-terminal part (e.g. residues 1-14 or 1-24) originates from glucagon and the C-terminal part (e.g. residues 15-39 or 25-39) originates from exendin-

4.

DE Otzen et al. (Biochemistry, 45, 14503-14512, 2006) disclose that N- and C-terminal hydrophobic patches are involved in fibrillation of glucagon due to the hydrophobicity and/or high β -sheet propensity of the underlying residues.

Krstenansky et al. (Biochemistry, 25, 3833-3839, 1986) show the importance of the residues 10-13 of glucagon for its receptor interactions and activation of adenylate cyclase. In the exendin-4 derivatives described in this invention, several of the underlying residues are different from glucagon. In particular residues Tyr10 and Tyr13, which are known to contribute to the fibrillation of glucagon (DE Otzen, Biochemistry, 45, 14503-14512, 2006) are replaced by Leu in position 10 and Gln, a non-aromatic polar amino acid, in position 13, leading to exendin-4 derivatives with potentially improved biophysical properties.

Furthermore, compounds of this invention are exendin-4 derivatives with fatty acid acylated residues in position 14. This fatty acid functionalization in position 14 results in exendin-4 derivatives with high activity not only at the GLP-1 receptor but also at the glucagon receptor when compared to the corresponding non-acylated exendin-4 derivatives. In addition, this modification results in an improved pharmacokinetic profile.

Compounds of this invention are more resistant to cleavage by neutral endopeptidase (NEP) and dipeptidyl peptidase-4 (DPP4), resulting in a longer half-life and duration of action in vivo when compared with GLP-1 and glucagon. Furthermore, the compounds are stabilized versus other proteases, among those cathepsin D.

Compounds of this invention are preferably soluble not only at neutral pH, but also at pH 4.5. This property potentially allows co-formulation for a combination therapy with an insulin or insulin derivative and preferably with a basal insulin like insulin glargine/Lantus®.

BRIEF SUMMARY OF THE INVENTION

Provided herein are exendin-4 derivatives which potently activate the GLP1 and the

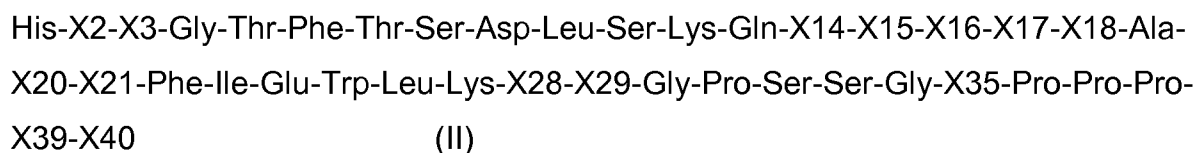
glucagon receptor. In these exendin-4 derivatives – among other substitutions – methionine at position 14 is replaced by an amino acid carrying an –NH₂ group in the side chain, which is further substituted with an unpolar residue (e.g. a fatty acid optionally combined with a linker).

5

The invention provides a peptidic compound having the formula (I):



10 wherein Z is a peptide moiety having the formula (II)



15

X2 represents an amino acid residue selected from Ser, D-Ser and Aib,

X3 represents an amino acid residue selected from Gln, His and α-amino-functionalized Gln, wherein Gln may be functionalized in that an H of the α-NH₂ group is substituted by (C₁-C₄)-alkyl,

20

X14 represents an amino acid residue having a side chain with an -NH₂ group, wherein the -NH₂ side chain group is functionalized by -C(O)-R⁵, -C(O)O-R⁵, -C(O)NH-R⁵, -S(O)₂-R⁵ or R⁵, preferably by -C(O)-R⁵, wherein R⁵ may be a moiety comprising up to 50 or up to 100 carbon atoms and optionally heteroatoms selected from halogen, N, O, S and/or P,

25

X15 represents an amino acid residue selected from Glu and Asp,

X16 represents an amino acid residue selected from Ser, Glu and Lys,

X17 represents an amino acid residue selected from Arg, Glu, Gln, Leu, Aib and Lys,

X18 represents an amino acid residue selected from Arg, Ala and Lys,

X20 represents an amino acid residue selected from Gln, Arg, Lys, His, Glu and Aib,

30

X21 represents an amino acid residue selected from Asp, Leu and Glu,

X28 represents an amino acid residue selected from Asn, Arg, Lys, Aib, Ser, Glu, Ala and Asp,

X29 represents an amino acid residue selected from Gly, Ala, D-Ala and Thr,

X35 represents an amino acid residue selected from Ala, Glu, Arg and Lys,

X39 represents Ser or is absent and

X40 is absent or represents an amino acid residue having a side chain with an -NH_2 group, wherein the -NH_2 side chain group is optionally functionalized by -C(O)-R^5 , -C(O)O-R^5 , -C(O)NH-R^5 , $\text{-S(O)}_2\text{-R}^5$ or R^5 , preferably by -C(O)-R^5 , wherein R^5 may be a moiety comprising up to 50 or up to 100 carbon atoms and optionally heteroatoms selected from halogen, N, O, S and/or P,

R^1 represents the N-terminal group of the peptidic compound and is selected from NH_2 and mono- or bisfunctionalized NH_2 ,

R^2 represents the C-terminal group of the peptidic compound and is selected from
(i) OH or functionalized OH and
(ii) NH_2 or mono- or bisfunctionalized NH_2 ,
or a salt or solvate thereof.

The compounds of the invention are GLP-1 and glucagon receptor agonists as determined by the observation that they are capable of stimulating intracellular cAMP formation.

According to another embodiment, the compounds of the invention, particularly with a lysine at position 14 which is further substituted with a lipophilic residue, exhibit at least a relative activity of 0.1%, more preferably of 0.2%, more preferably of 0.3% and even more preferably of 0.4% compared to that of GLP-1(7-36) at the GLP-1 receptor. Furthermore, the compounds exhibit at least a relative activity of 0.1%, more preferably of 0.2% or of 0.3% or of 0.4% and even more preferably of 0.5% compared to that of natural glucagon at the glucagon receptor.

The term "activity" as used herein preferably refers to the capability of a compound to activate the human GLP-1 receptor and the human glucagon receptor. More preferably the term "activity" as used herein refers to the capability of a compound to stimulate intracellular cAMP formation. The term "relative activity" as used herein is understood to refer to the capability of a compound to activate a receptor in a certain ratio as compared to another receptor agonist or as compared to another receptor. The activation of the receptors by the agonists (e.g. by measuring the cAMP level) is determined as described herein, e.g. as described in the examples.

According to one embodiment, the compounds of the invention have an EC_{50} for hGLP-1 receptor of 450 pmol or less, preferably of 200 pmol or less; more preferably of 150 pmol or less, more preferably of 100 pmol or less, more preferably of 90 pmol or less, more preferably of 80 pmol or less, more preferably of 70 pmol or less, more preferably of 60 pmol or less, more preferably of 50 pmol or less, more preferably of 40 pmol or less, more preferably of 30 pmol or less, more preferably of 25 pmol or less, more preferably of 20 pmol or less, more preferably of 15 pmol or less, more preferably of 10 pmol or less, more preferably of 9 pmol or less, more preferably of 8 pmol or less, more preferably of 7 pmol or less, more preferably of 6 pmol or less, and more preferably of 5 pmol or less.

According to another embodiment, the compounds of the invention have an EC_{50} for hGlucagon receptor of 500 pmol or less, preferably of 200 pmol or less; more preferably of 150 pmol or less, more preferably of 100 pmol or less, more preferably of 90 pmol or less, more preferably of 80 pmol or less, more preferably of 70 pmol or less, more preferably of 60 pmol or less, more preferably of 50 pmol or less, more preferably of 40 pmol or less, more preferably of 30 pmol or less, more preferably of 25 pmol or less, more preferably of 20 pmol or less, more preferably of 15 pmol or less, more preferably of 10 pmol or less.

According to another embodiment, the compounds of the invention have an EC_{50} for hGLP-1 receptor of 450 pmol or less, preferably of 200 pmol or less; more preferably of 150 pmol or less, more preferably of 100 pmol or less, more preferably of 90 pmol or less, more preferably of 80 pmol or less, more preferably of 70 pmol or less, more preferably of 60 pmol or less, more preferably of 50 pmol or less, more preferably of 40 pmol or less, more preferably of 30 pmol or less, more preferably of 25 pmol or less, more preferably of 20 pmol or less, more preferably of 15 pmol or less, more preferably of 10 pmol or less, more preferably of 9 pmol or less, more preferably of 8 pmol or less, more preferably of 7 pmol or less, more preferably of 6 pmol or less, and more preferably of 5 pmol or less, and/or an EC_{50} for hGlucagon receptor of 500 pmol or less, preferably of 200 pmol or less; more preferably of 150 pmol or less, more preferably of 100 pmol or less, more preferably of 90 pmol or less, more preferably of 80 pmol or less, more preferably of 70 pmol or less, more preferably of 60 pmol or less, more preferably of 50 pmol or less, more preferably of 40 pmol or less, more preferably of 30 pmol or less, more preferably of 25 pmol or less,

more preferably of 20 pmol or less, more preferably of 15 pmol or less, more preferably of 10 pmol or less.

5 In still another embodiment, the EC_{50} for both receptors i.e. for the hGLP-1 receptor and the hGlucagon receptor, is 100 pmol or less, more preferably 90 pmol or less, more preferably 80 pmol or less, more preferably 70 pmol or less, more preferably 60 pmol or less, more preferably 50 pmol or less, more preferably 40 pmol or less, more preferably 30 pmol or less, more preferably 25 pmol or less, more preferably 20 pmol or less, more preferably 15 pmol or less, more preferably 10 pmol or less. The EC_{50} for hGLP-1 receptor and hGlucagon receptor may be determined as described in the Methods herein and as
10 used to generate the results described in Example 9.

The compounds of the invention have the ability to reduce the intestinal passage, to increase the gastric content and/or to reduce the food intake of a patient. These activities
15 of the compounds of the invention can be assessed in animal models known to the skilled person and also described herein in the Methods. The results of such experiments are described in Examples 11 and 12. Preferred compounds of the invention may increase the gastric content of mice, preferably of female NMRI-mice, if administered as a single dose, preferably subcutaneous dose, of 0.02 mg/kg body weight by at least 25%, more
20 preferably by at least 30%, more preferably by at least 40%, more preferably by at least 50%, more preferably by at least 60%, more preferably by at least 70%, more preferably by at least 80%.

Preferably, this result is measured 1 h after administration of the respective compound
25 and 30 mins after administration of a bolus, and/or reduces intestinal passage of mice, preferably of female NMRI-mice, if administered as a single dose, preferably subcutaneous dose, of 0.02 mg/kg body weight at least by 45%; more preferably by at least 50%, more preferably by at least 55%, more preferably by at least 60%, and more preferably at least 65%; and/or reduces food intake of mice, preferably of female NMRI-
30 mice, over a period of 22 h, if administered as a single dose, preferably subcutaneous dose of 0.01 mg/kg body weight by at least 10%, more preferably 15%, and more preferably 20%.

The compounds of the invention have the ability to reduce blood glucose level, and/or to

reduce HbA1c levels of a patient. These activities of the compounds of the invention can be assessed in animal models known to the skilled person and also described herein in the Methods. The results of such experiments are described in Examples 14 and 17.

5 Preferred compounds of the invention may reduce blood glucose level of mice, preferably in female leptin-receptor deficient diabetic db/db mice over a period of 24 h, if administered as a single dose, preferably subcutaneous dose, of 0.01 mg/kg body weight by at least 4 mmol/L; more preferably by at least 6 mmol/L, more preferably by at least 8 mmol/L. If the dose is increased to 0.1 mg/kg body weight a more pronounced reduction
10 of blood glucose levels can be observed in mice over a period of 24 h, if administered as a single dose, preferably subcutaneous dose. Preferably the compounds of the invention lead to a reduction by at least 7 mmol/L; more preferably by at least 9 mmol/L, more preferably by at least 11 mmol/L. The compounds of the invention preferably reduce the increase of HbA1c levels of mice over a period of 4 weeks, if administered at a daily dose
15 of 0.01 mg/kg to about the ignition value.

The compounds of the invention also have the ability to reduce body weight of a patient. These activities of the compounds of the invention can be assessed in animal models known to the skilled person and also described herein in the Methods and in Examples 13
20 and 16.

It was found that peptidic compounds of the formula (I), particularly those with a lysine at position 14 which is further substituted with a lipophilic residue, showed increased glucagon receptor activation compared to derivatives having the original methionine (from
25 exendin-4) at position 14. Furthermore, oxidation (in vitro or in vivo) of methionine is not possible anymore.

In one embodiment the compounds of the invention have a high solubility at acidic and/or physiological pH values, e.g., at pH 4.5 and/or at pH 7.4 at 25°C, in another embodiment
30 at least 0.5 mg/ml and in a particular embodiment at least 1.0 mg/ml.

Furthermore, according to one embodiment, the compounds of the invention preferably have a high stability when stored in solution. Preferred assay conditions for determining the stability is storage for 7 days at 25°C in solution at pH 4.5 or pH 7. The remaining

amount of peptide is determined by chromatographic analyses as described in the Examples. Preferably, after 7 days at 25°C in solution at pH 4.5 or pH 7, the remaining peptide amount is at least 80%, more preferably at least 85%, even more preferably at least 90% and even more preferably at least 95%.

5

Preferably, the compounds of the present invention comprise a peptide moiety Z (II) which is a linear sequence of 39-40 amino carboxylic acids, particularly α -amino carboxylic acids linked by peptide, i.e. carboxamide bonds.

10 In an embodiment R^1 is selected from $-NH_2$, $-NH[(C_1-C_5)alkyl]$, $-N[(C_1-C_5)alkyl]_2$, $-NH[(C_0-C_4)alkylene-(C_3-C_8)cycloalkyl]$, $NH-C(O)-H$, $NH-C(O)-(C_1-C_5)-alkyl$, $NH-C(O)-(C_0-C_3)alkylene-(C_3-C_8)cycloalkyl$, in which alkyl or cycloalkyl is unsubstituted or up to 5-fold substituted by $-OH$ or halogen selected from F, Cl, Br and I, preferably F.

15 In an embodiment R^2 is selected from $-OH$, $-O-(C_1-C_{20})alkyl$, $-O(C_0-C_8)alkylene-(C_3-C_8)cycloalkyl$, $-NH_2$, $-NH[(C_1-C_{30})alkyl]$, $-N[(C_1-C_{30})alkyl]_2$, $-NH[(C_0-C_8)alkylene-(C_3-C_8)cycloalkyl]$, $-N[(C_0-C_8)alkylene-(C_3-C_8)cycloalkyl]_2$, $-NH[(CH_2-CH_2-O)_{1-40}-(C_1-C_4)alkyl]$, $-NH-(C_3-C_8)heterocyclyl$ or $-NH-(C_0-C_8)alkylene-aryl$, wherein aryl is selected from phenyl and naphthyl, preferably phenyl, or a (C_3-C_8) -heterocyclyl containing 1 N-atom and
20 optionally two additional heteroatoms selected from O, N or S, particularly selected from azetidiny, pyrrolidiny, piperidiny, morpholiny und homopiperidiny. Moreover alkyl or cycloalkyl as described above is unsubstituted or up to 5-fold substituted by $-OH$ or halogen selected from F, Cl, Br and I, preferably F.

25 In one embodiment, the N-terminal group R^1 is NH_2 . In a further embodiment, the C-terminal group R^2 is NH_2 . In still a further embodiment the N-terminal group R^1 and the C-terminal group R^2 are NH_2 .

In one embodiment position X14 represents an amino acid residue with a functionalized -
30 NH_2 side chain group, such as functionalized Lys, Orn, Dab, or Dap, more preferably functionalized Lys, and X40 represents an amino acid residue with a functionalized $-NH_2$ side chain group, such as functionalized Lys, Orn, Dab, or Dap, more preferably functionalized Lys.

An amino acid residue with an -NH₂ side chain group, e.g. Lys, Orn, Dab or Dap, may be functionalized in that at least one H atom of the -NH₂ side chain group is replaced by -C(O)-R⁵, -C(O)O-R⁵, -C(O)NH-R⁵, -S(O)₂-R⁵ or R⁵, preferably by -C(O)-R⁵, wherein R⁵ may be a moiety comprising up to 50 or up to 100 carbon atoms and optionally heteroatoms selected from halogen, N, O, S and/or P.

In certain embodiments, R⁵ may comprise a lipophilic moiety, e.g. an acyclic linear or branched saturated hydrocarbon group, wherein R⁵ particularly comprises an acyclic linear or branched (C₄-C₃₀) saturated or unsaturated hydrocarbon group, and/or a cyclic saturated, unsaturated or aromatic group, particularly a mono-, bi-, or tricyclic group comprising 4 to 14 carbon atoms and 0, 1, or 2 heteroatoms selected from N, O, and S, e.g. cyclohexyl, phenyl, biphenyl, chromanyl, phenanthrenyl or naphthyl, wherein the acyclic or cyclic group may be unsubstituted or substituted e.g. by halogen, -OH and/or CO₂H.

More preferred groups R⁵ may comprise a lipophilic moiety, e.g. an acyclic linear or branched (C₁₂-C₂₂) saturated or unsaturated hydrocarbon group. The lipophilic moiety may be attached to the -NH₂ side chain group by a linker in all stereoisomeric forms, e.g. a linker comprising one or more, e.g. 2, amino acid linker groups such as γ-aminobutyric acid (GABA), ε-aminohexanoic acid (ε-Ahx), γ-Glu and/or β-Ala. In one embodiment the lipophilic moiety is attached to the -NH₂ side chain group by a linker. In another embodiment the lipophilic moiety directly attached to the -NH₂ side chain group. Specific examples of amino acid linker groups are (β-Ala)₁₋₄, (γ-Glu)₁₋₄, (ε-Ahx)₁₋₄, or (GABA)₁₋₄. Preferred amino acid linker groups are β-Ala, γ-Glu, β-Ala-β-Ala and γ-Glu-γ-Glu.

Specific preferred examples for -C(O)-R⁵ groups are listed in the following Table 1, which are selected from the group consisting of (S)-4-Carboxy-4-hexadecanoylamino-butyryl-, (S)-4-Carboxy-4-octadecanoylamino-butyryl-, 4-Hexadecanoylamino-butyryl-, 4-{3-[(R)-2,5,7,8-tetramethyl-2-((4R,8R)-4,8,12-trimethyl-tridecyl)-chroman-6-yloxy-carbonyl]-propionylamino}-butyryl-, 4-octadecanoylamino-butyryl-, 4-((Z)-octadec-9-enoylamino)-butyryl-, 6-[(4,4-Diphenyl-cyclohexyloxy)-hydroxy-phosphoryloxy]-hexanoyl-, Hexadecanoyl-, (S)-4-Carboxy-4-(15-carboxy-pentadecanoylamino)-butyryl-, (S)-4-Carboxy-4-{3-[3-((2S,3R,4S,5R)-5-carboxy-2,3,4,5-tetrahydroxy-pentanoylamino)-propionylamino]-propionylamino}-butyryl-, (S)-4-Carboxy-4-{3-[(R)-2,5,7,8-tetramethyl-2-

((4R,8R)-4,8,12-trimethyl-tridecyl)-chroman-6-yloxycarbonyl]-propionylamino}-butyryl-,
 (S)-4-Carboxy-4-((9Z,12Z)-octadeca-9,12-dienoylamino)-butyryl-, (S)-4-Carboxy-4-[6-
 ((2S,3R,4S,5R)-5-carboxy-2,3,4,5-tetrahydroxy-pentanoylamino)-hexanoylamino]-butyryl-,
 (S)-4-Carboxy-4-((2S,3R,4S,5R)-5-carboxy-2,3,4,5-tetrahydroxy-pentanoylamino)-butyryl-,
 5 (S)-4-Carboxy-4-tetradecanoylamino-butyl-, (S)-4-(11-Benzyloxycarbonyl-
 undecanoylamino)-4-carboxy-butyl-, (S)-4-Carboxy-4-[11-((2S,3R,4R,5R)-2,3,4,5,6-
 pentahydroxy-hexylcarbonyl)-undecanoylamino]-butyl-, (S)-4-Carboxy-4-((Z)-octadec-
 9-enoylamino)-butyl-, (S)-4-Carboxy-4-(4-dodecyloxy-benzoylamino)-butyl-, (S)-4-
 Carboxy-4-henicosanoylamino-butyl-, (S)-4-Carboxy-4-docosanoylamino-butyl-, (S)-4-
 10 Carboxy-4-((Z)-nonadec-10-enoylamino)-butyl-, (S)-4-Carboxy-4-(4-decyloxy-
 benzoylamino)-butyl-, (S)-4-Carboxy-4-[(4'-octyloxy-biphenyl-4-carbonyl)-amino]-butyl-
 , (S)-4-Carboxy-4-(12-phenyl-dodecanoylamino)-butyl-, (S)-4-Carboxy-4-
 icosanoylamino-butyl-, (S)-4-Carboxy-4-((S)-4-carboxy-4-hexadecanoylamino-
 butylamino)-butyl-, (S)-4-Carboxy-4-((S)-4-carboxy-4-octadecanoylamino-
 15 butylamino)-butyl-, 3-(3-Octadecanoylamino-propionylamino)-propionyl-, 3-(3-
 Hexadecanoylamino-propionylamino)-propionyl-, 3-Hexadecanoylamino-propionyl-, (S)-4-
 Carboxy-4-[(R)-4-((3R,5S,7R,8R,9R,10S,12S,13R,14R,17R)-3,7,12-trihydroxy-8,10,13-
 trimethyl-hexadecahydro-cyclopenta[a]phenanthren-17-yl)-pentanoylamino]-butyl-, (S)-
 4-Carboxy-4-[(R)-4-((3R,5R,8R,9S,10S,13R,14S,17R)-3-hydroxy-10,13-dimethyl-
 20 hexadecahydro-cyclopenta[a]phenanthren-17-yl)-pentanoylamino]-butyl-, (S)-4-
 Carboxy-4-((9S,10R)-9,10,16-trihydroxy-hexadecanoylamino)-butyl-, Tetradecanoyl-,
 11-Carboxy-undecanoyl-, 11-Benzyloxycarbonyl-undecanoyl-, (S)-4-Carboxy-4-((S)-4-
 carboxy-4-tetradecanoylamino-butylamino)-butyl-, 6-[Hydroxy-(naphthalene-2-yloxy)-
 phosphoryloxy]-hexanoyl-, 6-[Hydroxy-(5-phenyl-pentyloxy)-phosphoryloxy]-hexanoyl-, 4-
 25 (Naphthalene-2-sulfonylamino)-4-oxo-butyl-, 4-(Biphenyl-4-sulfonylamino)-4-oxo-
 butyl-, (S)-4-Carboxy-4-((S)-4-carboxy-4-[2-(2-{2-[2-(2-{2-[(S)-4-carboxy-4-(17-carboxy-
 heptadecanoylamino)-butylamino]-ethoxy}-ethoxy)-acetylaminol-ethoxy}-ethoxy)-
 acetylaminol-butylamino]-butyl-, (S)-4-Carboxy-4-[2-(2-{2-[2-(2-{2-[(S)-4-carboxy-4-
 (17-carboxy-heptadecanoylamino)-butylamino]-ethoxy}-ethoxy)-acetylaminol-ethoxy}-
 30 ethoxy)-acetylaminol-butyl-, (S)-4-Carboxy-2-((S)-4-carboxy-2-[2-(2-{2-[2-(2-{2-[(S)-4-
 carboxy-4-(17-carboxy-heptadecanoylamino)-butylamino]-ethoxy}-ethoxy)-acetylaminol-
 ethoxy}-ethoxy)-acetylaminol-butylamino]-butyl-, (S)-4-Carboxy-2-[2-(2-{2-[2-(2-{2-
 [(S)-4-carboxy-4-(17-carboxy-heptadecanoylamino)-butylamino]-ethoxy}-ethoxy)-
 acetylaminol-ethoxy}-ethoxy)-acetylaminol-butyl-, (S)-4-Carboxy-4-((S)-4-carboxy-4-[2-

(2-{2-[(S)-4-carboxy-4-(17-carboxy-heptadecanoylamino)-butyrylamino]-ethoxy}-ethoxy)-acetylamino]-butyrylamino}-butyryl-, (S)-4-Carboxy-4-[2-(2-{2-[(S)-4-carboxy-4-(17-carboxy-heptadecanoylamino)-butyrylamino]-ethoxy}-ethoxy)-acetylamino]-butyryl-, (S)-4-Carboxy-2-{(S)-4-carboxy-2-[2-(2-{2-[(S)-4-carboxy-4-(17-carboxy-heptadecanoylamino)-butyrylamino]-ethoxy}-ethoxy)-acetylamino]-butyrylamino}-butyryl-, (S)-4-Carboxy-2-[2-(2-{2-[(S)-4-carboxy-4-(17-carboxy-heptadecanoylamino)-butyrylamino]-ethoxy}-ethoxy)-acetylamino]-butyryl-, 2-(2-{2-[2-(2-{2-[(S)-4-Carboxy-4-(17-carboxy-heptadecanoylamino)-butyrylamino]-ethoxy}-ethoxy)-acetylamino]-ethoxy}-ethoxy)-acetyl-, 2-(2-{2-[(S)-4-Carboxy-4-(17-carboxy-heptadecanoylamino)-butyrylamino]-ethoxy}-ethoxy)-acetyl, (S)-4-Carboxy-4-((S)-4-carboxy-4-{(S)-4-carboxy-4-[(S)-4-carboxy-4-(19-carboxy-nonadecanoylamino)-butyrylamino]-butyrylamino}-butyrylamino)-butyryl, 2-(2-{2-[2-(2-{2-[(S)-4-Carboxy-4-(16-1H-tetrazol-5-yl-hexadecanoylamino)-butyrylamino]-ethoxy}-ethoxy)-acetylamino]-ethoxy}-ethoxy)-acetyl-, 2-(2-{2-[2-(2-{2-[(S)-4-Carboxy-4-(16-carboxy-hexadecanoylamino)-butyrylamino]-ethoxy}-ethoxy)-acetylamino]-ethoxy}-ethoxy)-acetyl-, (S)-4-Carboxy-4-((S)-4-carboxy-4-[(S)-4-carboxy-4-(17-carboxy-heptadecanoylamino)-butyrylamino]-butyrylamino)-butyryl-, (S)-4-Carboxy-4-((S)-4-carboxy-4-[2-[2-(2-{2-[(S)-4-carboxy-4-[10-(4-carboxy-phenoxy)-decanoylamino]-butyrylamino]-ethoxy}-ethoxy)-acetylamino]-ethoxy}-ethoxy)-acetylamino}-butyryl-, (S)-4-Carboxy-4-((S)-4-carboxy-4-[2-(2-{2-[2-(2-{2-[(S)-4-carboxy-4-(7-carboxy-heptanoylamino)-butyrylamino]-ethoxy}-ethoxy)-acetylamino]-ethoxy}-ethoxy)-acetylamino]-butyrylamino)-butyryl-, (S)-4-Carboxy-4-((S)-4-carboxy-4-[2-(2-{2-[2-(2-{2-[(S)-4-carboxy-4-(11-carboxy-undecanoylamino)-butyrylamino]-ethoxy}-ethoxy)-acetylamino]-ethoxy}-ethoxy)-acetylamino]-butyrylamino)-butyryl-, (S)-4-Carboxy-4-((S)-4-carboxy-4-[2-(2-{2-[2-(2-{2-[(S)-4-carboxy-4-(13-carboxy-tridecanoylamino)-butyrylamino]-ethoxy}-ethoxy)-acetylamino]-ethoxy}-ethoxy)-acetylamino]-butyrylamino)-butyryl-, (S)-4-Carboxy-4-((S)-4-carboxy-4-[2-(2-{2-[2-(2-{2-[(S)-4-carboxy-4-(15-carboxy-pentadecanoylamino)-butyrylamino]-ethoxy}-ethoxy)-acetylamino]-ethoxy}-ethoxy)-acetylamino]-butyrylamino)-butyryl-, and (S)-4-Carboxy-4-((S)-4-carboxy-4-[2-(2-{2-[2-(2-{2-[(S)-4-carboxy-4-(19-carboxy-nonadecanoylamino)-butyrylamino]-ethoxy}-ethoxy)-acetylamino]-ethoxy}-ethoxy)-acetylamino]-butyrylamino)-butyryl-.

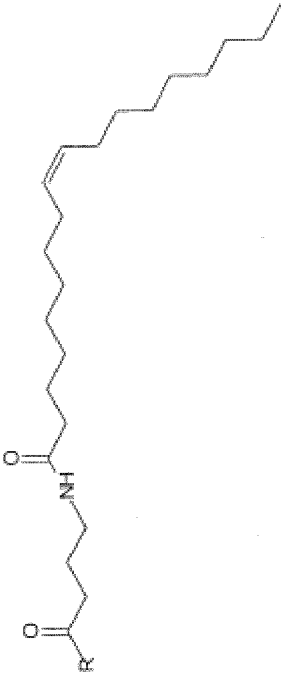
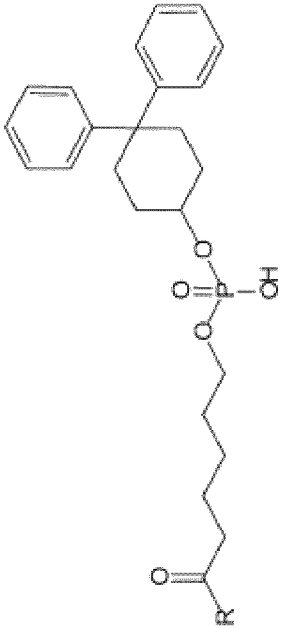


Further preferred are stereoisomers, particularly enantiomers of these groups, either S- or R-enantiomers. The term "R" in Table 1 is intended to mean the attachment site of -C(O)-R⁵ at the peptide back bone, i.e. particularly the ε-amino group of Lys.

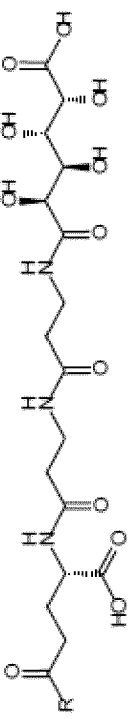
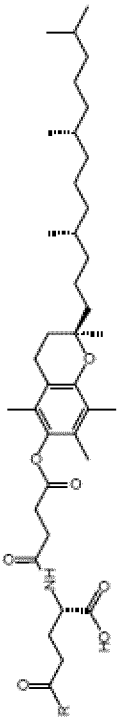
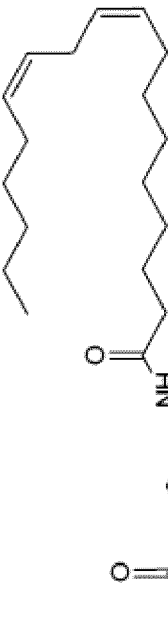

PAGE RECEIVED BLANK UPON FILING

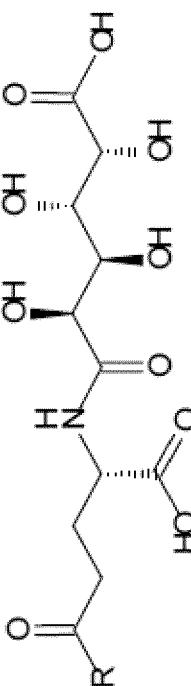
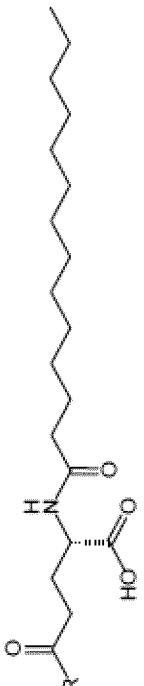
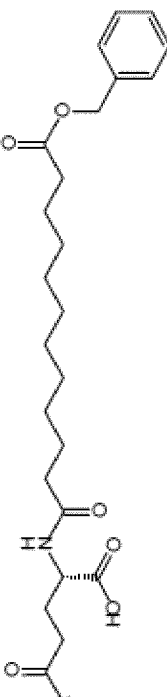

- 15 -

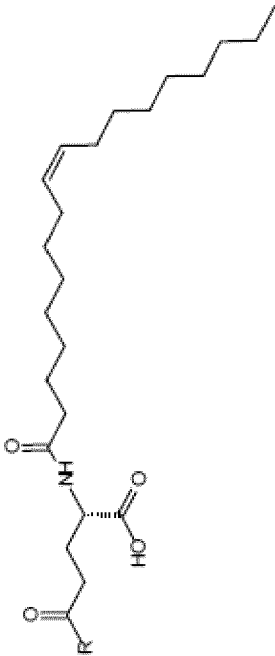
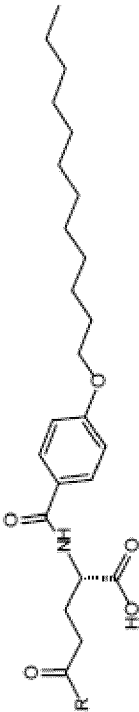

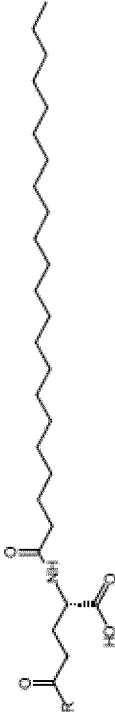
Table 1

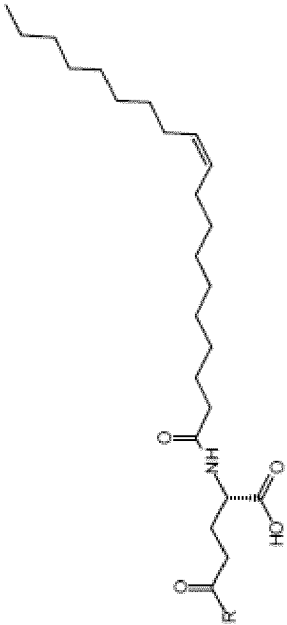
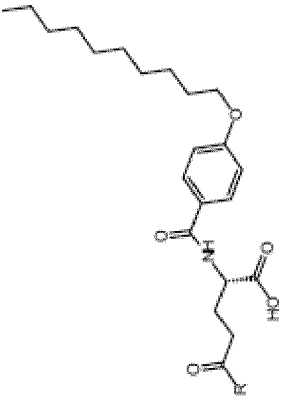
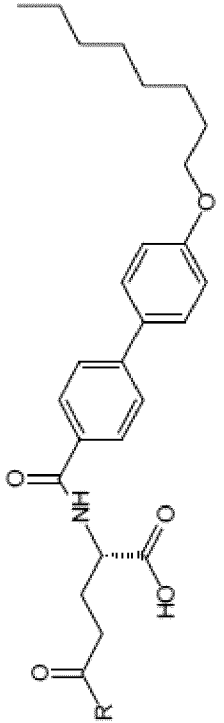
structure	IUPAC	name
	(S)-4-Carboxy-4-hexadecanoylamino-butyryl-	γ E-x53
	(S)-4-Carboxy-4-octadecanoylamino-butyryl-	γ E-x70
	4-Hexadecanoylamino-butyryl-	GABA-x53
	4-{3-[(R)-2,5,7,8-tetramethyl-2-[(4R,8R)-4,8,12-trimethyl-1-tridecyl]-chroman-6-yloxy carbonyl]-propionylamino}-butyryl-	GABA-x60
	4-octadecanoylamino-butyryl-	GABA-x70

	4-(Z)-octadec-9-enoylamino)-butyryl-	GABA-x74
	6-[(4,4-Diphenyl-cyclohexyloxy)-hydroxy-phosphoryloxy]-hexanoyl-	Phospho1
	Hexadecanoyl-	x53
	(S)-4-Carboxy-4-(15-carboxy-pentadecanoylamino)-butyryl-	x52

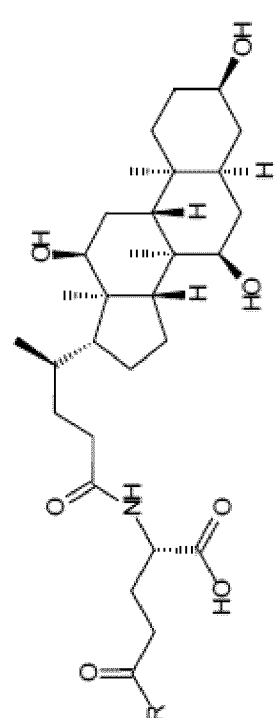
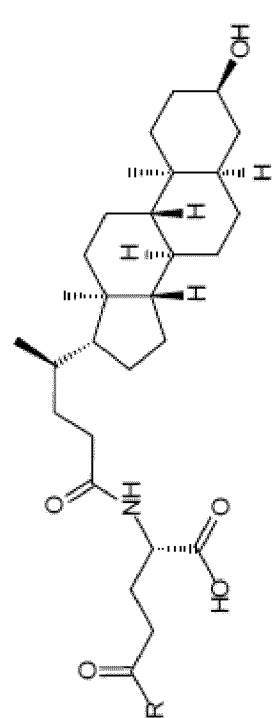
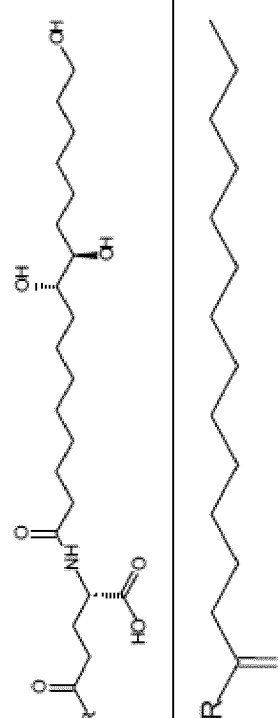

	(S)-4-Carboxy-4-{3-[3-((2S,3R,4S,5R)-5-carboxy-2,3,4,5-tetrahydroxypropionylamino)-propionylamino]-butyryl	γE-x59
	(S)-4-Carboxy-4-{3-[(R)-2,5,7,8-tetramethyl-2-[(4R,8R)-4,8,12-trimethyltridecyl]-chroman-6-yloxy-carbonyl]-propionylamino)-butyryl	γE-x60
	(S)-4-Carboxy-4-[(9Z,12Z)-octadeca-9,12-dienoylamino]-butyryl	γE-x61
	(S)-4-Carboxy-4-[6-[(2S,3R,4S,5R)-5-carboxy-2,3,4,5-tetrahydroxyhexanoylamino]-butyryl	γE-x64

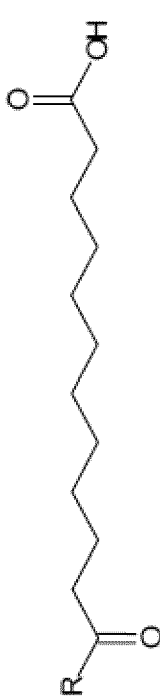
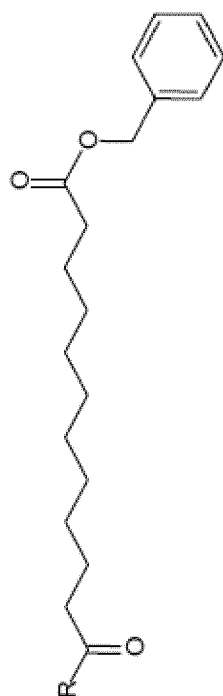
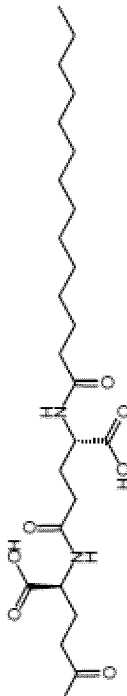
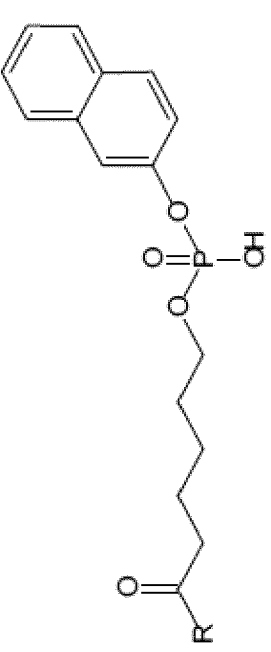
	(S)-4-Carboxy-4-((2S,3R,4S,5R)-5-carboxy-2,3,4,5-tetrahydroxy-pentanoylamino)-butyryl	vE-x65
	(S)-4-Carboxy-4-tetradecanoylamino-butyryl-	vE-x69
	(S)-4-(11-Benzyloxycarbonyl-undecanoylamino)-4-carboxy-butyryl	vE-x72
	(S)-4-Carboxy-4-[11-((2S,3R,4R,5R)-2,3,4,5,6-pentahydroxy-hexylcarbamoyl)]-undecanoylamino]-butyryl-	vE-x73

	(S)-4-Carboxy-4-(Z)-octadec-9-enoylamino)-butyryl-	γE-x74
	(S)-4-Carboxy-4-(4-dodecyloxybenzoylamino)-butyryl-	γE-x75
	(S)-4-Carboxy-4-henicosanoylamino)-butyryl-	γE-x76
	(S)-4-Carboxy-4-docosanoylamino)-butyryl-	γE-x77

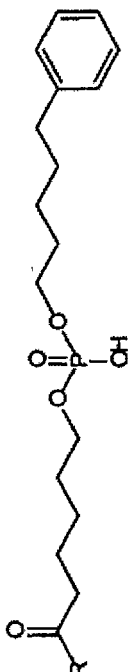
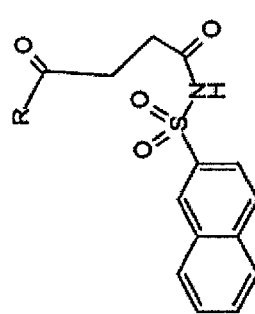
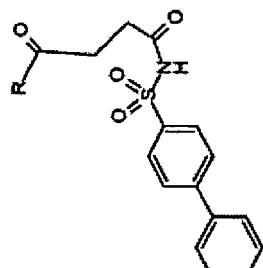
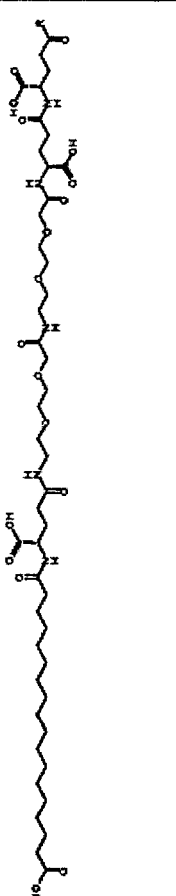
	(S)-4-Carboxy-4-((Z)-nonadec-10-enoylamino)-butyryl-	<p>γE-x79</p>
	(S)-4-Carboxy-4-(4-decyloxy-benzoylamino)-butyryl-	<p>γE-x80</p>
	(S)-4-Carboxy-4-[(4'-octyloxy-biphenyl-4-carbonyl)-amino]-butyryl-	<p>γE-x81</p>

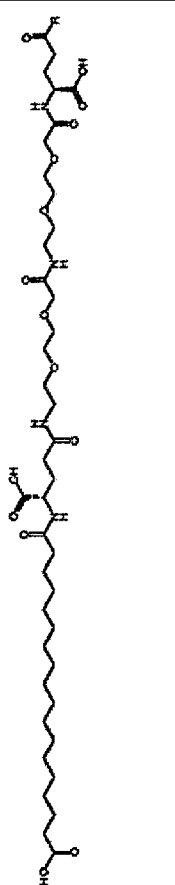
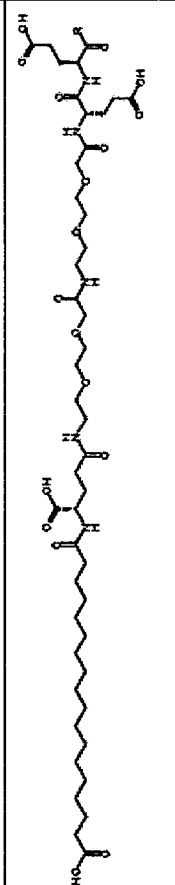
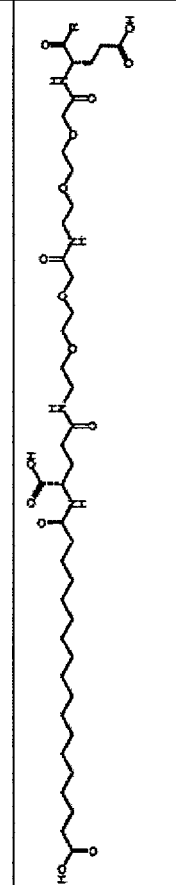
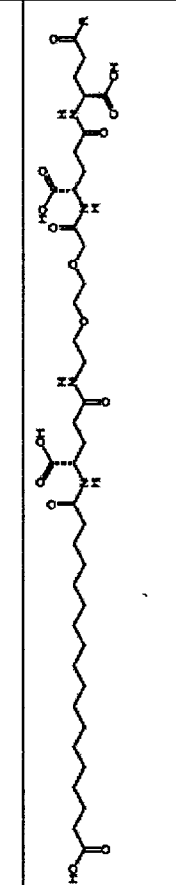
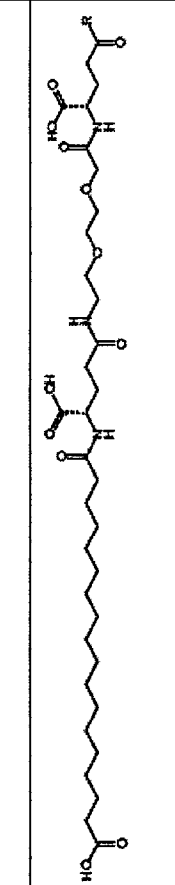
	(S)-4-Carboxy-4-(12-phenyl)-dodecanoylamino-butyryl-	γ E-x82
	(S)-4-Carboxy-4-icosanoylamino-butyryl-	γ E-X95
	(S)-4-Carboxy-4-((S)-4-carboxy-4-hexadecanoylamino-butyrylamino)-butyryl-	γ E- γ E-x53
	(S)-4-Carboxy-4-((S)-4-carboxy-4-octadecanoylamino-butyrylamino)-butyryl-	γ E- γ E-x70
	3-(3-Octadecanoylamino-propionylamino)-propionyl-	β -Ala- β -Ala-x70
	3-(3-Hexadecanoylamino-propionylamino)-propionyl-	β -Ala- β -Ala-x53
	3-Hexadecanoylamino-propionyl-	β -Ala-x53

	(S)-4-Carboxy-4-[(R)-4-((3R,5S,7R,8R,9R,10S,12S,13R,14R,17R)-3,7,12-trihydroxy-8,10,13-trimethyl-hexadecahydro-cyclopenta[a]phenanthren-17-yl)-pentanoylamino]-butyryl-	γE-x16
	(S)-4-Carboxy-4-[(R)-4-((3R,5R,8R,9S,10S,13R,14S,17R)-3-hydroxy-10,13-dimethyl-hexadecahydro-cyclopenta[a]phenanthren-17-yl)-pentanoylamino]-butyryl-	γE-x19
	(S)-4-Carboxy-4-((9S,10R)-9,10,16-trihydroxy-hexadecanoylamino)-butyryl-	γE-x25
	tetradecanoyl-	x69

	11-Carboxy-undecanoyl-	x71	
	11-Benzoyloxyundecanoyl-	x72	
	(S)-4-Carboxy-4-((S)-4-carboxy-4-tetradecanoylamino-butyl)-butyryl-	γE-γE-x69	
	6-[Hydroxy-(naphthalen-2-yloxy)-phosphoryloxy]-hexanoyl-	Phospho2	

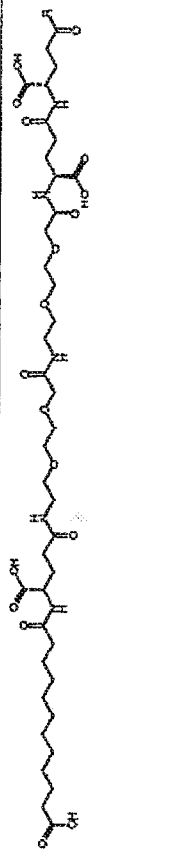
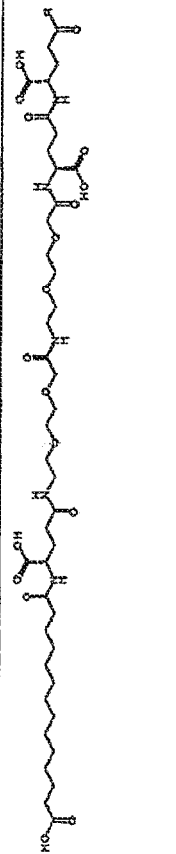
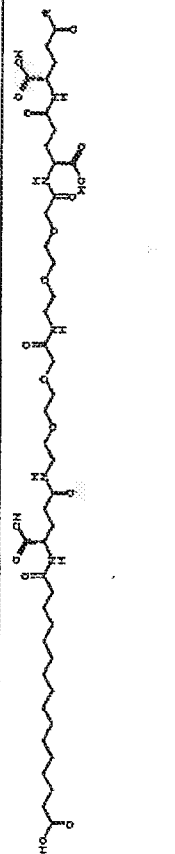
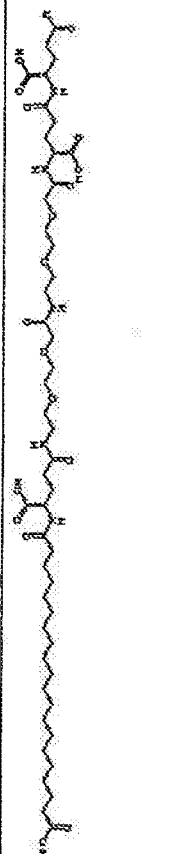
- 24 -

	Phospho3
	Sulfonamid 1
	Sulfonamid 2
	x100

	(S)-4-Carboxy-4-[2-{2-[2-(2-{2-((S)-4-carboxy-4-(17-carboxy-heptadecanoylamino)-butyrylamino]-ethoxy)-acetylamino]-ethoxy)-acetylamino]-butyryl	x101
	(S)-4-Carboxy-2-((S)-4-carboxy-2-[2-(2-{2-((S)-4-carboxy-4-(17-carboxy-heptadecanoylamino)-butyrylamino]-ethoxy)-acetylamino]-ethoxy)-acetylamino]-butyrylamino]-butyryl	x102
	(S)-4-Carboxy-2-[2-(2-{2-[2-(2-{2-((S)-4-carboxy-4-(17-carboxy-heptadecanoylamino)-butyrylamino]-ethoxy)-acetylamino]-ethoxy)-acetylamino]-butyryl	x103
	(S)-4-Carboxy-4-((S)-4-carboxy-4-[2-(2-{2-((S)-4-carboxy-4-(17-carboxy-heptadecanoylamino)-butyrylamino]-ethoxy)-acetylamino]-butyryl	x104
	(S)-4-Carboxy-4-[2-(2-{2-((S)-4-carboxy-4-(17-carboxy-heptadecanoylamino)-butyrylamino]-ethoxy)-acetylamino]-butyryl	x105

	(S)-4-Carboxy-2-[(S)-4-carboxy-2-[2-(2-{(S)-4-carboxy-4-(17-carboxy-heptadecanoylamino)-butyrylamino]-ethoxy)-acetylaminol]-butyrylamino]-butyryl	x106
	(S)-4-Carboxy-2-[2-(2-{(S)-4-carboxy-4-(17-carboxy-heptadecanoylamino)-butyrylamino]-ethoxy)-acetylaminol]-butyryl	x107
	2-(2-(2-{(S)-4-Carboxy-4-(17-carboxy-heptadecanoylamino)-butyrylamino]-ethoxy)-acetylaminol]-butyryl	x108
	2-(2-{(S)-4-Carboxy-4-(17-carboxy-heptadecanoylamino)-butyrylamino]-ethoxy)-acetylaminol	x109
	(S)-4-Carboxy-4-[(S)-4-carboxy-4-[(S)-4-carboxy-4-[(S)-4-carboxy-4-(19-carboxy-nonadecanoylamino)-butyrylamino]-butyrylamino]-butyrylamino]-butyryl	x110

	2-[2-(2-[2-(2-(S)-4-Carboxy-4-(16-1H-tetrazol-5-yl)-hexadecanoylamino)-ethoxy]-ethoxy)-acetylaminol]-butyryl	x111
	2-[2-(2-[2-(2-(S)-4-Carboxy-4-(16-carboxy-hexadecanoylamino)-butyrylamino]-ethoxy)-ethoxy)-acetylaminol]-butyryl	x112
	(S)-4-Carboxy-4-[(S)-4-carboxy-4-[(S)-4-carboxy-4-(17-carboxy-heptadecanoylamino)-butyrylamino]-butyrylamino]-butyryl	x113
	(S)-4-Carboxy-4-[(S)-4-carboxy-4-[2-[2-(2-[2-(2-(S)-4-carboxy-4-[10-(4-carboxy-phenoxy)-decanoylamino]-butyrylamino)-ethoxy]-ethoxy]-acetylaminol]-butyrylamino]-ethoxy]-acetylaminol]-butyryl	x114
	(S)-4-Carboxy-4-[(S)-4-carboxy-4-[2-(2-[2-(2-(S)-4-carboxy-4-(7-carboxy-heptanoylamino)-butyrylamino]-ethoxy)-ethoxy)-acetylaminol]-butyrylamino]-butyryl	x115

	(S)-4-Carboxy-4-[(S)-4-carboxy-4-{2-[2-(2-{2-[(S)-4-carboxy-4-(11-carboxy-undecanoylamino)-butyrylamino]-ethoxy)-acetylamino]-butyrylamino]-ethoxy}-acetylamino]-butyrylamino]-butyryl	x116
	(S)-4-Carboxy-4-[(S)-4-carboxy-4-{2-[2-(2-{2-[(S)-4-carboxy-4-(13-carboxy-tridecanoylamino)-butyrylamino]-ethoxy)-acetylamino]-butyrylamino]-ethoxy}-acetylamino]-butyrylamino]-butyryl	x117
	(S)-4-Carboxy-4-[(S)-4-carboxy-4-{2-[2-(2-{2-[(S)-4-carboxy-4-(15-carboxy-pentadecanoylamino)-butyrylamino]-ethoxy)-acetylamino]-butyrylamino]-ethoxy}-acetylamino]-butyrylamino]-butyryl	x118
	(S)-4-Carboxy-4-[(S)-4-carboxy-4-{2-[2-(2-{2-[(S)-4-carboxy-4-(19-carboxy-nonadecanoylamino)-butyrylamino]-ethoxy)-acetylamino]-butyrylamino]-ethoxy}-acetylamino]-butyrylamino]-butyryl	x119

According to one embodiment, -C(O)-R⁵ is selected from the group consisting of (S)-4-carboxy-4-hexadecanoylamino-butyryl (γE-x53), (S)-4-carboxy-4-octadecanoylamino-butyryl (γE-x70), 4-hexadecanoylamino-butyryl (GABA-x53), 4-{3-[(R)-2,5,7,8-tetramethyl-

2-((4R,8R)-4,8,12-trimethyl-tridecyl)-chroman-6-yloxycarbonyl]-propionylam (GABA-x60), 4-octadecanoylamino-butyryl (GABA-x70), 4-((Z)-octadec-9-enoylamino)-butyryl (GABA-x74), 6-[(4,4-Diphenyl-cyclohexyloxy)-hydroxy-phosphoryloxy]-hexanoyl (Phosphol), Hexadecanoyl (x53), (S)-4-Carboxy-4-(15-carboxy-pentadecanoylamino)-butyryl (x52), 5 (S)-4-Carboxy-4-{3-[3-((2S,3R,4S,5R)-5-carboxy-2,3,4,5-tetrahydroxy-pentanoylamino)-propionylamino]-propionylamino}-butyryl (γE-χ59), (S)-4-Carboxy-4-{3-[(R)-2,5,7,8-tetramethyl-2-((4R,8R)-4,8,12-trimethyl-tridecyl)-chroman-6-yloxycarbonyl]-propionylamino}-butyryl (γE-χ60), (S)-4-Carboxy-4-((9Z,12Z)-octadeca-9,12-dienoylamino)-butyryl (γE-χ61), (S)-4-Carboxy-4-[6-((2S,3R,4S,5R)-5-carboxy-2,3,4,5-10 tetrahydroxy-pentanoylamino)-hexanoylannino]-butyryl (γE-χ64), (S)-4-Carboxy-4-((2S,3R,4S,5R)-5-carboxy-2,3,4,5-tetrahydroxy-pentanoylamino)-butyryl (γE-χ65), (S)-4-carboxy-4-tetradecanoylamino-butyryl (γE-χ69), (S)-4-(1-1-Benzyloxycarbonyl-undecanoylamino)-4-carboxy-butyryl (γE-χ72), (S)-4-carboxy-4-[1-1-((2S,3R,4R,5R)-2,3,4,5,6-pentahydroxy-hexylcarbannoyl)-undecanoylannino]-butyryl (γE-χ73), (SHI S Carboxy-4-((Z)-octadec-9-enoylamino)-butyryl (γE-χ74), (S)-4-Carboxy-4-(4-dodecyloxy-benzoylamino)-butyryl (γE-χ75), (S)-4-Carboxy-4-henicosanoylamino-butyryl (γE-χ76), (S)-4-Carboxy-4-docosanoylamino-butyryl (γE-χ77), (S)-4-Carboxy-4-((Z)-nonadec-10-enoylamino)-butyryl (γE-χ79), (S)-4-Carboxy-4-(4-decyloxy-benzoylamino)-butyryl (γE-x80), (S)-4-Carboxy-4-[(4'-octyloxy-biphenyl-4-carbonyl)-amino]-butyryl (γE-χ81), (S)-4-20 Carboxy-4-(12-phenyl-dodecanoylamino)-butyryl (γE-χ82), (S)-4-Carboxy-4-icosanoylamino-butyryl (γE-χ95), (S)-4-Carboxy-4-((S)-4-carboxy-4-hexadecanoylamino-butyrylamino)-butyryl (γE-γE-χ53), (S)-4-Carboxy-4-((S)-4-carboxy-4-octadecanoylamino-butyrylamino)-butyryl (γE-γE-χ70), and 3-(3-Octadecanoylamino-propionylannino)-propionyl(-Ala- -Ala-x70).

According to another embodiment, -C(O)-R⁵ is selected from the group consisting of (S)-4-carboxy-4-octadecanoylamino-butyryl (γE-χ70), (S)-4-carboxy-4-hexadecanoylamino-butyryl (γE-χ53), and hexadecanoyl (x53).

According to yet another embodiment, -C(O)-R⁵ is (S)-4-carboxy-4-hexadecanoylamino-butyryl (γE-χ53).

In some embodiments of the invention, position X14 and/or X40 represents Lysine (Lys). According to some embodiments, Lys at position 14 and optionally at position 40 is functionalized, e.g. with a group -C(O)R⁵ as described above. In other embodiments, X40 is absent and X14 is Lys functionalized with -C(O)-R⁵, -C(O)O-R⁵, -C(O)NH-R⁵, -S(O)2-

R⁵ or R⁵, preferably by -C(O)-R⁵, wherein R⁵ is as defined above. In particular, X14 is Lys functionalized with C(O)-R⁵, which is selected from the group consisting of (S)-4-carboxy-4-hexadecanoylamino-butyryl (γE-χ53), (S)-4-carboxy-4-octadecanoylamino-butyryl (γE-χ70), 4-hexadecanoylamino-butyryl (GABA-x53), 4-{3-[(R)-2,5,7,8-tetramethyl-2-((4R,8R)-4,8,12-trimethyl-tridecyl)-chroman-6-yloxycarbonyl]-propionylamino}-butyryl-(GABA-x60), 4-octadecanoylamino-butyryl (GABA-x70), 4-((Z)-octadec-9-enoylamino)-butyryl (GABA-x74), 6-[(4,4-Diphenyl-cyclohexyloxy)-hydroxy-phosphoryloxy]-hexanoyl (Phosphol), Hexadecanoyl (x53), (S)-4-Carboxy-4-(15-carboxy-pentadecanoylamino)-butyryl (x52), (S)-4-Carboxy-4-{3-[3-((2S,3R,4S,5R)-5-carboxy-2,3,4,5-tetrahydroxy-pentanoylamino)-propionylamino]-propionylamino}-butyryl (γE-χ59), (S)-4-Carboxy-4-{3-[(R)-2,5,7,8-tetramethyl-2-((4R,8R)-4,8,12-trimethyl-tridecyl)-chroman-6-yloxycarbonyl]-propionylamino}-butyryl (γE-χ60), (S)-4-Carboxy-4-((9Z,12Z)-octadeca-9,12-dienoylamino)-butyryl (γE-χ61), (S)-4-Carboxy-4-[6-((2S,3R,4S,5R)-5-carboxy-2,3,4,5-tetrahydroxy-pentanoylamino)-hexanoylamino]-butyryl (γE-χ64), (S)-4-Carboxy-4-((2S,3R,4S,5R)-5-carboxy-2,3,4,5-tetrahydroxy-pentanoylamino)-butyryl (γE-χ65), (S)-4-carboxy-4-tetradecanoylamino-butyryl (γE-χ69), (S)-4-(1 1 -Benzyloxycarbonyl-undecanoylamino)-4-carboxy-butyryl (γE-χ72), (S)-4-carboxy-4-[1 1 -(2S,3R,4R,5R)-2,3,4,5,6-pentahydroxy-hexylcarbamoyl]-undecanoylamino]-butyryl (γE-χ73), (S)-4-Carboxy-4-((Z)-octadec-9-enoylamino)-butyryl (γE-χ74), (S)-4-Carboxy-4-(4-dodecyloxy-benzoylamino)-butyryl (γE-χ75), (S)-4-Carboxy-4-henicosanoylamino-butyryl (γE-χ76), (S)-4-Carboxy-4-docosanoylamino-butyryl (γE-χ77), (S)-4-Carboxy-4-((Z)-nonadec-10-enoylamino)-butyryl (γE-χ79), (S)-4-Carboxy-4-(4-decyloxy-benzoylamino)-butyryl (γE-x80), (S)-4-Carboxy-4-[(4'-octyloxy-biphenyl-4-carbonyl)-amino]-butyryl (γE-χ81), (S)-4-Carboxy-4-(12-phenyl-dodecanoylamino)-butyryl (γE-χ82), (S)-4-Carboxy-4-icosanoylamino-butyryl (γE-χ95), (S)-4-Carboxy-4-((S)-4-carboxy-4-hexadecanoylamino-butyrylamino)-butyryl (γE-γE-χ53), (S)-4-Carboxy-4-((S)-4-carboxy-4-octadecanoylamino-butyrylamino)-butyryl (γE-γE-χ70), and 3-(3-Octadecanoylamino-propionylamino)-propionyl(-Ala- -Ala-x70).

A further embodiment relates to a group of compounds, wherein

R¹ is NH₂,

R^2 is NH_2 or

R^1 and R^2 are NH_2 .

A further embodiment relates to a group of compounds, wherein

- 5 X2 represents an amino acid residue selected from Ser, D-Ser and Aib,
X3 represents an amino acid residue selected from Gln, His and α -amino-
functionalized Gln, wherein Gln may be functionalized in that an H of the α - NH_2
group is substituted by (C_1-C_4) -alkyl,
X14 represents an amino acid residue selected from Lys, Orn, Dab and Dap,
10 wherein the $-NH_2$ side chain group is functionalized by $-C(O)-R^5$,
X15 represents an amino acid residue selected from Glu and Asp,
X16 represents an amino acid residue selected from Ser, Lys and Glu,
X17 represents an amino acid residue selected from Arg, Glu, Gln, Leu and Lys,
X18 represents an amino acid residue selected from Arg and Ala,
15 X20 represents an amino acid residue selected from Gln, Arg, Lys and Aib,
X21 represents an amino acid residue selected from Asp, Leu and Glu,
X28 represents an amino acid residue selected from Asn, Arg, Lys, Aib, Ser, Glu,
Asp and Ala,
X29 represents an amino acid residue selected from Gly, Ala, D-Ala and Thr,
20 X35 represents an amino acid residue selected from Ala or Glu,
X39 is Ser or is absent,
X40 is either absent or represents Lys, wherein the $-NH_2$ side chain group can be
functionalized by $-C(O)-R^5$ and
 $-C(O)-R^5$ is as defined above.

25 A further embodiment relates to a group of compounds, wherein

- X2 represents an amino acid residue selected from D-Ser and Aib,
X3 represents Gln,
X14 represents an amino acid residue selected from Lys and Orn, wherein the $-NH_2$
30 side chain group is functionalized by $-C(O)-R^5$,
X15 represents an amino acid residue selected from Glu and Asp,
X16 represents an amino acid residue selected from Ser and Glu,
X17 represents an amino acid residue selected from Arg, Gln and Lys,
X18 represents an amino acid residue selected from Arg and Ala,

X20 represents an amino acid residue selected from Gln, Arg, Lys and Aib,
 X21 represents an amino acid residue selected from Asp, Leu and Glu,
 X28 represents an amino acid residue selected from Asn, Arg, Lys, Aib, Ser and Ala,
 X29 represents an amino acid residue selected from Gly, Ala or Thr,
 5 X35 represents Ala,
 X39 is Ser or is absent,
 X40 is either absent or represents Lys, wherein the -NH₂ side chain group can be
 functionalized by -C(O)-R⁵ and
 -C(O)-R⁵ is as defined above.

10

A further embodiment relates to a group of compounds, wherein

X20 represents an amino acid residue selected from Gln, Lys and Aib.

A further embodiment relates to a group of compounds, wherein

15

X2 represents an amino acid residue selected from D-Ser and Aib,

X3 represents Gln,

X14 represents Lys, wherein the -NH₂ side chain group is functionalized by one of
 the groups selected from 3-(3-octadecanoylamino-propionyl-amino)-propionyl-,
 4-hexadecanoylamino-butyryl-, 4-{3-[(R)-2,5,7,8-tetramethyl-2-((4R,8R)-4,8,12-
 20 trimethyl-tridecyl)-chroman-6-yloxy-carbonyl]-propionylamino}-butyryl-, 4-
 octadecanoylamino-butyryl-, 4-((Z)-octadec-9-enoylamino)-butyryl-,
 hexadecanoyl-, (S)-4-carboxy-4-((Z)-octadec-9-enoylamino)-butyryl-, (S)-4-
 carboxy-4-(4-dodecyloxy-benzoylamino)-butyryl-, (S)-4-carboxy-4-
 heneicosanoylamino-butyryl-, (S)-4-carboxy-4-docosanoylamino-butyryl-, (S)-4-
 25 carboxy-4-((Z)-nonadec-10-enoylamino)-butyryl-, (S)-4-carboxy-4-(4-decyloxy-
 benzoylamino)-butyryl-, (S)-4-carboxy-4-[(4'-octyloxy-biphenyl-4-carbonyl)-
 amino]-butyryl-, (S)-4-carboxy-4-(12-phenyl-dodecanoylamino)-butyryl-, (S)-4-
 carboxy-4-((S)-4-carboxy-4-hexadecanoylamino-butyrylamino)-butyryl-, (S)-4-
 carboxy-4-((S)-4-carboxy-4-octadecanoylamino-butyrylamino)-butyryl-, (S)-4-
 30 carboxy-4-{3-[(R)-2,5,7,8-tetramethyl-2-((4R,8R)-4,8,12-trimethyl-tridecyl)-
 chroman-6-yloxy-carbonyl]-propionylamino}-butyryl-, (S)-4-carboxy-4-((9Z,12Z)-
 octadeca-9,12-dienoylamino)-butyryl-, (S)-4-carboxy-4-octadecanoylamino-
 butyryl- and (S)-4-carboxy-4-hexadecanoylamino-butyryl-,

X15 represents Glu,

X16 represents Ser,

X17 represents an amino acid residue selected from Arg, Gln and Lys,

X18 represents Ala,

X20 represents Gln,

5 X21 represents Asp,

X28 represents Ala,

X29 represents Gly,

X35 represents Ala,

X39 is Ser

10 X40 is absent.

A further embodiment relates to a group of compounds of formula (I), wherein

X2 represents Aib,

X3 represents Gln,

15 X14 represents Lys, wherein the -NH₂ side chain group is functionalized, particularly
by (S)-4-Carboxy-4-hexadecanoylamino-butyryl- and (S)-4-Carboxy-4-
octadecanoylamino-butyryl-;

X15 represents an amino acid residue selected from Asp and Glu,

X16 represents an amino acid residue selected from Ser and Glu,

20 X17 represents an amino acid residue selected from Gln and Lys,

X18 represents Ala,

X20 represents an amino acid residue selected from Gln and Lys,

X21 represents an amino acid residue selected from Asp and Leu,

X28 represents Ala,

25 X29 represents an amino acid residue selected from Gly and D-Ala,

X35 represents Ala,

X39 is Ser,

X40 is absent.

30 A further embodiment relates to a group of compounds, wherein

X2 represents an amino acid residue selected from D-Ser and Aib,

X3 represents Gln,

X14 represents Lys, wherein the -NH₂ side chain group is functionalized, particularly
by (S)-4-Carboxy-4-octadecanoylamino-butyryl-;

X15 represents Asp,
 X16 represents Ser,
 X17 represents Arg,
 X18 represents Arg,
 5 X20 represents Gln,
 X21 represents Asp,
 X28 represents Ala,
 X29 represents an amino acid residue selected from Gly and D-Ala,
 X35 represents Ala,
 10 X39 is Ser,
 X40 is absent.

A further embodiment relates to a group of compounds, wherein

X2 represents D-Ser,
 15 X3 represents Gln,
 X14 represents Lys, wherein the -NH₂ side chain group can be functionalized,
 particularly by (S)-4-carboxy-4-{3-[(R)-2,5,7,8-tetramethyl-2-((4R,8R)-4,8,12-
 trimethyl-tridecyl)-chroman-6-yloxycarbonyl]-propionylamino}-butyryl-, (S)-4-
 carboxy-4-((9Z,12Z)-octadeca-9,12-dienoylamino)-butyryl-, (S)-4-carboxy-4-
 20 tetradecanoylamino-butyl-, (S)-4-carboxy-4-octadecanoylamino-butyl-, 2-
 ((S)-4-carboxy-4-{3-[3-((2S,3R,4S,5R)-5-carboxy-2,3,4,5-tetrahydroxy-
 pentanoylamino)-propionylamino]-propionylamino}-butyryl-, 2-[(S)-4-carboxy-4-
 [6-((2S,3R,4S,5R)-5-carboxy-2,3,4,5-tetrahydroxy-pentanoylamino)-
 hexanoylamino]-butyl-, 2-[(S)-4-carboxy-4-((2S,3R,4S,5R)-5-carboxy-2,3,4,5-
 25 tetrahydroxy-pentanoylamino)-butyl-, 2-[(S)-4-(11-benzyloxycarbonyl-
 undecanoylamino)-4-carboxy-butyl-, 2-[(S)-4-carboxy-4-[11-((2S,3R,4R,5R)-
 2,3,4,5,6-pentahydroxy-hexylcarbamoyl)-undecanoylamino]-butyl-;

X15 represents Asp,
 X16 represents Ser,
 30 X17 represents Arg,
 X18 represents Arg,
 X20 represents Gln,
 X21 represents Asp,
 X28 represents Asn,

X29 represents Gly,
X35 represents Ala,
X39 is Ser,
X40 is absent.

A further embodiment relates to a group of compounds, wherein

X2 represents D-Ser,

X3 represents Gln,

X14 represents Lys, wherein the -NH₂ side chain group is functionalized, particularly
by (S)-4-carboxy-4-hexadecanoylamino-butyryl- or hexadecanoyl-;

X15 represents an amino acid residue selected from Glu or Asp,

X16 represents Ser,

X17 represents Arg,

X18 represents Arg,

X20 represents Gln,

X21 represents Asp,

X28 represents an amino acid residue selected from Asn, Arg, Lys, Aib, Ser, Glu and
Asp,

X29 represents an amino acid residue selected from Gly, Ala, D-Ala and Thr,

X35 represents an amino acid residue selected from Ala, Glu, Arg and Lys,

X39 is Ser,

X40 is absent.

A further embodiment relates to a group of compounds, wherein

X2 represents D-Ser,

X3 represents Gln,

X14 represents Lys, wherein the -NH₂ side chain group is functionalized, particularly
by (S)-4-carboxy-4-hexadecanoylamino-butyryl- or hexadecanoyl-;

X15 represents an amino acid residue selected from Glu and Asp,

X16 represents an amino acid residue selected from Ser and Glu,

X17 represents an amino acid residue selected from Arg, Glu, Lys and Aib,

X18 represents an amino acid residue selected from Arg, Lys and Ala,

X20 represents an amino acid residue selected from Gln, Lys and Aib,

X21 represents an amino acid residue selected from Asp and Leu,

X28 represents an amino acid residue selected from Ala and Asn,

X29 represents Gly,

X35 represents Ala,

X39 is Ser,

X40 is absent.

A further embodiment relates to a group of compounds, wherein

X2 represents D-Ser,

X3 represents Gln,

5 X14 represents Orn or Dab, wherein the -NH₂ side chain group is functionalized,
particularly by (S)-4-carboxy-4-hexadecanoylamino-butyryl-;

X15 represents Glu,

X16 represents Ser,

X17 represents Arg,

10 X18 represents Arg,

X20 represents Gln,

X21 represents Asp,

X28 represents Ala,

X29 represents Gly,

15 X35 represents Ala,

X39 is Ser,

X40 is absent.

A further embodiment relates to a group of compounds, wherein

20 X2 represents D-Ser,

X3 represents Gln,

X14 represents Lys, wherein the -NH₂ side chain group is functionalized, particularly
by (S)-4-carboxy-4-hexadecanoylamino-butyryl- or hexadecanoyl-;

X15 represents an amino acid residue selected from Glu and Asp,

25 X16 represents Ser,

X17 represents an amino acid residue selected from Arg and Lys,

X18 represents an amino acid residue selected from Arg and Ala,

X20 represents Gln,

X21 represents an amino acid residue selected from Asp and Leu,

30 X28 represents an amino acid residue selected from Ala and Asn,

X29 represents Gly,

X35 represents Ala,

X39 represents Ser or is absent,

X40 is absent or represents Lys, wherein the -NH₂ side chain group is optionally functionalized, particularly by (S)-4-carboxy-4-hexadecanoylamino-butyryl- and R² is NH₂, NH(C₁-C₁₈) alkyl, which are unsubstituted or monosubstituted by OH or 3-fold-substituted by F, N[(C₁-C₆) alkyl]₂, NH(CH₂-CH₂-O)₁₋₂₄-(C₁-C₄) alkyl-COOH, NH-pyrrolidine (N-pyrrolidin-1-yl-amido), NH-benzyl (N-benzyl-amido) or N-morpholine (1-morpholin-4-yl), particularly by NH₂, NH-CH₂-CH₃, NH-(CH₂)₂-CH₃, NH-C(CH₃)₃, NH-CH₂-CF₃, NH-(CH₂)₁₂-OH, NH-(CH₂)₁₃-CH₃, NH-(CH₂)₁₄-CH₃, NH-(CH₂)₁₅-CH₃, NH-(CH₂)₁₇-CH₃, NH(CH₂-CH₂-O)₄-CH₂-CH₂-COOH, NH(CH₂-CH₂-O)₂₄-CH₂-CH₂-COOH, NH-N(CH₂)₄, NH-CH₂-C₆H₅, N(CH₂-CH₂)₂O.

A further embodiment relates to a group of compounds, wherein

X2 represents an amino acid residue selected from Ser, D-Ser and Aib,

X3 represents an amino acid residue selected from Gln, His, Asn and N^α-methylated Gln [Gln (α-NHCH₃)],

X14 represents Lys, wherein the -NH₂ side chain group is functionalized, particularly by (S)-4-carboxy-4-hexadecanoylamino-butyryl- or hexadecanoyl-;

X15 represents an amino acid residue selected from Glu and Asp,

X16 represents an amino acid residue selected from Ser and Lys,

X17 represents an amino acid residue selected from Arg and Glu,

X18 represents an amino acid residue selected from Arg and Ala,

X20 represents an amino acid residue selected from Gln, Arg and Aib,

X21 represents an amino acid residue selected from Asp and Leu,

X28 represents an amino acid residue selected from Ala and Asn,

X29 represents Gly,

X35 represents Ala,

X39 is Ser,

X40 is absent.

A further embodiment relates to a group of compounds of formula (I), wherein

X2 represents an amino acid residue selected from Ser, D-Ser and Aib,

X3 represents an amino acid residue selected from Gln, His and N^α-methylated Gln [Gln (α-NHCH₃)],

X14 represents Lys, wherein the -NH₂ side chain group is functionalized, particularly by (S)-4-carboxy-4-hexadecanoylamino-butyryl- or hexadecanoyl-;

X15 represents an amino acid residue selected from Glu and Asp,

X16 represents an amino acid residue selected from Ser and Lys,

X17 represents Arg,

X18 represents an amino acid residue selected from Arg and Ala,

5 X20 represents an amino acid residue selected from Gln and Aib,

X21 represents an amino acid residue selected from Asp and Leu,

X28 represents an amino acid residue selected from Ala and Asn,

X29 represents Gly,

X35 represents Ala,

10 X39 is Ser,

X40 is absent.

A further embodiment relates to a group of compounds of formula (I), wherein

X2 represents an amino acid residue selected from D-Ser and Aib,

15 X3 represents an amino acid residue selected from Gln and His,

X14 represents Lys, wherein the -NH₂ side chain group is functionalized, particularly
by (S)-4-carboxy-4-hexadecanoylamino-butyryl-, (S)-4-carboxy-4-((S)-4-
carboxy hexadecanoylamino-butyrylamino)-butyryl-, or (S)-4-carboxy-4-
octadecanoylamino-butyryl-;

20 X15 represents an amino acid residue selected from Glu and Asp,

X16 represents Glu,

X17 represents Glu,

X18 represents Ala,

X20 represents an amino acid residue selected from Arg and Lys,

25 X21 represents Leu,

X28 represents Ala,

X29 represents Gly,

X35 represents Ala,

X39 is Ser,

30 X40 is absent.

A still further preferred embodiment relates to a group of compounds wherein

X40 is absent.

A still further preferred embodiment relates to a group of compounds, wherein the functionalized Lys in position 14 is functionalized at its ϵ -amino group with $-C(O)-R^5$, and $-C(O)-R^5$ is (S)-4-carboxy-4-hexadecanoyl-amino-butyryl, (S)-4-carboxy-4-octadecanoylamino-butyryl, hexadecanoyl or octadecanoyl.

5

A still further preferred embodiment relates to a group of compounds wherein

X2 represents an amino acid residue selected from Aib and D-Ser;

X3 represents an amino acid residue selected from Gln and His;

X14 represents Lys, wherein the $-NH_2$ side chain group is functionalized by one of the groups selected from (S)-4-Carboxy-4-hexadecanoylamino-butyryl-, (S)-4-Carboxy-4-octadecanoylamino-butyryl-, (S)-4-Carboxy-4-((S)-4-carboxy-4-hexadecanoylamino-butyrylamino)-butyryl-, (S)-4-Carboxy-4-((S)-4-carboxy-4-octadecanoylamino-butyrylamino)-butyryl-, 3-(3-Octadecanoylamino-propionylamino)-propionyl-, 3-(3-Hexadecanoylamino-propionylamino)-propionyl-, (S)-4-Carboxy-4-henicosanoylamino-butyryl-, 4-Hexadecanoylamino-butyryl- and 4-octadecanoylamino-butyryl-,

10

15

X15 represents an amino acid residue selected from Asp and Glu;

X16 represents an amino acid residue selected from Ser and Glu;

X17 represents an amino acid residue selected from Arg, Gln, Lys, Aib and Leu;

X18 represents an amino acid residue selected from Arg and Ala;

X20 represents an amino acid residue selected from Gln, Aib and Lys;

X21 represents an amino acid residue selected from Asp, Glu and Lys;

X28 represents an amino acid residue selected from Asn, Ser, Aib, Ala and Arg;

X29 represents an amino acid residue selected from Gly, Thr, Ala and D-Ala;

X35 represents Ala;

X39 represents Ser and

X40 is absent.

20

25

A still further preferred embodiment relates to a group of compounds wherein

X2 represents an amino acid residue selected from Aib and D-Ser;

X3 represents Gln;

X14 represents Lys, wherein the $-NH_2$ side chain group is functionalized by one of the groups selected from (S)-4-carboxy-4-hexadecanoyl-amino-butyryl, (S)-4-carboxy-4-octadecanoylamino-butyryl, hexadecanoyl and octadecanoyl;

30

X15 represents Glu;
 X16 represents Ser;
 X17 represents an amino acid residue selected from Arg, Gln and Lys;
 X18 represents Ala;
 5 X20 represents Gln;
 X21 represents Asp;
 X28 represents Ala;
 X29 represents Gly;
 X35 represents Ala;
 10 X39 represents Ser and
 X40 is absent.

A further embodiment relates to a group of compounds, wherein

X2 represents Aib,
 15 X3 represents Gln,
 X14 represents Lys, wherein the -NH₂ side chain group is functionalized, particularly
 by (S)-4-Carboxy-4-henicosanoylamino-butyryl- and (S)-4-Carboxy-4-
 octadecanoylamino-butyryl-;
 X15 represents Asp,
 20 X16 represents an amino acid residue selected from Lys and Glu,
 X17 represents an amino acid residue selected from Arg and Glu,
 X18 represents an amino acid residue selected from Ala and Arg,
 X20 represents an amino acid residue selected from Gln and Lys,
 X21 represents an amino acid residue selected from Asp and Leu,
 25 X28 represents Ala,
 X29 represents an amino acid residue selected from Gly and D-Ala,
 X35 represents Ala,
 X39 is Ser,
 X40 is absent.

In one embodiment, the invention provides a peptidic compound having the formula (I):



wherein Z is a peptide moiety having the formula (IIa)

H-dSer-Q-G-T-F-T-S-D-L-S-K-Q-K(γ E-x53)-D-S-K-A-Aib-Q-D-F-I-E-W-L-K-A-G-G-P-S-S-

G-A-P-P-P-S-NH₂ (IIa).

In another embodiment, the invention provides a peptidic compound having the formula (I):

5 R¹ - Z - R² (I),

wherein Z is a peptide moiety having the formula (IIb)

H-dSer-Q-G-T-F-T-S-D-L-S-K-Q-K(γE-x53)-D-S-K-A-S-Q-D-F-I-E-W-L-K-A-G-G-P-S-S-G-A-P-P-P-S-NH₂ (IIb).

10 In another embodiment, the invention provides a peptidic compound having the formula (I):

R¹ - Z - R² (I),

wherein Z is a peptide moiety having the formula (IIc)

15 H-dSer-Q-G-T-F-T-S-D-L-S-K-Q-K(γE-x53)-D-S-K-A-L-Q-D-F-I-E-W-L-K-A-G-G-P-S-S-G-A-P-P-P-S-NH₂ (IIc).

In another embodiment, the invention provides a peptidic compound having the formula (I):

R¹ - Z - R² (I),

20 wherein Z is a peptide moiety having the formula (IId)

H-dSer-Q-G-T-F-T-S-D-L-S-K-Q-K(γE-x53)-D-S-K-A-A-Q-D-F-I-E-W-K-K-A-G-G-P-S-S-G-A-P-P-P-S-NH₂ (IId).

25 Specific examples of peptidic compounds of the invention are the compounds of SEQ ID NO: 4-181, as well as salts and solvates thereof.

Further specific examples of peptidic compounds of the invention are the compounds of SEQ ID NO: 4-181 and 196-223 as well as salts and solvates thereof.

30 Further specific examples of peptidic compounds of the invention are the compounds of SEQ ID NO: 7, 11-13, 22, 24-31, 34-39, 44-48, 86, 97, 123-124, 130-159, 164, 166, 173-176, as well as salts and solvates thereof.

Further specific examples of peptidic compounds of formula (I) are the compounds of SEQ

ID NO: 7, 11-13, 22, 24-31, 34-39, 44-48, 86, 97, 123-124, 130-159, 164, 166, 173-176, 196-223, 226-229 as well as salts and solvates thereof.

5 In some embodiments, the compound of the invention is selected from the group consisting of SEQ ID NOs.: 25, 31, 133, 148, 153, 155 and 158. In other embodiments, the compound of the invention is selected from the group consisting of SEQ ID NOs.: 209, 210, 211, 212 and 213.

10 According to one particular embodiment, the compound of the invention is represented by SEQ ID NO.: 97 (see Table 10). In another particular embodiment, the compound of formula (I) is represented by SEQ ID NO.: 24 (see Table 10).

15 In certain embodiments, i.e. when the compound of formula (I) comprises genetically encoded amino acid residues, the invention further provides a nucleic acid (which may be DNA or RNA) encoding said compound, an expression vector comprising such a nucleic acid, and a host cell containing such a nucleic acid or expression vector.

20 In a further aspect, the present invention provides a composition comprising a compound of the invention in admixture with a carrier. In preferred embodiments, the composition is a pharmaceutically acceptable composition and the carrier is a pharmaceutically acceptable carrier. The compound of the invention may be in the form of a salt, e.g. a pharmaceutically acceptable salt or a solvate, e.g. a hydrate. In still a further aspect, the present invention provides a composition for use in a method of medical treatment, particularly in human medicine.

25 In certain embodiments, the nucleic acid or the expression vector may be used as therapeutic agents, e.g. in gene therapy.

30 The compounds of formula (I) are suitable for therapeutic application without an additionally therapeutically effective agent. In other embodiments, however, the compounds are used together with at least one additional therapeutically active agent, as described in "combination therapy".

The compounds of formula (I) are particularly suitable for the treatment or prevention of

diseases or disorders caused by, associated with and/or accompanied by disturbances in carbohydrate and/or lipid metabolism, e.g. for the treatment or prevention of hyperglycemia, type 2 diabetes, impaired glucose tolerance, type 1 diabetes, obesity and metabolic syndrome. Further, the compounds of the invention are particularly suitable for the treatment or prevention of degenerative diseases, particularly neurodegenerative diseases.

The compounds described find use, inter alia, in preventing weight gain or promoting weight loss. By "preventing" is meant inhibiting or reducing when compared to the absence of treatment, and is not necessarily meant to imply complete cessation of a disorder.

The compounds of the invention may cause a decrease in food intake and/or increase in energy expenditure, resulting in the observed effect on body weight.

Independently of their effect on body weight, the compounds of the invention may have a beneficial effect on circulating cholesterol levels, being capable of improving lipid levels, particularly LDL, as well as HDL levels (e.g. increasing HDL/LDL ratio).

Thus, the compounds of the invention can be used for direct or indirect therapy of any condition caused or characterised by excess body weight, such as the treatment and/or prevention of obesity, morbid obesity, obesity linked inflammation, obesity linked gallbladder disease, obesity induced sleep apnea. They may also be used for treatment and prevention of the metabolic syndrome, diabetes, hypertension, atherogenic dyslipidemia, atherosclerosis, arteriosclerosis, coronary heart disease, or stroke. Their effects in these conditions may be as a result of or associated with their effect on body weight, or may be independent thereof.

Preferred medical uses include delaying or preventing disease progression in type 2 diabetes, treating metabolic syndrome, treating obesity or preventing overweight, for decreasing food intake, increase energy expenditure, reducing body weight, delaying the progression from impaired glucose tolerance (IGT) to type 2 diabetes; delaying the progression from type 2 diabetes to insulin-requiring diabetes; regulating appetite; inducing satiety; preventing weight regain after successful weight loss; treating a disease

or state related to overweight or obesity; treating bulimia; treating binge eating; treating atherosclerosis, hypertension, type 2 diabetes, IGT, dyslipidemia, coronary heart disease, hepatic steatosis, treatment of beta-blocker poisoning, use for inhibition of the motility of the gastrointestinal tract, useful in connection with investigations of the gastrointestinal tract using techniques such as X-ray, CT- and NMR-scanning.

Further preferred medical uses include treatment or prevention of degenerative disorders, particularly neurodegenerative disorders such as Alzheimer's disease, Parkinson's disease, Huntington's disease, ataxia, e.g. spinocerebellar ataxia, Kennedy disease, myotonic dystrophy, Lewy body dementia, multi-systemic atrophy, amyotrophic lateral sclerosis, primary lateral sclerosis, spinal muscular atrophy, prion-associated diseases, e.g. Creutzfeldt-Jacob disease, multiple sclerosis, telangiectasia, Batten disease, corticobasal degeneration, subacute combined degeneration of spinal cord, Tabes dorsalis, Tay-Sachs disease, toxic encephalopathy, infantile Refsum disease, Refsum disease, neuroacanthocytosis, Niemann-Pick disease, Lyme disease, Machado-Joseph disease, Sandhoff disease, Shy-Drager syndrome, wobbly hedgehog syndrome, proteopathy, cerebral β -amyloid angiopathy, retinal ganglion cell degeneration in glaucoma, synucleinopathies, tauopathies, frontotemporal lobar degeneration (FTLD), dementia, cadasil syndrome, hereditary cerebral hemorrhage with amyloidosis, Alexander disease, serpinopathies, familial amyloidotic neuropathy, senile systemic amyloidosis, serpinopathies, AL (light chain) amyloidosis (primary systemic amyloidosis), AH (heavy chain) amyloidosis, AA (secondary) amyloidosis, aortic medial amyloidosis, ApoAI amyloidosis, ApoAII amyloidosis, ApoAIV amyloidosis, familial amyloidosis of the Finnish type (FAF), Lysozyme amyloidosis, Fibrinogen amyloidosis, Dialysis amyloidosis, Inclusion body myositis/myopathy, Cataracts, Retinitis pigmentosa with rhodopsin mutations, medullary thyroid carcinoma, cardiac atrial amyloidosis, pituitary prolactinoma, Hereditary lattice corneal dystrophy, Cutaneous lichen amyloidosis, Mallory bodies, corneal lactoferrin amyloidosis, pulmonary alveolar proteinosis, odontogenic (Pindborg) tumor amyloid, cystic fibrosis, sickle cell disease or critical illness myopathy (CIM).

DETAILED DESCRIPTION OF THE INVENTION

Definitions

5 The amino acid sequences of the present invention contain the conventional one letter and three letter codes for naturally occurring amino acids, as well as generally accepted three letter codes for other amino acids, such as Aib (α -aminoisobutyric acid), Orn (ornithin), Dab (2,4-diamino butyric acid), Dap (2,3-diamino propionic acid), Nle (norleucine), GABA (γ -aminobutyric acid) or Ahx (ϵ -aminohexanoic acid).

10 The term "native exendin-4" refers to native exendin-4 having the sequence HEGTFTSDLSKQMEEEEAVRLFIEWLKNGGPSSGAPPPS-NH₂ (SEQ ID NO: 1).

The invention provides peptidic compounds as defined above.

15 The peptidic compounds of the present invention comprise a linear backbone of amino carboxylic acids linked by peptide, i.e. carboxamide bonds. Preferably, the amino carboxylic acids are α -amino carboxylic acids and more preferably L- α -amino carboxylic acids, unless indicated otherwise. The peptidic compounds preferably comprise a backbone sequence of 39-40 amino carboxylic acids.

20 The peptidic compounds may be functionalized (covalently linked) with chemical moieties at their N-terminus, C-terminus and at least one side chain. The N-terminus of the peptidic compound may be unmodified, i.e. an NH₂ group or a mono- or bisfunctionalized NH₂ group.

25 At the C-terminus, the peptidic compounds may be unmodified, i.e. have a OH group or be modified, e.g. with functionalized OH group or an NH₂ group or a monofunctionalized or bisfunctionalized NH₂ group as described above (see R)

30 The term "alkyl", as used herein, refers to saturated, monovalent hydrocarbon radicals. The alkyl groups can be linear, i.e. straight-chain, or branched.

The term "alkanediyl" or "alkylene", as used herein, refers to saturated, divalent hydrocarbon radicals. As far as applicable, the preceding explanations regarding alkyl groups apply correspondingly to alkanediyl groups, which thus can likewise be linear and branched. Examples of divalent alkyl groups are -CH₂- (= methylene), -CH₂-CH₂-, -CH₂-

$\text{CH}_2\text{-CH}_2\text{-}$, $\text{-CH}_2\text{-CH}_2\text{-CH}_2\text{-CH}_2\text{-}$, $\text{-CH(CH}_3\text{)-}$, $\text{-C(CH}_3\text{)}_2\text{-}$, $\text{-CH(CH}_3\text{)-CH}_2\text{-}$, $\text{-CH}_2\text{-CH(CH}_3\text{)-}$, $\text{-C(CH}_3\text{)}_2\text{-CH}_2\text{-}$, $\text{-CH}_2\text{-C(CH}_3\text{)}_2\text{-}$.

5 The term "cycloalkyl", as used herein, unless otherwise indicated, refers to a monovalent radical of a saturated or partially saturated hydrocarbon ring system, which can be monocyclic. Examples of cycloalkyl groups are cyclopropyl, cyclobutyl, cyclopentyl, cyclohexyl, cycloheptyl and cyclooctyl.

10 The term "heterocycloalkyl" or "heterocyclyl", as used herein unless otherwise indicated, refers to a cycloalkyl as defined above, in which 1, 2 or 3 carbon atoms are replaced by nitrogen, oxygen or sulfur atoms, provided that the heterocycloalkyl system is stable and suitable as a subgroup for the desired purpose of the compound of the formula (I) such as use as a drug substance. Depending on the definition of the respective heterocyclic group, in one embodiment of the invention the number of ring heteroatoms which can be
15 present in a heterocyclic group, independently of the number of ring heteroatoms in any other heterocyclic group, is 1, 2, 3 or 4, in another embodiment 1, 2 or 3, in another embodiment 1 or 2, in another embodiment 2, in another embodiment 1, wherein the ring heteroatoms can be identical or different. The heterocycloalkyl group can be attached by any ring carbon atom or saturated ring nitrogen atom.

20 Halogen is fluorine, chlorine, bromine or iodine.

The peptidic compounds of the present invention may have unmodified side chains or carry at least one modification at one of the side chains.

25 For the avoidance of doubt, in the definitions provided herein, it is generally intended that the sequence of the peptidic moiety (II) differs from native exendin-4 at least at one of those positions which are stated to allow variation. Amino acids within the peptide moiety (II) can be considered to be numbered consecutively from 0 to 40 in the
30 conventional N-terminal to C-terminal direction. Reference to a "position" within peptidic moiety (II) should be constructed accordingly, as should reference to positions within native exendin-4 and other molecules.

The amino acid residues at position 14 and optionally at position 40, having a side chain

with an -NH₂ group, e.g. Lys, Orn, Dab or Dap are conjugated to a functional group, e.g. acyl groups. Thus, one or more selected amino acids of the peptides in the present invention may carry a covalent attachment at their side chains. In some cases those attachments may be lipophilic. These lipophilic side chain attachments have the potential to reduce in vivo clearance of the peptides thus increasing their in vivo half-lives.

The lipophilic attachment may consist of a lipophilic moiety which can be a branched or unbranched, aliphatic or unsaturated acyclic moiety and/or a cyclic moiety selected from one or several aliphatic or unsaturated homocycles or heterocycles, aromatic condensed or non-condensed homocycles or heterocycles, ether linkages, unsaturated bonds and substituents, e.g. hydroxy and/or carboxy groups. The lipophilic moiety may be attached to the peptide either by alkylation, reductive amination or by an amide bond or a sulfonamide bond in case of amino acids carrying an amino group at their side chain, an ester bond in case of amino acids carrying a hydroxy group at their side chain or thioether or thioester linkages in case of amino acids carrying a thiol group at their side chain or it may be attached to a modified side chain of an amino acid thus allowing the introduction of a lipophilic moiety by click-chemistry or Michael-addition.

Nonlimiting examples of lipophilic moieties that can be attached to amino acid side chains include fatty acids, e.g. C₈₋₃₀ fatty acids such as palmitic acid, myristic acid, stearic acid and oleic acid, and/or cyclic groups as described above or derivatives thereof.

There might be one or several linkers between the amino acid of the peptide and the lipophilic attachment. Nonlimiting examples of those linkers are β -alanine, γ -glutamic acid, γ -aminobutyric acid and/or ϵ -aminohexanoic acid or dipeptides, such as β -Ala- β -Ala and/or γ -Glu- γ -Glu in all their stereo-isomer forms (S and R enantiomers).

Thus, one nonlimiting example of a side chain attachment is palmitic acid which is covalently linked to the α -amino group of glutamic acid forming an amide bond. The γ -carboxy group of this substituted glutamic acid can form an amide bond with the side chain amino group of a lysine within the peptide.

In a further aspect, the present invention provides a composition comprising a compound of the invention as described herein, or a salt or solvate thereof, in admixture with a carrier.

The invention also provides the use of a compound of the present invention for use as a medicament, particularly for the treatment of a condition as described below.

- 5 The invention also provides a composition wherein the composition is a pharmaceutically acceptable composition, and the carrier is a pharmaceutically acceptable carrier.

Peptide synthesis

- 10 The skilled person is aware of a variety of different methods to prepare peptides that are described in this invention. These methods include but are not limited to synthetic approaches and recombinant gene expression. Thus, one way of preparing these peptides is the synthesis in solution or on a solid support and subsequent isolation and purification. A different way of preparing the peptides is gene expression in a host cell in
15 which a DNA sequence encoding the peptide has been introduced. Alternatively, the gene expression can be achieved without utilizing a cell system. The methods described above may also be combined in any way.

- A preferred way to prepare the peptides of the present invention is solid phase synthesis on a suitable resin. Solid phase peptide synthesis is a well established methodology (see
20 for example: Stewart and Young, Solid Phase Peptide Synthesis, Pierce Chemical Co., Rockford, Ill., 1984; E. Atherton and R. C. Sheppard, Solid Phase Peptide Synthesis. A Practical Approach, Oxford-IRL Press, New York, 1989). Solid phase synthesis is initiated by attaching an N-terminally protected amino acid with its carboxy terminus to an inert
25 solid support carrying a cleavable linker. This solid support can be any polymer that allows coupling of the initial amino acid, e.g. a trityl resin, a chlorotriyl resin, a Wang resin or a Rink resin in which the linkage of the carboxy group (or carboxamide for Rink resin) to the resin is sensitive to acid (when Fmoc strategy is used). The polymer support must be stable under the conditions used to deprotect the α -amino group during the
30 peptide synthesis.

After the first amino acid has been coupled to the solid support, the α -amino protecting group of this amino acid is removed. The remaining protected amino acids are then coupled one after the other in the order represented by the peptide sequence using

appropriate amide coupling reagents, for example BOP (benzotriazol-1-yl-oxy-tris-(dimethylamino)-phosphonium), HBTU (2-(1H-benzotriazol-1-yl)-1,1,3,3-tetramethyluronium), HATU (O-(7-azabenzotriazol-1-yl-oxy-tris-(dimethylamino)-phosphonium) or DIC (N,N'-diisopropylcarbodiimide) / HOBt (1-hydroxybenzotriazol), wherein BOP, HBTU and
5 HATU are used with tertiary amine bases. Alternatively, the liberated N-terminus can be functionalized with groups other than amino acids, for example carboxylic acids, etc.

Usually, reactive side chain groups of the amino acids are protected with suitable blocking groups. These protecting groups are removed after the desired peptides have been
10 assembled. They are removed concomitantly with the cleavage of the desired product from the resin under the same conditions. Protecting groups and the procedures to introduce protecting groups can be found in Protective Groups in Organic Synthesis, 3d ed., Greene, T. W. and Wuts, P. G. M., Wiley & Sons (New York: 1999).

15 In some cases it might be desirable to have side chain protecting groups that can selectively be removed while other side chain protecting groups remain intact. In this case the liberated functionality can be selectively functionalized. For example, a lysine may be protected with an ivDde protecting group (S.R. Chhabra et al., Tetrahedron Lett. 39, (1998), 1603) which is labile to a very nucleophilic base, for example 4% hydrazine in
20 DMF (dimethyl formamide). Thus, if the N-terminal amino group and all side chain functionalities are protected with acid labile protecting groups, the ivDde ([1-(4,4-dimethyl-2,6-dioxocyclohex-1-ylidene)-3-methylbutyl] group can be selectively removed using 4% hydrazine in DMF and the corresponding free amino group can then be further modified, e.g. by acylation. The lysine can alternatively be coupled to a protected amino acid and
25 the amino group of this amino acid can then be deprotected resulting in another free amino group which can be acylated or attached to further amino acids.

Finally the peptide is cleaved from the resin. This can be achieved by using King's cocktail (D. S. King, C. G. Fields, G. B. Fields, Int. J. Peptide Protein Res. 36, 1990, 255-
30 266). The raw material can then be purified by chromatography, e.g. preparative RP-HPLC, if necessary.

Potency

As used herein, the term “potency” or “in vitro potency” is a measure for the ability of a compound to activate the receptors for GLP-1 or glucagon in a cell-based assay. Numerically, it is expressed as the “EC50 value”, which is the effective concentration of a compound that induces a half maximal increase of response (e.g. formation of intracellular cAMP) in a dose-response experiment.

Therapeutic uses

According to one aspect, the compounds of the invention are for use in medicine, particularly human medicine.

The compounds of the invention are agonists for the receptors for GLP-1 and for glucagon (e.g. “dual agonists”) and may provide an attractive option for targeting the metabolic syndrome by allowing simultaneous treatment of obesity and diabetes.

Metabolic syndrome is a combination of medical disorders that, when occurring together, increase the risk of developing type 2 diabetes, as well as atherosclerotic vascular disease, e.g. heart disease and stroke. Defining medical parameters for the metabolic syndrome include diabetes mellitus, impaired glucose tolerance, raised fasting glucose, insulin resistance, urinary albumin secretion, central obesity, hypertension, elevated triglycerides, elevated LDL cholesterol and reduced HDL cholesterol.

Obesity is a medical condition in which excess body fat has accumulated to the extent that it may have an adverse effect on health and life expectancy and due to its increasing prevalence in adults and children it has become one of the leading preventable causes of death in modern world. It increases the likelihood of various other diseases, including heart disease, type 2 diabetes, obstructive sleep apnoea, certain types of cancer, as well as osteoarthritis, and it is most commonly caused by a combination of excess food intake, reduced energy expenditure, as well as genetic susceptibility.

Diabetes mellitus, often simply called diabetes, is a group of metabolic diseases in which a person has high blood sugar levels, either because the body does not produce enough insulin, or because cells do not respond to the insulin that is produced. The most common types of diabetes are: (1) type 1 diabetes, where the body fails to produce insulin;

(2) type 2 diabetes, where the body fails to use insulin properly, combined with an increase in insulin deficiency over time, and (3) gestational diabetes, where women develop diabetes due to their pregnancy. All forms of diabetes increase the risk of long-term complications, which typically develop after many years. Most of these long-term complications are based on damage to blood vessels and can be divided into the two categories “macrovascular” disease, arising from atherosclerosis of larger blood vessels and “microvascular” disease, arising from damage of small blood vessels. Examples for macrovascular disease conditions are ischemic heart disease, myocardial infarction, stroke and peripheral vascular disease. Examples for microvascular diseases are diabetic retinopathy, diabetic nephropathy, as well as diabetic neuropathy.

The receptors for GLP-1 and glucagon are both members of the family B of G-protein coupled receptors. They are highly related to each other and share not only a significant level of sequence identity, but have also similar mechanisms of ligand recognition and intracellular signaling pathways.

Similarly, the peptides GLP-1 and glucagon are homologous to each other, with similar length and regions of high sequence identity. Both are produced from a common precursor, proglucagon, which is differentially processed in a tissue-specific manner to yield e.g. GLP-1 in intestinal endocrine cells and glucagon in alpha cells of pancreatic islets.

The incretin hormone GLP-1 is secreted by intestinal endocrine cells in response to food and enhances meal-stimulated insulin secretion. Evidence suggests that GLP-1 secretion is reduced in subjects with impaired glucose tolerance or type 2 diabetes, whereas responsiveness to GLP-1 is still preserved in these patients. Thus, targeting of the GLP-1 receptor with suitable agonists offers an attractive approach for treatment of metabolic disorders, including diabetes. The receptor for GLP-1 is distributed widely, being found mainly in pancreatic islets, brain, heart, kidney and the gastrointestinal tract. In the pancreas, GLP-1 acts in a strictly glucose-dependent manner by increasing secretion of insulin from beta cells. This glucose-dependency shows that activation of GLP-1 receptors is unlikely to cause hypoglycemia.

At the beta cell level, GLP-1 has been shown to promote glucose sensitivity, neogenesis,

proliferation, transcription of proinsulin and hypertrophy, as well as antiapoptosis. Other relevant effects of GLP-1 beyond the pancreas include delayed gastric emptying, increased satiety, decreased food intake, reduction of body weight, as well as neuroprotective and cardioprotective effects. In patients with type 2 diabetes, such
5 extrapancreatic effects could be particularly important considering the high rates of comorbidities like obesity and cardiovascular disease.

Glucagon is a 29-amino acid peptide hormone that is produced by pancreatic alpha cells and released into the bloodstream when circulating glucose is low. An important
10 physiological role of glucagon is to stimulate glucose output in the liver, which is a process providing the major counterregulatory mechanism for insulin in maintaining glucose homeostasis in vivo.

Glucagon receptors are however also expressed in extrahepatic tissues such as kidney, heart, adipocytes, lymphoblasts, brain, retina, adrenal gland and gastrointestinal tract, suggesting a broader physiological role beyond glucose homeostasis. Accordingly, recent
15 studies have reported that glucagon has therapeutically positive effects on energy management, including stimulation of energy expenditure and thermogenesis, accompanied by reduction of food intake and body weight loss. Altogether, stimulation of
20 glucagon receptors might be useful in the treatment of obesity and the metabolic syndrome.

Oxyntomodulin is a 37-amino acid peptide hormone consisting of glucagon with an eight amino acids encompassing C-terminal extension. Like GLP-1 and glucagon, it is
25 preformed in preproglucagon and cleaved and secreted in a tissue-specific manner by endocrinal cells of the small bowel. Oxyntomodulin is known to stimulate both, the receptors for GLP-1 and glucagon and is therefore the prototype of a dual agonist.

As GLP-1 is known for its anti-diabetic effects, GLP-1 and glucagon are both known for
30 their food intake-suppressing effects and glucagon is also a mediator of additional energy expenditure, it is conceivable that a combination of the activities of the two hormones in one molecule can yield a powerful medication for treatment of the metabolic syndrome and in particular its components diabetes and obesity.

Accordingly, the compounds of the invention may be used for treatment of glucose intolerance, insulin resistance, pre-diabetes, increased fasting glucose, type 2 diabetes, hypertension, dyslipidemia, arteriosclerosis, coronary heart disease, peripheral artery disease, stroke or any combination of these individual disease components.

5

In addition, they may be used for control of appetite, feeding and calory intake, increase of energy expenditure, prevention of weight gain, promotion of weight loss, reduction of excess body weight and altogether treatment of obesity, including morbid obesity.

10 Further disease states and health conditions which could be treated with the compounds of the invention are obesity-linked inflammation, obesity-linked gallbladder disease and obesity-induced sleep apnea.

15 Although all these conditions could be associated directly or indirectly with obesity, the effects of the compounds of the invention may be mediated in whole or in part via an effect on body weight, or independent thereof.

Further, diseases to be treated are neurodegenerative diseases such as Alzheimer's disease or Parkinson's disease, or other degenerative diseases as described above.

20

Pharmaceutical compositions

The term "pharmaceutical composition" indicates a mixture containing ingredients that are compatible when mixed and which may be administered. A pharmaceutical composition
25 may include one or more medicinal drugs. Additionally, the pharmaceutical composition may include carriers, buffers, acidifying agents, alkalizing agents, solvents, adjuvants, tonicity adjusters, emollients, expanders, preservatives, physical and chemical stabilizers e.g. surfactants, antioxidants and other components, whether these are considered active or inactive ingredients. Guidance for the skilled in preparing pharmaceutical compositions
30 may be found, for example, in Remington: The Science and Practice of Pharmacy, (20th ed.) ed. A. R. Gennaro A. R., 2000, Lippencott Williams & Wilkins and in R.C.Rowe et al (Ed), Handbook of Pharmaceutical Excipients, PhP, May 2013 update.

The exendin-4 peptide derivatives of the present invention, or salts thereof, are

administered in conjunction with an acceptable pharmaceutical carrier, diluent, or excipient as part of a pharmaceutical composition. A "pharmaceutically acceptable carrier" is a carrier which is physiologically acceptable (e.g. physiologically acceptable pH) while retaining the therapeutic properties of the substance with which it is administered.

5 Standard acceptable pharmaceutical carriers and their formulations are known to one skilled in the art and described, for example, in Remington: The Science and Practice of Pharmacy, (20th ed.) ed. A. R. Gennaro A. R., 2000, Lippencott Williams & Wilkins and in R.C.Rowe et al (Ed), Handbook of Pharmaceutical excipients, PhP, May 2013 update. One exemplary pharmaceutically acceptable carrier is physiological saline solution.

10

In one embodiment carriers are selected from the group of buffers (e.g. citrate/citric acid), acidifying agents (e.g. hydrochloric acid), alkalizing agents (e.g. sodium hydroxide), preservatives (e.g. phenol), co-solvents (e.g. polyethylene glycol 400), tonicity adjusters (e.g. mannitol), stabilizers (e.g. surfactant, antioxidants, amino acids).

Concentrations used are in a range that is physiologically acceptable.

Acceptable pharmaceutical carriers or diluents include those used in formulations suitable for oral, rectal, nasal or parenteral (including subcutaneous, intramuscular, intravenous, intradermal, and transdermal) administration. The compounds of the present invention will

15 typically be administered parenterally.

15

The term "pharmaceutically acceptable salt" means salts of the compounds of the invention which are safe and effective for use in mammals. Pharmaceutically acceptable salts may include, but are not limited to, acid addition salts and basic salts. Examples of

20 acid addition salts include chloride, sulfate, hydrogen sulfate, (hydrogen) phosphate, acetate, citrate, tosylate or mesylate salts. Examples of basic salts include salts with inorganic cations, e.g. alkaline or alkaline earth metal salts such as sodium, potassium, magnesium or calcium salts and salts with organic cations such as amine salts. Further examples of pharmaceutically acceptable salts are described in Remington: The Science

25 and Practice of Pharmacy, (20th ed.) ed. A. R. Gennaro A. R., 2000, Lippencott Williams & Wilkins or in Handbook of Pharmaceutical Salts, Properties, Selection and Use, e.d. P. H. Stahl, C. G. Wermuth, 2002, jointly published by Verlag Helvetica Chimica Acta, Zurich, Switzerland, and Wiley-VCH, Weinheim, Germany.

The term "solvate" means complexes of the compounds of the invention or salts thereof with solvent molecules, e.g. organic solvent molecules and/or water.

- 5 In the pharmaceutical composition, the exendin-4 derivative can be in monomeric or oligomeric form.

The term "therapeutically effective amount" of a compound refers to a nontoxic but sufficient amount of the compound to provide the desired effect. The amount of a
10 compound of the formula I necessary to achieve the desired biological effect depends on a number of factors, for example the specific compound chosen, the intended use, the mode of administration and the clinical condition of the patient. An appropriate "effective" amount in any individual case may be determined by one of ordinary skill in the art using routine experimentation. For example the "therapeutically effective amount" of a compound
15 of the formula (I) is about 0.01 to 50 mg/dose, preferably 0.1 to 10 mg/dose.

Pharmaceutical compositions of the invention are those suitable for parenteral (for example subcutaneous, intramuscular, intradermal or intravenous), oral, rectal, topical and peroral (for example sublingual) administration, although the most suitable mode of
20 administration depends in each individual case on the nature and severity of the condition to be treated and on the nature of the compound of formula I used in each case.

Suitable pharmaceutical compositions may be in the form of separate units, for example capsules, tablets and powders in vials or ampoules, each of which contains a defined
25 amount of the compound; as powders or granules; as solution or suspension in an aqueous or nonaqueous liquid; or as an oil-in-water or water-in-oil emulsion. It may be provided in single or multiple dose injectable form, for example in the form of a pen. The compositions may, as already mentioned, be prepared by any suitable pharmaceutical method which includes a step in which the active ingredient and the carrier (which may
30 consist of one or more additional ingredients) are brought into contact.

In certain embodiments the pharmaceutical composition may be provided together with a device for application, for example together with a syringe, an injection pen or an autoinjector. Such devices may be provided separate from a pharmaceutical composition

or prefilled with the pharmaceutical composition.

Combination therapy

5 The compounds of the present invention, dual agonists for the GLP-1 and glucagon receptors, can be widely combined with other pharmacologically active compounds, such as all drugs mentioned in the Rote Liste 2012 and/or the Rote Liste 2013, e.g. with all antidiabetics mentioned in the Rote Liste 2012, chapter 12, and/or the Rote Liste 2013, chapter 12, all weight-reducing agents or appetite suppressants mentioned in the Rote
10 Liste 2012, chapter 1, and/or the Rote Liste 2013, chapter 1, all lipid-lowering agents mentioned in the Rote Liste 2012, chapter 58, and/or the Rote Liste 2013, chapter 58, all antihypertensives and nephroprotectives, mentioned in the Rote Liste 2012 and/or the Rote Liste 2013, or all diuretics mentioned in the Rote Liste 2012, chapter 36, and/or the Rote Liste 2013, chapter 36.

15 The active ingredient combinations can be used especially for a synergistic improvement in action. They can be applied either by separate administration of the active ingredients to the patient or in the form of combination products in which a plurality of active ingredients are present in one pharmaceutical preparation. When the active ingredients
20 are administered by separate administration of the active ingredients, this can be done simultaneously or successively.

Most of the active ingredients mentioned hereinafter are disclosed in the USP Dictionary of USAN and International Drug Names, US Pharmacopeia, Rockville 2011.

25 Other active substances which are suitable for such combinations include in particular those which for example potentiate the therapeutic effect of one or more active substances with respect to one of the indications mentioned and/or which allow the dosage of one or more active substances to be reduced.

30 Therapeutic agents which are suitable for combinations include, for example, antidiabetic agents such as:

Insulin and Insulin derivatives, for example: Glargine / Lantus[®], 270 - 330U/mL of insulin glargine (EP 2387989 A), 300U/mL of insulin glargine (EP 2387989 A), Glulisin / Apidra[®], Detemir / Levemir[®], Lispro / Humalog[®] / Liprolog[®], Degludec / DegludecPlus, Aspart, basal insulin and analogues (e.g. LY-2605541, LY2963016, NN1436), PEGylated insulin Lispro, Humulin[®], Linjeta, SuliXen[®], NN1045, Insulin plus Symmlin, PE0139, fast-acting and short-acting insulins (e.g. Linjeta, PH20, NN1218, HinsBet), (APC-002)hydrogel, oral, inhalable, transdermal and sublingual insulins (e.g. Exubera[®], Nasulin[®], Afrezza, Tregopil, TPM 02, Capsulin, Oral-lyn[®], Cobalamin[®] oral insulin, ORMD-0801, NN1953, NN1954, NN1956, VIAtab, Oshadi oral insulin). Additionally included are also those insulin derivatives which are bonded to albumin or another protein by a bifunctional linker.

GLP-1, GLP-1 analogues and GLP-1 receptor agonists, for example: Lixisenatide / AVE0010 / ZP10 / Lyxumia, Exenatide / Exendin-4 / Byetta / Bydureon / ITCA 650 / AC-2993, Liraglutide / Victoza, Semaglutide, Taspoglutide, Syncria / Albiglutide, Dulaglutide, rExendin-4, CJC-1134-PC, PB-1023, TTP-054, Langlenatide / HM-11260C, CM-3, GLP-1 Eligen, ORMD-0901, NN-9924, NN-9926, NN-9927, Nodexen, Viador-GLP-1, CVX-096, ZYOG-1, ZYD-1, GSK-2374697, DA-3091, MAR-701, MAR709, ZP-2929, ZP-3022, TT-401, BHM-034. MOD-6030, CAM-2036, DA-15864, ARI-2651, ARI-2255, Exenatide-XTEN and Glucagon-Xten.

DPP-4 inhibitors, for example: Alogliptin / Nesina, Trajenta / Linagliptin / BI-1356 / Ondero / Trajenta / Tradjenta / Trayenta / Tradzenta, Saxagliptin / Onglyza, Sitagliptin / Januvia / Xelevia / Tesave / Janumet / Velmetia, Galvus / Vildagliptin, Anagliptin, Gemigliptin, Teneligliptin, Melogliptin, Trelagliptin, DA-1229, Omarigliptin / MK-3102, KM-223, Evogliptin, ARI-2243, PBL-1427, Pinoxacin.

SGLT2 inhibitors, for example: Invokana / Canagliflozin, Forxiga / Dapagliflozin, Remogliflozin, Sergliflozin, Empagliflozin, Ipragliflozin, Tofogliflozin, Luseogliflozin, LX-4211, Ertugliflozin / PF-04971729, RO-4998452, EGT-0001442, KGA-3235 / DSP-3235, LIK066, SBM-TFC-039,

Biguanides (e.g. Metformin, Buformin, Phenformin), Thiazolidinediones (e.g. Pioglitazone, Rivoglitazone, Rosiglitazone, Troglitazone), dual PPAR agonists (e.g. Aloglitazar, Muraglitazar, Tesaglitazar), Sulfonylureas (e.g. Tolbutamide, Glibenclamide,

Glimepiride/Amaryl, Glipizide), Meglitinides (e.g. Nateglinide, Repaglinide, Mitiglinide), Alpha-glucosidase inhibitors (e.g. Acarbose, Miglitol, Voglibose), Amylin and Amylin analogues (e.g. Pramlintide, Symmlin).

- 5 GPR119 agonists (e.g. GSK-263A, PSN-821, MBX-2982, APD-597, ZYG-19, DS-8500), GPR40 agonists (e.g. Fasiglifam / TAK-875, TUG-424, P-1736, JTT-851, GW9508).

- Other suitable combination partners are: Cycloset, inhibitors of 11-beta-HSD (e.g. LY2523199, BMS770767, RG-4929, BMS816336, AZD-8329, HSD-016, BI-135585),
10 activators of glucokinase (e.g. TTP-399, AMG-151, TAK-329, GKM-001), inhibitors of DGAT (e.g. LCQ-908), inhibitors of protein tyrosinephosphatase 1 (e.g. Trodusquemine), inhibitors of glucose-6-phosphatase, inhibitors of fructose-1,6-bisphosphatase, inhibitors of glycogen phosphorylase, inhibitors of phosphoenol pyruvate carboxykinase, inhibitors of glycogen synthase kinase, inhibitors of pyruvate dehydrokinase, alpha2-antagonists,
15 CCR-2 antagonists, SGLT-1 inhibitors (e.g. LX-2761).

- One or more lipid lowering agents are also suitable as combination partners, such as for example: HMG-CoA-reductase inhibitors (e.g. Simvastatin, Atorvastatin), fibrates (e.g. Bezafibrate, Fenofibrate), nicotinic acid and the derivatives thereof (e.g. Niacin), PPAR-
20 (alpha, gamma or alpha/gamma) agonists or modulators (e.g. Aleglitazar), PPAR-delta agonists, ACAT inhibitors (e.g. Avasimibe), cholesterol absorption inhibitors (e.g. Ezetimibe), Bile acid-binding substances (e.g. Cholestyramine), ileal bile acid transport inhibitors, MTP inhibitors, or modulators of PCSK9.

- 25 HDL-raising compounds such as: CETP inhibitors (e.g. Torcetrapib, Anacetrapib, Dalcetrapib, Evacetrapib, JTT-302, DRL-17822, TA-8995) or ABC1 regulators.

- Other suitable combination partners are one or more active substances for the treatment of obesity, such as for example: Sibutramine, Tesofensine, Orlistat, antagonists of the
30 cannabinoid-1 receptor, MCH-1 receptor antagonists, MC4 receptor agonists, NPY5 or NPY2 antagonists (e.g. Velneperit), beta-3-agonists, leptin or leptin mimetics, agonists of the 5HT2c receptor (e.g. Lorcaserin), or the combinations of bupropione/naltrexone, bupropione/zonisamide, bupropione/phentermine or pramlintide/metreleptin.

Other suitable combination partners are:

Further gastrointestinal peptides such as Peptide YY 3-36 (PYY3-36) or analogues thereof, pancreatic polypeptide (PP) or analogues thereof.

5

Glucagon receptor agonists or antagonists, GIP receptor agonists or antagonists, ghrelin antagonists or inverse agonists, Xenin and analogues thereof.

10

Moreover, combinations with drugs for influencing high blood pressure, chronic heart failure or atherosclerosis, such as e.g.: Angiotensin II receptor antagonists (e.g. telmisartan, candesartan, valsartan, losartan, eprosartan, irbesartan, olmesartan, tasosartan, azilsartan), ACE inhibitors, ECE inhibitors, diuretics, beta-blockers, calcium antagonists, centrally acting hypertensives, antagonists of the alpha-2-adrenergic receptor, inhibitors of neutral endopeptidase, thrombocyte aggregation inhibitors and

15

others or combinations thereof are suitable.

In another aspect, this invention relates to the use of a compound according to the invention or a physiologically acceptable salt thereof combined with at least one of the active substances described above as a combination partner, for preparing a medicament which is suitable for the treatment or prevention of diseases or conditions which can be affected by binding to the receptors for GLP-1 and glucagon and by modulating their activity. This is preferably a disease in the context of the metabolic syndrome, particularly one of the diseases or conditions listed above, most particularly diabetes or obesity or complications thereof.

20

25

The use of the compounds according to the invention, or a physiologically acceptable salt thereof, in combination with one or more active substances may take place simultaneously, separately or sequentially.

30

The use of the compound according to the invention, or a physiologically acceptable salt thereof, in combination with another active substance may take place simultaneously or at staggered times, but particularly within a short space of time. If they are administered simultaneously, the two active substances are given to the patient together; if they are used at staggered times, the two active substances are given to the patient within a period

of less than or equal to 12 hours, but particularly less than or equal to 6 hours.

Consequently, in another aspect, this invention relates to a medicament which comprises a compound according to the invention or a physiologically acceptable salt of such a compound and at least one of the active substances described above as combination
5 partners, optionally together with one or more inert carriers and/or diluents.

The compound according to the invention, or physiologically acceptable salt or solvate thereof, and the additional active substance to be combined therewith may both be
10 present together in one formulation, for example a tablet or capsule, or separately in two identical or different formulations, for example as so-called kit-of-parts.

LEGENDS TO THE FIGURES

Figure 1. Effect of s.c. administration of compound SEQ ID NO: 97 and comparators on gastric emptying and intestinal passage in female NMRI-mice. Data are mean+SEM. “*” indicates statistical significance versus vehicle, “#” versus comparators, respectively.

a) Effect of SEQ ID NO: 97 and Liraglutide (all 0.02 mg/kg, s.c.) on remaining gastric
20 contents (as indicator for gastric emptying)

b) Effect of SEQ ID NO: 97 and Liraglutide all 0.02 mg/kg, s.c., on small intestinal motility

c) Effect of SEQ ID NO: 97, at 0.02 and 0.002 mg/kg, s.c., on remaining gastric contents
25 (as indicator for gastric emptying)

d) Effect of SEQ ID NO: 97, at 0.02 and 0.002 mg/kg, s.c., on small intestinal motility

Figure 2. Effect of SEQ ID NO: 97, 0.1 and 0.01 mg/kg, s.c., on 22-hours food intake in
30 female NMRI-mice. Data are mean+SEM. *p<0.05.

Figure 3. Acute effect of s.c. administration of compound SEQ ID NO: 97 on blood glucose in female diet-induced obese C57BL/6NCrl mice (9 months on high-fat diet). Data are mean+SEM. *p<0.05.

Figure 4. Acute effect of s.c. administration of compound SEQ ID NO: 97 on blood glucose in female leptin-receptor deficient diabetic db/db mice. Data are mean+SEM. *p<0.05.

5

Figure 5. Glucose level before and after 4 weeks of subcutaneous treatment with SEQ ID NO: 97 in female leptin-receptor deficient diabetic db/db mice. Data are mean+SEM.

Figure 6. HbA1c level before and after 4 weeks of subcutaneous treatment with SEQ ID NO: 97 in female leptin-receptor deficient diabetic db/db mice. Data are mean+SEM.

10

Figure 7. Body weight development during 3 weeks of subcutaneous treatment with SEQ ID NO: 24 in male high-fat fed C57BL/6N Crl mice. Data are mean+SEM.

15

Figure 8. Relative body weight change in % during 3 weeks of subcutaneous treatment with SEQ ID NO: 24 in male high-fat fed C57BL/6N Crl mice. Data are mean+SEM.

Figure 9. Determination of total fat mass measured by nuclear magnetic resonance (NMR) using a Bruker minispec, before and after 3 weeks of treatment with SEQ ID NO: 24 in male high-fat fed C57BL/6N Crl mice. Data are mean+SEM.

20

Figure 10. Acute effect of s.c. administration of compound SEQ ID NO: 24 on blood glucose in female leptin-receptor deficient diabetic db/db mice. Data are mean+SEM.

25

Figure 11. Glucose level before and after 4 weeks of subcutaneous treatment with SEQ ID NO: 24 in female leptin-receptor deficient diabetic db/db mice. Data are mean+SEM.

Figure 12. HbA1c level before and after 4 weeks of subcutaneous treatment with SEQ ID NO: 24 in female leptin-receptor deficient diabetic db/db mice. Data are mean+SEM.

METHODS

Abbreviations employed are as follows:

5	ivDde:	1-(4,4-dimethyl-2,6-dioxocyclohexylidene)3-methyl-butyl
	Dde:	1-(4,4-dimethyl-2,6-dioxocyclohexylidene)-ethyl
	TFA:	trifluoroacetic acid
	BOP	benzotriazol-1-yl-oxy-tris-(dimethylamino)-phosphonium hexafluorophosphate
	HBTU	2-(1H-benzotriazol-1-yl)-1,1,3,3-tetramethyl-uronium hexafluorophosphate
10	HATU	O-(7-azabenzotriazol-1-yl)-N,N,N',N'-tetramethyluronium hexafluorophosphate
	DIC	N,N'-diisopropylcarbodiimide
	HOBt	1-hydroxybenzotriazol
	DMF	dimethyl formamide
	EDT	ethanedithiol
15	HPLC	High Performance Liquid Chromatography
	Boc	tert-butyloxycarbonyl
	Fmoc	fluorenyloxycarbonyl
	PEG	Polyethylene Glycol
	HTRF	Homogenous Time Resolved Fluorescence
20	BSA	bovine serum albumin
	FBS	fetal bovine serum
	DMEM	Dulbecco's modified Eagle's medium
	PBS	phosphate buffered saline
	HEPES	2-[4-(2-hydroxyethyl)piperazin-1-yl]ethanesulfonic acid
25	IBMX	3-Isobutyl-1-methylxanthine

General synthesis of peptidic compounds

Materials:

30

Different Rink-Amide resins (4-(2',4'-Dimethoxyphenyl-Fmoc-aminomethyl)-phenoxyacetamido-norleucylaminomethyl resin, Merck Biosciences; 4-[(2,4-Dimethoxyphenyl)(Fmoc-amino)methyl]phenoxy acetamido methyl resin, Agilent Technologies) were used for the synthesis of peptide amides with loadings in the range of

0.3-0.4 mmol/g. Suppliers were Merck Biosciences and Agilent Technologies. From the same suppliers 2-chloro-trityl-chloride polystyrene resins with loadings up to 1.4 mmol/g were purchased and used for the synthesis of peptide acids.

5 Fmoc protected natural amino acids were purchased from Protein Technologies Inc., Senn Chemicals, Merck Biosciences, Novabiochem, Iris Biotech or Bachem. The following standard amino acids were used throughout the syntheses: Fmoc-L-Ala-OH, Fmoc-L-Asn(Trt)-OH, Fmoc-L-Asp(OtBu)-OH, Fmoc-L-Cys(Trt)-OH, Fmoc-L-Gln(Trt)-OH, Fmoc-L-Glu(OtBu)-OH, Fmoc-Gly-OH, Fmoc-L-His(Trt)-OH, Fmoc-L-Ile-OH, Fmoc-L-Leu-OH,
10 Fmoc-L-Lys(Boc)-OH, Fmoc-L-Met-OH, Fmoc-L-Phe-OH, Fmoc-L-Pro-OH, Fmoc-L-Ser(tBu)-OH, Fmoc-L-Thr(tBu)-OH, Fmoc-L-Trp(Boc)-OH, Fmoc-L-Tyr(tBu)-OH, Fmoc-L-Val-OH.

In addition, the following special amino acids were purchased from the same suppliers as
15 above: Fmoc-L-Lys(ivDde)-OH, Fmoc-Aib-OH, Fmoc-D-Ser(tBu)-OH, Fmoc-D-Ala-OH, Boc-L-His(Boc)-OH (available as toluene solvate) and Boc-L-His(Trt)-OH.

The solid phase peptide syntheses were performed on a Prelude Peptide Synthesizer (Protein Technologies Inc) using standard Fmoc chemistry and HBTU/DIPEA activation.
20 DMF was used as the solvent. Deprotection: 20% piperidine/DMF for 2 x 2.5 min. Washes: 7 x DMF. Coupling 2:5:10 200 mM AA / 500 mM HBTU / 2M DIPEA in DMF 2 x for 20 min. Washes: 5 x DMF.

In cases where a Lys-side chain was modified, Fmoc-L-Lys(ivDde)-OH was used in the
25 corresponding position. After completion of the synthesis, the ivDde group was removed according to a modified literature procedure (S.R. Chhabra et al., Tetrahedron Lett. 39, (1998), 1603), using 4% hydrazine hydrate in DMF. The following acylations were carried out by treating the resin with the N-hydroxy succinimide esters of the desired acid or using coupling reagents like HBTU/DIPEA or HOBt/DIC.

30

All the peptides that had been synthesized were cleaved from the resin with King's cleavage cocktail consisting of 82.5% TFA, 5% phenol, 5% water, 5% thioanisole, 2.5% EDT. The crude peptides were then precipitated in diethyl or diisopropyl ether, centrifuged, and lyophilized. Peptides were analysed by analytical HPLC and checked by

ESI mass spectrometry. Crude peptides were purified by a conventional preparative HPLC purification procedure.

Analytical HPLC was performed on an Agilent 1100 Series HPLC system with a Waters XBridge BEH130 3.5 μ m C18 column (2.1 x 150 mm) at 40 °C with a gradient elution at a flow rate of 0.5 mL/min and monitored at 215 and 280 nm. The gradients were set up as 10% B to 90% B over 15 min and then 90% B for 1 min or as 15% B to 50% B over 12.5 min and then 50% B to 90% B over 3 min. Buffer A = 0.1 % formic acid in water and B = 0.1 % formic acid in acetonitrile.

General Preparative HPLC Purification Procedure:

The crude peptides were purified either on an Äkta Purifier System or on a Jasco semiprep HPLC System. Preparative RP-C18-HPLC columns of different sizes and with different flow rates were used depending on the amount of crude peptide to be purified. Acetonitrile + 0.1% TFA (B) and water + 0.1% TFA (A) were employed as eluents. Product-containing fractions were collected and lyophilized to obtain the purified product.

Solubility and Stability-Testing of exendin-4 derivatives

Prior to the testing of solubility and stability of a peptide batch, its content was determined. Therefore, two parameters were investigated, its purity (HPLC-UV) and the amount of salt load of the batch (ion chromatography). Since synthesized peptides contain primarily trifluoroacetate anions, only anion chromatography was performed.

For solubility testing, the target concentration was 1.0 mg/mL pure compound. Therefore, solutions from solid samples were prepared in different buffer systems with a concentration of 1.0 mg/mL compound based on the previously determined content. HPLC-UV was performed after 2 h of gentle agitation from the supernatant, which was obtained by 20 min of centrifugation at 4000 rpm.

The solubility was then determined by comparison with the UV peak areas obtained with a stock solution of the peptide at a concentration of 2 mg/mL in pure water or a variable

amount of acetonitrile (optical control that all of the compound was dissolved). This analysis also served as starting point (t0) for the stability testing.

5 For stability testing, an aliquot of the supernatant obtained for solubility was stored for 7 days at 25°C. After that time course, the sample was centrifuged for 20 min at 4000 rpm and the supernatant was analysed with HPLC-UV.

10 For determination of the amount of the remaining peptide, the peak areas of the target compound at t0 and t7 were compared, resulting in “% remaining peptide”, following the equation

% remaining peptide = [(peak area peptide t7) x 100]/peak area peptide t0.

15 The amount of soluble degradation products was calculated from the comparison of the sum of the peak areas from all observed impurities reduced by the sum of peak areas observed at t0 (i.e. to determine the amount of newly formed peptide-related species). This value was given in percentual relation to the initial amount of peptide at t0, following the equation:

20 % soluble degradation products = {[(peak area sum of impurities t7) - (peak area sum of impurities t0)] x 100}/peak area peptide t0

25 The potential difference from the sum of “% remaining peptide” and “% soluble degradation products” to 100% reflects the amount of peptide which did not remain soluble upon stress conditions following the equation

% precipitate = 100-([% remaining peptide] + [% soluble degradation products])

30 This precipitate includes non-soluble degradation products, polymers and/or fibrils, which have been removed from analysis by centrifugation.

Anion Chromatography

Instrument: Dionex ICS-2000, pre/column: Ion Pac AG-18 2 x 50 mm (Dionex)/AS18 2 x

250 mm (Dionex), eluent: aqueous sodium hydroxide, flow: 0.38 mL/min, gradient: 0-6 min: 22 mM KOH, 6-12 min: 22-28 mM KOH, 12-15 min: 28-50 mM KOH, 15-20min: 22mM, suppressor: ASRS 300 2 mm, detection: conductivity.

5 HPLC-UV

Instrument: Agilent 1100, column: X-Bridge C18 3.5 μ m 2,1 x 150 mm (Waters), eluent: A: H2O + 500 ppm TFA/ B: Methanol, flow: 0.55 mL/min, gradient: 0-5 min: 10 - 60% B; 5 - 15 min: 60 - 99% B; detection: 214 nm.

10

In vitro cellular assays for GLP-1 receptor and glucagon receptor efficacy

Agonism of compounds for the two receptors was determined by functional assays measuring cAMP response of HEK-293 cell lines stably expressing human GLP-1 or glucagon receptor.

15

cAMP content of cells was determined using a kit from Cisbio Corp. (cat. no. 62AM4PEC) based on HTRF (Homogeneous Time Resolved Fluorescence). For preparation, cells were split into T175 culture flasks and grown overnight to near confluency in medium (DMEM / 10% FBS). Medium was then removed and cells washed with PBS lacking calcium and magnesium, followed by proteinase treatment with accutase (Sigma-Aldrich cat. no. A6964). Detached cells were washed and resuspended in assay buffer (1 x HBSS; 20 mM HEPES, 0.1% BSA, 2 mM IBMX) and cellular density determined. They were then diluted to 400000 cells/ml and 25 μ l-aliquots dispensed into the wells of 96-well plates. For measurement, 25 μ l of test compound in assay buffer was added to the wells, followed by incubation for 30 minutes at room temperature. After addition of HTRF reagents diluted in lysis buffer (kit components), the plates were incubated for 1 hr, followed by measurement of the fluorescence ratio at 665 / 620 nm. In vitro potency of agonists was quantified by determining the concentrations that caused 50% activation of maximal response (EC50).

20

25

30

Bioanalytical screening method for quantification of peptide GLP1-GCG receptor agonists in mice

Mice were dosed 1 mg/kg subcutaneously (s.c.). The mice were sacrificed and blood samples were collected after 0.25, 1, 2, 4, 8, 16 and 24 hours post application. Plasma samples were analysed after protein precipitation via liquid chromatography mass spectrometry (LC/MS). PK parameters and half-life were calculated using WinonLin Version 5.2.1 (non-compartment model).

Gastric emptying and intestinal passage in mice

Female NMRI-mice of a body weight between 20 and 30 g were used. Mice were adapted to housing conditions for at least one week.

Mice were overnight fasted, while water remained available all the time. On the study day, mice were weighed, single-caged and allowed access to 500 mg of feed for 30 min, while water was removed. At the end of the 30 min feeding period, remaining feed was removed and weighed. 60 min later, a coloured, non-caloric bolus was instilled via gavage into the stomach. The test compound / reference compound or its vehicle in the control group was administered subcutaneously, to reach C_{max} when coloured bolus was administered. After another 30 min, the animals were sacrificed and the stomach and the small intestine prepared. The filled stomach was weighed, emptied, carefully cleaned and dried and reweighed. The calculated stomach content indicated the degree of gastric emptying. The small intestine was straightened without force and measured in length. Then the distance from the gastric beginning of the gut to the tip of the farthest travelled intestinal content bolus was measured. The intestinal passage was given as relation in percent of the latter distance and the total length of the small intestine.

Statistical analyses were performed with Everstat 6.0 by 1-way-ANOVA, followed by Dunnetts or Newman-Keuls as post-hoc test, respectively. Differences were considered statistically significant at the $p < 0.05$ level. As post hoc test Dunnet's Test was applied to compare versus vehicle control, only. Newman-Keul's Test was applied for all pairwise comparisons (i.e. versus vehicle and reference groups).

Automated assessment of feed intake in mice

Female NMRI-mice of a body weight between 20 and 30 g were used. Mice were adapted to housing conditions for at least one week and for at least one day single-caged in the assessment equipment, when basal data were recorded simultaneously. On the study day, test product was administered subcutaneously close to the lights-off phase (12 h lights off) and assessment of feed consumption was directly started afterwards. Assessment included continued monitoring (every 30 min) over 22 hours. Repetition of this procedure over several days was possible. Restriction of assessment to 22 hours was for practical reasons to allow for reweighing of animals, refilling of feed and water and drug administration between procedures. Results could be assessed as cumulated data over 22 hours or differentiated to 30 min intervals.

Statistical analyses were performed with Everstat 6.0 by two-way ANOVA on repeated measures and Dunnetts post-hoc analyses. Differences were considered statistically significant at the $p < 0.05$ level.

Acute and subchronic effects of exendin-4 derivatives after subcutaneous treatment on blood glucose and body weight in female diet-induced obese (DIO) C57BL/6NCrl mice (10 months on high-fat diet)

Female C57BL/6NCrl mice were housed in groups in a specific pathogen-free barrier facility on a 12-h light/dark cycle with free access to water and high-fat diet. After 10 months on high-fat diet, mice were stratified to treatment groups ($n = 8$), so that each group had similar mean body weight.

An aged-matched group with ad-libitum access to standard chow was included as standard control group.

Before the experiment, mice were subcutaneously (s.c.) injected with vehicle solution and weighed for 3 days to acclimate them to the procedures.

1) Acute effect on blood glucose in fed DIO mice: initial blood samples were taken just before first administration (s.c.) of vehicle (phosphate buffer solution) or the exendin-4 derivatives at doses of 3, 10, and 100 $\mu\text{g/kg}$ (dissolved in phosphate puffer), respectively. The volume of administration was 5 mL/kg. The animals had access to water and their

corresponding diet during the experiment, food consumption was determined at all time points of blood sampling. Blood glucose levels were measured at $t = 0.5$ h, $t = 1$ h, $t = 2$ h, $t = 4$ h, $t = 6$ h, $t = 8$ h, and $t = 24$ h (method: d-glucose hexokinase, hemolysate, AU640 Beckman Coulter). Blood sampling was performed by tail incision without anaesthesia.

5

Comparable data can also be obtained when using male mice.

2) Subchronic effect on body weight: all animals were treated once daily s.c. in the morning, at the beginning of the light phase (12 h lights on) with either vehicle or exendin-4 derivatives at the abovementioned doses for 4 weeks. Body weight was recorded daily. On days 6 and 28, total fat mass was measured by nuclear magnetic resonance (NMR) using a Bruker minispec (Ettlingen, Germany).

10

Comparable data can be obtained for both female and male mice.

15

Statistical analyses were performed with Everstat 6.0 by repeated measures two-way ANOVA and Dunnetts post-hoc analyses (glucose profile) and 1-way-ANOVA, followed by Dunnetts post-hoc test (body weight, body fat). Differences versus vehicle-treated DIO control mice were considered statistically significant at the $p < 0.05$ level.

20

Acute and subchronic effects of exendin-4 derivatives after subcutaneous treatment on blood glucose and HbA1c in female leptin-receptor deficient diabetic db/db mice

25

Female BKS.Cg-m $+/+$ Leprdb/J (db/db) and BKS.Cg-m $+/+$ Leprdb/+ (lean control) mice were obtained from Charles River Laboratories, Germany, at an age of 9 – 10 weeks. The animals were housed in groups in a specific pathogen-free barrier facility on a 12-h light/dark cycle with free access to water and rodent-standard chow. After 1 week of acclimatization, blood samples were drawn from the tail without anaesthesia and blood glucose (method: d-glucose hexokinase, hemolysate, AU640 Beckman Coulter) and HbA1c level (method: hemolysate, Cobas6000 c501, Roche Diagnostics, Germany) were determined.

30

HbA1c is a glycosylated form of haemoglobin whose level reflects the average level of glucose to which the erythrocyte has been exposed during its lifetime. In mice, HbA1c is a

relevant biomarker for the average blood glucose level during the preceding 4 weeks (erythrocyte life span in mouse ~ 47 days).

Db/db mice were stratified to treatment groups (n = 8), so that each group had similar baseline blood glucose and HbA1c levels.

5

1) Acute effect on blood glucose in fed db/db mice: initial blood samples were taken just before first administration (s.c.) of vehicle (phosphate buffer solution) or exendin-4 derivatives at doses of 3, 10, and 100 µg/kg (dissolved in phosphate puffer), respectively. The volume of administration was 5 mL/kg. The animals had access to water and chow during the experiment, food consumption was determined at all time points of blood sampling. Blood glucose levels were measured at t = 0.5 h, t = 1 h, t = 2 h, t = 4 h, t = 6 h, t = 8 h, and t = 24 h. Blood sampling was performed by tail incision without anaesthesia.

10

Comparable data can also be obtained when using male mice.

15

2) Subchronic effect on blood glucose and HbA1c: all animals were treated once daily s.c. with either vehicle or exendin-4 derivatives at the abovementioned doses for 4 weeks. At the end of the study, blood samples (tail, no anaesthesia) were analyzed for glucose and HbA1c.

20

Comparable data can be obtained for both female and male mice.

Statistical analyses were performed with Everstat 6.0 by repeated measures two-way ANOVA and Dunnetts post-hoc analyses. Differences versus vehicle-treated db/db control mice were considered statistically significant at the $p < 0.05$ level.

25

EXAMPLES

The invention is further illustrated by the following examples.

30

Example 1:

Synthesis of SEQ ID NO: 4

The solid phase synthesis was carried out on Novabiochem Rink-Amide resin (4-(2',4'-Dimethoxyphenyl-Fmoc-aminomethyl)-phenoxyacetamido-norleucylaminomethyl resin), 100-200 mesh, loading of 0.34 mmol/g. The Fmoc-synthesis strategy was applied with HBTU/DIPEA-activation. In position 14 Fmoc-Lys(ivDde)-OH and in position 1 Boc-His(Boc)-OH were used in the solid phase synthesis protocol. The ivDde-group was cleaved from the peptide on resin according to a modified literature procedure (S.R. Chhabra et al., Tetrahedron Lett. 39, (1998), 1603), using 4% hydrazine hydrate in DMF. Hereafter Palm-Glu(γ OSu)-OtBu was coupled to the liberated amino-group. The peptide was cleaved from the resin with King's cocktail (D. S. King, C. G. Fields, G. B. Fields, Int. J. Peptide Protein Res. 36, 1990, 255-266). The crude product was purified via preparative HPLC on a Waters column (Sunfire, Prep C18) using an acetonitrile/water gradient (both buffers with 0.1% TFA).

Finally, the molecular mass of the purified peptide was confirmed by LC-MS.

Example 2:

Synthesis of SEQ ID NO: 5

The solid phase synthesis was carried out on Novabiochem Rink-Amide resin (4-(2',4'-Dimethoxyphenyl-Fmoc-aminomethyl)-phenoxyacetamido-norleucylaminomethyl resin), 100-200 mesh, loading of 0.34 mmol/g. The Fmoc-synthesis strategy was applied with HBTU/DIPEA-activation. In position 14 Fmoc-Lys(ivDde)-OH and in position 1 Boc-His(Boc)-OH were used in the solid phase synthesis protocol. The ivDde-group was cleaved from the peptide on resin according to a modified literature procedure (S.R. Chhabra et al., Tetrahedron Lett. 39, (1998), 1603), using 4% hydrazine hydrate in DMF. Hereafter Palm(γ OSu) was coupled to the liberated amino-group. The peptide was cleaved from the resin with King's cocktail (D. S. King, C. G. Fields, G. B. Fields, Int. J. Peptide Protein Res. 36, 1990, 255-266). The crude product was purified via preparative HPLC on a Waters column (Sunfire, Prep C18) using an acetonitrile/water gradient (both buffers with 0.1% TFA).

Finally, the molecular mass of the purified peptide was confirmed by LC-MS.

Example 3:

Synthesis of SEQ ID NO: 6

5 The solid phase synthesis was carried out on Novabiochem Rink-Amide resin (4-(2',4'-
Dimethoxyphenyl-Fmoc-aminomethyl)-phenoxyacetamido-norleucylaminomethyl resin),
100-200 mesh, loading of 0.34 mmol/g. The Fmoc-synthesis strategy was applied with
HBTU/DIPEA-activation. In position 14 and in position 40 Fmoc-Lys(ivDde)-OH and in
position 1 Boc-His(Boc)-OH were used in the solid phase synthesis protocol. The ivDde-
10 group was cleaved from the peptide on resin according to a modified literature procedure
(S.R. Chhabra et al., Tetrahedron Lett. 39, (1998), 1603), using 4% hydrazine hydrate in
DMF. Hereafter Palm-Glu(γ OSu)-OtBu was coupled to the liberated amino-group. The
peptide was cleaved from the resin with King's cocktail (D. S. King, C. G. Fields, G. B.
Fields, Int. J. Peptide Protein Res. 36, 1990, 255-266). The crude product was purified via
15 preparative HPLC on a Waters column (Sunfire, Prep C18) using an acetonitrile/water
gradient (both buffers with 0.1% TFA).

Finally, the molecular mass of the purified peptide was confirmed by LC-MS.

Example 4:

20

Synthesis of SEQ ID NO: 7

The solid phase synthesis was carried out on Novabiochem Rink-Amide resin (4-(2',4'-
Dimethoxyphenyl-Fmoc-aminomethyl)-phenoxyacetamido-norleucylaminomethyl resin),
100-200 mesh, loading of 0.34 mmol/g. The Fmoc-synthesis strategy was applied with
HBTU/DIPEA-activation. In position 14 Fmoc-Lys(ivDde)-OH and in position 1 Boc-
His(Boc)-OH were used in the solid phase synthesis protocol. The ivDde-group was
cleaved from the peptide on resin according to a modified literature procedure (S.R.
Chhabra et al., Tetrahedron Lett. 39, (1998), 1603), using 4% hydrazine hydrate in DMF.
25 Hereafter Fmoc-GABA was coupled to the liberated amino-group employing the coupling
reagents HBTU/DIPEA followed by Fmoc-deprotection with 20% piperidine in DMF.
Finally palmitic acid was coupled to the amino-group of GABA using HBTU/DIPEA. The
peptide was cleaved from the resin with King's cocktail (D. S. King, C. G. Fields, G. B.
Fields, Int. J. Peptide Protein Res. 36, 1990, 255-266). The crude product was purified via
30

preparative HPLC on a Waters column (Sunfire, Prep C18) using an acetonitrile/water gradient (both buffers with 0.1% TFA).

Finally, the molecular mass of the purified peptide was confirmed by LC-MS.

5

Example 5:

Synthesis of SEQ ID NO: 8

10 The solid phase synthesis was carried out on Agilent Technologies Rink-Amide resin (4-
[(2,4-Dimethoxyphenyl)(Fmoc-amino)methyl]phenoxyacetomido methyl resin) , 75-150
µm, loading of 0.38 mmol/g. The Fmoc-synthesis strategy was applied with HBTU/DIPEA-
activation. In position 14 Fmoc-Lys(ivDde)-OH and in position 1 Boc-His(Boc)-OH were
used in the solid phase synthesis protocol. The ivDde-group was cleaved from the peptide
15 on resin according to a modified literature procedure (S.R. Chhabra et al., Tetrahedron
Lett. 39, (1998), 1603), using 4% hydrazine hydrate in DMF. Hereafter Fmoc-Glu-OtBu
was coupled to the liberated amino-group using HBTU/DIPEA for activation followed by
the removal of the Fmoc-group with 20% piperidine in DMF. Stearic acid was coupled
onto the resulting amino group after activation with HBTU/DIPEA. The peptide was
20 cleaved from the resin with King's cocktail (D. S. King, C. G. Fields, G. B. Fields, Int. J.
Peptide Protein Res. 36, 1990, 255-266). The crude product was purified via preparative
HPLC on a Waters column (Sunfire, Prep C18) using an acetonitrile/water gradient (both
buffers with 0.1% TFA).

25 Finally, the molecular mass of the purified peptide was confirmed by LC-MS.

Example 6:

Synthesis of SEQ ID NO: 9

30

The solid phase synthesis was carried out on Agilent Technologies Rink-Amide resin (4-
[(2,4-Dimethoxyphenyl)(Fmoc-amino)methyl]phenoxyacetomido methyl resin) , 75-150
µm, loading of 0.38 mmol/g. The Fmoc-synthesis strategy was applied with HBTU/DIPEA-
activation. In position 14 Fmoc-Lys(ivDde)-OH and in position 1 Boc-His(Boc)-OH were

used in the solid phase synthesis protocol. The ivDde-group was cleaved from the peptide on resin according to a modified literature procedure (S.R. Chhabra et al., Tetrahedron Lett. 39, (1998), 1603), using 4% hydrazine hydrate in DMF. Hereafter Fmoc-Glu-OtBu was coupled to the liberated amino-group using HBTU/DIPEA for activation followed by the removal of the Fmoc-group with 20% piperidine in DMF. 4-Dodecyloxy benzoic acid was coupled onto the resulting amino group after activation with HBTU/DIPEA. The peptide was cleaved from the resin with King's cocktail (D. S. King, C. G. Fields, G. B. Fields, Int. J. Peptide Protein Res. 36, 1990, 255-266). The crude product was purified via preparative HPLC on a Waters column (Sunfire, Prep C18) using an acetonitrile/water gradient (both buffers with 0.1% TFA).

Finally, the molecular mass of the purified peptide was confirmed by LC-MS.

Example 7:

Synthesis of SEQ ID NO: 10

The solid phase synthesis was carried out on Agilent Technologies Cl-Trt-Cl resin (2,α-Dichlorobenzhydryl-polystyrene crosslinked with divinylbenzene) , 75-150 μm, loading of 1.4 mmol/g. Fmoc-Ser-OAllyl was synthesized according to literature (S. Ficht, R.J.Payne, R.T. Guy, C.-H. Wong, Chem. Eur. J. 14, 2008, 3620-3629) and coupled via the side chain hydroxyl function onto Cl-Trt-Cl-resin using DIPEA in dichloromethane. The Fmoc-synthesis strategy was applied with HBTU/DIPEA-activation. In position 14 Fmoc-Lys(ivDde)-OH and in position 1 Boc-His(Boc)-OH were used in the solid phase synthesis protocol. The ivDde-group was cleaved from the peptide on resin according to a modified literature procedure (S.R. Chhabra et al., Tetrahedron Lett. 39, (1998), 1603), using 4% hydrazine hydrate in DMF. Hereafter Fmoc-Glu-OtBu was coupled to the liberated amino-group using HBTU/DIPEA for activation followed by the removal of the Fmoc-group with 20% piperidine in DMF. Palmitic acid was coupled onto the resulting amino group after activation with HBTU/DIPEA. The allyl-ester group was removed employing the procedure described in literature (S. Ficht, R.J.Payne, R.T. Guy, C.-H. Wong, Chem. Eur. J. 14, 2008, 3620-3629) followed by activation of the C-terminus with HOBt/DIC in DMF and addition of n-propylamin. The peptide was cleaved from the resin with King's cocktail (D. S. King, C. G. Fields, G. B. Fields, Int. J. Peptide Protein Res. 36, 1990, 255-266).

The crude product was purified via preparative HPLC on a Waters column (Sunfire, Prep C18) using an acetonitrile/water gradient (both buffers with 0.1% TFA).

Finally, the molecular mass of the purified peptide was confirmed by LC-MS.

5

In an analogous way, the other peptides listed in Table 2 were synthesized.

Table 2: List of synthesized peptides and comparison of calculated vs. found molecular weight

10

SEQ ID NO	calc. mass	found mass
4	4553,1	4552,4
5	4422,0	4421,4
6	5046,9	5046,8
7	4396,0	4395,1
8	4610,2	4609,8
9	4518,1	4518,2
10	4624,2	4624,6
11	4425,0	4424,4
12	4352,0	4351,2
13	4395,0	4394,1
14	4396,9	4396,0
15	4395,0	4394,4
16	4483,0	4482,0
17	4483,0	4483,2
18	4439,9	4439,1
19	4481,1	4480,5
20	4440,9	4440,0
21	4439,0	4438,2
22	4468,0	4467,9
23	4537,2	4536,5
24	4440,0	4439,5
25	4438,0	4437,4
26	4468,1	4467,2
27	4466,1	4465,3
28	4454,0	4454,0
29	4438,1	4437,3
30	4426,0	4425,9
31	4424,0	4423,9
32	4310,9	4310,3

33	4308,9	4308,3
34	4468,0	4467,9
35	4439,9	4439,4
36	4438,0	4437,3
37	4454,0	4453,9
38	4452,0	4451,9
39	4425,9	4425,9
40	4468,0	4467,4
41	4466,0	4465,4
42	4310,8	4310,3
43	4308,9	4308,3
44	4468,0	4467,4
45	4494,1	4493,4
46	4423,0	4422,3
47	4482,0	4482,0
48	4466,1	4465,4
49	4597,1	4596,4
50	4424,0	4423,5
51	4496,1	4495,2
52	4625,2	4626,0
53	4452,1	4452,0
54	4509,1	4509,0
55	4494,0	4493,7
56	4450,0	4449,6
57	4742,4	4741,6
58	4698,4	4698,0
59	4538,2	4538,3
60	4552,2	4552,1
61	4508,1	4507,7
62	4490,0	4490,2
63	4474,0	4474,3
64	4474,0	4474,3
65	4496,1	4495,5
66	4338,9	4338,4
67	4496,1	4495,7
68	4551,2	4550,5
69	4422,1	4421,5
70	4466,1	4465,5
71	4539,1	4538,8
72	4525,0	4524,8
73	4562,1	4561,5
74	4539,1	4538,4
75	4510,1	4509,4
76	4381,0	4380,3

77	4551,1	4550,5
78	4553,1	4552,7
79	4567,1	4566,7
80	4583,1	4582,4
81	4454,0	4453,5
82	4696,3	4695,8
83	4567,1	4566,7
84	4596,2	4595,4
85	4610,2	4609,7
86	4513,0	4512,8
87	4624,2	4623,4
88	4623,2	4622,5
89	4856,5	4856,3
90	4554,1	4553,7
91	4646,1	4645,8
92	4626,2	4625,5
93	4596,1	4595,4
94	4596,1	4595,3
95	4610,2	4609,5
96	4640,2	4639,8
97	4582,1	4581,7
98	4651,3	4651,1
99	4672,3	4672,1
100	4638,3	4638,0
101	4638,3	4638,2
102	4652,2	4652,2
103	4664,2	4663,7
104	4830,4	4830,3
105	5711,5	5711,2
106	4806,6	4806,5
107	4766,5	4766,0
108	4792,6	4792,6
109	4834,6	4834,5
110	4778,5	4778,9
111	4724,3	4723,9
112	4595,2	4594,7
113	4637,2	4636,7
114	4508,1	4507,7
115	4580,1	4579,4
116	4596,1	4595,4
117	4594,2	4593,4
118	4539,1	4538,6
119	4424,0	4423,4
120	4553,1	4552,5

121	4466,1	4466,0
122	4337,0	4336,5
123	4511,0	4511,0
124	4525,1	4525,0
125	4624,2	4623,7
126	4652,2	4651,7
127	4638,2	4637,7
128	4555,1	4554,3
129	4569,1	4568,6
131	4381,0	4380,9
133	4506,2	4505,4
134	4470,0	4470,0
135	4484,0	4484,0
136	4468,1	4468,0
137	4463,0	4462,4
138	4475,2	4475,8
139	4495,2	4495,6
140	4555,1	4554,0
142	4482,1	4481,4
143	4468,0	4467,0
144	4440,0	4439,1
145	4442,0	4440,0
146	4468,0	4466,1
147	4441,0	4438,8
148	4464,1	4462,2
149	4506,2	4505,4
150	4453,1	4453,6
151	4468,0	4467,9
152	4593,2	4592,1
153	4506,2	4505,1
155	4423,9	4423,9
156	4452,0	4451,9
157	4454,0	4453,9
158	4464,1	4462,8
159	4506,2	4504,8
161	4581,2	4580,7
162	4565,2	4564,2
163	4567,1	4566,4
164	4468,1	4468,0
166	4541,1	4540,8
173	4442,0	4441,9
174	4609,2	4608,3
175	4595,2	4594,8
183	4214,6	4214,1

184	4188,6	4190,7
185	4259,7	4259,0
186	4231,7	4231,0
187	4188,6	4188,4
188	4174,6	4172,0
189	4075,5	4074,8
190	4145,6	4145,1
191	4057,4	4056,2
192	4043,4	4043,4
193	4043,4	4043,2
196	4496,1	4494,4
197	4577,3	4575,6
198	4563,2	4561,2
199	4593,2	4591,2
200	4591,3	4589,7
201	4548,3	4546,2
202	4536,2	4534,0
203	4534,2	4532,4
204	4548,3	4546,2
205	4591,3	4590,4
206	4565,3	4567,0
207	4710,3	4710,6
208	4562,1	4559,6
209	4620,3	4618,8
210	4618,4	4616,1
211	4533,3	4532,4
212	4575,3	4573,5
213	4493,1	4493,4
214	4521,1	4523,4
215	4535,2	4536,9
217	4544,2	4545,0
219	4546,2	4545,3
221	4495,1	4494,4
222	4523,1	4522,4
226	4622,2	4621,6
227	4631,2	4629,6

In an analogous way, the following peptides of Table 3 can be synthesized:

Table 3: List of peptides that can be synthesized in an analogous way.

SEQ ID NO
130
132

141
154
160
165
167
168
169
170
171
172
176
177
178
179
180
181
182
218
223
228
229

Example 8: Chemical stability and solubility

Solubility and chemical stability of peptidic compounds were assessed as described in
 5 Methods. The results are given in Table 4.

Table 4: Chemical stability and solubility

SEQ ID NO	Stability		Solubility [mg/ml]	
	pH4.5	pH7.4	pH4.5	pH7.4
35	100	100	>1000	>1000
36	99.7	100	>1000	>1000
44	99.1	99.4	>1000	>1000
24	100	100	>1000	>1000
25	99.6	99.6	>1000	>1000
66	100	98.1	>1000	>1000
82	98.4	99.9	>1000	>1000
126	99.5	91.4	>1000	>1000
85	95.9	85.8	>1000	>968.6
97	99.5	96.5	>2000	>2000
70	98.2	97.5	>1000	>1000
4	99.5	98.8	>815	>910
117	98.3	87.2	>1000	>1000

121	100	90.5	>1000	>980
195			0	>985

Example 9: In vitro data on GLP-1 and glucagon receptor

5 Potencies of peptidic compounds at the GLP-1 and glucagon receptors were determined by exposing cells expressing human glucagon receptor (hGlucagon R) or human GLP-1 receptor (hGLP-1 R) to the listed compounds at increasing concentrations and measuring the formed cAMP as described in Methods.

The results are shown in Table 5:

10

Table 5. EC50 values of exendin-4 derivatives at GLP-1 and Glucagon receptors (indicated in pM)

SEQ ID NO	EC50 hGLP-1R	EC50 hGlucagon-R
2	0.7	> 10000000
3	56.6	1.0
4	5	4
5	11	109
6	141	18.9
7	3.5	20.7
8	6.3	2.3
9	2.2	4.1
10	9.2	1.7
11	3.6	25.7
12	4.6	263
13	3.1	281
14	4.6	94.7
15	6.6	176
16	2.8	117
17	1.7	93.1
18	2.6	152
19	1.9	104
20	3.8	104
21	3.8	144
22	1.1	2.4
23	5.6	126
24	1.9	9.4
25	4.2	40.6
26	5.1	5.4
27	7.7	25.1
28	5.5	12.6
29	5.9	87.9
30	3.2	7

31	1.7	9.3
32	10.2	188
33	11.2	473
34	1.5	6.7
35	1.5	14.2
36	2.7	45.9
37	1.5	12.9
38	2.9	53.1
39	2.7	7.6
40	2.6	4.8
41	3.3	20.7
42	10.2	199
43	4.1	443
44	2.7	12
45	7.5	19.9
46	3.2	25.1
47	2.2	10.3
48	5.9	53.6
49	1.1	2.9
50	3.3	11.1
51	2.7	3
52	1.9	2
53	5.4	6.5
54	4.8	4
55	5.4	15.8
56	4.5	29.3
57	45	8
58	45.6	15.1
59	7.9	6.8
60	38.4	19.3
61	5.3	16
62	3.9	10.6
63	4.9	8.4
64	3.1	6.9
65	5	5.6
66	8.4	113
67	15.7	3
68	7.9	5.7
69	44.8	52.4
70	6.5	40.9
71	20.5	5.6
72	25.9	386
73	4.1	1.7
74	4.2	1.3
75	11.1	12.5
76	44.9	162
77	4.3	11.9
78	17.8	1.6
79	23.3	7.5
80	5.8	1

81	48	7.1
82	11.7	4.7
83	53.9	41.3
84	8.1	4.3
85	8.1	10.4
86	4.9	3.5
87	3	1.3
88	2.4	1.6
89	35.6	13.7
90	8.8	3.7
91	15.1	8.9
92	26	1
93	10.7	2.6
94	5.2	2.1
95	20.6	9.2
96	74.3	3.4
97	3.5	1
98	9.6	1.4
99	15.9	2.6
100	13.5	2
101	9.8	1.7
102	7.2	1.1
103	10.1	1.7
104	6.5	1.1
105	7.9	1
106	210	10.5
107	188	37.8
108	197	9
109	430	28.6
110	213	7.2
111	8.1	2.5
112	33.6	21.1
113	11.4	5.4
114	62.3	31.1
115	2.4	1.9
116	6	3.6
117	3.8	16.5
118	15.3	4.3
119	30.8	41.2
121	6.1	23.7
122	24.9	156
123	2.6	9.7
124	3	8.4
125	31.4	6.9
126	6.6	6.8
127	14.7	9.4
128	6.2	1.6
129	14.8	4.1
131	9.1	24.9
138	5.5	9.2

140	1.3	1.5
142	4.1	2.1
150	6	35.5
152	3.2	2.3
155	2.5	25.1
156	2.9	12.5
161	5	2.4
162	3.1	2.4
173	5.7	5.9
174	2.6	1.9
175	2.5	3.1
196	7.8	1.8
197	6.8	5.8
198	8.2	2.4
199	10.1	7.2
200	4.6	4.4
201	22.7	29.6
202	26.2	6.9
203	34.9	13.1
204	34.1	12.5
205	12.3	5.2
206	3.2	12.5
207	1.1	1.2
208	2.0	1.3
209	5.4	1.9
210	6.7	3.0
211	15.5	26.4
212	14.1	6.6
213	2.7	59.1
214	4.2	16.0
215	5.3	42.6
216	4.7	19.5
217	4.3	2.1
219	2.1	3.7
220	2.0	2.3
221	1.5	9.2
222	1.8	2.9
226	1.4	19.1
227	1.4	1.1

Example 10: Pharmacokinetic testing

- 5 Pharmacokinetic profiles were determined as described in Methods. Calculated $T_{1/2}$ and c_{\max} values are shown in Table 6.

Table 6. Pharmacokinetic profiles of exendin-4 derivatives.

SEQ ID NO	T _{1/2} [h]	Cmax [ng/ml]
35	3.6	4910
36	3.8	5260
44	3.4	2450
24	3.7	6560
8	3.3	2680
126	1.5	3160
97	3.2	2000
4	2.8	3590
117	2.7	5000
5	1.7	3180

Example 11: Effect of SEQ ID NO: 97 on gastric emptying and intestinal passage in female NMRI-mice

5 Female NMRI-mice, weighing on average 25 – 30 g, received 0.02 mg/kg of SEQ ID NO: 97, Liraglutide (SEQ ID NO: 195) as reference compound, or phosphate buffered saline (vehicle control) subcutaneously, 30 min prior to the administration of the coloured bolus. 30 min later, the assessment of stomach contents and intestinal passage was done (Fig. 1a, b).

10

In another study, female NMRI-mice, weighing on average 25 – 30 g, were administered subcutaneously 0.02 and 0.002 mg/kg of SEQ ID NO: 97 or phosphate buffered saline (vehicle control), 30 min prior to the administration of the coloured bolus. 30 min later, the assessment of stomach contents and intestinal passage was done (Fig. 1c, d).

15

In the study with reference compound Liraglutide, SEQ ID NO: 97 reduced intestinal passage by 67% (versus 44% and 34%, respectively) and increased gastric content by 90% (versus 19% and 21%, respectively) ($p < 0.0001$ versus vehicle control and versus comparators, 1-W-ANOVA, followed by Newman-Keul's post-hoc test) (Fig. 1a, b).

20

When SEQ ID NO: 97 was tested at 0.02 and 0.002 mg/kg, s.c. versus PBS-control, intestinal passage was reduced by 43% and 63%, respectively, and gastric content was increased by 37% and 47%, respectively ($p < 0.0001$ versus vehicle control, 1-W-ANOVA, followed by Dunnett's post-hoc test) (Fig. 1c, d).

25

Example 12: Effect of SEQ ID NO: 97 on 22-hours food intake in female NMRI-mice

5 Fed female NMRI-mice, weighing on average 25-30 g, were administered 0.01 or 0.1 mg/kg of SEQ ID NO: 97 or phosphate buffered saline (vehicle control) subcutaneously, directly prior to start of feeding monitoring (time = 0 h). Lights-off phase (dark phase) started 4 hours later.

10 At the tested doses, SEQ ID NO: 97 demonstrated a dose-dependent reduction of feed intake, reaching 23% ($p < 0.0001$) and 66% ($p < 0.0001$, 2-W-ANOVA-RM, post hoc Dunnett's Test) at the end of the study, respectively (Fig. 2).

Example 13: Acute and subchronic effects of SEQ ID NO: 97 after subcutaneous treatment on blood glucose and body weight in female diet-induced obese (DIO) C57BL/6NCrl mice (10 months on high fat diet)

15 1) Glucose profile

20 After blood sampling to determine the blood glucose baseline level, fed diet-induced obese female C57BL/6NCrl mice were administered 3, 10 or 100 $\mu\text{g/kg}$ of SEQ ID NO: 97 or phosphate buffered solution (vehicle control on standard or high-fat diet) subcutaneously. At predefined time points, more blood samples were taken to measure blood glucose and generate the blood glucose profile over 24 h.

25 At the tested doses, SEQ ID NO: 97 demonstrated a significant dose-dependent decrease in blood glucose compared to DIO control mice, lasting at least 8 h in the low and medium dose group and > 24 h in the high dose group ($p < 0.0001$, 2-W-ANOVA-RM, post hoc Dunnett's Test; Fig. 3, mean \pm SEM).

2) Body weight

30 Female obese C57BL/6NCrl mice were treated for 4 weeks once daily subcutaneously in the morning, at the beginning of the light phase (12 h lights on) with 3, 10 or 100 $\mu\text{g/kg}$ SEQ ID NO: 97 or vehicle. Body weight was recorded daily, and body fat content was determined before the start of treatment and after 4 weeks of treatment.

Treatment with SEQ ID NO: 97 reduced body weight, whereas in the high-fat diet control group an increase in body weight could be observed. These changes resulted from a decrease (or increase in the HFD control group) in body fat, as shown by the absolute changes in body fat content. These changes reached statistical significance in the medium and high dose group (*: $p < 0.05$, 1-W-ANOVA, post hoc Dunnett's Test, Table 7).

Table 7. Weight change in DIO mice over a 4-week treatment period (mean \pm SEM)

Example (Dose)	Overall weight change (g)	Body fat change (g)
Control standard diet	-0.7 ± 0.5	-1.1 ± 0.5
Control high-fat diet	1.3 ± 0.5	1.0 ± 0.4
SEQ ID NO: 97 (3 $\mu\text{g/kg}$)	-0.9 ± 1.0	-0.5 ± 0.8
SEQ ID NO: 97 (10 $\mu\text{g/kg}$)	$-3.0 \pm 1.4^*$	$-2.5 \pm 1.0^*$
SEQ ID NO: 97 (100 $\mu\text{g/kg}$)	$-2.3 \pm 0.9^*$	$-2.4 \pm 0.8^*$

Example 14: Acute and subchronic effects of SEQ ID NO: 97 after subcutaneous treatment on blood glucose and HbA1c in female leptin-receptor deficient diabetic db/db mice

1. Glucose profile

After blood sampling to determine the blood glucose baseline level, fed diabetic female db/db mice were administered 3, 10 or 100 $\mu\text{g/kg}$ of SEQ ID NO: 97 or phosphate buffered solution (vehicle-treated db/db control) subcutaneously. At predefined time points, more blood samples were taken to measure blood glucose and generate the blood glucose profile over 24 h.

At the tested doses, SEQ ID NO: 97 demonstrated a significant decrease in blood glucose compared to db/db control mice, lasting up to 8 h in the low and medium dose group and > 24 h in the high dose group ($p < 0.0001$ for lean control mice; $p < 0.01$ 1 – 8 h after treatment for low and medium dose, $p \leq 0.0002$ 4 – 24 h for high dose; 2-W-ANOVA-RM, post hoc Dunnett's Test; Fig. 4, mean \pm SEM).

2. Blood glucose & HbA1c

Female diabetic mice were treated for 4 weeks once daily subcutaneously with 3, 10 or 100 µg/kg SEQ ID NO: 97 or vehicle. Blood glucose and HbA1c were determined before start of treatment and at the end of the study after 4 weeks of treatment.

5 Before treatment started, no significant differences in blood glucose levels could be detected between db/db groups, only the lean control animals had significant lower glucose levels. During the 4 weeks of treatment, glucose levels increased in the vehicle-treated db/db control group, indicating a worsening of the diabetic situation. All SEQ ID NO: 97-treated animals displayed a significant lower blood glucose level than the db control mice at the end of the study ($p < 0.0001$ for lean control mice; $p < 0.01$ in SEQ ID NO: 97 groups; 2-W-ANOVA-RM, post hoc Dunnett's Test; Fig. 5, mean \pm SEM).

Corresponding to blood glucose, at the beginning of the study, no significant differences in HbA1c levels could be detected between db/db groups, only the lean control animals had significant lower levels. During the 4 weeks of treatment, HbA1c increased in the vehicle-treated db/db control group, corresponding to the increasing blood glucose levels. Animals treated with high dose SEQ ID NO: 97 displayed a significant lower HbA1c level than the db control mice at the end of the study ($p < 0.0001$, 2-W-ANOVA-RM, post hoc Dunnett's Test; Fig. 6, mean \pm SEM).

Example 15: Comparison Testing

A selection of inventive exendin-4 derivatives comprising a functionalized amino acid in position 14 has been tested versus corresponding compounds having in this position 14 a 'non-functionalized' amino acid. The reference pair compounds and the corresponding EC50 values at GLP-1 and Glucagon receptors (indicated in pM) are given in Table 8. As shown, the inventive exendin-4 derivatives show a superior activity in comparison to the compounds with a 'non-functionalized' amino acid in position 14.

30 Table 8. Comparison of exendin-4 derivatives comprising a non-functionalized amino acid in position 14 vs. exendin-4 derivatives comprising a functionalized amino acid in position 14. EC50 values at GLP-1 and Glucagon receptors are indicated in pM. (M=methionine, K=lysine, Nle=norleucine, γ E-x53=(S)-4-Carboxy-4-hexadecanoylamino-butyryl-, Ac=acetate)

SEQ ID NO	EC50 hGLP-1R	EC50 hGlucagon-R	residue in position 14
182	5.8	419.0	M
115	2.4	1.9	K(γ E-x53)
183	1020.0	916.0	K
97	6.8	1.2	K(γ E-x53)
194	159.0	1290.0	K(Ac)
184	85.7	991.0	M
4	5.0	4.0	K(γ E-x53)
185	75.7	262.0	M
125	31.4	6.9	K(γ E-x53)
186	102.0	590.0	M
84	8.1	4.3	K(γ E-x53)
187	152.0	195.0	M
78	17.8	1.6	K(γ E-x53)
188	89.6	186.0	M
74	4.2	1.3	K(γ E-x53)
189	5.6	1680.0	M
24	2.0	9.8	K(γ E-x53)
190	21.3	1560.0	M
75	11.1	12.5	K(γ E-x53)
192	6.8	478	Nle
30	3.2	7.0	K(γ E-x53)
224	1.3	2930	L
216	4.7	19.5	K(γ E-x70)
225	0.7	2870	L
215	5.3	42.6	K(γ E-x70)

Example 16: Acute and chronic effects of SEQ ID NO: 24 after subcutaneous treatment on body weight in male diet-induced obese (DIO) C57BL/6NCrl mice

5 Body weight

Male obese C57BL/6NCrl mice were treated for 3 weeks twice daily subcutaneously with 0.5, 1.5, 5 or 15 μ g/kg SEQ ID NO: 24 or vehicle. Body weight was recorded daily, and body fat content was determined before the start and after 3 weeks of treatment.

Treatment with SEQ ID NO: 24 reduced body weight significantly at dosages of 1.5, 5 and 15 µg/kg (*: $p < 0.05$, 1-W-ANOVA, post hoc Dunnett's Test, Table 9, Fig. 7 and 8). These changes resulted from a decrease in body fat, as shown by the absolute changes in body fat content (Table 9, Fig. 9).

Table 9. Weight change in DIO mice over a 3-week treatment period (mean \pm SEM)

Example (Dose)	Overall weight change (g)	Body fat change (g)
Control standard diet	0.02 \pm 0.2	-0.02 \pm 0.22
Control high-fat diet	-0.5 \pm 0.3	-0.8 \pm 0.3
SEQ ID NO: 24 (0.5 µg/kg bid)	-0.9 \pm 0.4	-0.09 \pm 0.3
SEQ ID NO: 24 (1.5 µg/kg bid)	-6.9 \pm 0.7	-3.9 \pm 0.5
SEQ ID NO: 24 (5 µg/kg bid)	-7.4 \pm 0.8	-4.4 \pm 0.7
SEQ ID NO: 24 (15 µg/kg bid)	-9.1 \pm 0.7	-6.7 \pm 0.4

Example 17: Acute and chronic effects of SEQ ID NO: 24 after subcutaneous treatment on blood glucose and HbA1c in female leptin-receptor deficient diabetic db/db mice

1. Glucose profile

After blood sampling to determine the blood glucose baseline level, fed diabetic female db/db mice were administered 50 µg/kg of SEQ ID NO: 24 or phosphate buffered solution (vehicle-treated db/db control) twice daily subcutaneously. At predefined time points, more blood samples were taken to measure blood glucose and generate the blood glucose profile over 24 h.

At the tested dose, SEQ ID NO: 24 demonstrated a significant decrease in blood glucose compared to db/db control mice, lasting > 24 h ($p < 0.001$; 2-W-ANOVA-RM, post hoc Dunnett's Test; Fig. 10, mean \pm SEM).

2. Blood glucose & HbA1c

Female diabetic mice were treated for 4 weeks subcutaneously with 50 µg/kg SEQ ID NO: 24 or vehicle twice daily. Blood glucose and HbA1c were determined before start of treatment and at the end of the study after 4 weeks of treatment.

Before treatment started, no significant differences in blood glucose levels could be detected between db/db groups, only the lean control animals had significant lower glucose levels. During the 4 weeks of treatment, glucose levels increased in the vehicle-treated db/db control group, indicating a worsening of the diabetic situation. The SEQ ID NO: 24-treated animals displayed a significant lower blood glucose level than the db control mice at the end of the study ($p < 0.01$ in SEQ ID NO: 24 group; 2-W-ANOVA-RM, post hoc Dunnett's Test; Fig. 11, mean \pm SEM).

Corresponding to blood glucose, at the beginning of the study, no significant differences in HbA1c levels could be detected between db/db groups, only the lean control animals had significant lower levels. During the 4 weeks of treatment, HbA1c increased in the vehicle-treated db/db control group, corresponding to the increasing blood glucose levels. Animals treated with SEQ ID NO: 24 displayed a significantly lower HbA1c level than the db control mice at the end of the study ($p < 0.001$, 2-W-ANOVA-RM, post hoc Dunnett's Test; Fig. 12, mean \pm SEM).

Table 10. Sequences

SEQ. ID	sequence
1	H-G-E-G-T-F-T-S-D-L-S-K-Q-M-E-E-E-A-V-R-L-F-I-E-W-L-K-N-G-G-P-S-S-G-A-P-P-P-S-NH ₂
2	H-A-E-G-T-F-T-S-D-V-S-S-Y-L-E-G-Q-A-A-K-E-I-A-W-L-V-K-G-R-NH ₂
3	H-S-Q-G-T-F-T-S-D-Y-S-K-Y-L-D-S-R-R-A-Q-D-V-Q-W-L-M-N-T-OH
4	H-dSer-Q-G-T-F-T-S-D-L-S-K-Q-K(γ E-x53)-E-S-R-R-A-Q-D-F-I-E-W-L-K-A-G-G-P-S-S-G-A-P-P-P-S-NH ₂
5	H-Aib-Q-G-T-F-T-S-D-L-S-K-Q-K(x53)-E-S-R-R-A-Q-D-F-I-E-W-L-K-A-G-G-P-S-S-G-A-P-P-P-S-NH ₂
6	H-dSer-Q-G-T-F-T-S-D-L-S-K-Q-K(γ E-x53)-E-S-R-R-A-Q-L-F-I-E-W-L-K-A-G-G-P-S-S-G-A-P-P-P-S-K(γ E-x53)-NH ₂
7	H-dSer-Q-G-T-F-T-S-D-L-S-K-Q-K(GABA-x53)-E-S-K-A-A-Q-D-F-I-E-W-L-K-A-G-G-P-S-S-G-A-P-P-P-S-NH ₂
8	H-dSer-Q-G-T-F-T-S-D-L-S-K-Q-K(γ E-x70)-D-S-R-R-A-Q-D-F-I-E-W-L-K-N-G-G-P-S-S-G-A-P-P-P-S-NH ₂
9	H-dSer-Q-G-T-F-T-S-D-L-S-K-Q-K(γ E-x75)-E-S-R-A-A-Q-D-F-I-E-W-L-K-A-G-G-P-S-S-G-A-P-P-P-S-NH ₂
10	H-dSer-Q-G-T-F-T-S-D-L-S-K-Q-K(γ E-x53)-D-S-R-R-A-Q-D-F-I-E-W-L-K-N-G-G-P-S-S-G-A-P-P-P-S-NH(n-Propyl)
11	H-dSer-Q-G-T-F-T-S-D-L-S-K-Q-K(γ E-x70)-E-S-Aib-A-A-Q-D-F-I-E-W-L-K-A-G-G-P-S-S-G-A-P-P-P-S-NH ₂
12	H-dSer-Q-G-T-F-T-S-D-L-S-K-Q-K(γ E-x53)-E-S-Aib-A-A-Aib-L-F-I-E-W-L-K-A-G-G-P-S-S-G-A-P-P-P-S-NH ₂

13	H-Aib-Q-G-T-F-T-S-D-L-S-K-Q-K(γ E-x53)-E-S-Aib-A-A-Q-D-F-I-E-W-L-K-A-G-G-P-S-S-G-A-P-P-P-S-NH ₂
14	H-dSer-Q-G-T-F-T-S-D-L-S-K-Q-K(γ E-x53)-E-S-Aib-A-A-Q-D-F-I-E-W-L-K-A-G-G-P-S-S-G-A-P-P-P-S-NH ₂
15	H-dSer-Q-G-T-F-T-S-D-L-S-K-Q-K(γ E-x53)-E-S-Aib-A-A-Q-L-F-I-E-W-L-K-A-G-G-P-S-S-G-A-P-P-P-S-NH ₂
16	H-dSer-Q-G-T-F-T-S-D-L-S-K-Q-K(γ E-x53)-E-E-E-A-A-Q-D-F-I-E-W-L-K-A-G-G-P-S-S-G-A-P-P-P-S-NH ₂
17	H-dSer-Q-G-T-F-T-S-D-L-S-K-Q-K(γ E-x53)-E-E-E-A-A-K-D-F-I-E-W-L-K-A-G-G-P-S-S-G-A-P-P-P-S-NH ₂
18	H-dSer-Q-G-T-F-T-S-D-L-S-K-Q-K(γ E-x53)-E-E-E-A-A-Aib-D-F-I-E-W-L-K-A-G-G-P-S-S-G-A-P-P-P-S-NH ₂
19	H-dSer-Q-G-T-F-T-S-D-L-S-K-Q-K(γ E-x53)-E-E-E-A-A-K-L-F-I-E-W-L-K-A-G-G-P-S-S-G-A-P-P-P-S-NH ₂
20	H-dSer-Q-G-T-F-T-S-D-L-S-K-Q-K(γ E-x53)-E-S-E-A-A-Q-D-F-I-E-W-L-K-A-G-G-P-S-S-G-A-P-P-P-S-NH ₂
21	H-dSer-Q-G-T-F-T-S-D-L-S-K-Q-K(γ E-x53)-E-S-E-A-A-Q-L-F-I-E-W-L-K-A-G-G-P-S-S-G-A-P-P-P-S-NH ₂
22	H-dSer-Q-G-T-F-T-S-D-L-S-K-Q-K(γ E-x53)-D-E-K-A-A-Q-D-F-I-E-W-L-K-A-G-G-P-S-S-G-A-P-P-P-S-NH ₂
23	H-dSer-Q-G-T-F-T-S-D-L-S-K-Q-K(γ E-x53)-E-E-K-K-A-K-L-F-I-E-W-L-K-A-G-G-P-S-S-G-A-P-P-P-S-NH ₂
24	H-dSer-Q-G-T-F-T-S-D-L-S-K-Q-K(γ E-x53)-E-S-K-A-A-Q-D-F-I-E-W-L-K-A-G-G-P-S-S-G-A-P-P-P-S-NH ₂
25	H-Aib-Q-G-T-F-T-S-D-L-S-K-Q-K(γ E-x53)-E-S-K-A-A-Q-D-F-I-E-W-L-K-A-G-G-P-S-S-G-A-P-P-P-S-NH ₂
26	H-dSer-Q-G-T-F-T-S-D-L-S-K-Q-K(γ E-x70)-E-S-K-A-A-Q-D-F-I-E-W-L-K-A-G-G-P-S-S-G-A-P-P-P-S-NH ₂
27	H-dSer-Q-G-T-F-T-S-D-L-S-K-Q-K(γ E-x70)-E-S-K-A-A-Q-L-F-I-E-W-L-K-A-G-G-P-S-S-G-A-P-P-P-S-NH ₂
28	H-dSer-Q-G-T-F-T-S-D-L-S-K-Q-K(γ E-x53)-E-S-K-A-A-Q-E-F-I-E-W-L-K-A-G-G-P-S-S-G-A-P-P-P-S-NH ₂
29	H-dSer-Q-G-T-F-T-S-D-L-S-K-Q-K(γ E-x53)-E-S-K-A-A-Q-L-F-I-E-W-L-K-A-G-G-P-S-S-G-A-P-P-P-S-NH ₂
30	H-dSer-Q-G-T-F-T-S-D-L-S-K-Q-K(γ E-x53)-D-S-K-A-A-Q-D-F-I-E-W-L-K-A-G-G-P-S-S-G-A-P-P-P-S-NH ₂
31	H-Aib-Q-G-T-F-T-S-D-L-S-K-Q-K(γ E-x53)-D-S-K-A-A-Q-D-F-I-E-W-L-K-A-G-G-P-S-S-G-A-P-P-P-S-NH ₂
32	H-dSer-Q-G-T-F-T-S-D-L-S-K-Q-K(x53)-E-S-K-A-A-Q-D-F-I-E-W-L-K-A-G-G-P-S-S-G-A-P-P-P-S-NH ₂
33	H-Aib-Q-G-T-F-T-S-D-L-S-K-Q-K(x53)-E-S-K-A-A-Q-D-F-I-E-W-L-K-A-G-G-P-S-S-G-A-P-P-P-S-NH ₂
34	H-dSer-Q-G-T-F-T-S-D-L-S-K-Q-K(γ E-x53)-D-E-Q-A-A-Q-D-F-I-E-W-L-K-A-G-G-P-S-S-G-A-P-P-P-S-NH ₂
35	H-dSer-Q-G-T-F-T-S-D-L-S-K-Q-K(γ E-x53)-E-S-Q-A-A-Q-D-F-I-E-W-L-K-A-G-G-P-S-S-G-A-P-P-P-S-NH ₂
36	H-Aib-Q-G-T-F-T-S-D-L-S-K-Q-K(γ E-x53)-E-S-Q-A-A-Q-D-F-I-E-W-L-K-A-G-G-P-S-S-G-A-P-P-P-S-NH ₂
37	H-dSer-Q-G-T-F-T-S-D-L-S-K-Q-K(γ E-x53)-E-S-Q-A-A-Q-E-F-I-E-W-L-K-A-G-G-P-S-S-G-A-P-P-P-S-NH ₂

38	H-Aib-Q-G-T-F-T-S-D-L-S-K-Q-K(γ E-x53)-E-S-Q-A-A-Q-E-F-I-E-W-L-K-A-G-G-P-S-S-G-A-P-P-P-S-NH ₂
39	H-dSer-Q-G-T-F-T-S-D-L-S-K-Q-K(γ E-x53)-D-S-Q-A-A-Q-D-F-I-E-W-L-K-A-G-G-P-S-S-G-A-P-P-P-S-NH ₂
40	H-dSer-Q-G-T-F-T-S-D-L-S-K-Q-K(γ E-x70)-E-S-Q-A-A-Q-D-F-I-E-W-L-K-A-G-G-P-S-S-G-A-P-P-P-S-NH ₂
41	H-Aib-Q-G-T-F-T-S-D-L-S-K-Q-K(γ E-x70)-E-S-Q-A-A-Q-D-F-I-E-W-L-K-A-G-G-P-S-S-G-A-P-P-P-S-NH ₂
42	H-dSer-Q-G-T-F-T-S-D-L-S-K-Q-K(x53)-E-S-Q-A-A-Q-D-F-I-E-W-L-K-A-G-G-P-S-S-G-A-P-P-P-S-NH ₂
43	H-Aib-Q-G-T-F-T-S-D-L-S-K-Q-K(x53)-E-S-Q-A-A-Q-D-F-I-E-W-L-K-A-G-G-P-S-S-G-A-P-P-P-S-NH ₂
44	H-dSer-Q-G-T-F-T-S-D-L-S-K-Q-K(γ E-x53)-E-S-R-A-A-Q-D-F-I-E-W-L-K-A-G-G-P-S-S-G-A-P-P-P-S-NH ₂
45	H-dSer-Q-G-T-F-T-S-D-L-S-K-Q-K(γ E-x70)-E-S-R-A-A-Q-L-F-I-E-W-L-K-A-G-G-P-S-S-G-A-P-P-P-S-NH ₂
46	H-dSer-Q-G-T-F-T-S-D-L-S-K-Q-K(γ E-x53)-E-S-R-A-A-Aib-L-F-I-E-W-L-K-A-G-G-P-S-S-G-A-P-P-P-S-NH ₂
47	H-dSer-Q-G-T-F-T-S-D-L-S-K-Q-K(γ E-x53)-E-S-R-A-A-Q-E-F-I-E-W-L-K-A-G-G-P-S-S-G-A-P-P-P-S-NH ₂
48	H-dSer-Q-G-T-F-T-S-D-L-S-K-Q-K(γ E-x53)-E-S-R-A-A-Q-L-F-I-E-W-L-K-A-G-G-P-S-S-G-A-P-P-P-S-NH ₂
49	H-dSer-Q-G-T-F-T-S-D-L-S-K-Q-K(γ E- γ E-x53)-E-S-R-A-A-Q-D-F-I-E-W-L-K-A-G-G-P-S-S-G-A-P-P-P-S-NH ₂
50	H-dSer-Q-G-T-F-T-S-D-L-S-K-Q-K(GABA-x53)-E-S-R-A-A-Q-D-F-I-E-W-L-K-A-G-G-P-S-S-G-A-P-P-P-S-NH ₂
51	H-dSer-Q-G-T-F-T-S-D-L-S-K-Q-K(γ E-x70)-E-S-R-A-A-Q-D-F-I-E-W-L-K-A-G-G-P-S-S-G-A-P-P-P-S-NH ₂
52	H-dSer-Q-G-T-F-T-S-D-L-S-K-Q-K(γ E- γ E-x70)-E-S-R-A-A-Q-D-F-I-E-W-L-K-A-G-G-P-S-S-G-A-P-P-P-S-NH ₂
53	H-dSer-Q-G-T-F-T-S-D-L-S-K-Q-K(GABA-x70)-E-S-R-A-A-Q-D-F-I-E-W-L-K-A-G-G-P-S-S-G-A-P-P-P-S-NH ₂
54	H-dSer-Q-G-T-F-T-S-D-L-S-K-Q-K(β A- β A-x70)-E-S-R-A-A-Q-D-F-I-E-W-L-K-A-G-G-P-S-S-G-A-P-P-P-S-NH ₂
55	H-dSer-Q-G-T-F-T-S-D-L-S-K-Q-K(γ E-x74)-E-S-R-A-A-Q-D-F-I-E-W-L-K-A-G-G-P-S-S-G-A-P-P-P-S-NH ₂
56	H-dSer-Q-G-T-F-T-S-D-L-S-K-Q-K(GABA-x74)-E-S-R-A-A-Q-D-F-I-E-W-L-K-A-G-G-P-S-S-G-A-P-P-P-S-NH ₂
57	H-dSer-Q-G-T-F-T-S-D-L-S-K-Q-K(γ E-x60)-E-S-R-A-A-Q-D-F-I-E-W-L-K-A-G-G-P-S-S-G-A-P-P-P-S-NH ₂
58	H-dSer-Q-G-T-F-T-S-D-L-S-K-Q-K(GABA-x60)-E-S-R-A-A-Q-D-F-I-E-W-L-K-A-G-G-P-S-S-G-A-P-P-P-S-NH ₂
59	H-dSer-Q-G-T-F-T-S-D-L-S-K-Q-K(γ E-x76)-E-S-R-A-A-Q-D-F-I-E-W-L-K-A-G-G-P-S-S-G-A-P-P-P-S-NH ₂
60	H-dSer-Q-G-T-F-T-S-D-L-S-K-Q-K(γ E-x77)-E-S-R-A-A-Q-D-F-I-E-W-L-K-A-G-G-P-S-S-G-A-P-P-P-S-NH ₂
61	H-dSer-Q-G-T-F-T-S-D-L-S-K-Q-K(γ E-x79)-E-S-R-A-A-Q-D-F-I-E-W-L-K-A-G-G-P-S-S-G-A-P-P-P-S-NH ₂
62	H-dSer-Q-G-T-F-T-S-D-L-S-K-Q-K(γ E-x80)-E-S-R-A-A-Q-D-F-I-E-W-L-K-A-G-G-P-S-S-G-A-P-P-P-S-NH ₂

63	H-dSer-Q-G-T-F-T-S-D-L-S-K-Q-K(γ E-x81)-E-S-R-A-A-Q-D-F-I-E-W-L-K-A-G-G-P-S-S-G-A-P-P-P-S-NH ₂
64	H-dSer-Q-G-T-F-T-S-D-L-S-K-Q-K(γ E-x82)-E-S-R-A-A-Q-D-F-I-E-W-L-K-A-G-G-P-S-S-G-A-P-P-P-S-NH ₂
65	H-dSer-Q-G-T-F-T-S-D-L-S-K-Q-K(γ E-x70)-E-S-R-A-A-Q-D-F-I-E-W-L-K-A-G-G-P-S-S-G-A-P-P-P-S-NH ₂
66	H-dSer-Q-G-T-F-T-S-D-L-S-K-Q-K(x53)-E-S-R-A-A-Q-D-F-I-E-W-L-K-A-G-G-P-S-S-G-A-P-P-P-S-NH ₂
67	H-dSer-Q-G-T-F-T-S-D-L-S-K-Q-K(γ E-x53)-D-S-R-R-A-Aib-D-F-I-E-W-L-K-A-G-G-P-S-S-G-A-P-P-P-S-NH ₂
68	H-dSer-Q-G-T-F-T-S-D-L-S-K-Q-K(γ E-x53)-E-S-R-R-A-Q-L-F-I-E-W-L-K-A-G-G-P-S-S-G-A-P-P-P-S-NH ₂
69	H-dSer-Q-G-T-F-T-S-D-L-S-K-Q-K(x53)-E-S-R-R-A-Q-L-F-I-E-W-L-K-A-G-G-P-S-S-G-A-P-P-P-S-NH ₂
70	H-dSer-Q-G-T-F-T-S-D-L-S-K-Q-K(γ E-x53)-E-S-R-A-A-Q-L-F-I-E-W-L-K-A-G-G-P-S-S-G-A-P-P-P-S-NH ₂
71	H-dSer-Q-G-T-F-T-S-D-L-S-K-Q-K(Orn(γ E-x53))-E-S-R-R-A-Q-D-F-I-E-W-L-K-A-G-G-P-S-S-G-A-P-P-P-S-NH ₂
72	H-dSer-Q-G-T-F-T-S-D-L-S-K-Q-K(Dab(γ E-x53))-E-S-R-R-A-Q-D-F-I-E-W-L-K-A-G-G-P-S-S-G-A-P-P-P-S-NH ₂
73	H-dSer-H-G-T-F-T-S-D-L-S-K-Q-K(γ E-x53)-E-S-R-R-A-Q-D-F-I-E-W-L-K-A-G-G-P-S-S-G-A-P-P-P-S-NH ₂
74	H-dSer-Q-G-T-F-T-S-D-L-S-K-Q-K(γ E-x53)-D-S-R-R-A-Q-D-F-I-E-W-L-K-A-G-G-P-S-S-G-A-P-P-P-S-NH ₂
75	H-dSer-Q-G-T-F-T-S-D-L-S-K-Q-K(γ E-x53)-E-S-R-R-A-Aib-D-F-I-E-W-L-K-A-G-G-P-S-S-G-A-P-P-P-S-NH ₂
76	H-dSer-Q-G-T-F-T-S-D-L-S-K-Q-K(x53)-E-S-R-R-A-Aib-D-F-I-E-W-L-K-A-G-G-P-S-S-G-A-P-P-P-S-NH ₂
77	H-Aib-Q-G-T-F-T-S-D-L-S-K-Q-K(γ E-x53)-E-S-R-R-A-Q-D-F-I-E-W-L-K-A-G-G-P-S-S-G-A-P-P-P-S-NH ₂
78	H-dSer-Q-G-T-F-T-S-D-L-S-K-Q-K(γ E-x53)-D-S-R-R-A-Q-D-F-I-E-W-L-K-Aib-G-G-P-S-S-G-A-P-P-P-S-NH ₂
79	H-dSer-Q-G-T-F-T-S-D-L-S-K-Q-K(γ E-x53)-E-S-R-R-A-Q-D-F-I-E-W-L-K-Aib-G-G-P-S-S-G-A-P-P-P-S-NH ₂
80	H-dSer-Q-G-T-F-T-S-D-L-S-K-Q-K(γ E-x53)-D-S-R-R-A-Q-D-F-I-E-W-L-K-D-G-G-P-S-S-G-A-P-P-P-S-NH ₂
81	H-dSer-Q-G-T-F-T-S-D-L-S-K-Q-K(x53)-D-S-R-R-A-Q-D-F-I-E-W-L-K-D-G-G-P-S-S-G-A-P-P-P-S-NH ₂
82	H-dSer-Q-G-T-F-T-S-D-L-S-K-Q-K(γ E-x53)-E-S-R-R-A-Q-D-F-I-E-W-L-K-E-G-G-P-S-S-G-R-P-P-P-S-NH ₂
83	H-dSer-Q-G-T-F-T-S-D-L-S-K-Q-K(x53)-E-S-R-R-A-Q-D-F-I-E-W-L-K-E-G-G-P-S-S-G-R-P-P-P-S-NH ₂
84	H-dSer-Q-G-T-F-T-S-D-L-S-K-Q-K(γ E-x53)-D-S-R-R-A-Q-D-F-I-E-W-L-K-K-G-G-P-S-S-G-A-P-P-P-S-NH ₂
85	H-dSer-Q-G-T-F-T-S-D-L-S-K-Q-K(γ E-x53)-E-S-R-R-A-Q-D-F-I-E-W-L-K-K-G-G-P-S-S-G-A-P-P-P-S-NH ₂
86	H-dSer-Q-G-T-F-T-S-D-L-S-K-Q-K(γ E-x53)-D-S-Q-A-A-Q-D-F-I-E-W-L-K-N-T-G-P-S-S-G-A-P-P-P-S-NH ₂
87	H-dSer-Q-G-T-F-T-S-D-L-S-K-Q-K(γ E-x53)-D-E-R-R-A-K-D-F-I-E-W-L-K-N-G-G-P-S-S-G-A-P-P-P-S-NH ₂

88	H-dSer-Q-G-T-F-T-S-D-L-S-K-Q-K(γ E-x53)-E-K-R-R-A-Q-D-F-I-E-W-L-K-N-G-G-P-S-S-G-A-P-P-P-S-NH ₂
89	H-dSer-Q-G-T-F-T-S-D-L-S-K-Q-K(γ E-x60)-D-S-R-R-A-Q-D-F-I-E-W-L-K-N-G-G-P-S-S-G-A-P-P-P-S-NH ₂
90	H-dSer-Q-G-T-F-T-S-D-L-S-K-Q-K(γ E-x69)-D-S-R-R-A-Q-D-F-I-E-W-L-K-N-G-G-P-S-S-G-A-P-P-P-S-NH ₂
91	H-dSer-Q-G-T-F-T-S-D-L-S-K-Q-K(γ E-x72)-D-S-R-R-A-Q-D-F-I-E-W-L-K-N-G-G-P-S-S-G-A-P-P-P-S-NH ₂
92	H-dSer-Q-G-T-F-T-S-D-L-S-K-Q-K(γ E-x53)-D-S-R-R-A-Q-D-F-I-E-W-L-K-N-T-G-P-S-S-G-A-P-P-P-S-NH ₂
93	H-dSer-Q-G-T-F-T-S-D-L-S-K-Q-K(γ E-x53)-D-S-R-R-A-Q-D-F-I-E-W-L-K-N-A-G-P-S-S-G-A-P-P-P-S-NH ₂
94	H-dSer-Q-G-T-F-T-S-D-L-S-K-Q-K(γ E-x53)-D-S-R-R-A-Q-D-F-I-E-W-L-K-N-dAla-G-P-S-S-G-A-P-P-P-S-NH ₂
95	H-dSer-Q-G-T-F-T-S-D-L-S-K-Q-K(γ E-x53)-E-S-R-R-A-Q-D-F-I-E-W-L-K-N-A-G-P-S-S-G-A-P-P-P-S-NH ₂
96	H-dSer-Q-G-T-F-T-S-D-L-S-K-Q-K(γ E-x53)-E-S-R-R-A-Q-D-F-I-E-W-L-K-N-T-G-P-S-S-G-A-P-P-P-S-NH ₂
97	H-dSer-Q-G-T-F-T-S-D-L-S-K-Q-K(γ E-x53)-D-S-R-R-A-Q-D-F-I-E-W-L-K-N-G-G-P-S-S-G-A-P-P-P-S-NH ₂
98	H-dSer-Q-G-T-F-T-S-D-L-S-K-Q-K(γ E-x53)-D-S-R-R-A-Q-D-F-I-E-W-L-K-N-G-G-P-S-S-G-A-P-P-P-S-NH(pyrrolidin)
99	H-dSer-Q-G-T-F-T-S-D-L-S-K-Q-K(γ E-x53)-D-S-R-R-A-Q-D-F-I-E-W-L-K-N-G-G-P-S-S-G-A-P-P-P-S-NH(benzyl)
100	H-dSer-Q-G-T-F-T-S-D-L-S-K-Q-K(γ E-x53)-D-S-R-R-A-Q-D-F-I-E-W-L-K-N-G-G-P-S-S-G-A-P-P-P-S-NH(tert.butyl)
101	H-dSer-Q-G-T-F-T-S-D-L-S-K-Q-K(γ E-x53)-D-S-R-R-A-Q-D-F-I-E-W-L-K-N-G-G-P-S-S-G-A-P-P-P-S-N(diethyl)
102	H-dSer-Q-G-T-F-T-S-D-L-S-K-Q-K(γ E-x53)-D-S-R-R-A-Q-D-F-I-E-W-L-K-N-G-G-P-S-S-G-A-P-P-P-S-N(morpholin)
103	H-dSer-Q-G-T-F-T-S-D-L-S-K-Q-K(γ E-x53)-D-S-R-R-A-Q-D-F-I-E-W-L-K-N-G-G-P-S-S-G-A-P-P-P-S-NH(CH ₂ -CF ₃)
104	H-dSer-Q-G-T-F-T-S-D-L-S-K-Q-K(γ E-x53)-D-S-R-R-A-Q-D-F-I-E-W-L-K-N-G-G-P-S-S-G-A-P-P-P-S-NH[(CH ₂ -CH ₂ -O) ₄ -CH ₂ -CH ₂ -COOH]
105	H-dSer-Q-G-T-F-T-S-D-L-S-K-Q-K(γ E-x53)-D-S-R-R-A-Q-D-F-I-E-W-L-K-N-G-G-P-S-S-G-A-P-P-P-S-NH[(CH ₂ -CH ₂ -O) ₂₄ -CH ₂ -CH ₂ -COOH]
106	H-dSer-Q-G-T-F-T-S-D-L-S-K-Q-K(γ E-x53)-D-S-R-R-A-Q-D-F-I-E-W-L-K-N-G-G-P-S-S-G-A-P-P-P-S-NH[(CH ₂) ₁₅ -CH ₃]
107	H-dSer-Q-G-T-F-T-S-D-L-S-K-Q-K(γ E-x53)-D-S-R-R-A-Q-D-F-I-E-W-L-K-N-G-G-P-S-S-G-A-P-P-P-S-NH[(CH ₂) ₁₂ -OH]
108	H-dSer-Q-G-T-F-T-S-D-L-S-K-Q-K(γ E-x53)-D-S-R-R-A-Q-D-F-I-E-W-L-K-N-G-G-P-S-S-G-A-P-P-P-S-NH[(CH ₂) ₁₄ -CH ₃]
109	H-dSer-Q-G-T-F-T-S-D-L-S-K-Q-K(γ E-x53)-D-S-R-R-A-Q-D-F-I-E-W-L-K-N-G-G-P-S-S-G-A-P-P-P-S-NH[(CH ₂) ₁₇ -CH ₃]
110	H-dSer-Q-G-T-F-T-S-D-L-S-K-Q-K(γ E-x53)-D-S-R-R-A-Q-D-F-I-E-W-L-K-N-G-G-P-S-S-G-A-P-P-P-S-NH[(CH ₂) ₁₃ -CH ₃]
111	H-dSer-Q-G-T-F-T-S-D-L-S-K-Q-K(γ E-x53)-E-S-R-R-A-Q-D-F-I-E-W-L-K-N-G-G-P-S-S-G-A-P-P-P-S-K-NH ₂

112	H-dSer-Q-G-T-F-T-S-D-L-S-K-Q-K(x53)-E-S-R-R-A-Q-D-F-I-E-W-L-K-N-G-G-P-S-S-G-A-P-P-P-S-K-NH ₂
113	H-dSer-Q-G-T-F-T-S-D-L-S-K-Q-K(γE-x53)-E-S-R-R-A-Q-D-F-I-E-W-L-K-N-G-G-P-S-S-G-A-P-P-P-K-NH ₂
114	H-dSer-Q-G-T-F-T-S-D-L-S-K-Q-K(x53)-E-S-R-R-A-Q-D-F-I-E-W-L-K-N-G-G-P-S-S-G-A-P-P-P-K-NH ₂
115	H-Aib-Q-G-T-F-T-S-D-L-S-K-Q-K(γE-x53)-D-S-R-R-A-Q-D-F-I-E-W-L-K-N-G-G-P-S-S-G-A-P-P-P-S-NH ₂
116	H-dSer-Q-G-T-F-T-S-D-L-S-K-Q-K(γE-x53)-E-S-R-R-A-Q-D-F-I-E-W-L-K-N-G-G-P-S-S-G-A-P-P-P-S-NH ₂
117	H-Aib-Q-G-T-F-T-S-D-L-S-K-Q-K(γE-x53)-E-S-R-R-A-Q-D-F-I-E-W-L-K-N-G-G-P-S-S-G-A-P-P-P-S-NH ₂
118	H-dSer-Q-G-T-F-T-S-D-L-S-K-Q-K(γE-x53)-D-S-R-R-A-Aib-D-F-I-E-W-L-K-N-G-G-P-S-S-G-A-P-P-P-S-NH ₂
119	H-dSer-Q-G-T-F-T-S-D-L-S-K-Q-K(x53)-E-S-R-R-A-Aib-D-F-I-E-W-L-K-N-G-G-P-S-S-G-A-P-P-P-S-NH ₂
120	H-dSer-Q-G-T-F-T-S-D-L-S-K-Q-K(γE-x53)-E-S-R-R-A-Aib-D-F-I-E-W-L-K-N-G-G-P-S-S-G-A-P-P-P-S-NH ₂
121	H-dSer-Q-G-T-F-T-S-D-L-S-K-Q-K(γE-x53)-E-S-R-A-A-Aib-L-F-I-E-W-L-K-N-G-G-P-S-S-G-A-P-P-P-S-NH ₂
122	H-dSer-Q-G-T-F-T-S-D-L-S-K-Q-K(x53)-E-S-R-A-A-Aib-L-F-I-E-W-L-K-N-G-G-P-S-S-G-A-P-P-P-S-NH ₂
123	H-dSer-Q-G-T-F-T-S-D-L-S-K-Q-K(γE-x53)-D-S-Q-A-A-Q-D-F-I-E-W-L-K-R-G-G-P-S-S-G-A-P-P-P-S-NH ₂
124	H-dSer-Q-G-T-F-T-S-D-L-S-K-Q-K(γE-x53)-D-S-Q-A-A-Q-D-F-I-E-W-L-K-R-A-G-P-S-S-G-A-P-P-P-S-NH ₂
125	H-dSer-Q-G-T-F-T-S-D-L-S-K-Q-K(γE-x53)-D-S-R-R-A-Q-D-F-I-E-W-L-K-R-G-G-P-S-S-G-A-P-P-P-S-NH ₂
126	H-dSer-Q-G-T-F-T-S-D-L-S-K-Q-K(γE-x53)-E-S-R-R-A-Q-D-F-I-E-W-L-K-R-dAla-G-P-S-S-G-A-P-P-P-S-NH ₂
127	H-dSer-Q-G-T-F-T-S-D-L-S-K-Q-K(γE-x53)-E-S-R-R-A-Q-D-F-I-E-W-L-K-R-G-G-P-S-S-G-A-P-P-P-S-NH ₂
128	H-dSer-Q-G-T-F-T-S-D-L-S-K-Q-K(γE-x53)-D-S-R-R-A-Q-D-F-I-E-W-L-K-S-G-G-P-S-S-G-A-P-P-P-S-NH ₂
129	H-dSer-Q-G-T-F-T-S-D-L-S-K-Q-K(γE-x53)-E-S-R-R-A-Q-D-F-I-E-W-L-K-S-G-G-P-S-S-G-A-P-P-P-S-NH ₂
130	H-dSer-Q-G-T-F-T-S-D-L-S-K-Q-K(γE-x70)-E-S-Aib-A-A-Q-L-F-I-E-W-L-K-A-G-G-P-S-S-G-A-P-P-P-S-NH ₂
131	H-dSer-Q-G-T-F-T-S-D-L-S-K-Q-K(GABA-x70)-E-S-Aib-A-A-Q-L-F-I-E-W-L-K-A-G-G-P-S-S-G-A-P-P-P-S-NH ₂
132	H-Aib-Q-G-T-F-T-S-D-L-S-K-Q-K(γE-x53)-E-S-Aib-A-A-Q-L-F-I-E-W-L-K-A-G-G-P-S-S-G-A-P-P-P-S-NH ₂
133	H-Aib-Q-G-T-F-T-S-D-L-S-K-Q-K(γE-x70)-D-E-K-A-A-K-L-F-I-E-W-L-K-A-dAla-G-P-S-S-G-A-P-P-P-S-NH ₂
134	H-dSer-Q-G-T-F-T-S-D-L-S-K-Q-K(x52)-E-S-K-A-A-Q-D-F-I-E-W-L-K-A-G-G-P-S-S-G-A-P-P-P-S-NH ₂
135	H-dSer-Q-G-T-F-T-S-D-L-S-K-Q-K(x52)-E-S-K-A-A-Q-E-F-I-E-W-L-K-A-G-G-P-S-S-G-A-P-P-P-S-NH ₂
136	H-dSer-Q-G-T-F-T-S-D-L-S-K-Q-K(x52)-E-S-K-A-A-Q-L-F-I-E-W-L-K-A-G-G-P-S-S-G-A-P-P-P-S-NH ₂

137	H-dSer-H-G-T-F-T-S-D-L-S-K-Q-K(γ E-X70)-D-S-K-A-A-Q-D-F-I-E-W-L-K-A-G-G-P-S-S-G-A-P-P-P-S-NH ₂
138	H-dSer-H-G-T-F-T-S-D-L-S-K-Q-K(γ E-X70)-D-S-K-A-A-Q-L-F-I-E-W-L-K-A-dAla-G-P-S-S-G-A-P-P-P-S-NH ₂
139	H-dSer-Q-G-T-F-T-S-D-L-S-K-Q-K(γ E-x76)-D-S-K-A-A-Q-D-F-I-E-W-L-K-A-G-G-P-S-S-G-A-P-P-P-S-NH ₂
140	H-dSer-Q-G-T-F-T-S-D-L-S-K-Q-K(γ E- γ E-x53)-D-S-K-A-A-Q-D-F-I-E-W-L-K-A-G-G-P-S-S-G-A-P-P-P-S-NH ₂
141	H-dSer-Q-G-T-F-T-S-D-L-S-K-Q-K(Phospho1)-D-S-K-A-A-Q-D-F-I-E-W-L-K-A-G-G-P-S-S-G-A-P-P-P-S-NH ₂
142	H-dSer-Q-G-T-F-T-S-D-L-S-K-Q-K(γ E-X95)-D-S-K-A-A-Q-D-F-I-E-W-L-K-A-G-G-P-S-S-G-A-P-P-P-S-NH ₂
143	H-dSer-Q-G-T-F-T-S-D-L-S-K-Q-K(γ E-X70)-D-S-K-A-A-Q-D-F-I-E-W-L-K-A-dAla-G-P-S-S-G-A-P-P-P-S-NH ₂
144	H-dSer-Q-G-T-F-T-S-D-L-S-K-Q-K(γ E-x53)-D-S-K-A-Aib-Q-D-F-I-E-W-L-K-A-G-G-P-S-S-G-A-P-P-P-S-NH ₂
145	H-dSer-Q-G-T-F-T-S-D-L-S-K-Q-K(γ E-x53)-D-S-K-A-S-Q-D-F-I-E-W-L-K-A-G-G-P-S-S-G-A-P-P-P-S-NH ₂
146	H-dSer-Q-G-T-F-T-S-D-L-S-K-Q-K(γ E-x53)-D-S-K-A-L-Q-D-F-I-E-W-L-K-A-G-G-P-S-S-G-A-P-P-P-S-NH ₂
147	H-dSer-Q-G-T-F-T-S-D-L-S-K-Q-K(γ E-x53)-D-S-K-A-A-Q-D-F-I-E-W-K-K-A-G-G-P-S-S-G-A-P-P-P-S-NH ₂
148	H-Aib-Q-G-T-F-T-S-D-L-S-K-Q-K(γ E-x70)-D-S-K-A-A-Q-L-F-I-E-W-L-K-A-dAla-G-P-S-S-G-A-P-P-P-S-NH ₂
149	H-Aib-Q-G-T-F-T-S-D-L-S-K-Q-K(γ E-x76)-D-S-K-A-A-Q-L-F-I-E-W-L-K-A-dAla-G-P-S-S-G-A-P-P-P-S-NH ₂
150	H-dSer-Q-G-T-F-T-S-D-L-S-K-Q-K(γ E-x53)-E-S-L-A-A-Q-D-F-I-E-W-L-K-A-G-G-P-S-S-G-A-P-P-P-S-NH ₂
151	H-dSer-Q-G-T-F-T-S-D-L-S-K-Q-K(γ E-x53)-D-E-Q-A-A-K-D-F-I-E-W-L-K-A-G-G-P-S-S-G-A-P-P-P-S-NH ₂
152	H-Aib-Q-G-T-F-T-S-D-L-S-K-Q-K(γ E-X70)-D-E-Q-R-A-K-E-F-I-E-W-L-K-A-G-G-P-S-S-G-A-P-P-P-S-NH ₂
153	H-Aib-Q-G-T-F-T-S-D-L-S-K-Q-K(γ E-x70)-D-E-Q-A-A-K-L-F-I-E-W-L-K-A-dAla-G-P-S-S-G-A-P-P-P-S-NH ₂
154	H-Aib-Q-G-T-F-T-S-D-L-S-K-Q-K(γ E-x70)-E-S-Q-A-A-Q-D-F-I-E-W-L-K-A-G-G-P-S-S-G-A-P-P-P-S-NH ₂
155	H-Aib-Q-G-T-F-T-S-D-L-S-K-Q-K(γ E-x53)-D-S-Q-A-A-Q-D-F-I-E-W-L-K-A-G-G-P-S-S-G-A-P-P-P-S-NH ₂
156	H-Aib-Q-G-T-F-T-S-D-L-S-K-Q-K(γ E-X70)-D-S-Q-A-A-Q-D-F-I-E-W-L-K-A-G-G-P-S-S-G-A-P-P-P-S-NH ₂
157	H-dSer-Q-G-T-F-T-S-D-L-S-K-Q-K(γ E-X70)-D-S-Q-A-A-Q-D-F-I-E-W-L-K-A-G-G-P-S-S-G-A-P-P-P-S-NH ₂
158	H-Aib-Q-G-T-F-T-S-D-L-S-K-Q-K(γ E-x70)-D-S-Q-A-A-Q-L-F-I-E-W-L-K-A-dAla-G-P-S-S-G-A-P-P-P-S-NH ₂
159	H-Aib-Q-G-T-F-T-S-D-L-S-K-Q-K(γ E-x76)-D-S-Q-A-A-Q-L-F-I-E-W-L-K-A-dAla-G-P-S-S-G-A-P-P-P-S-NH ₂
160	H-dSer-Q-G-T-F-T-S-D-L-S-K-Q-K(γ E-x61)-E-S-R-A-A-Q-D-F-I-E-W-L-K-A-G-G-P-S-S-G-A-P-P-P-S-NH ₂
161	H-dSer-Q-G-T-F-T-S-D-L-S-K-Q-K(γ E-X70)-D-S-R-R-A-Q-D-F-I-E-W-L-K-A-dAla-G-P-S-S-G-A-P-P-P-S-NH ₂

162	H-Aib-Q-G-T-F-T-S-D-L-S-K-Q-K(γ E-X70)-D-S-R-R-A-Q-D-F-I-E-W-L-K-A-G-G-P-S-S-G-A-P-P-P-S-NH ₂
163	H-dSer-Q-G-T-F-T-S-D-L-S-K-Q-K(γ E-X70)-D-S-R-R-A-Q-D-F-I-E-W-L-K-A-G-G-P-S-S-G-A-P-P-P-S-NH ₂
164	H-dSer-Q-G-T-F-T-S-D-L-S-K-Q-K(γ E-X70)-D-S-K-A-A-Q-D-F-I-E-W-L-K-Aib-G-G-P-S-S-G-A-P-P-P-S-NH ₂
165	H-dSer-Q-G-T-F-T-S-D-L-S-K-Q-K(γ E-x53)-E-S-R-R-A-Q-D-F-I-E-W-L-K-E-G-G-P-S-S-G-K-P-P-P-S-NH ₂
166	H-dSer-Q-G-T-F-T-S-D-L-S-K-Q-K(γ E-X70)-D-S-Q-A-A-Q-D-F-I-E-W-L-K-N-T-G-P-S-S-G-A-P-P-P-S-NH ₂
167	H-dSer-Q-G-T-F-T-S-D-L-S-K-Q-K(γ E-x59)-D-S-R-R-A-Q-D-F-I-E-W-L-K-N-G-G-P-S-S-G-A-P-P-P-S-NH ₂
168	H-dSer-Q-G-T-F-T-S-D-L-S-K-Q-K(γ E-x61)-D-S-R-R-A-Q-D-F-I-E-W-L-K-N-G-G-P-S-S-G-A-P-P-P-S-NH ₂
169	H-dSer-Q-G-T-F-T-S-D-L-S-K-Q-K(γ E-x64)-D-S-R-R-A-Q-D-F-I-E-W-L-K-N-G-G-P-S-S-G-A-P-P-P-S-NH ₂
170	H-dSer-Q-G-T-F-T-S-D-L-S-K-Q-K(γ E-x65)-D-S-R-R-A-Q-D-F-I-E-W-L-K-N-G-G-P-S-S-G-A-P-P-P-S-NH ₂
171	H-dSer-Q-G-T-F-T-S-D-L-S-K-Q-K(γ E-x73)-D-S-R-R-A-Q-D-F-I-E-W-L-K-N-G-G-P-S-S-G-A-P-P-P-S-NH ₂
172	H-dSer-Q-G-T-F-T-S-D-L-S-K-Q-K(γ E-x53)-E-S-R-R-A-Q-D-F-I-E-W-L-K-R-G-G-P-S-S-G-E-P-P-P-S-NH ₂
173	H-dSer-Q-G-T-F-T-S-D-L-S-K-Q-K(γ E-x53)-D-S-K-A-A-Q-D-F-I-E-W-L-K-S-G-G-P-S-S-G-A-P-P-P-S-NH ₂
174	H-Aib-Q-G-T-F-T-S-D-L-S-K-Q-K(γ E-X70)-D-E-Q-R-A-K-E-F-I-E-W-L-K-S-G-G-P-S-S-G-A-P-P-P-S-NH ₂
175	H-Aib-Q-G-T-F-T-S-D-L-S-K-Q-K(γ E-X70)-D-E-Q-R-A-K-D-F-I-E-W-L-K-S-G-G-P-S-S-G-A-P-P-P-S-NH ₂
176	H-Aib-Q-G-T-F-T-S-D-L-S-K-Q-K(γ E-X70)-D-E-Q-R-A-K-E-F-I-E-W-L-K-S-G-G-P-S-S-G-A-P-P-P-S-NH ₂
177	H-dSer-Q-G-T-F-T-S-D-L-S-K-Q-K(γ E-x53)-E-S-K-A-A-Q-D-F-I-E-W-L-K-A-G-G-P-S-S-G-A-P-P-P-S-NH[(CH ₂ -CH ₂ -O) ₂₄ -CH ₂ -CH ₂ -COOH]
178	H-dSer-Q-G-T-F-T-S-D-L-S-K-Q-K(γ E-x53)-E-S-K-A-A-Q-D-F-I-E-W-L-K-A-G-G-P-S-S-G-A-P-P-P-S-NH[(CH ₂ -CH ₂ -O) ₄ -CH ₂ -CH ₂ -COOH]
179	H-S-MeQ-G-T-F-T-S-D-L-S-K-Q-K(γ E-x53)-E-S-R-R-A-Q-D-F-I-E-W-L-K-N-G-G-P-S-S-G-A-P-P-P-S-NH ₂
180	H-S-MeQ-G-T-F-T-S-D-L-S-K-Q-K(γ E-x53)-E-S-R-R-A-Q-D-F-I-E-W-L-K-A-G-G-P-S-S-G-A-P-P-P-S-NH ₂
181	H-Aib-Q-G-T-F-T-S-D-L-S-K-Q-K(γ E-x53)-D-S-R-R-A-Q-D-F-I-E-W-L-K-A-G-G-P-S-S-G-A-P-P-P-S-NH ₂
182	H-Aib-Q-G-T-F-T-S-D-L-S-K-Q-M-D-S-R-R-A-Q-D-F-I-E-W-L-K-N-G-G-P-S-S-G-A-P-P-P-S-NH ₂
183	H-dSer-Q-G-T-F-T-S-D-L-S-K-Q-K-D-S-R-R-A-Q-D-F-I-E-W-L-K-N-G-G-P-S-S-G-A-P-P-P-S-NH ₂
184	H-dSer-Q-G-T-F-T-S-D-L-S-K-Q-M-E-S-R-R-A-Q-D-F-I-E-W-L-K-A-G-G-P-S-S-G-A-P-P-P-S-NH ₂
185	H-dSer-Q-G-T-F-T-S-D-L-S-K-Q-M-D-S-R-R-A-Q-D-F-I-E-W-L-K-R-G-G-P-S-S-G-A-P-P-P-S-NH ₂

186	H-dSer-Q-G-T-F-T-S-D-L-S-K-Q-M-D-S-R-R-A-Q-D-F-I-E-W-L-K-K-G-G-P-S-S-G-A-P-P-P-S-NH ₂
187	H-dSer-Q-G-T-F-T-S-D-L-S-K-Q-M-D-S-R-R-A-Q-D-F-I-E-W-L-K-Aib-G-G-P-S-S-G-A-P-P-P-S-NH ₂
188	H-dSer-Q-G-T-F-T-S-D-L-S-K-Q-M-D-S-R-R-A-Q-D-F-I-E-W-L-K-A-G-G-P-S-S-G-A-P-P-P-S-NH ₂
189	H-dSer-Q-G-T-F-T-S-D-L-S-K-Q-M-E-S-K-A-A-Q-D-F-I-E-W-L-K-A-G-G-P-S-S-G-A-P-P-P-S-NH ₂
190	H-dSer-Q-G-T-F-T-S-D-L-S-K-Q-M-E-S-R-R-A-Aib-D-F-I-E-W-L-K-A-G-G-P-S-S-G-A-P-P-P-S-NH ₂
191	H-dSer-Q-G-T-F-T-S-D-L-S-K-Q-Nle-E-S-Q-A-A-Q-D-F-I-E-W-L-K-A-G-G-P-S-S-G-A-P-P-P-S-NH ₂
192	H-dSer-Q-G-T-F-T-S-D-L-S-K-Q-Nle-D-S-K-A-A-Q-D-F-I-E-W-L-K-A-G-G-P-S-S-G-A-P-P-P-S-NH ₂
193	H-dSer-Q-G-T-F-T-S-D-L-S-K-Q-Nle-D-S-Q-A-A-Q-D-F-I-E-W-L-K-A-G-G-P-S-S-G-A-P-P-P-S-NH ₂
194	H-dSer-Q-G-T-F-T-S-D-L-S-K-Q-K(Ac)-E-S-R-R-A-Q-D-F-I-E-W-L-K-A-G-G-P-S-S-G-A-P-P-P-S-NH ₂
195	H-A-E-G-T-F-T-S-D-V-S-S-Y-L-E-G-Q-A-A-K(γE-x53)-E-I-A-W-L-V-R-G-R-G-OH
196	H-dSer-Q-G-T-F-T-S-D-L-S-K-Q-K(γE-x70)-D-S-K-R-A-Aib-D-F-I-E-W-L-K-A-G-G-P-S-S-G-A-P-P-P-S-NH ₂
197	H-Aib-Q-G-T-F-T-S-D-L-S-K-Q-K(γE-x70)-D-E-Q-R-A-K-L-F-I-E-W-L-K-A-G-G-P-S-S-G-A-P-P-P-S-NH ₂
198	H-Aib-Q-G-T-F-T-S-D-L-S-K-Q-K(γE-x70)-D-S-R-R-A-Q-L-F-I-E-W-L-K-A-G-G-P-S-S-G-A-P-P-P-S-NH ₂
199	H-Aib-Q-G-T-F-T-S-D-L-S-K-Q-K(γE-x70)-D-E-Q-R-A-K-D-F-I-E-W-L-K-A-dAla-G-P-S-S-G-A-P-P-P-S-NH ₂
200	H-Aib-Q-G-T-F-T-S-D-L-S-K-Q-K(γE-x70)-D-E-Q-R-A-K-L-F-I-E-W-L-K-A-dAla-G-P-S-S-G-A-P-P-P-S-NH ₂
201	H-Aib-Q-G-T-F-T-S-D-L-S-K-Q-K(γE-x76)-D-E-Q-A-A-K-L-F-I-E-W-L-K-A-dAla-G-P-S-S-G-A-P-P-P-S-NH ₂
202	H-Aib-Q-G-T-F-T-S-D-L-S-K-Q-K(γE-x76)-E-S-R-A-A-Q-D-F-I-E-W-L-K-A-G-G-P-S-S-G-A-P-P-P-S-NH ₂
203	H-Aib-Q-G-T-F-T-S-D-L-S-K-Q-K(γE-x76)-E-S-R-A-A-Q-L-F-I-E-W-L-K-A-G-G-P-S-S-G-A-P-P-P-S-NH ₂
204	H-Aib-Q-G-T-F-T-S-D-L-S-K-Q-K(γE-x76)-E-S-R-A-A-Q-L-F-I-E-W-L-K-A-dAla-G-P-S-S-G-A-P-P-P-S-NH ₂
205	H-Aib-Q-G-T-F-T-S-D-L-S-K-Q-K(γE-x70)-E-S-R-R-A-Q-L-F-I-E-W-L-K-A-dAla-G-P-S-S-G-A-P-P-P-S-NH ₂
206	H-Aib-Q-G-T-F-T-S-D-L-S-K-Q-K(γE-x70)-D-E-Q-K-A-K-L-F-I-E-W-L-K-S-G-G-P-S-S-G-A-P-P-P-S-NH ₂
207	H-Aib-Q-G-T-F-T-S-D-L-S-K-Q-K(γE-γE-x53)-D-E-Q-R-A-K-E-F-I-E-W-L-K-S-G-G-P-S-S-G-A-P-P-P-S-NH ₂
208	H-S-H-G-T-F-T-S-D-L-S-K-Q-K(γE-x53)-E-S-R-R-A-Q-D-F-I-E-W-L-K-A-G-G-P-S-S-G-A-P-P-P-S-NH ₂
209	H-Aib-Q-G-T-F-T-S-D-L-S-K-Q-K(γE-x70)-D-K-R-R-A-Q-D-F-I-E-W-L-K-A-dAla-G-P-S-S-G-A-P-P-P-S-NH ₂
210	H-Aib-Q-G-T-F-T-S-D-L-S-K-Q-K(γE-x70)-D-K-R-R-A-Q-L-F-I-E-W-L-K-A-dAla-G-P-S-S-G-A-P-P-P-S-NH ₂

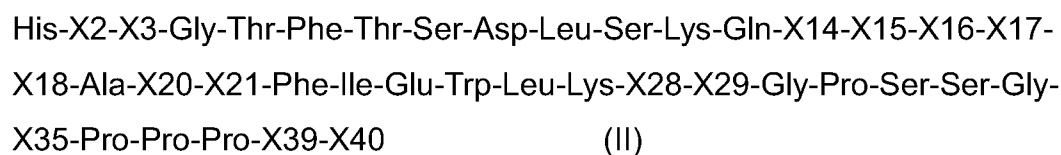
211	H-Aib-Q-G-T-F-T-S-D-L-S-K-Q-K(γ E-x70)-D-K-R-A-A-Q-L-F-I-E-W-L-K-A-dAla-G-P-S-S-G-A-P-P-P-S-NH ₂
212	H-Aib-Q-G-T-F-T-S-D-L-S-K-Q-K(γ E-x76)-D-K-R-A-A-Q-L-F-I-E-W-L-K-A-dAla-G-P-S-S-G-A-P-P-P-S-NH ₂
213	H-Aib-Q-G-T-F-T-S-D-L-S-K-Q-K(γ E-x70)-D-E-E-A-A-K-L-F-I-E-W-L-K-A-G-G-P-S-S-G-A-P-P-P-S-NH ₂
214	H-Aib-Q-G-T-F-T-S-D-L-S-K-Q-K(γ E-X70)-D-E-E-A-A-R-L-F-I-E-W-L-K-A-G-G-P-S-S-G-A-P-P-P-S-NH ₂
215	H-Aib-Q-G-T-F-T-S-D-L-S-K-Q-K(γ E-X70)-E-E-E-A-A-R-L-F-I-E-W-L-K-A-G-G-P-S-S-G-A-P-P-P-S-NH ₂
216	H-Aib-Q-G-T-F-T-S-D-L-S-K-Q-K(γ E-X70)-D-E-E-A-A-R-L-F-I-E-W-L-K-A-G-G-P-S-S-G-A-P-P-P-S-NH ₂
217	H-Aib-H-G-T-F-T-S-D-L-S-K-Q-K(γ E-X70)-E-E-E-A-A-R-L-F-I-E-W-L-K-A-G-G-P-S-S-G-A-P-P-P-S-NH ₂
218	H-Aib-H-G-T-F-T-S-D-L-S-K-Q-K(γ E-X70)-D-E-E-A-A-R-L-F-I-E-W-L-K-A-G-G-P-S-S-G-A-P-P-P-S-NH ₂
219	H-dSer-H-G-T-F-T-S-D-L-S-K-Q-K(γ E-X70)-E-E-E-A-A-R-L-F-I-E-W-L-K-A-G-G-P-S-S-G-A-P-P-P-S-NH ₂
220	H-dSer-H-G-T-F-T-S-D-L-S-K-Q-K(γ E-X70)-D-E-E-A-A-R-L-F-I-E-W-L-K-A-G-G-P-S-S-G-A-P-P-P-S-NH ₂
221	H-dSer-Q-G-T-F-T-S-D-L-S-K-Q-K(γ E-x53)-D-E-E-A-A-R-L-F-I-E-W-L-K-A-G-G-P-S-S-G-A-P-P-P-S-NH ₂
222	H-dSer-Q-G-T-F-T-S-D-L-S-K-Q-K(γ E-X70)-D-E-E-A-A-R-L-F-I-E-W-L-K-A-G-G-P-S-S-G-A-P-P-P-S-NH ₂
223	H-dSer-Q-G-T-F-T-S-D-L-S-K-Q-K(γ E-x70)-E-E-E-A-A-R-L-F-I-E-W-L-K-A-G-G-P-S-S-G-A-P-P-P-S-NH ₂
224	H-Aib-Q-G-T-F-T-S-D-L-S-K-Q-L-D-E-E-A-A-R-L-F-I-E-W-L-K-A-G-G-P-S-S-G-A-P-P-P-S-NH ₂
225	H-Aib-Q-G-T-F-T-S-D-L-S-K-Q-L-E-E-E-A-A-R-L-F-I-E-W-L-K-A-G-G-P-S-S-G-A-P-P-P-S-NH ₂
226	H-Aib-Q-G-T-F-T-S-D-L-S-K-Q-K(γ E- γ E-x53)-D-E-E-A-A-R-L-F-I-E-W-L-K-A-G-G-P-S-S-G-A-P-P-P-S-NH ₂
227	H-Aib-H-G-T-F-T-S-D-L-S-K-Q-K(γ E- γ E-x53)-D-E-E-A-A-R-L-F-I-E-W-L-K-A-G-G-P-S-S-G-A-P-P-P-S-NH ₂
228	H-Aib-Q-G-T-F-T-S-D-L-S-K-Q-K(γ E- γ E-x53)-E-E-E-A-A-R-L-F-I-E-W-L-K-A-G-G-P-S-S-G-A-P-P-P-S-NH ₂
229	H-Aib-H-G-T-F-T-S-D-L-S-K-Q-K(γ E- γ E-x53)-E-E-E-A-A-R-L-F-I-E-W-L-K-A-G-G-P-S-S-G-A-P-P-P-S-NH ₂

CLAIMS:

1. A peptidic compound having the formula (I):



wherein Z is a peptide moiety having the formula (II)



X2 represents an amino acid residue selected from Ser, D-Ser and Aib,

X3 represents an amino acid residue selected from Gln, His and α -amino-functionalized Gln, wherein Gln may be functionalized in that an H of the α -NH₂ group is substituted by (C₁-C₄)-alkyl,

X14 represents an amino acid residue selected from Lys, Orn, Dab and Dap, wherein the -NH₂ side chain group is functionalized by -C(O)-R⁵,

X15 represents an amino acid residue selected from Glu and Asp,

X16 represents an amino acid residue selected from Ser, Lys and Glu,

X17 represents an amino acid residue selected from Arg, Glu, Gln, Leu and Lys,

X18 represents an amino acid residue selected from Arg and Ala,

X20 represents an amino acid residue selected from Gln, Arg, Lys and Aib,

X21 represents an amino acid residue selected from Asp, Leu and Glu,

X28 represents an amino acid residue selected from Asn, Arg, Lys, Aib, Ser, Glu, Asp and Ala,

X29 represents an amino acid residue selected from Gly, Ala, D-Ala and Thr,

X35 represents an amino acid residue selected from Ala or Glu,

X39 is Ser or is absent,

X40 is either absent or represents Lys, wherein the -NH₂ side chain group can be functionalized by -C(O)-R⁵ and

R⁵ is a lipophilic moiety selected from an acyclic linear or branched (C₄-C₃₀) saturated or unsaturated hydrocarbon group, and/or a cyclic saturated, unsaturated or aromatic group, wherein the lipophilic moiety may be attached to the -NH₂ side chain group by a linker selected from (β-Ala)₁₋₄, (γ-Glu)₁₋₄, (ε-Ahx)₁₋₄, or (GABA)₁₋₄ in all stereoisomeric forms;

R¹ represents the N-terminal group of the peptidic compound and is selected from NH₂ and mono- or bisfunctionalized NH₂,

R² represents the C-terminal group of the peptidic compound and is selected from

(i) OH or functionalized OH and

(ii) NH₂ or mono- or bisfunctionalized NH₂,

or a salt or solvate thereof, and

wherein the compound is a dual GLP-1 and glucagon receptor agonist.

2. A compound of claim 1, wherein

X14 represents an amino acid residue selected from Lys, Orn, Dab and Dap, wherein the -NH₂ side chain group is functionalized by -C(O)-R⁵,

X40 represents Lys, wherein the -NH₂ side chain group can be functionalized by -C(O)-R⁵, and

-C(O)-R⁵ is selected from

(S)-4-Carboxy-4-hexadecanoylamino-butyryl-, (S)-4-Carboxy-4-octadecanoylamino-butyryl-, 4-Hexadecanoylamino-butyryl-, 4-{3-[(R)-2,5,7,8-tetramethyl-2-((4R,8R)-4,8,12-trimethyl-tridecyl)-chroman-6-yloxy-carbonyl]-propionylamino}-butyryl-, 4-octadecanoylamino-butyryl-, 4-((Z)-octadec-9-enoylamino)-butyryl-, 6-[(4,4-Diphenyl-cyclohexyloxy)-hydroxy-phosphoryloxy]-hexanoyl-, Hexadecanoyl-, (S)-4-Carboxy-4-(15-carboxy-pentadecanoylamino)-butyryl-, (S)-4-Carboxy-4-{3-[3-((2S,3R,4S,5R)-5-carboxy-2,3,4,5-tetrahydroxy-pentanoylamino)-propionylamino]-propionylamino}-butyryl-, (S)-4-Carboxy-4-{3-[(R)-2,5,7,8-tetramethyl-2-((4R,8R)-4,8,12-trimethyl-tridecyl)-chroman-6-yloxy-carbonyl]-propionylamino}-butyryl-, (S)-4-Carboxy-4-((9Z,12Z)-octadeca-9,12-dienoylamino)-butyryl-, (S)-4-Carboxy-4-[6-((2S,3R,4S,5R)-5-carboxy-

2,3,4,5-tetrahydroxy-pentanoylamino)-hexanoylamino]-butyryl, (S)-4-Carboxy-4-((2S,3R,4S,5R)-5-carboxy-2,3,4,5-tetrahydroxy-pentanoylamino)-butyryl, (S)-4-Carboxy-4-tetradecanoylamino-butyl-, (S)-4-(11-Benzyloxycarbonyl-undecanoylamino)-4-carboxy-butyl-, (S)-4-Carboxy-4-[11-((2S,3R,4R,5R)-2,3,4,5,6-pentahydroxy-hexylcarbamoyl)-undecanoylamino]-butyl-, (S)-4-Carboxy-4-((Z)-octadec-9-enoylamino)-butyl-, (S)-4-Carboxy-4-(4-dodecyloxy-benzoylamino)-butyl-, (S)-4-Carboxy-4-henicosanoylamino-butyl-, (S)-4-Carboxy-4-docosanoylamino-butyl-, (S)-4-Carboxy-4-((Z)-nonadec-10-enoylamino)-butyl-, (S)-4-Carboxy-4-(4-decyloxy-benzoylamino)-butyl-, (S)-4-Carboxy-4-[(4'-octyloxy-biphenyl-4-carbonyl)-amino]-butyl-, (S)-4-Carboxy-4-(12-phenyl-dodecanoylamino)-butyl-, (S)-4-Carboxy-4-icosanoylamino-butyl-, (S)-4-Carboxy-4-((S)-4-carboxy-4-hexadecanoylamino-butylamino)-butyl-, (S)-4-Carboxy-4-((S)-4-carboxy-4-octadecanoylamino-butylamino)-butyl-, 3-(3-Octadecanoylamino-propionylamino)-propionyl-, 3-(3-Hexadecanoylamino-propionylamino)-propionyl-, 3-Hexadecanoylamino-propionyl-, (S)-4-Carboxy-4-[(R)-4-((3R,5S,7R,8R,9R,10S,12S,13R,14R,17R)-3,7,12-trihydroxy-8,10,13-trimethyl-hexadecahydro-cyclopenta[a]phenanthren-17-yl)-pentanoylamino]-butyl-, (S)-4-Carboxy-4-[(R)-4-((3R,5R,8R,9S,10S,13R,14S,17R)-3-hydroxy-10,13-dimethyl-hexadecahydro-cyclopenta[a]phenanthren-17-yl)-pentanoylamino]-butyl-, (S)-4-Carboxy-4-((9S,10R)-9,10,16-trihydroxy-hexadecanoylamino)-butyl-, Tetradecanoyl-, 11-Carboxy-undecanoyl-, 11-Benzyloxycarbonyl-undecanoyl, (S)-4-Carboxy-4-((S)-4-carboxy-4-tetradecanoylamino-butylamino)-butyl-, 6-[Hydroxy-(naphthalen-2-yloxy)-phosphoryloxy]-hexanoyl-, 6-[Hydroxy-(5-phenyl-pentyloxy)-phosphoryloxy]-hexanoyl-, 4-(Naphthalene-2-sulfonylamino)-4-oxo-butyl-, 4-(Biphenyl-4-sulfonylamino)-4-oxo-butyl-, (S)-4-Carboxy-4-((S)-4-carboxy-4-[2-(2-{2-[2-(2-{2-[(S)-4-carboxy-4-(17-carboxy-heptadecanoylamino)-butylamino]-ethoxy}-ethoxy)-acetylamino]-ethoxy}-ethoxy)-acetylamino]-butylamino)-butyl-, (S)-4-Carboxy-4-[2-(2-{2-[2-(2-{2-[(S)-4-carboxy-4-(17-carboxy-heptadecanoylamino)-butylamino]-ethoxy}-ethoxy)-acetylamino]-ethoxy}-ethoxy)-acetylamino]-butyl-, (S)-4-Carboxy-2-[(S)-4-carboxy-2-[2-(2-{2-[2-

(2-{2-[(S)-4-carboxy-4-(17-carboxy-heptadecanoylamino)-butyrylamino]-ethoxy}-ethoxy)-acetylamino]-ethoxy}-ethoxy)-acetylamino]-butyrylamino]-butyryl, (S)-4-Carboxy-2-[2-(2-{2-[(S)-4-carboxy-4-(17-carboxy-heptadecanoylamino)-butyrylamino]-ethoxy}-ethoxy)-acetylamino]-ethoxy}-ethoxy)-acetylamino]-butyryl, (S)-4-Carboxy-4-{(S)-4-carboxy-4-[2-(2-{2-[(S)-4-carboxy-4-(17-carboxy-heptadecanoylamino)-butyrylamino]-ethoxy}-ethoxy)-acetylamino]-butyrylamino}-butyryl, (S)-4-Carboxy-4-[2-(2-{2-[(S)-4-carboxy-4-(17-carboxy-heptadecanoylamino)-butyrylamino]-ethoxy}-ethoxy)-acetylamino]-butyryl, (S)-4-Carboxy-2-{(S)-4-carboxy-2-[2-(2-{2-[(S)-4-carboxy-4-(17-carboxy-heptadecanoylamino)-butyrylamino]-ethoxy}-ethoxy)-acetylamino]-butyrylamino}-butyryl, (S)-4-Carboxy-2-[2-(2-{2-[(S)-4-carboxy-4-(17-carboxy-heptadecanoylamino)-butyrylamino]-ethoxy}-ethoxy)-acetylamino]-butyryl, 2-(2-{2-[2-(2-{2-[(S)-4-Carboxy-4-(17-carboxy-heptadecanoylamino)-butyrylamino]-ethoxy}-ethoxy)-acetylamino]-ethoxy}-ethoxy)-acetyl-, 2-(2-{2-[(S)-4-Carboxy-4-(17-carboxy-heptadecanoylamino)-butyrylamino]-ethoxy}-ethoxy)-acetyl, (S)-4-Carboxy-4-{(S)-4-carboxy-4-{(S)-4-carboxy-4-{(S)-4-carboxy-4-(19-carboxy-nonadecanoylamino)-butyrylamino]-butyrylamino}-butyrylamino)-butyryl, 2-(2-{2-[2-(2-{2-[(S)-4-Carboxy-4-(16-1H-tetrazol-5-yl-hexadecanoylamino)-butyrylamino]-ethoxy}-ethoxy)-acetylamino]-ethoxy}-ethoxy)-acetyl, 2-(2-{2-[2-(2-{2-[(S)-4-Carboxy-4-(16-carboxy-hexadecanoylamino)-butyrylamino]-ethoxy}-ethoxy)-acetylamino]-ethoxy}-ethoxy)-acetyl, (S)-4-Carboxy-4-{(S)-4-carboxy-4-{(S)-4-carboxy-4-(17-carboxy-heptadecanoylamino)-butyrylamino]-butyrylamino}-butyryl, (S)-4-Carboxy-4-{(S)-4-carboxy-4-{2-[2-(2-{2-[2-(2-{(S)-4-carboxy-4-[10-(4-carboxy-phenoxy)-decanoylamino]-butyrylamino]-ethoxy}-ethoxy]-acetylamino]-ethoxy}-ethoxy]-acetylamino}-butyryl, (S)-4-Carboxy-4-{(S)-4-carboxy-4-[2-(2-{2-[2-(2-{2-[(S)-4-carboxy-4-(7-carboxy-heptanoylamino)-butyrylamino]-ethoxy}-ethoxy)-acetylamino]-ethoxy}-ethoxy)-acetylamino]-butyrylamino}-butyryl, (S)-4-Carboxy-4-{(S)-4-carboxy-4-[2-(2-{2-[2-(2-{2-[(S)-4-carboxy-4-(11-carboxy-undecanoylamino)-butyrylamino]-ethoxy}-ethoxy)-acetylamino]-ethoxy}-ethoxy)-acetylamino]-butyrylamino}-butyryl, (S)-4-Carboxy-4-{(S)-4-carboxy-4-[2-(2-{2-[2-(2-{2-[(S)-4-carboxy-4-(13-carboxy-tridecanoylamino)-butyrylamino]-ethoxy}-ethoxy)-acetylamino]-

- ethoxy}-ethoxy)-acetylamino]-butyrylamino}-butyryl, (S)-4-Carboxy-4-[(S)-4-carboxy-4-[2-(2-{2-[2-(2-{[(S)-4-carboxy-4-(15-carboxypentadecanoylamino)-butyrylamino]-ethoxy}-ethoxy)-acetylamino]-ethoxy}-ethoxy)-acetylamino]-butyrylamino}-butyryl, and (S)-4-Carboxy-4-[(S)-4-carboxy-4-[2-(2-{2-[2-(2-{[(S)-4-carboxy-4-(19-carboxynonadecanoylamino)-butyrylamino]-ethoxy}-ethoxy)-acetylamino]-ethoxy}-ethoxy)-acetylamino]-butyrylamino}-butyryl.
3. A compound of any one of claims 1 – 2,
wherein
R¹ is NH₂,
R² is NH₂ or
R¹ and R² are NH₂.
 4. The compound of any one of claims 1 – 3
wherein
X14 is Lys, which is functionalized with a group -C(O)R⁵, wherein R⁵ is as described in any one of claims 1 - 2.
 5. The compound of any one of claims 1, 3, 4, wherein
X14 is Lys, which is functionalized with a group -C(O)R⁵, wherein R⁵ comprises a lipophilic moiety, an acyclic linear or branched (C₁₂-C₂₂) saturated hydrocarbon group attached directly to the -NH₂ side chain group or attached to the -NH₂ side chain group by a linker selected from the group of β-Ala, γ-Glu, β-Ala-β-Ala and γ-Glu-γ-Glu in all stereoisomeric forms.
 6. A compound of any one of claims 1 – 5, wherein
X2 represents an amino acid residue selected from D-Ser and Aib,
X3 represents Gln,
X14 represents an amino acid residue selected from Lys and Orn, wherein the -NH₂ side chain group is functionalized by -C(O)-R⁵,
X15 represents an amino acid residue selected from Glu and Asp,
X16 represents an amino acid residue selected from Ser and Glu,

X17 represents an amino acid residue selected from Arg, Gln and Lys,

X18 represents an amino acid residue selected from Arg and Ala,

X20 represents an amino acid residue selected from Gln, Arg, Lys and Aib,

X21 represents an amino acid residue selected from Asp, Leu and Glu,

X28 represents an amino acid residue selected from Asn, Arg, Lys, Aib, Ser and Ala,

X29 represents an amino acid residue selected from Gly, Ala or Thr,

X35 represents Ala,

X39 is Ser or is absent,

X40 is either absent or represents Lys, wherein the $-NH_2$ side chain group can be functionalized by $-C(O)-R^5$ and $-C(O)-R^5$ is as defined in claim 1.

7. The compound of any one of claims 1 – 6, wherein

X20 represents an amino acid residue selected from Gln, Lys and Aib.

8. A compound of any one of claims 1 – 7, wherein

X2 represents an amino acid residue selected from D-Ser and Aib,

X3 represents Gln,

X14 represents Lys, wherein the $-NH_2$ side chain group is functionalized by one of the groups selected from 3-(3-octadecanoylamino-propionyl-amino)-propionyl-, 4-hexadecanoylamino-butyryl-, 4-{3-[(R)-2,5,7,8-tetramethyl-2-((4R,8R)-4,8,12-trimethyl-tridecyl)-chroman-6-yloxycarbonyl]-propionylamino}-butyryl-, 4-octadecanoylamino-butyryl-, 4-((Z)-octadec-9-enoylamino)-butyryl-, hexadecanoyl-, (S)-4-carboxy-4-((Z)-octadec-9-enoylamino)-butyryl-, (S)-4-carboxy-4-(4-dodecyloxy-benzoylamino)-butyryl-, (S)-4-carboxy-4-henicosanoylamino-butyryl-, (S)-4-carboxy-4-docosanoylamino-butyryl-, (S)-4-carboxy-4-((Z)-nonadec-10-enoylamino)-butyryl-, (S)-4-carboxy-4-(4-decyloxy-benzoylamino)-butyryl-, (S)-4-carboxy-4-[(4'-octyloxy-biphenyl-4-carbonyl)-amino]-butyryl-, (S)-4-carboxy-4-(12-phenyl-dodecanoylamino)-butyryl-, (S)-4-carboxy-4-((S)-4-carboxy-4-hexadecanoylamino-butyrylamino)-butyryl-, (S)-4-carboxy-4-((S)-4-carboxy-4-octadecanoylamino-butyrylamino)-butyryl-, (S)-4-carboxy-4-{3-[(R)-

2,5,7,8-tetramethyl-2-((4R,8R)-4,8,12-trimethyl-tridecyl)-chroman-6-yloxycarbonyl]-propionylamino}-butyryl-, (S)-4-carboxy-4-((9Z,12Z)-octadeca-9,12-dienoylamino)-butyryl-, (S)-4-carboxy-4-octadecanoylamino-butyryl- and (S)-4-carboxy-4-hexadecanoylamino-butyryl-,

X15 represents Glu,

X16 represents Ser,

X17 represents an amino acid residue selected from Arg, Gln and Lys,

X18 represents Ala,

X20 represents Gln,

X21 represents Asp,

X28 represents Ala,

X29 represents Gly,

X35 represents Ala,

X39 is Ser

X40 is absent.

9. The compound of any one of claims 1 – 5, wherein

X2 represents Aib,

X3 represents Gln,

X14 represents Lys, wherein the -NH₂ side chain group is functionalized, particularly by (S)-4-Carboxy-4-hexadecanoylamino-butyryl- and (S)-4-Carboxy-4-octadecanoylamino-butyryl-;

X15 represents an amino acid residue selected from Asp and Glu,

X16 represents an amino acid residue selected from Ser and Glu,

X17 represents an amino acid residue selected from Gln and Lys,

X18 represents Ala,

X20 represents an amino acid residue selected from Gln and Lys,

X21 represents an amino acid residue selected from Asp and Leu,

X28 represents Ala,

X29 represents an amino acid residue selected from Gly and D-Ala,

X35 represents Ala,

X39 is Ser,

X40 is absent.

10. A compound of any one of claims 1 – 5, wherein
X2 represents D-Ser,
X3 represents Gln,
X14 represents Lys, wherein the -NH₂ side chain group is functionalized, particularly by (S)-4-carboxy-4-hexadecanoylamino-butyryl- or hexadecanoyl-;
X15 represents an amino acid residue selected from Glu and Asp,
X16 represents an amino acid residue selected from Ser and Glu,
X17 represents an amino acid residue selected from Arg, Glu and Lys
X18 represents an amino acid residue selected from Arg and Ala,
X20 represents an amino acid residue selected from Gln, Lys and Aib,
X21 represents an amino acid residue selected from Asp and Leu,
X28 represents an amino acid residue selected from Ala and Asn,
X29 represents Gly,
X35 represents Ala,
X39 is Ser,
X40 is absent.
11. A compound of any one of claims 1 – 5, wherein
X2 represents an amino acid residue selected from Aib and D-Ser;
X3 represents an amino acid residue selected from Gln and His;
X14 represents Lys, wherein the -NH₂ side chain group is functionalized by one of the groups selected from (S)-4-Carboxy-4-hexadecanoylamino-butyryl-, (S)-4-Carboxy-4-octadecanoylamino-butyryl-, (S)-4-Carboxy-4-((S)-4-carboxy-4-hexadecanoylamino-butyrylamino)-butyryl-, (S)-4-Carboxy-4-((S)-4-carboxy-4-octadecanoylamino-butyrylamino)-butyryl-, 3-(3-Octadecanoylamino-propionylamino)-propionyl-, 3-(3-Hexadecanoylamino-propionylamino)-propionyl-, (S)-4-Carboxy-4-henicosanoylamino-butyryl-, 4-Hexadecanoylamino-butyryl- and 4-octadecanoylamino-butyryl-,
X15 represents an amino acid residue selected from Asp and Glu;
X16 represents an amino acid residue selected from Ser and Glu;
X17 represents an amino acid residue selected from Arg, Gln, Lys and Leu;

- X18 represents an amino acid residue selected from Arg and Ala;
X20 represents an amino acid residue selected from Gln, Aib and Lys;
X21 represents an amino acid residue selected from Asp and Glu;
X28 represents an amino acid residue selected from Asn, Ser, Aib, Ala and Arg;
X29 represents an amino acid residue selected from Gly, Thr, Ala and D-Ala;
X35 represents Ala;
X39 represents Ser and
X40 is absent.
12. A compound of any one of claims 1 - 7, wherein
the functionalized Lys in position 14 is functionalized at its ϵ -amino group
with $-C(O)-R^5$, and $-C(O)-R^5$ is (S)-4-carboxy-4-hexadecanoyl-amino-butyryl,
(S)-4-carboxy-4-octadecanoylamino-butyryl, hexadecanoyl or octadecanoyl.
13. A compound of claim 12, wherein
X2 represents an amino acid residue selected from Aib and D-Ser;
X3 represents Gln;
X14 represents Lys, wherein the $-NH_2$ side chain group is functionalized by
one of the groups selected from (S)-4-carboxy-4-hexadecanoyl-amino-
butyryl, (S)-4-carboxy-4-octadecanoylamino-butyryl, hexadecanoyl and
octadecanoyl;
X15 represents Glu;
X16 represents Ser;
X17 represents an amino acid residue selected from Arg, Gln and Lys;
X18 represents Ala;
X20 represents Gln;
X21 represents Asp;
X28 represents Ala;
X29 represents Gly;
X35 represents Ala;
X39 represents Ser and
X40 is absent.

14. The compound of any one of claims 1 – 5, wherein
X2 represents Aib,
X3 represents Gln,
X14 represents Lys, wherein the -NH₂ side chain group is functionalized,
particularly by (S)-4-Carboxy-4-henicosanoylamino-butyryl- and (S)-4-Carboxy-4-octadecanoylamino-butyryl-;
X15 represents Asp,
X16 represents an amino acid residue selected from Lys and Glu,
X17 represents an amino acid residue selected from Arg and Glu,
X18 represents an amino acid residue selected from Ala and Arg,
X20 represents an amino acid residue selected from Gln and Lys,
X21 represents an amino acid residue selected from Asp and Leu,
X28 represents Ala,
X29 represents an amino acid residue selected from Gly and D-Ala,
X35 represents Ala,
X39 is Ser,
X40 is absent.
15. The compound of any one of claims 1-14, selected from the compounds of SEQ ID NO.: 4-10, 16-22, 24-81, 84-129, 133-164, 166-181 or a salt or solvate thereof.
16. The compound of any one of claims 1-14, selected from the compounds of SEQ ID NO.: 4-10, 16-22, 24-81, 84-129, 133-164, 166-181, 196-205, 207-223, 226-229 or a salt or solvate thereof.
17. The compound of claim 1, wherein the compound is represented by SEQ ID NO.: 24, or a salt or solvate thereof.
18. The compound of claim 1, wherein the compound is represented by SEQ ID NO.: 35, or a salt or solvate thereof.

19. The compound of claim 1, wherein the compound is represented by SEQ ID NO.: 36, or a salt or solvate thereof.
20. The compound of claim 1, wherein the compound is represented by SEQ ID NO.: 44, or a salt or solvate thereof.
21. The compound of claim 1, wherein the compound is represented by SEQ ID NO.: 97, or a salt or solvate thereof.
22. Compound according to any one of claims 1-21, which has a high solubility at acidic pH values, e.g. at pH 4.5 at 25°C, and/or at physiological pH values, e.g., at pH 7.4 at 25°C, wherein the solubility at said pH value and/or pH values is particularly at least 0.5 mg/ml, or at least 1.0 mg/ml.
23. The compound of any one of claims 1-22 for use in medicine, particularly in human medicine.
24. The compound for use according to claim 23 which is present as an active agent in a pharmaceutical composition together with at least one pharmaceutically acceptable carrier.
25. The compound for use according to claim 23 or 24 together with at least one additional therapeutically active agent, wherein the additional therapeutically active agent is selected from the series of Insulin and Insulin derivatives, GLP-1, GLP-1 analogues and GLP-1 receptor agonists, polymer bound GLP-1 and GLP-1 analogues, dual GLP1/GIP agonists, PYY3-36 or analogues thereof, pancreatic polypeptide or analogues thereof, Glucagon receptor agonists, GIP receptor agonists or antagonists, ghrelin antagonists or inverse agonists, Xenin and analogues thereof, DDP-IV inhibitors, SGLT2 inhibitors, dual SGLT2 / SGLT1 inhibitors, Biguanides Thiazolidinediones, dual PPAR agonists, Sulfonylureas, Meglitinides, alpha-glucosidase inhibitors, Amylin and Amylin analogues, GPR119 agonists, GPR40 agonists, GPR120 agonists, GPR142 agonists, systemic or low-

absorbable TGR5 agonists, Cycloset, inhibitors of 11-beta-HSD, activators of glucokinase, inhibitors of DGAT, inhibitors of protein tyrosinephosphatase 1, inhibitors of glucose-6-phosphatase, inhibitors of fructose-1,6-bisphosphatase, inhibitors of glycogen phosphorylase, inhibitors of phosphoenol pyruvate carboxykinase, inhibitors of glycogen synthase kinase, inhibitors of pyruvate dehydrogenase kinase, alpha2-antagonists, CCR-2 antagonists, modulators of glucose transporter-4, Somatostatin receptor 3 agonists, HMG-CoA-reductase inhibitors, fibrates, nicotinic acid and the derivatives thereof, nicotinic acid receptor 1 agonists, PPAR-alpha, gamma or alpha/gamma) agonists or modulators, PPAR-delta agonists, ACAT inhibitors, cholesterol absorption inhibitors, bile acid-binding substances, IBAT inhibitors, MTP inhibitors, modulators of PCSK9, LDL receptor up-regulators by liver selective thyroid hormone receptor β agonists, HDL-raising compounds, lipid metabolism modulators, PLA2 inhibitors, ApoA-I enhancers, thyroid hormone receptor agonists, cholesterol synthesis inhibitors, omega-3 fatty acids and derivatives thereof, active substances for the treatment of obesity, such as Sibutramine, Tesofensine, Orlistat, CB-1receptor antagonists, MCH-1 antagonists, MC4 receptor agonists and partial agonists, NPY5 or NPY2 antagonists, NPY4 agonists, beta-3-agonists, leptin or leptin mimetics, agonists of the 5HT_{2c} receptor, or the combinations of bupropione/naltrexone (CONTRAVE), bupropione/zonisamide (EMPATIC), bupropione/phentermine or pramlintide/metreleptin, QNEXA (Phentermine+ topiramate), lipase inhibitors, angiogenesis inhibitors, H3 antagonists, AgRP inhibitors, triple monoamine uptake inhibitors (norepinephrine and acetylcholine), MetAP2 inhibitors, nasal formulation of the calcium channel blocker diltiazem, antisense against production of fibroblast growth factor receptor 4, prohibitin targeting peptide-1, drugs for influencing high blood pressure, chronic heart failure or atherosclerosis, such as angiotensin II receptor antagonists, ACE inhibitors, ECE inhibitors, diuretics, beta-blockers, calcium antagonists, centrally acting hypertensives, antagonists of the alpha-2-adrenergic receptor, inhibitors of neutral endopeptidase, thrombocyte aggregation inhibitors.

26. The compound for use according to claim 23 or 24 together with at least one additional therapeutically active agent, wherein the additional therapeutically active agent particularly is a GLP-1 compound and/or an insulinic compound and/or a gastrointestinal peptide.
27. The compound for use according to claim 23 or 24 together with at least one additional therapeutically active agent, wherein the additional therapeutically active agent particularly is insulin or an insulin derivative.
28. The compound for use according to claim 23 or 24, wherein the pharmaceutical composition is for parenteral administration, preferably in a single dose injectable form, particularly in the form of a pen.
29. The use of a compound according to any one of claims 1 to 28 in the manufacture of a medicament for the treatment or prevention of hyperglycemia, type 2 diabetes, impaired glucose tolerance, type 1 diabetes, obesity, metabolic syndrome and neurodegenerative disorders, particularly for delaying or preventing disease progression in type 2 diabetes, treating metabolic syndrome, treating obesity or preventing overweight, for decreasing food intake, increase energy expenditure, reducing body weight, delaying the progression from impaired glucose tolerance (IGT) to type 2 diabetes; delaying the progression from type 2 diabetes to insulin-requiring diabetes; regulating appetite; inducing satiety; preventing weight regain after successful weight loss; treating a disease or state related to overweight or obesity; treating bulimia; treating binge eating; treating atherosclerosis, hypertension, IGT, dyslipidemia, coronary heart disease, hepatic steatosis, treatment of beta-blocker poisoning.
30. A method of treatment or prevention of hyperglycemia, type 2 diabetes, impaired glucose tolerance, type 1 diabetes, obesity, metabolic syndrome and neurodegenerative disorders, particularly for delaying or preventing disease progression in type 2 diabetes, treating metabolic syndrome,

treating obesity or preventing overweight, for decreasing food intake, increase energy expenditure, reducing body weight, delaying the progression from impaired glucose tolerance (IGT) to type 2 diabetes; delaying the progression from type 2 diabetes to insulin-requiring diabetes; regulating appetite; inducing satiety; preventing weight regain after successful weight loss; treating a disease or state related to overweight or obesity; treating bulimia; treating binge eating; treating atherosclerosis, hypertension, IGT, dyslipidemia, coronary heart disease, hepatic steatosis, treatment of beta-blocker poisoning, wherein a subject in needs is administered an effective amount of a compound according to any one of claims 1 to 28.

31. The use according to claim 29 or the method according to claim 30 for the treatment or prevention of hyperglycemia, type 2 diabetes, obesity and metabolic syndrome or reducing body weight.
32. The use according to claim 29 or the method according to claim 30 for the simultaneous treatment of obesity and diabetes.

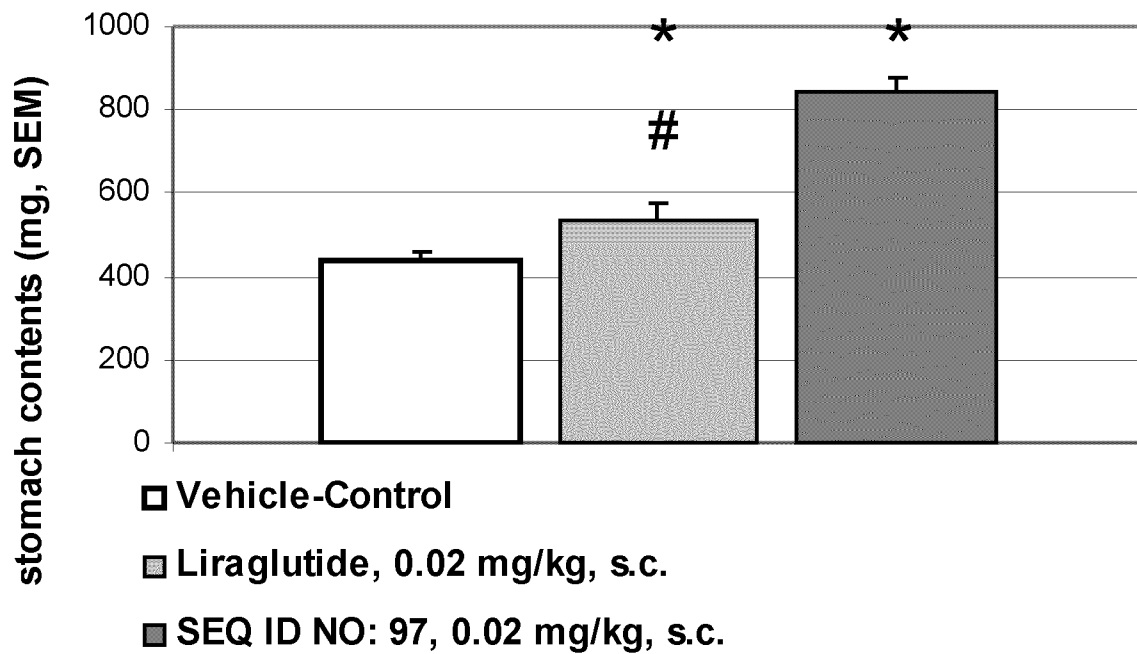
SANOFI

WATERMARK INTELLECTUAL PROPERTY PTY LTD

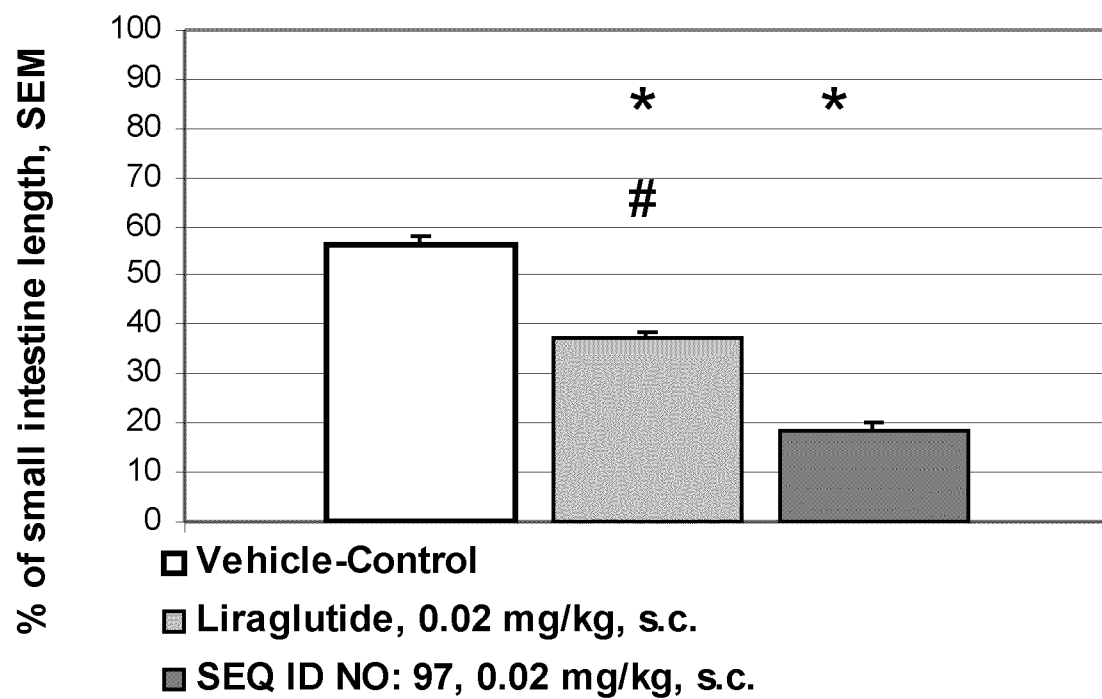
P40242AU00

Fig. 1

a)

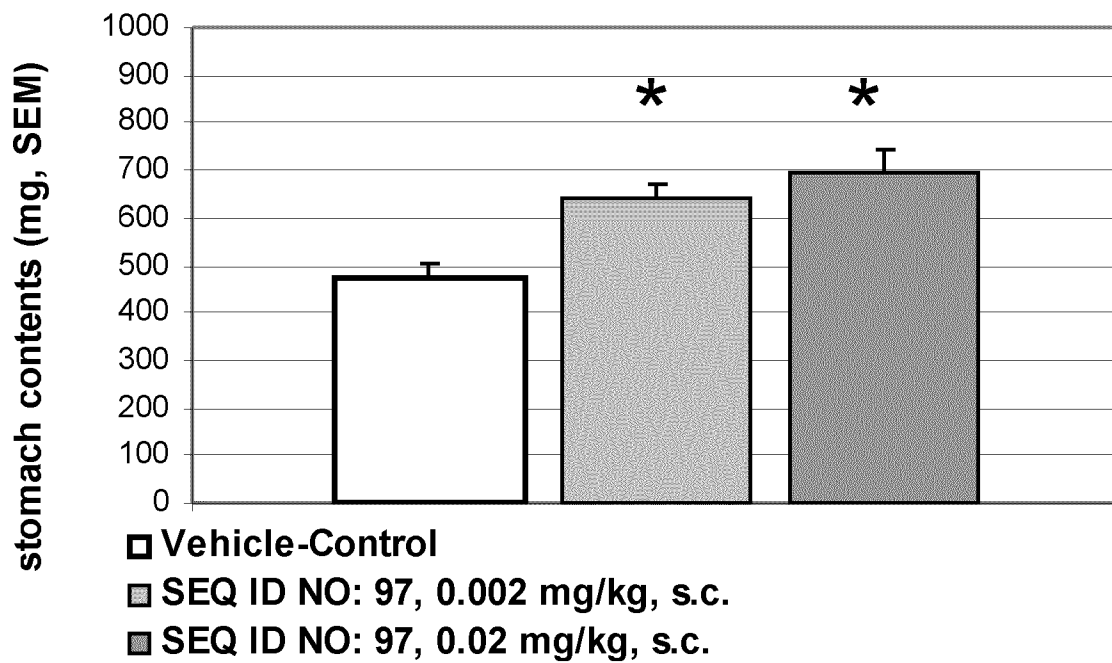


b)



2/13

c)



d)

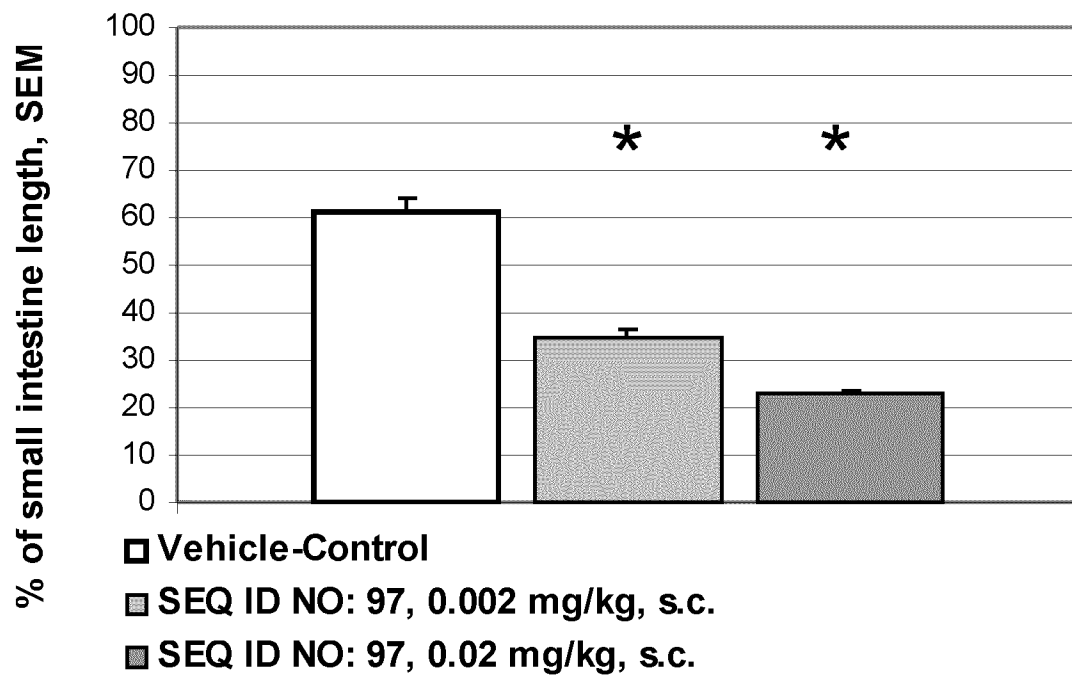


Fig. 2: a)

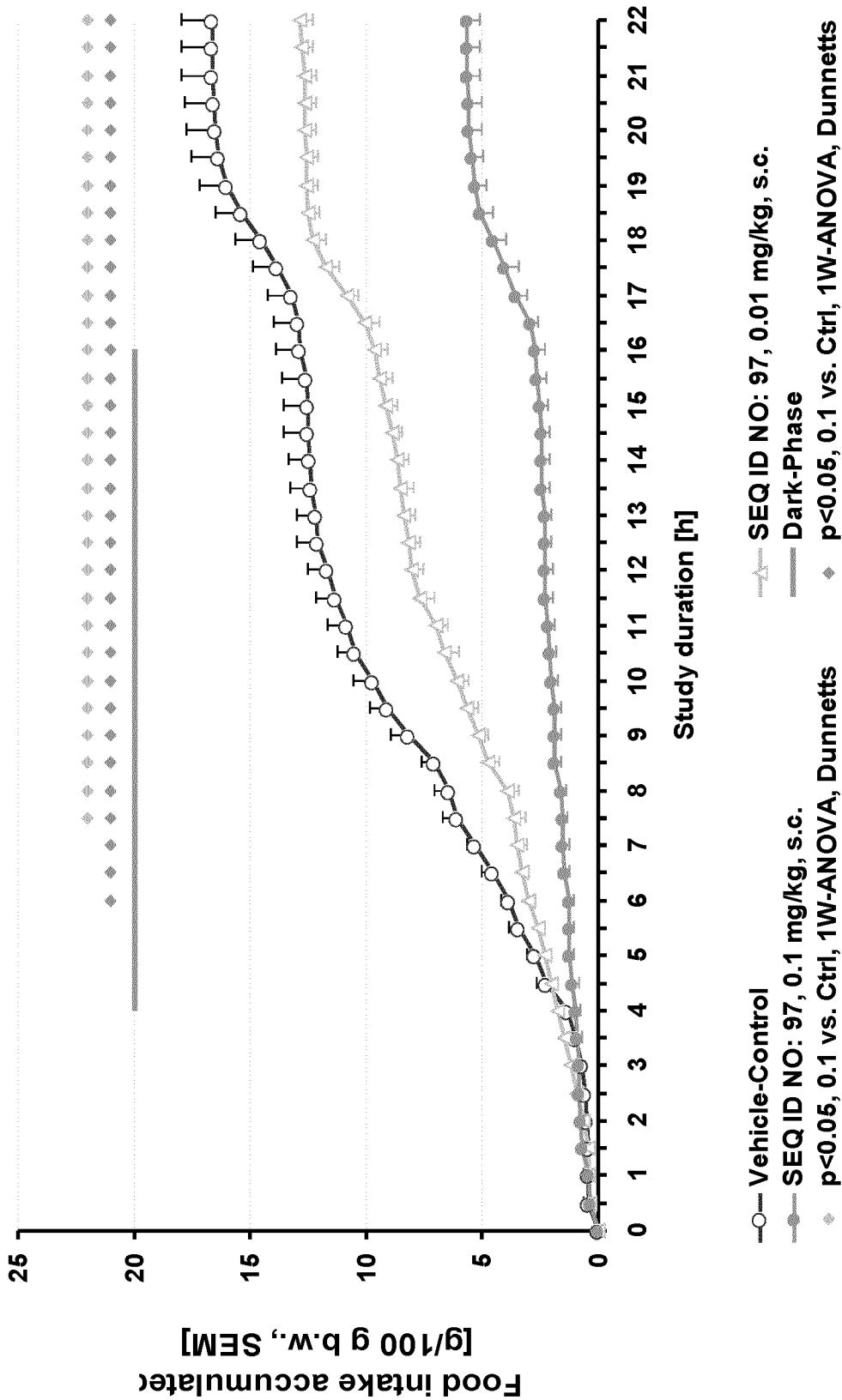


Fig. 3

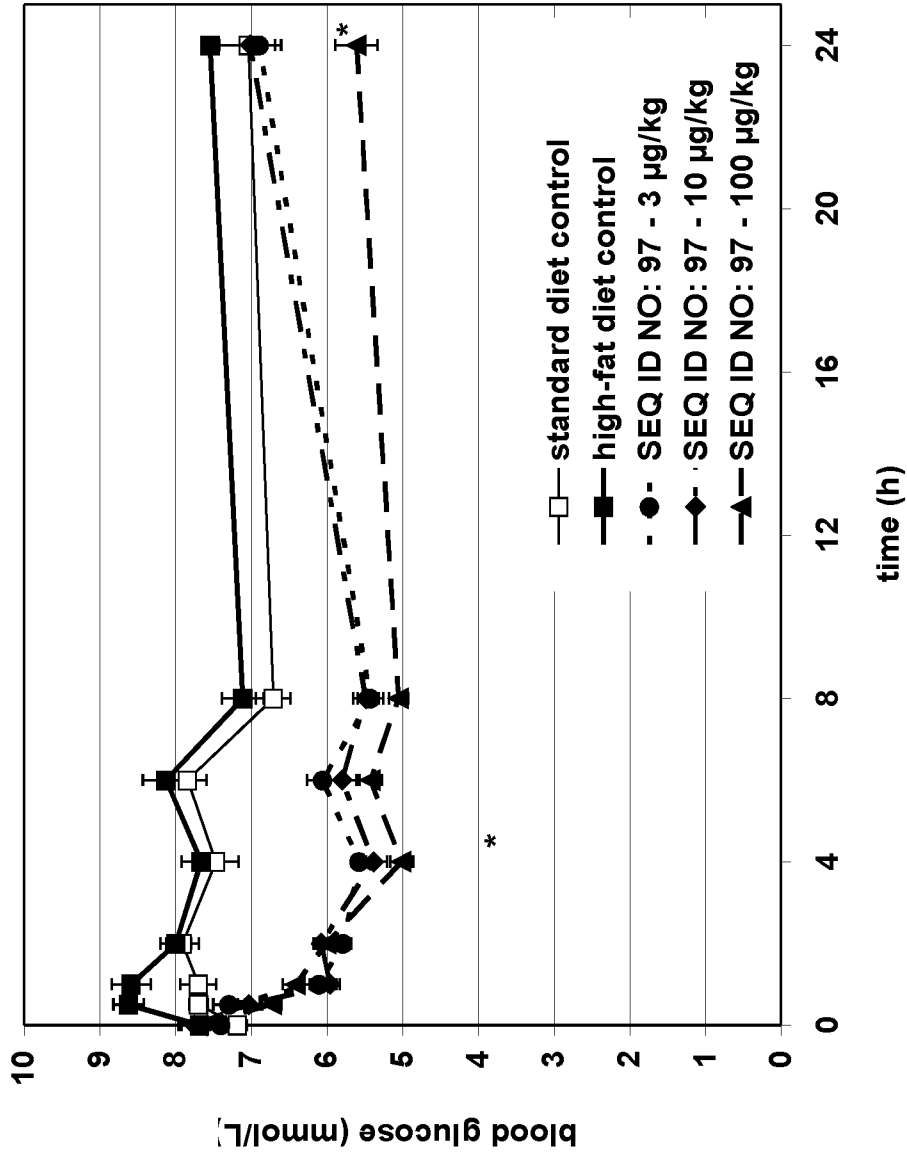
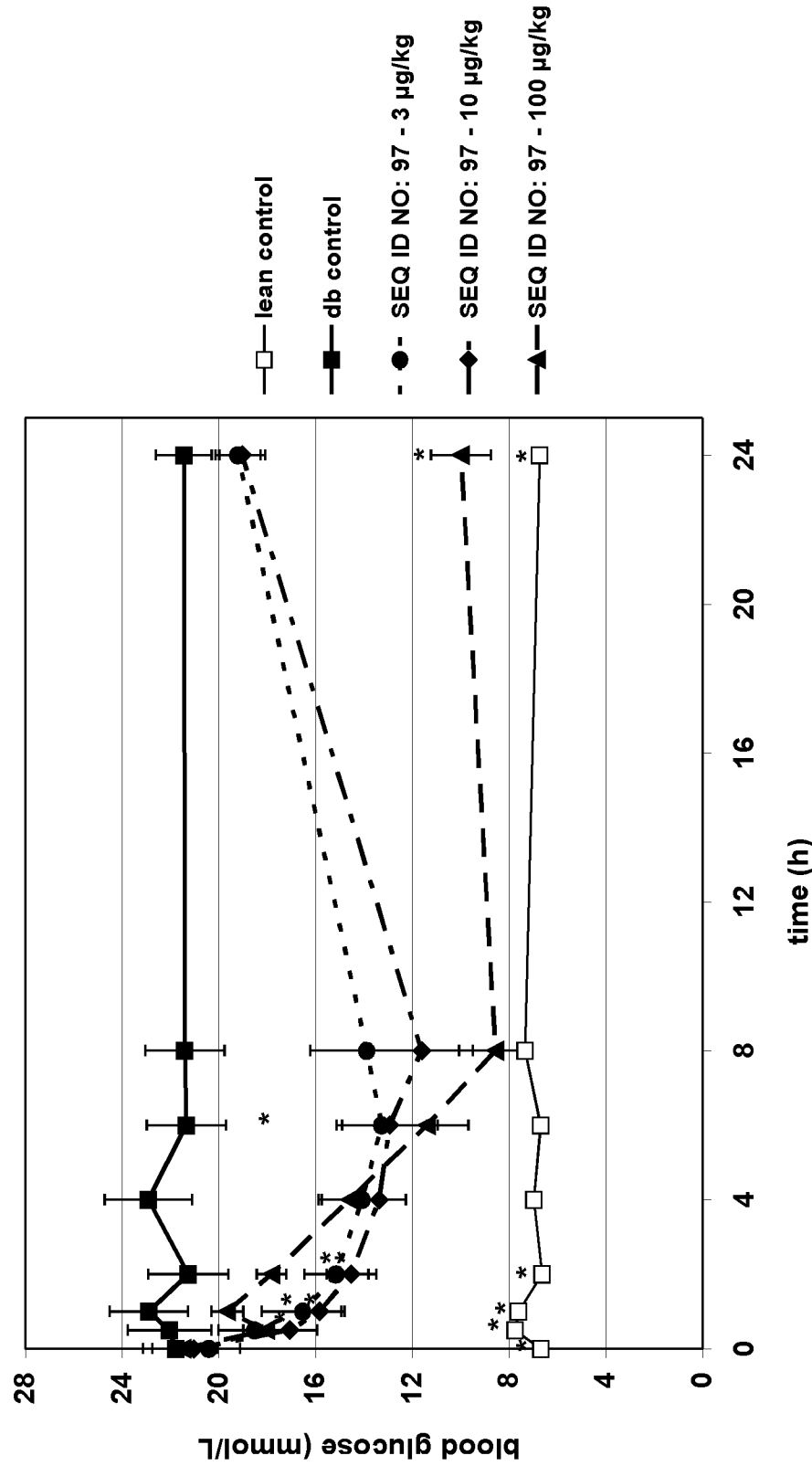


Fig. 4:



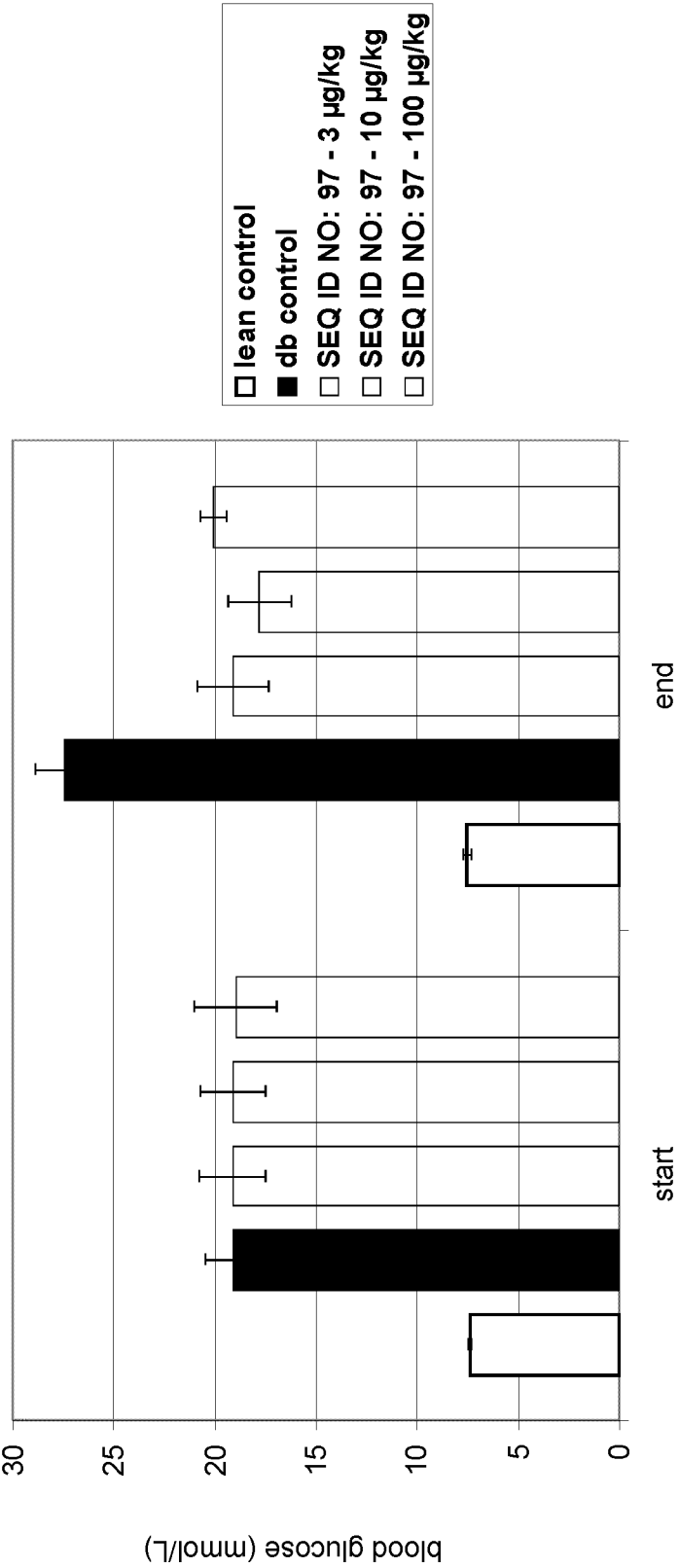


Fig. 5:

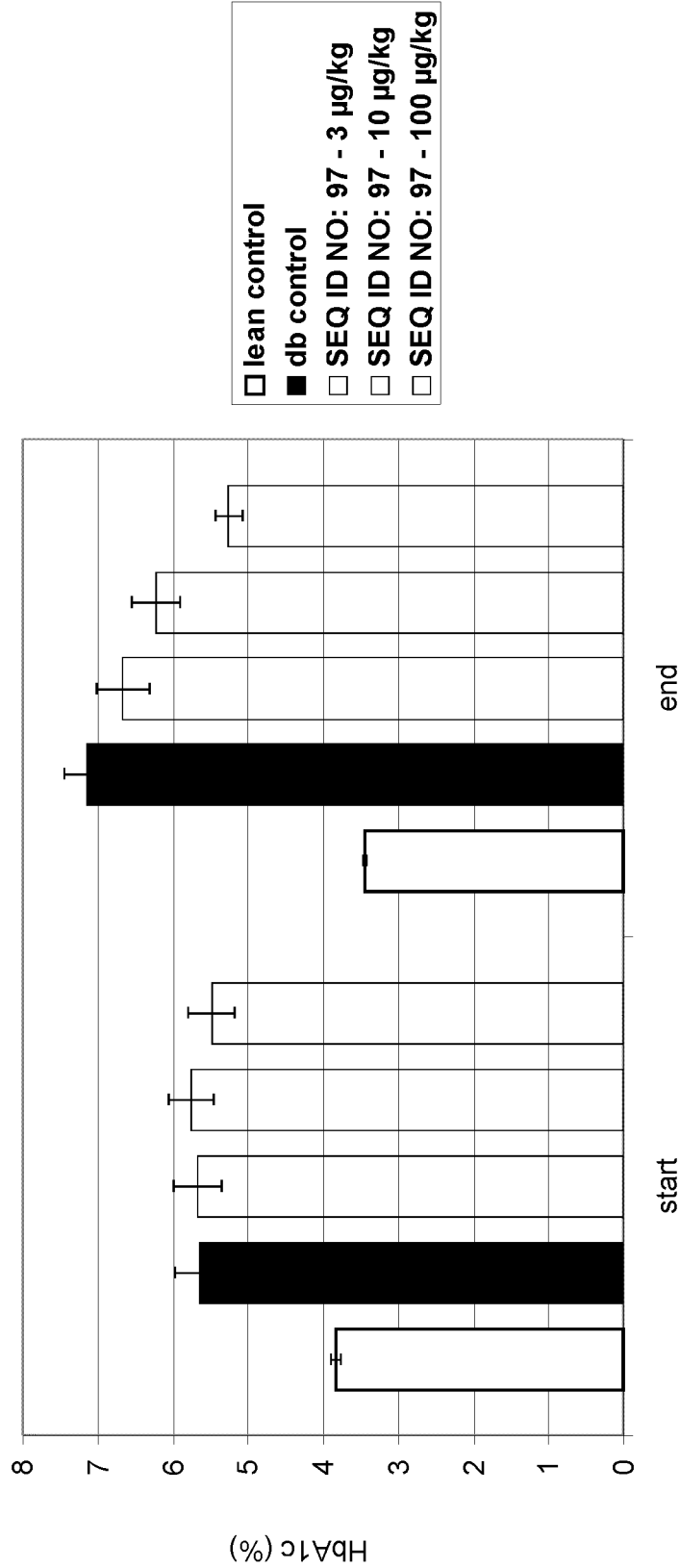


Fig. 6:

Fig. 7:

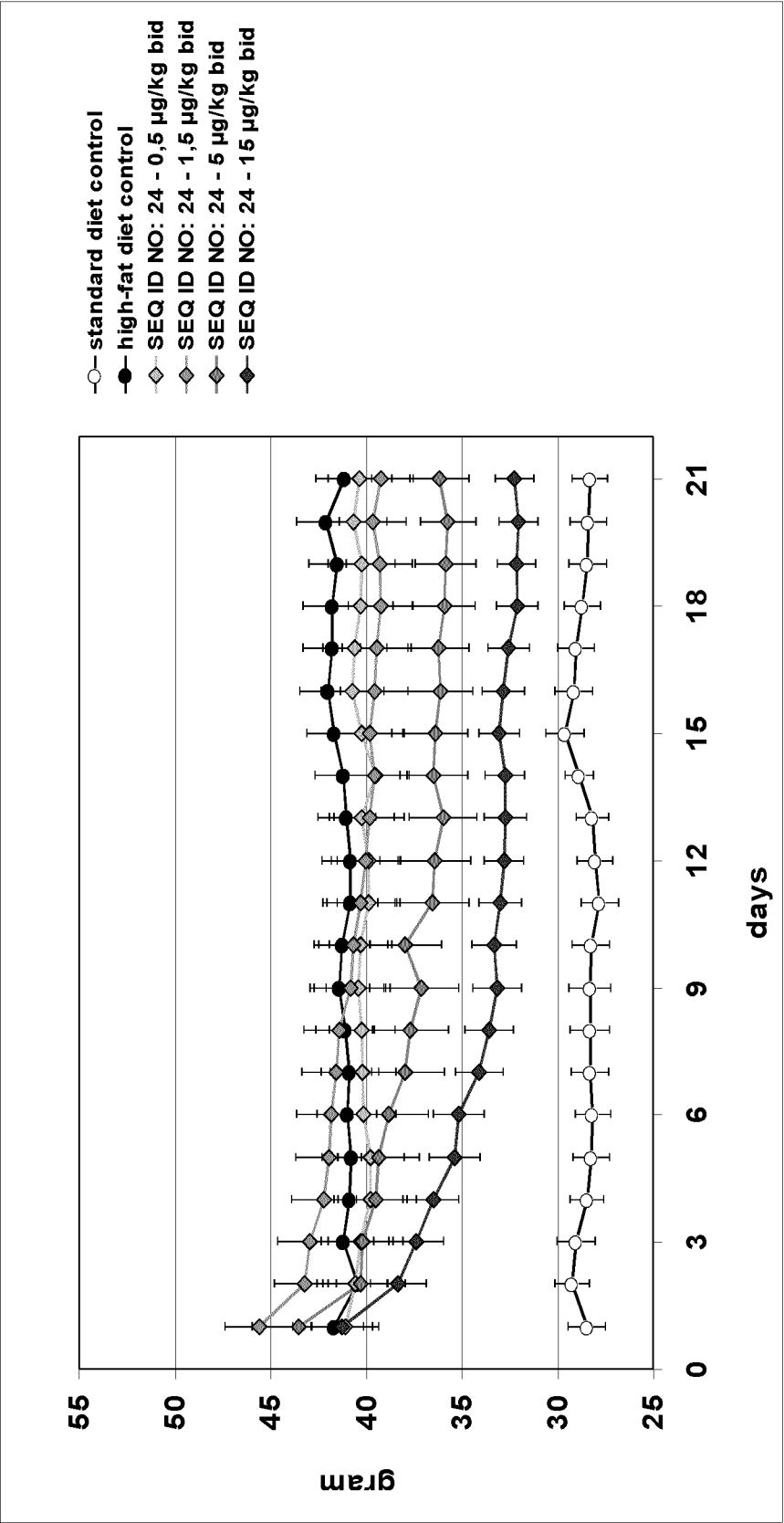


Fig. 8:

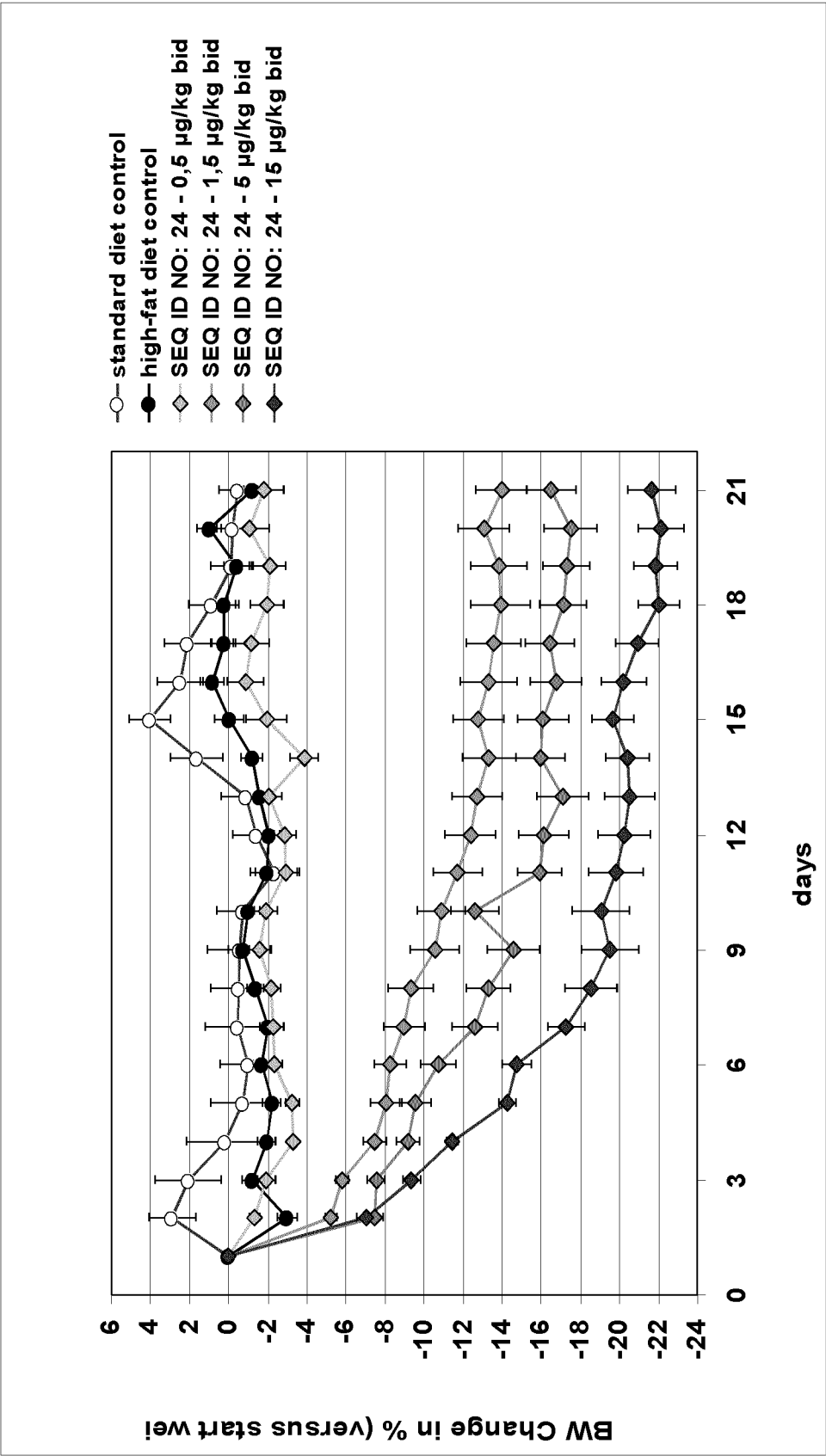


Fig. 9:

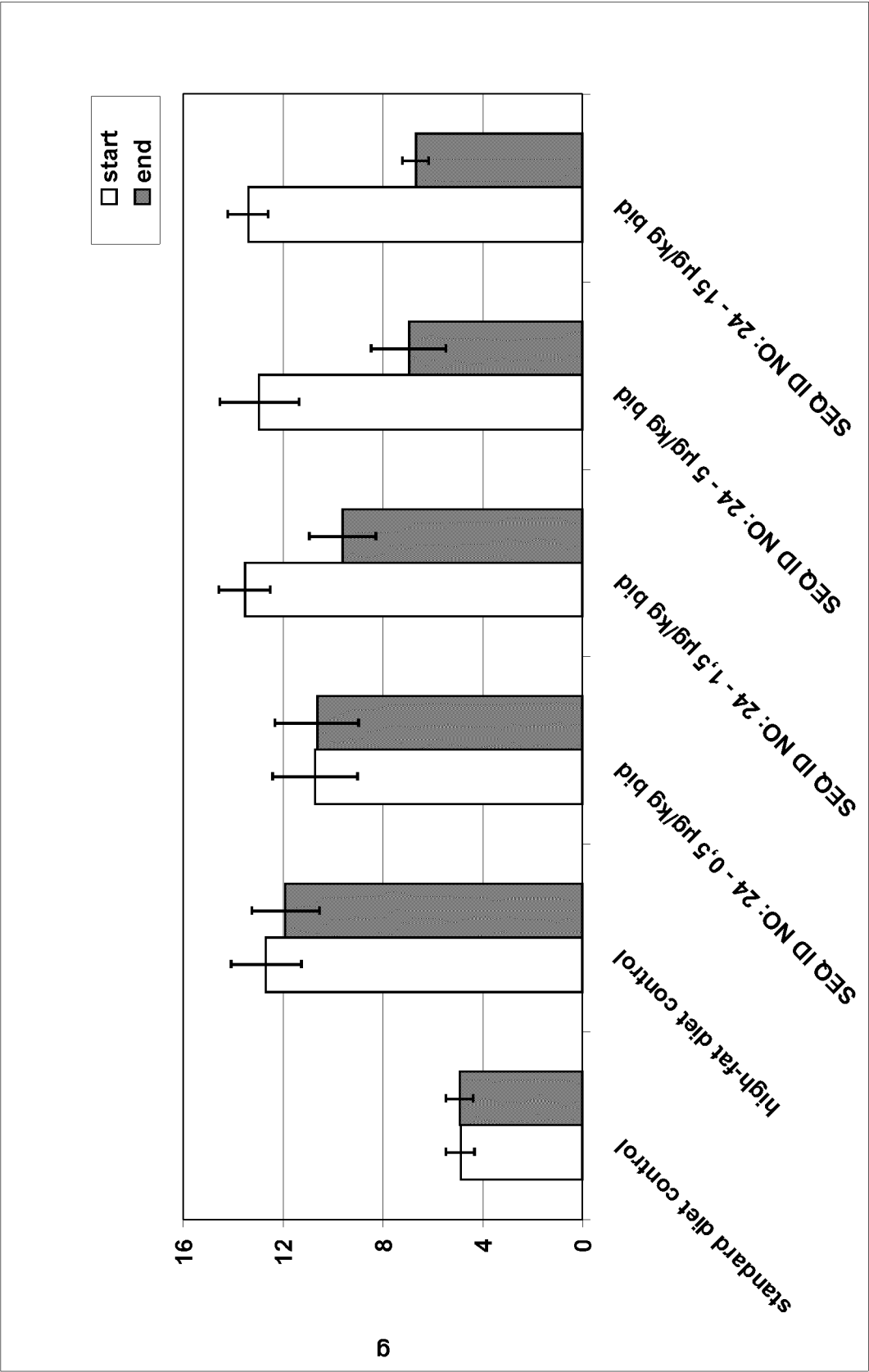


Fig. 10:

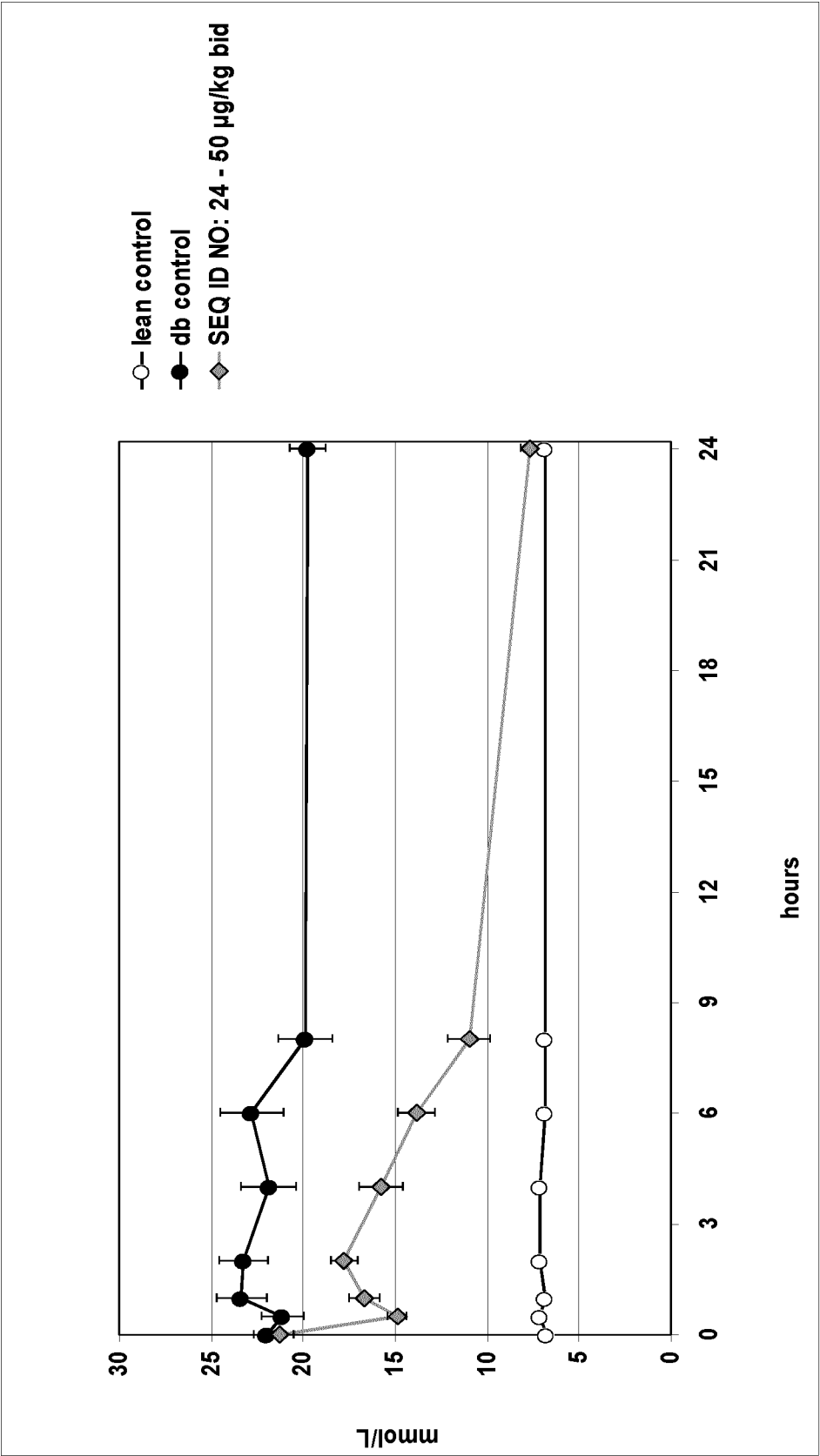


Fig. 11:

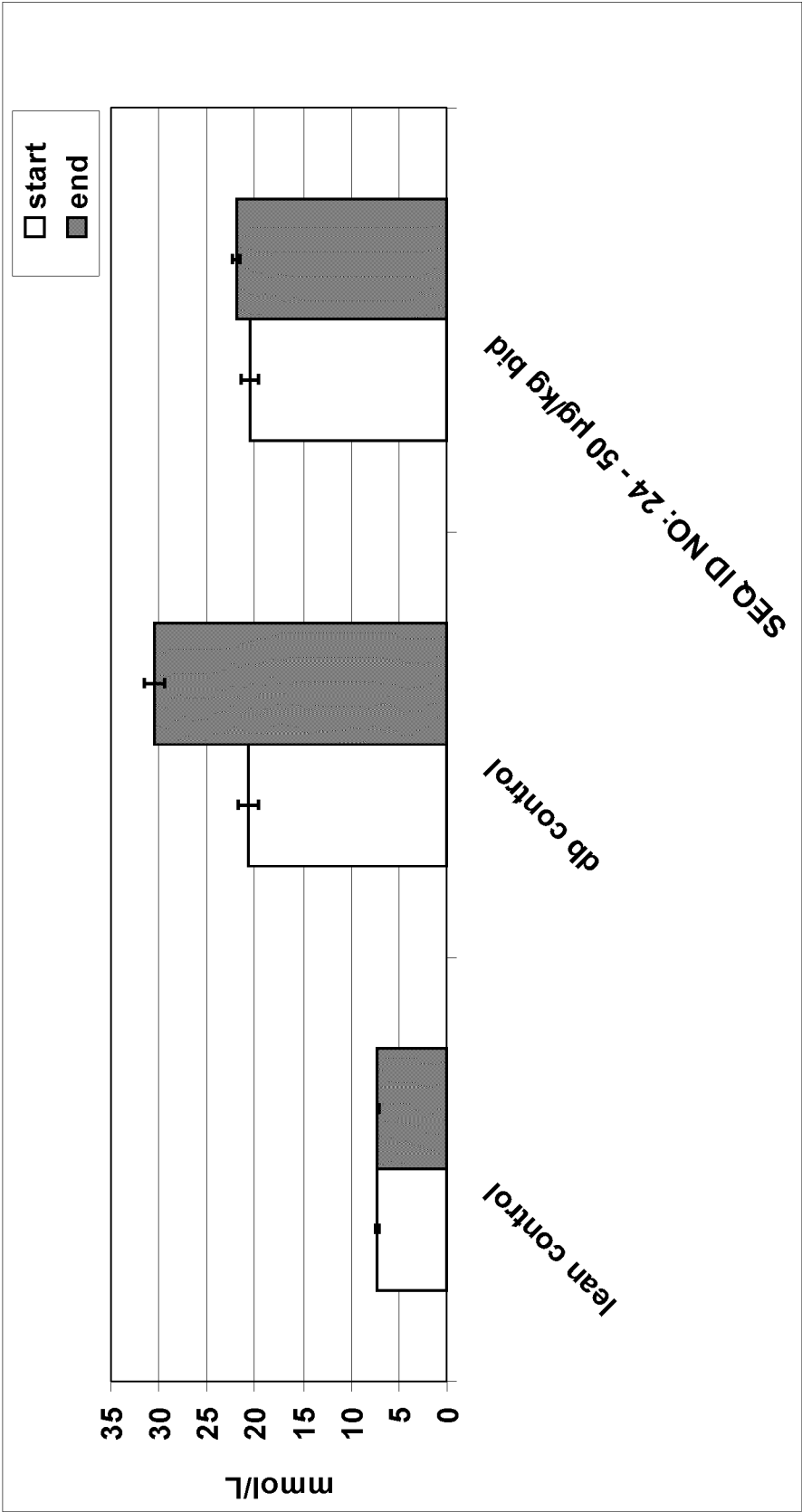
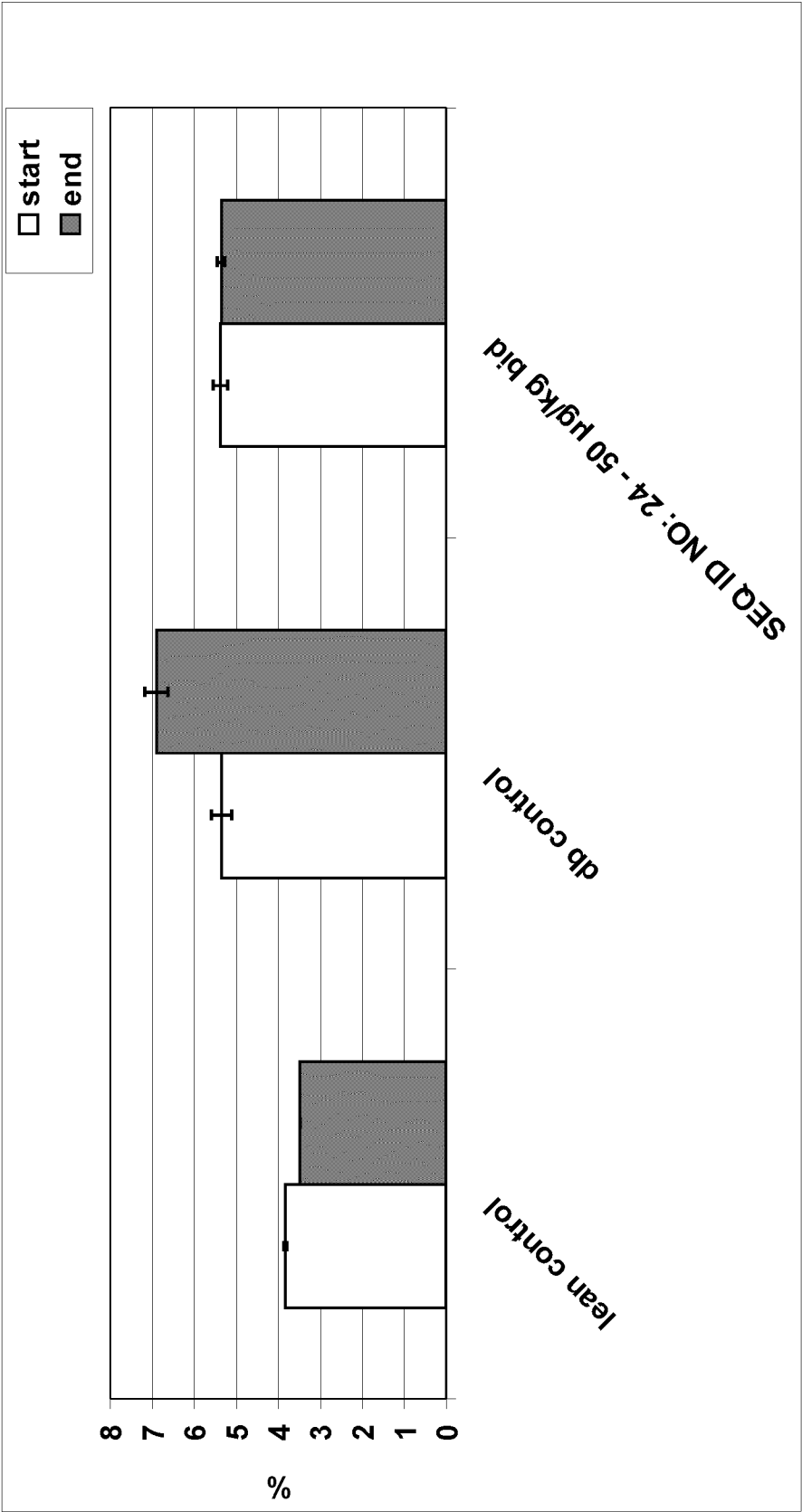


Fig. 12:



eol f-seql . txt
SEQUENCE LISTING

<110> Sanofi

<120> Exendin-4 Derivatives as Dual GLP1/Glucagon Agonists

<130> DE2012/151WOPCT

<150> EP12306232

<151> 2012-10-09

<150> EP13305222

<151> 2013-02-27

<160> 229

<170> PatentIn version 3.5

<210> 1

<211> 39

<212> PRT

<213> Heloderma suspectum

<220>

<221> MOD_RES

<222> (39)..(39)

<223> Ser is modified with an NH2 group

<400> 1

His Gly Glu Gly Thr Phe Thr Ser Asp Leu Ser Lys Gln Met Glu Glu
1 5 10 15

Glu Ala Val Arg Leu Phe Ile Glu Trp Leu Lys Asn Gly Gly Pro Ser
20 25 30

Ser Gly Ala Pro Pro Pro Ser
35

<210> 2

<211> 29

<212> PRT

<213> Homo sapiens

<220>

<221> MOD_RES

<222> (29)..(29)

<223> Arg is modified with an NH2 group

<400> 2

His Ala Glu Gly Thr Phe Thr Ser Asp Val Ser Ser Tyr Leu Glu Gly
1 5 10 15

Gln Ala Ala Lys Glu Ile Ala Trp Leu Val Lys Gly Arg
20 25

<210> 3

<211> 28

<212> PRT

<213> Homo sapiens

<220>
 <221> MOD_RES
 <222> (28)..(28)
 <223> Thr is modified with an OH group

<400> 3

His Ser Gln Gly Thr Phe Thr Ser Asp Tyr Ser Lys Tyr Leu Asp Ser
 1 5 10 15

Arg Arg Ala Gln Asp Val Gln Trp Leu Met Asn Thr
 20 25

<210> 4
 <211> 39
 <212> PRT
 <213> Artificial Sequence

<220>
 <223> Exendin-4-analogue

<220>
 <221> MOD_RES
 <222> (2)..(2)
 <223> Xaa is a D-Ser

<220>
 <221> MOD_RES
 <222> (14)..(14)
 <223> Lys is functionalized at the amino side chain group as
 Lys((S)-4-carboxy-4-hexadecanoyl amino-buteryl)

<220>
 <221> MOD_RES
 <222> (39)..(39)
 <223> Ser is modified with an NH2 group

<400> 4

His Xaa Gln Gly Thr Phe Thr Ser Asp Leu Ser Lys Gln Lys Glu Ser
 1 5 10 15

Arg Arg Ala Gln Asp Phe Ile Glu Trp Leu Lys Ala Gly Gly Pro Ser
 20 25 30

Ser Gly Ala Pro Pro Pro Ser
 35

<210> 5
 <211> 39
 <212> PRT
 <213> Artificial Sequence

<220>
 <223> Exendin-4-analogue

<220>
 <221> MOD_RES
 <222> (2)..(2)

<223> Xaa i s an Aib ami no aci d

<220>

<221> MOD_RES

<222> (14).. (14)

<223> Lys i s functional ized at the ami no side chain group as
Lys(hexadecanoyl)

<220>

<221> MOD_RES

<222> (39).. (39)

<223> Ser i s modi fied wi th an NH2 group

<400> 5

His Xaa Gln Gly Thr Phe Thr Ser Asp Leu Ser Lys Gln Lys Glu Ser
1 5 10 15

Arg Arg Ala Gln Asp Phe Ile Glu Trp Leu Lys Ala Gly Gly Pro Ser
20 25 30

Ser Gly Ala Pro Pro Pro Ser
35

<210> 6

<211> 40

<212> PRT

<213> Arti fici al Sequence

<220>

<223> Exendi n-4-anal ogue

<220>

<221> MOD_RES

<222> (2).. (2)

<223> Xaa i s a D-Ser

<220>

<221> MOD_RES

<222> (14).. (14)

<223> Lys i s functional ized at the ami no side chain group as
Lys((S)-4-carboxy-4-hexadecanoyl ami no-butyryl)

<220>

<221> MOD_RES

<222> (40).. (40)

<223> Lys i s functional ized at the ami no side chain group as
Lys((S)-4-carboxy-4-hexadecanoyl ami no-butyryl)

<220>

<221> MOD_RES

<222> (40).. (40)

<223> Lys i s modi fied wi th an NH2 group

<400> 6

His Xaa Gln Gly Thr Phe Thr Ser Asp Leu Ser Lys Gln Lys Glu Ser
1 5 10 15

Arg Arg Ala Gln Leu Phe Ile Glu Trp Leu Lys Ala Gly Gly Pro Ser
20 25 30

Ser Gly Ala Pro Pro Pro Ser Lys
35 40

<210> 7
<211> 39
<212> PRT
<213> Arti fi ci al Sequence

<220>
<223> Exendi n-4-anal ogue

<220>
<221> MOD_RES
<222> (2).. (2)
<223> Xaa is a D-Ser

<220>
<221> MOD_RES
<222> (14).. (14)
<223> Lys is functionalised at the amino side chain group as
Lys(4-hexadecanoyl ami no-butyryl)

<220>
<221> MOD_RES
<222> (39).. (39)
<223> Ser is modi fied wi th an NH2 group

<400> 7

Hi s Xaa Gl n Gly Thr Phe Thr Ser Asp Leu Ser Lys Gl n Lys Gl u Ser
1 5 10 15

Lys Ala Ala Gl n Asp Phe Ile Gl u Trp Leu Lys Ala Gly Gly Pro Ser
20 25 30

Ser Gly Ala Pro Pro Pro Ser
35

<210> 8
<211> 39
<212> PRT
<213> Arti fi ci al Sequence

<220>
<223> Exendi n-4-anal ogue

<220>
<221> MOD_RES
<222> (2).. (2)
<223> Xaa is a D-Ser

<220>
<221> MOD_RES
<222> (14).. (14)
<223> Lys is functionalized at the amino side chain group as
Lys((S)-4-carboxy-4-octadecanoyl ami no-butyryl)

<220>
<221> MOD_RES
<222> (39).. (39)
<223> Ser is modi fied wi th an NH2 group

<400> 8

His Xaa Gln Gly Thr Phe Thr Ser Asp Leu Ser Lys Gln Lys Asp Ser
1 5 10 15

Arg Arg Ala Gln Asp Phe Ile Glu Trp Leu Lys Asn Gly Gly Pro Ser
20 25 30

Ser Gly Ala Pro Pro Pro Ser
35

<210> 9

<211> 39

<212> PRT

<213> Artificial Sequence

<220>

<223> Exendin-4-analogue

<220>

<221> MOD_RES

<222> (2)..(2)

<223> Xaa is a D-Ser

<220>

<221> MOD_RES

<222> (14)..(14)

<223> Lys is functionalized at the amino side chain group as
Lys((S)-4-carboxy-4(4-dodecyl oxy-benzoyl amino)-butyryl)

<220>

<221> MOD_RES

<222> (39)..(39)

<223> Ser is modified with an NH2 group

<400> 9

His Xaa Gln Gly Thr Phe Thr Ser Asp Leu Ser Lys Gln Lys Glu Ser
1 5 10 15

Arg Ala Ala Gln Asp Phe Ile Glu Trp Leu Lys Ala Gly Gly Pro Ser
20 25 30

Ser Gly Ala Pro Pro Pro Ser
35

<210> 10

<211> 39

<212> PRT

<213> Artificial Sequence

<220>

<223> Exendin-4-analogue

<220>

<221> MOD_RES

<222> (2)..(2)

<223> Xaa is a D-Ser

<220>

eof-seql.txt

<221> MOD_RES
<222> (14)..(14)
<223> Lys is functionalized at the amino side chain group as
Lys((S)-4-carboxy-4-hexadecanoyl amino-buteryl)

<220>
<221> MOD_RES
<222> (39)..(39)
<223> Ser is modified with an NH-n-propyl group

<400> 10

His Xaa Gln Gly Thr Phe Thr Ser Asp Leu Ser Lys Gln Lys Asp Ser
1 5 10 15

Arg Arg Ala Gln Asp Phe Ile Glu Trp Leu Lys Asn Gly Gly Pro Ser
20 25 30

Ser Gly Ala Pro Pro Pro Ser
35

<210> 11
<211> 39
<212> PRT
<213> Artificial Sequence

<220>
<223> Exendin-4-analogue

<220>
<221> MOD_RES
<222> (2)..(2)
<223> Xaa is a D-Ser

<220>
<221> MOD_RES
<222> (14)..(14)
<223> Lys is functionalized at the amino side chain group as
Lys((S)-4-carboxy-4-octadecanoyl amino-buteryl)

<220>
<221> MOD_RES
<222> (17)..(17)
<223> Xaa is an Aib amino acid

<220>
<221> MOD_RES
<222> (39)..(39)
<223> Ser is modified with an NH₂ group

<400> 11

His Xaa Gln Gly Thr Phe Thr Ser Asp Leu Ser Lys Gln Lys Glu Ser
1 5 10 15

Xaa Ala Ala Gln Asp Phe Ile Glu Trp Leu Lys Ala Gly Gly Pro Ser
20 25 30

Ser Gly Ala Pro Pro Pro Ser
35

<210> 12
 <211> 39
 <212> PRT
 <213> Arti fi ci al Sequence

<220>
 <223> Exendi n-4-anal ogue

<220>
 <221> MOD_RES
 <222> (2).. (2)
 <223> Xaa i s a D-Ser

<220>
 <221> MOD_RES
 <222> (14).. (14)
 <223> Lys i s functionalized at the amino side chain group as
 Lys((S)-4-carboxy-4-hexadecanoyl ami no-buteryl)

<220>
 <221> MOD_RES
 <222> (17).. (17)
 <223> Xaa i s an Ai b ami no aci d

<220>
 <221> MOD_RES
 <222> (20).. (20)
 <223> Xaa i s an Ai b ami no aci d

<220>
 <221> MOD_RES
 <222> (39).. (39)
 <223> Ser i s modi fied wi th an NH2 group

<400> 12

Hi s Xaa Gl n Gly Thr Phe Thr Ser Asp Leu Ser Lys Gl n Lys Gl u Ser
 1 5 10 15

Xaa Al a Al a Xaa Leu Phe Ile Gl u Trp Leu Lys Al a Gly Gly Pro Ser
 20 25 30

Ser Gly Al a Pro Pro Pro Ser
 35

<210> 13
 <211> 39
 <212> PRT
 <213> Arti fi ci al Sequence

<220>
 <223> Exendi n-4-anal ogue

<220>
 <221> MOD_RES
 <222> (2).. (2)
 <223> Xaa i s an Ai b ami no aci d

<220>
 <221> MOD_RES
 <222> (14).. (14)
 <223> Lys i s functionalized at the amino side chain group as
 Lys((S)-4-carboxy-4-hexadecanoyl ami no-buteryl)

<220>
 <221> MOD_RES
 <222> (17)..(17)
 <223> Xaa is an Aib amino acid

<220>
 <221> MOD_RES
 <222> (39)..(39)
 <223> Ser is modified with an NH2 group

<400> 13

His Xaa Gln Gly Thr Phe Thr Ser Asp Leu Ser Lys Gln Lys Glu Ser
 1 5 10 15

Xaa Ala Ala Gln Asp Phe Ile Glu Trp Leu Lys Ala Gly Gly Pro Ser
 20 25 30

Ser Gly Ala Pro Pro Pro Ser
 35

<210> 14
 <211> 39
 <212> PRT
 <213> Artificial Sequence

<220>
 <223> Exendin-4-analogue

<220>
 <221> MOD_RES
 <222> (2)..(2)
 <223> Xaa is a D-Ser

<220>
 <221> MOD_RES
 <222> (14)..(14)
 <223> Lys is functionalized at the amino side chain group as
 Lys((S)-4-carboxy-4-hexadecanoyl amino-buteryl)

<220>
 <221> MOD_RES
 <222> (17)..(17)
 <223> Xaa is an Aib amino acid

<220>
 <221> MOD_RES
 <222> (39)..(39)
 <223> Ser is modified with an NH2 group

<400> 14

His Xaa Gln Gly Thr Phe Thr Ser Asp Leu Ser Lys Gln Lys Glu Ser
 1 5 10 15

Xaa Ala Ala Gln Asp Phe Ile Glu Trp Leu Lys Ala Gly Gly Pro Ser
 20 25 30

Ser Gly Ala Pro Pro Pro Ser
 35

<210> 15
 <211> 39
 <212> PRT
 <213> Artificial Sequence

<220>
 <223> Exendin-4-analogue

<220>
 <221> MOD_RES
 <222> (2)..(2)
 <223> Xaa is a D-Ser

<220>
 <221> MOD_RES
 <222> (14)..(14)
 <223> Lys is functionalized at the amino side chain group as
 Lys((S)-4-carboxy-4-hexadecanoyl amino-buteryl)

<220>
 <221> MOD_RES
 <222> (17)..(17)
 <223> Xaa is an Aib amino acid

<220>
 <221> MOD_RES
 <222> (39)..(39)
 <223> Ser is modified with an NH₂ group

<400> 15

His Xaa Gln Gly Thr Phe Thr Ser Asp Leu Ser Lys Gln Lys Glu Ser
 1 5 10 15

Xaa Ala Ala Gln Leu Phe Ile Glu Trp Leu Lys Ala Gly Gly Pro Ser
 20 25 30

Ser Gly Ala Pro Pro Pro Ser
 35

<210> 16
 <211> 39
 <212> PRT
 <213> Artificial Sequence

<220>
 <223> Exendin-4-analogue

<220>
 <221> MOD_RES
 <222> (2)..(2)
 <223> Xaa is a D-Ser

<220>
 <221> MOD_RES
 <222> (14)..(14)
 <223> Lys is functionalized at the amino side chain group as
 Lys((S)-4-carboxy-4-hexadecanoyl amino-buteryl)

<220>
 <221> MOD_RES
 <222> (39)..(39)

<223> Ser is modified with an NH₂ group

<400> 16

His Xaa Gln Gly Thr Phe Thr Ser Asp Leu Ser Lys Gln Lys Glu Glu
1 5 10 15

Glu Ala Ala Gln Asp Phe Ile Glu Trp Leu Lys Ala Gly Gly Pro Ser
20 25 30

Ser Gly Ala Pro Pro Pro Ser
35

<210> 17

<211> 39

<212> PRT

<213> Artificial Sequence

<220>

<223> Exendin-4-analogue

<220>

<221> MOD_RES

<222> (2)..(2)

<223> Xaa is a D-Ser

<220>

<221> MOD_RES

<222> (14)..(14)

<223> Lys is functionalized at the amino side chain group as
Lys((S)-4-carboxy-4-hexadecanoyl amino-buteryl)

<220>

<221> MOD_RES

<222> (39)..(39)

<223> Ser is modified with an NH₂ group

<400> 17

His Xaa Gln Gly Thr Phe Thr Ser Asp Leu Ser Lys Gln Lys Glu Glu
1 5 10 15

Glu Ala Ala Lys Asp Phe Ile Glu Trp Leu Lys Ala Gly Gly Pro Ser
20 25 30

Ser Gly Ala Pro Pro Pro Ser
35

<210> 18

<211> 39

<212> PRT

<213> Artificial Sequence

<220>

<223> Exendin-4-analogue

<220>

<221> MOD_RES

<222> (2)..(2)

<223> Xaa is a D-Ser

```

<220>
<221> MOD_RES
<222> (14)..(14)
<223> Lys is functionalized at the amino side chain group as
Lys((S)-4-carboxy-4-hexadecanoyl amino-butyryl)

<220>
<221> MOD_RES
<222> (20)..(20)
<223> Xaa is an Aib amino acid

<220>
<221> MOD_RES
<222> (39)..(39)
<223> Ser is modified with an NH2 group

<400> 18

His Xaa Gln Gly Thr Phe Thr Ser Asp Leu Ser Lys Gln Lys Glu Glu
1          5          10          15

Glu Ala Ala Xaa Asp Phe Ile Glu Trp Leu Lys Ala Gly Gly Pro Ser
          20          25          30

Ser Gly Ala Pro Pro Pro Ser
          35

<210> 19
<211> 39
<212> PRT
<213> Artificial Sequence

<220>
<223> Exendin-4-analogue

<220>
<221> MOD_RES
<222> (2)..(2)
<223> Xaa is a D-Ser

<220>
<221> MOD_RES
<222> (14)..(14)
<223> Lys is functionalized at the amino side chain group as
Lys((S)-4-carboxy-4-hexadecanoyl amino-butyryl)

<220>
<221> MOD_RES
<222> (39)..(39)
<223> Ser is modified with an NH2 group

<400> 19

His Xaa Gln Gly Thr Phe Thr Ser Asp Leu Ser Lys Gln Lys Glu Glu
1          5          10          15

Glu Ala Ala Lys Leu Phe Ile Glu Trp Leu Lys Ala Gly Gly Pro Ser
          20          25          30

Ser Gly Ala Pro Pro Pro Ser
          35

```

<210> 20
 <211> 39
 <212> PRT
 <213> Arti fi ci al Sequence

<220>
 <223> Exendi n-4-anal ogue

<220>
 <221> MOD_RES
 <222> (2).. (2)
 <223> Xaa i s a D-Ser

<220>
 <221> MOD_RES
 <222> (14).. (14)
 <223> Lys i s functionalized at the ami no side chain group as
 Lys((S)-4-carboxy-4-hexadecanoyl ami no-buteryl)

<220>
 <221> MOD_RES
 <222> (39).. (39)
 <223> Ser i s modi fied wi th an NH2 group

<400> 20

Hi s Xaa Gl n Gly Thr Phe Thr Ser Asp Leu Ser Lys Gl n Lys Gl u Ser
 1 5 10 15

Gl u Ala Ala Gl n Asp Phe Ile Gl u Trp Leu Lys Ala Gly Gly Pro Ser
 20 25 30

Ser Gly Ala Pro Pro Pro Ser
 35

<210> 21
 <211> 39
 <212> PRT
 <213> Arti fi ci al Sequence

<220>
 <223> Exendi n-4-anal ogue

<220>
 <221> MOD_RES
 <222> (2).. (2)
 <223> Xaa i s a D-Ser

<220>
 <221> MOD_RES
 <222> (14).. (14)
 <223> Lys i s functionalized at the ami no side chain group as
 Lys((S)-4-carboxy-4-hexadecanoyl ami no-buteryl)

<220>
 <221> MOD_RES
 <222> (39).. (39)
 <223> Ser i s modi fied wi th an NH2 group

<400> 21

His Xaa Gln Gly Thr Phe Thr Ser Asp Leu Ser Lys Gln Lys Glu Ser
 1 5 10 15

Glu Ala Ala Gln Leu Phe Ile Glu Trp Leu Lys Ala Gly Gly Pro Ser
 20 25 30

Ser Gly Ala Pro Pro Pro Ser
 35

<210> 22
 <211> 39
 <212> PRT
 <213> Arti fi ci al Sequence

<220>
 <223> Exendi n-4-anal ogue

<220>
 <221> MOD_RES
 <222> (2).. (2)
 <223> Xaa i s a D-Ser

<220>
 <221> MOD_RES
 <222> (14).. (14)
 <223> Lys i s functionalized at the ami no side chain group as
 Lys((S)-4-carboxy-4-hexadecanoyl ami no-buteryl)

<220>
 <221> MOD_RES
 <222> (39).. (39)
 <223> Ser i s modi fied wi th an NH2 group

<400> 22

His Xaa Gln Gly Thr Phe Thr Ser Asp Leu Ser Lys Gln Lys Asp Glu
 1 5 10 15

Lys Ala Ala Gln Asp Phe Ile Glu Trp Leu Lys Ala Gly Gly Pro Ser
 20 25 30

Ser Gly Ala Pro Pro Pro Ser
 35

<210> 23
 <211> 39
 <212> PRT
 <213> Arti fi ci al Sequence

<220>
 <223> Exendi n-4-anal ogue

<220>
 <221> MOD_RES
 <222> (2).. (2)
 <223> Xaa i s a D-Ser

<220>
 <221> MOD_RES
 <222> (14).. (14)

<223> Lys is functionalized at the amino side chain group as
Lys((S)-4-carboxy-4-hexadecanoyl amino-buteryl)

<220>

<221> MOD_RES

<222> (39)..(39)

<223> Ser is modified with an NH₂ group

<400> 23

His Xaa Gln Gly Thr Phe Thr Ser Asp Leu Ser Lys Gln Lys Glu Glu
1 5 10 15

Lys Lys Ala Lys Leu Phe Ile Glu Trp Leu Lys Ala Gly Gly Pro Ser
20 25 30

Ser Gly Ala Pro Pro Pro Ser
35

<210> 24

<211> 39

<212> PRT

<213> Artificial Sequence

<220>

<223> Exendin-4-analogue

<220>

<221> MOD_RES

<222> (2)..(2)

<223> Xaa is a D-Ser

<220>

<221> MOD_RES

<222> (14)..(14)

<223> Lys is functionalized at the amino side chain group as
Lys((S)-4-carboxy-4-hexadecanoyl amino-buteryl)

<220>

<221> MOD_RES

<222> (39)..(39)

<223> Ser is modified with an NH₂ group

<400> 24

His Xaa Gln Gly Thr Phe Thr Ser Asp Leu Ser Lys Gln Lys Glu Ser
1 5 10 15

Lys Ala Ala Gln Asp Phe Ile Glu Trp Leu Lys Ala Gly Gly Pro Ser
20 25 30

Ser Gly Ala Pro Pro Pro Ser
35

<210> 25

<211> 39

<212> PRT

<213> Artificial Sequence

<220>

<223> Exendin-4-analogue

<220>
 <221> MOD_RES
 <222> (2).. (2)
 <223> Xaa i s an Ai b ami no aci d

<220>
 <221> MOD_RES
 <222> (14).. (14)
 <223> Lys i s func tional ized at the ami no side chain group as
 Lys((S)-4-carboxy-4-hexadecanoyl ami no-buteryl)

<220>
 <221> MOD_RES
 <222> (39).. (39)
 <223> Ser i s modi fied wi th an NH2 group

<400> 25

Hi s Xaa Gl n Gly Thr Phe Thr Ser Asp Leu Ser Lys Gl n Lys Gl u Ser
 1 5 10 15

Lys Ala Ala Gl n Asp Phe Ile Gl u Trp Leu Lys Ala Gly Gly Pro Ser
 20 25 30

Ser Gly Ala Pro Pro Pro Ser
 35

<210> 26
 <211> 39
 <212> PRT
 <213> Arti fici al Sequence

<220>
 <223> Exendi n-4-anal ogue

<220>
 <221> MOD_RES
 <222> (2).. (2)
 <223> Xaa i s a D-Ser

<220>
 <221> MOD_RES
 <222> (14).. (14)
 <223> Lys i s func tional ized at the ami no side chain group as
 Lys((S)-4-carboxy-4-octadecanoyl ami no-buteryl)

<220>
 <221> MOD_RES
 <222> (39).. (39)
 <223> Ser i s modi fied wi th an NH2 group

<400> 26

Hi s Xaa Gl n Gly Thr Phe Thr Ser Asp Leu Ser Lys Gl n Lys Gl u Ser
 1 5 10 15

Lys Ala Ala Gl n Asp Phe Ile Gl u Trp Leu Lys Ala Gly Gly Pro Ser
 20 25 30

Ser Gly Ala Pro Pro Pro Ser

35

<210> 27
 <211> 39
 <212> PRT
 <213> Arti fi ci al Sequence

<220>
 <223> Exendi n-4-anal ogue

<220>
 <221> MOD_RES
 <222> (2).. (2)
 <223> Xaa i s a D-Ser

<220>
 <221> MOD_RES
 <222> (14).. (14)
 <223> Lys i s functional ized at the ami no acid side chain group as
 Lys((S)-4-carboxy-4-octadecanoyl ami no-buteryl)

<220>
 <221> MOD_RES
 <222> (39).. (39)
 <223> Ser i s modi fied wi th an NH2 group

<400> 27

Hi s Xaa Gl n Gly Thr Phe Thr Ser Asp Leu Ser Lys Gl n Lys Gl u Ser
 1 5 10 15

Lys Ala Ala Gl n Leu Phe Ile Gl u Trp Leu Lys Ala Gly Gly Pro Ser
 20 25 30

Ser Gly Ala Pro Pro Pro Ser
 35

<210> 28
 <211> 39
 <212> PRT
 <213> Arti fi ci al Sequence

<220>
 <223> Exendi n-4-anal ogue

<220>
 <221> MOD_RES
 <222> (2).. (2)
 <223> Xaa i s a D-Ser

<220>
 <221> MOD_RES
 <222> (14).. (14)
 <223> Lys i s functional ized at the ami no side chain group as
 Lys((S)-4-carboxy-4-hexadecanoyl ami no-buteryl)

<220>
 <221> MOD_RES
 <222> (39).. (39)
 <223> Ser i s modi fied wi th an NH2 group

<400> 28

eof-seql.txt

His Xaa Gln Gly Thr Phe Thr Ser Asp Leu Ser Lys Gln Lys Glu Ser
1 5 10 15

Lys Ala Ala Gln Glu Phe Ile Glu Trp Leu Lys Ala Gly Gly Pro Ser
20 25 30

Ser Gly Ala Pro Pro Pro Ser
35

<210> 29
<211> 39
<212> PRT
<213> Artificial Sequence

<220>
<223> Exendin-4-analogue

<220>
<221> MOD_RES
<222> (2)..(2)
<223> Xaa is a D-Ser

<220>
<221> MOD_RES
<222> (14)..(14)
<223> Lys is functionalized at the amino side chain group as
Lys((S)-4-carboxy-4-hexadecanoyl amino-buteryl)

<220>
<221> MOD_RES
<222> (39)..(39)
<223> Ser is modified with an NH2 group

<400> 29

His Xaa Gln Gly Thr Phe Thr Ser Asp Leu Ser Lys Gln Lys Glu Ser
1 5 10 15

Lys Ala Ala Gln Leu Phe Ile Glu Trp Leu Lys Ala Gly Gly Pro Ser
20 25 30

Ser Gly Ala Pro Pro Pro Ser
35

<210> 30
<211> 39
<212> PRT
<213> Artificial Sequence

<220>
<223> Exendin-4-analogue

<220>
<221> MOD_RES
<222> (2)..(2)
<223> Xaa is a D-Ser

<220>
<221> MOD_RES

<222> (14)..(14)

<223> Lys is functionalized at the amino side chain group as
Lys((S)-4-carboxy-4-hexadecanoyl amino-buteryl)

<220>

<221> MOD_RES

<222> (39)..(39)

<223> Ser is modified with an NH2 group

<400> 30

His Xaa Gln Gly Thr Phe Thr Ser Asp Leu Ser Lys Gln Lys Asp Ser
1 5 10 15

Lys Ala Ala Gln Asp Phe Ile Glu Trp Leu Lys Ala Gly Gly Pro Ser
20 25 30

Ser Gly Ala Pro Pro Pro Ser
35

<210> 31

<211> 39

<212> PRT

<213> Artificial Sequence

<220>

<223> Exendin-4-analogue

<220>

<221> MOD_RES

<222> (2)..(2)

<223> Xaa is an Aib amino acid

<220>

<221> MOD_RES

<222> (14)..(14)

<223> Lys is functionalized at the amino side chain group as
Lys((S)-4-carboxy-4-hexadecanoyl amino-buteryl)

<220>

<221> MOD_RES

<222> (39)..(39)

<223> Ser is modified with an NH2 group

<400> 31

His Xaa Gln Gly Thr Phe Thr Ser Asp Leu Ser Lys Gln Lys Asp Ser
1 5 10 15

Lys Ala Ala Gln Asp Phe Ile Glu Trp Leu Lys Ala Gly Gly Pro Ser
20 25 30

Ser Gly Ala Pro Pro Pro Ser
35

<210> 32

<211> 39

<212> PRT

<213> Artificial Sequence

<220>

<223> Exendi n-4-anal ogue

<220>

<221> MOD_RES

<222> (2).. (2)

<223> Xaa i s a D-Ser

<220>

<221> MOD_RES

<222> (14).. (14)

<223> Lys i s functi onal i zed at the ami no si de chai n group as
Lys(hexadecanoyl)

<220>

<221> MOD_RES

<222> (39).. (39)

<223> Ser i s modi fi ed wi th an NH2 group

<400> 32

Hi s Xaa Gl n Gl y Thr Phe Thr Ser Asp Leu Ser Lys Gl n Lys Gl u Ser
1 5 10 15

Lys Ala Ala Gl n Asp Phe Ile Gl u Trp Leu Lys Ala Gl y Gl y Pro Ser
20 25 30

Ser Gl y Ala Pro Pro Pro Ser
35

<210> 33

<211> 39

<212> PRT

<213> Arti fi ci al Sequence

<220>

<223> Exendi n-4-anal ogue

<220>

<221> MOD_RES

<222> (2).. (2)

<223> Xaa i s an Ai b ami no aci d

<220>

<221> MOD_RES

<222> (14).. (14)

<223> Lys i s functi onal i zed at the ami no si de chai n group as
Lys(hexadecanoyl)

<220>

<221> MOD_RES

<222> (39).. (39)

<223> Ser i s modi fi ed wi th an NH2 group

<400> 33

Hi s Xaa Gl n Gl y Thr Phe Thr Ser Asp Leu Ser Lys Gl n Lys Gl u Ser
1 5 10 15

Lys Ala Ala Gl n Asp Phe Ile Gl u Trp Leu Lys Ala Gl y Gl y Pro Ser
20 25 30

Ser Gly Ala Pro Pro Pro Ser
35

<210> 34
<211> 39
<212> PRT
<213> Arti fi ci al Sequence

<220>
<223> Exendi n-4-anal oque

<220>
<221> MOD_RES
<222> (2).. (2)
<223> Xaa i s a D-Ser

<220>
<221> MOD_RES
<222> (14).. (14)
<223> Lys i s functionalized at the amino side chain group as
Lys((S)-4-carboxy-4-hexadecanoyl ami no-buteryl)

<220>
<221> MOD_RES
<222> (39).. (39)
<223> Ser i s modi fied wi th an NH2 group

<400> 34

Hi s Xaa Gl n Gly Thr Phe Thr Ser Asp Leu Ser Lys Gl n Lys Asp Gl u
1 5 10 15

Gl n Ala Ala Gl n Asp Phe Ile Gl u Trp Leu Lys Ala Gly Gly Pro Ser
20 25 30

Ser Gly Ala Pro Pro Pro Ser
35

<210> 35
<211> 39
<212> PRT
<213> Arti fi ci al Sequence

<220>
<223> Exendi n-4-anal oque

<220>
<221> MOD_RES
<222> (2).. (2)
<223> Xaa i s a D-Ser

<220>
<221> MOD_RES
<222> (14).. (14)
<223> Lys i s functionalized at the amino side chain group as
Lys((S)-4-carboxy-4-hexadecanoyl ami no-buteryl)

<220>
<221> MOD_RES
<222> (39).. (39)
<223> Ser i s modi fied wi th an NH2 group

<400> 35

His Xaa Gln Gly Thr Phe Thr Ser Asp Leu Ser Lys Gln Lys Glu Ser
1 5 10 15

Gln Ala Ala Gln Asp Phe Ile Glu Trp Leu Lys Ala Gly Gly Pro Ser
20 25 30

Ser Gly Ala Pro Pro Pro Ser
35

<210> 36

<211> 39

<212> PRT

<213> Artificial Sequence

<220>

<223> Exendin-4-analogue

<220>

<221> MOD_RES

<222> (2)..(2)

<223> Xaa is an Aib amino acid

<220>

<221> MOD_RES

<222> (14)..(14)

<223> Lys is functionalized at the amino side chain group as
Lys((S)-4-carboxy-4-hexadecanoyl amino-buteryl)

<220>

<221> MOD_RES

<222> (39)..(39)

<223> Ser is modified with an NH2 group

<400> 36

His Xaa Gln Gly Thr Phe Thr Ser Asp Leu Ser Lys Gln Lys Glu Ser
1 5 10 15

Gln Ala Ala Gln Asp Phe Ile Glu Trp Leu Lys Ala Gly Gly Pro Ser
20 25 30

Ser Gly Ala Pro Pro Pro Ser
35

<210> 37

<211> 39

<212> PRT

<213> Artificial Sequence

<220>

<223> Exendin-4-analogue

<220>

<221> MOD_RES

<222> (2)..(2)

<223> Xaa is a D-Ser

<220>

```

<221> MOD_RES
<222> (14)..(14)
<223> Lys is functionalized at the amino side chain group as
      Lys((S)-4-carboxy-4-hexadecanoyl amino-buteryl)

<220>
<221> MOD_RES
<222> (39)..(39)
<223> Ser is modified with an NH2 group

<400> 37

His Xaa Gln Gly Thr Phe Thr Ser Asp Leu Ser Lys Gln Lys Glu Ser
 1          5          10          15

Gln Ala Ala Gln Glu Phe Ile Glu Trp Leu Lys Ala Gly Gly Pro Ser
 20          25          30

Ser Gly Ala Pro Pro Pro Ser
 35

<210> 38
<211> 39
<212> PRT
<213> Artificial Sequence

<220>
<223> Exendin-4-analogue

<220>
<221> MOD_RES
<222> (2)..(2)
<223> Xaa is an Aib amino acid

<220>
<221> MOD_RES
<222> (14)..(14)
<223> Lys is functionalized at the amino side chain group as
      Lys((S)-4-carboxy-4-hexadecanoyl amino-buteryl)

<220>
<221> MOD_RES
<222> (39)..(39)
<223> Ser is modified with an NH2 group

<400> 38

His Xaa Gln Gly Thr Phe Thr Ser Asp Leu Ser Lys Gln Lys Glu Ser
 1          5          10          15

Gln Ala Ala Gln Glu Phe Ile Glu Trp Leu Lys Ala Gly Gly Pro Ser
 20          25          30

Ser Gly Ala Pro Pro Pro Ser
 35

<210> 39
<211> 39
<212> PRT
<213> Artificial Sequence

```


<220>
 <223> Exendi n-4-anal ogue

<220>
 <221> MOD_RES
 <222> (2).. (2)
 <223> Xaa i s a D-Ser

<220>
 <221> MOD_RES
 <222> (14).. (14)
 <223> Lys i s functionalized at the amino side chain group as
 Lys((S)4-carboxy-4-hexadecanoyl ami no-buteryl)

<220>
 <221> MOD_RES
 <222> (39).. (39)
 <223> Ser i s modi fied wi th an NH2 group

<400> 39

Hi s Xaa Gln Gly Thr Phe Thr Ser Asp Leu Ser Lys Gln Lys Asp Ser
 1 5 10 15

Gln Ala Ala Gln Asp Phe Ile Glu Trp Leu Lys Ala Gly Gly Pro Ser
 20 25 30

Ser Gly Ala Pro Pro Pro Ser
 35

<210> 40
 <211> 39
 <212> PRT
 <213> Arti fi ci al Sequence

<220>
 <223> Exendi n-4-anal ogue

<220>
 <221> MOD_RES
 <222> (2).. (2)
 <223> Xaa i s a D-Ser

<220>
 <221> MOD_RES
 <222> (14).. (14)
 <223> Lys i s functionalized at the amino side chain group as
 Lys((S)-4-carboxy-4-octadecanoyl ami no-buteryl)

<220>
 <221> MOD_RES
 <222> (39).. (39)
 <223> Ser i s modi fied wi th an NH2 group

<400> 40

Hi s Xaa Gln Gly Thr Phe Thr Ser Asp Leu Ser Lys Gln Lys Glu Ser
 1 5 10 15

Gln Ala Ala Gln Asp Phe Ile Glu Trp Leu Lys Ala Gly Gly Pro Ser
 20 25 30

Ser Gly Ala Pro Pro Pro Ser
35

<210> 41
<211> 39
<212> PRT
<213> Arti fi ci al Sequence

<220>
<223> Exendi n-4-anal ogue

<220>
<221> MOD_RES
<222> (2).. (2)
<223> Xaa i s an Ai b ami no aci d

<220>
<221> MOD_RES
<222> (14).. (14)
<223> Lys i s functional ized at the ami no side chain group as
Lys((S)-4-carboxy-4-octadecanoyl ami no-buteryl)

<220>
<221> MOD_RES
<222> (39).. (39)
<223> Ser i s modi fi ed wi th an NH2 group

<400> 41

Hi s Xaa Gl n Gly Thr Phe Thr Ser Asp Leu Ser Lys Gl n Lys Gl u Ser
1 5 10 15

Gl n Ala Ala Gl n Asp Phe Ile Gl u Trp Leu Lys Ala Gly Gly Pro Ser
20 25 30

Ser Gly Ala Pro Pro Pro Ser
35

<210> 42
<211> 39
<212> PRT
<213> Arti fi ci al Sequence

<220>
<223> Exendi n-4-anal ogue

<220>
<221> MOD_RES
<222> (2).. (2)
<223> Xaa i s a D-Ser

<220>
<221> MOD_RES
<222> (14).. (14)
<223> Lys i s functional ized at the ami no aci d chain group as
Lys(hexadecanoyl)

<220>
<221> MOD_RES
<222> (39).. (39)
<223> Ser i s modi fi ed wi th an NH2 group

eof-seql.txt

<400> 42

His Xaa Gln Gly Thr Phe Thr Ser Asp Leu Ser Lys Gln Lys Glu Ser
1 5 10 15

Gln Ala Ala Gln Asp Phe Ile Glu Trp Leu Lys Ala Gly Gly Pro Ser
20 25 30

Ser Gly Ala Pro Pro Pro Ser
35

<210> 43

<211> 39

<212> PRT

<213> Artificial Sequence

<220>

<223> Exendin-4-analogue

<220>

<221> MOD_RES

<222> (2)..(2)

<223> Xaa is an Aib amino acid

<220>

<221> MOD_RES

<222> (14)..(14)

<223> Lys is functionalized at the amino acid chain group as
Lys(hexadecanoyl)

<220>

<221> MOD_RES

<222> (39)..(39)

<223> Ser is modified with an NH2 group

<400> 43

His Xaa Gln Gly Thr Phe Thr Ser Asp Leu Ser Lys Gln Lys Glu Ser
1 5 10 15

Gln Ala Ala Gln Asp Phe Ile Glu Trp Leu Lys Ala Gly Gly Pro Ser
20 25 30

Ser Gly Ala Pro Pro Pro Ser
35

<210> 44

<211> 39

<212> PRT

<213> Artificial Sequence

<220>

<223> Exendin-4-analogue

<220>

<221> MOD_RES

<222> (2)..(2)

<223> Xaa is a D-Ser

<220>
 <221> MOD_RES
 <222> (14)..(14)
 <223> Lys is functionalized at the amino side chain group as
 Lys((S)-4-carboxy-4-hexadecanoyl amino-butyryl)
 <220>
 <221> MOD_RES
 <222> (39)..(39)
 <223> Ser is modified with an NH2 group
 <400> 44

His Xaa Gln Gly Thr Phe Thr Ser Asp Leu Ser Lys Gln Lys Glu Ser
 1 5 10 15

Arg Ala Ala Gln Asp Phe Ile Glu Trp Leu Lys Ala Gly Gly Pro Ser
 20 25 30

Ser Gly Ala Pro Pro Pro Ser
 35

<210> 45
 <211> 39
 <212> PRT
 <213> Artificial Sequence

<220>
 <223> Exendin-4-analogue

<220>
 <221> MOD_RES
 <222> (2)..(2)
 <223> Xaa is a D-Ser

<220>
 <221> MOD_RES
 <222> (14)..(14)
 <223> Lys is functionalized at the amino side chain group as
 Lys((S)-4-carboxy-4-octadecanoyl amino-butyryl)

<220>
 <221> MOD_RES
 <222> (39)..(39)
 <223> Ser is modified with an NH2 group

<400> 45

His Xaa Gln Gly Thr Phe Thr Ser Asp Leu Ser Lys Gln Lys Glu Ser
 1 5 10 15

Arg Ala Ala Gln Leu Phe Ile Glu Trp Leu Lys Ala Gly Gly Pro Ser
 20 25 30

Ser Gly Ala Pro Pro Pro Ser
 35

<210> 46
 <211> 39
 <212> PRT
 <213> Artificial Sequence

<220>
<223> Exendi n-4-anal oque

<220>
<221> MOD_RES
<222> (2)..(2)
<223> Xaa i s a D-Ser

<220>
<221> MOD_RES
<222> (14)..(14)
<223> Lys i s functionalized at the amino side chain as
Lys((S)-4-carboxy-4-hexadecanoyl ami no-buteryl)

<220>
<221> MOD_RES
<222> (20)..(20)
<223> Xaa i s an Ai b amino aci d

<220>
<221> MOD_RES
<222> (39)..(39)
<223> Ser i s modi fied wi th an NH2 group

<400> 46

Hi s Xaa Gl n Gly Thr Phe Thr Ser Asp Leu Ser Lys Gl n Lys Gl u Ser
1 5 10 15

Arg Al a Al a Xaa Leu Phe Ile Gl u Trp Leu Lys Al a Gly Gly Pro Ser
20 25 30

Ser Gly Al a Pro Pro Pro Ser
35

<210> 47
<211> 39
<212> PRT
<213> Arti fi ci al Sequence

<220>
<223> Exendi n-4-anal oque

<220>
<221> MOD_RES
<222> (2)..(2)
<223> Xaa i s a D-Ser

<220>
<221> MOD_RES
<222> (14)..(14)
<223> Lys i s functionalized at the amino side chain group as Lys
((S)-4-carboxy-4-hexadecanoyl ami no-buteryl)

<220>
<221> MOD_RES
<222> (39)..(39)
<223> Ser i s modi fied wi th an NH2 group

<400> 47

Hi s Xaa Gl n Gly Thr Phe Thr Ser Asp Leu Ser Lys Gl n Lys Gl u Ser

1

5

10

15

Arg Ala Ala Gln Glu Phe Ile Glu Trp Leu Lys Ala Gly Gly Pro Ser
 20 25 30

Ser Gly Ala Pro Pro Pro Ser
 35

<210> 48
 <211> 39
 <212> PRT
 <213> Arti f i c i a l Sequence

<220>
 <223> Exendi n-4-anal ogue

<220>
 <221> MOD_RES
 <222> (2).. (2)
 <223> Xaa i s a D-Ser

<220>
 <221> MOD_RES
 <222> (14).. (14)
 <223> Lys i s functional ized at the ami no side chain group as
 Lys((S)-4-carboxy-4-hexadecanoyl ami no-butyryl)

<220>
 <221> MOD_RES
 <222> (39).. (39)
 <223> Ser i s modi fied wi th an NH2 group

<400> 48

His Xaa Gln Gly Thr Phe Thr Ser Asp Leu Ser Lys Gln Lys Glu Ser
 1 5 10 15

Arg Ala Ala Gln Leu Phe Ile Glu Trp Leu Lys Ala Gly Gly Pro Ser
 20 25 30

Ser Gly Ala Pro Pro Pro Ser
 35

<210> 49
 <211> 39
 <212> PRT
 <213> Arti f i c i a l Sequence

<220>
 <223> Exendi n-4-anal ogue

<220>
 <221> MOD_RES
 <222> (2).. (2)
 <223> Xaa i s a D-Ser

<220>
 <221> MOD_RES
 <222> (14).. (14)
 <223> Lys i s functional ized at the ami no side chain group as

Lys((S)-4-carboxy-4-((S)-4-carboxy-4-hexadecanoyl amino-buteryl amino)-buteryl)

<220>
 <221> MOD_RES
 <222> (39)..(39)
 <223> Ser is modified with an NH2 group

<400> 49

His Xaa Gln Gly Thr Phe Thr Ser Asp Leu Ser Lys Gln Lys Glu Ser
 1 5 10 15

Arg Ala Ala Gln Asp Phe Ile Glu Trp Leu Lys Ala Gly Gly Pro Ser
 20 25 30

Ser Gly Ala Pro Pro Pro Ser
 35

<210> 50
 <211> 39
 <212> PRT
 <213> Artificial Sequence

<220>
 <223> Exendin-4-analogue

<220>
 <221> MOD_RES
 <222> (2)..(2)
 <223> Xaa is a D-Ser

<220>
 <221> MOD_RES
 <222> (14)..(14)
 <223> Lys is functionalized at the amino side chain group as
 Lys(4-hexadecanoyl amino-buteryl)

<220>
 <221> MOD_RES
 <222> (39)..(39)
 <223> Ser is modified with an NH2 group

<400> 50

His Xaa Gln Gly Thr Phe Thr Ser Asp Leu Ser Lys Gln Lys Glu Ser
 1 5 10 15

Arg Ala Ala Gln Asp Phe Ile Glu Trp Leu Lys Ala Gly Gly Pro Ser
 20 25 30

Ser Gly Ala Pro Pro Pro Ser
 35

<210> 51
 <211> 39
 <212> PRT
 <213> Artificial Sequence

<220>
 <223> Exendin-4-analogue

<220>
 <221> MOD_RES
 <222> (2)..(2)
 <223> Xaa is a D-Ser

<220>
 <221> MOD_RES
 <222> (14)..(14)
 <223> Lys is functionalized at the amino side chain group as
 Lys((S)-4-carboxy-4-octadecanoyl amino-buteryl)

<220>
 <221> MOD_RES
 <222> (39)..(39)
 <223> Ser is modified with an NH2 group

<400> 51

His Xaa Gln Gly Thr Phe Thr Ser Asp Leu Ser Lys Gln Lys Glu Ser
 1 5 10 15

Arg Ala Ala Gln Asp Phe Ile Glu Trp Leu Lys Ala Gly Gly Pro Ser
 20 25 30

Ser Gly Ala Pro Pro Pro Ser
 35

<210> 52
 <211> 39
 <212> PRT
 <213> Artificial Sequence

<220>
 <223> Exendin-4-analogue

<220>
 <221> MOD_RES
 <222> (2)..(2)
 <223> Xaa is a D-Ser

<220>
 <221> MOD_RES
 <222> (14)..(14)
 <223> Lys is functionalized at the amino side chain group as
 Lys((S)-4-carboxy-4-((S)-4-carboxy-4-octadecanoyl amino-buteryl amino)-buteryl)

<220>
 <221> MOD_RES
 <222> (39)..(39)
 <223> Ser is modified with an NH2 group

<400> 52

His Xaa Gln Gly Thr Phe Thr Ser Asp Leu Ser Lys Gln Lys Glu Ser
 1 5 10 15

Arg Ala Ala Gln Asp Phe Ile Glu Trp Leu Lys Ala Gly Gly Pro Ser
 20 25 30

Ser Gly Ala Pro Pro Pro Ser
35

<210> 53
<211> 39
<212> PRT
<213> Arti fi ci al Sequence

<220>
<223> Exendi n-4-anal ogue

<220>
<221> MOD_RES
<222> (2).. (2)
<223> Xaa i s a D-Ser

<220>
<221> MOD_RES
<222> (14).. (14)
<223> Lys i s functional ized at the ami no side chain group as
Lys(4-octadecanoyl ami no-butyryl)

<220>
<221> MOD_RES
<222> (39).. (39)
<223> Ser i s modi fied wi th an NH2 group

<400> 53

Hi s Xaa Gl n Gly Thr Phe Thr Ser Asp Leu Ser Lys Gl n Lys Gl u Ser
1 5 10 15

Arg Ala Ala Gl n Asp Phe Ile Gl u Trp Leu Lys Ala Gly Gly Pro Ser
20 25 30

Ser Gly Ala Pro Pro Pro Ser
35

<210> 54
<211> 39
<212> PRT
<213> Arti fi ci al Sequence

<220>
<223> Exendi n-4-anal ogue

<220>
<221> MOD_RES
<222> (2).. (2)
<223> Xaa i s a D-Ser

<220>
<221> MOD_RES
<222> (14).. (14)
<223> Lys i s functional ized at the ami no side chain group as
Lys(3-(3-octadecanoyl ami no-propi onyl ami no)-propi onyl)

<220>
<221> MOD_RES
<222> (39).. (39)
<223> Ser i s modi fied wi th an NH2 group

<400> 54

His Xaa Gln Gly Thr Phe Thr Ser Asp Leu Ser Lys Gln Lys Glu Ser
1 5 10 15

Arg Ala Ala Gln Asp Phe Ile Glu Trp Leu Lys Ala Gly Gly Pro Ser
20 25 30

Ser Gly Ala Pro Pro Pro Ser
35

<210> 55

<211> 39

<212> PRT

<213> Artificial Sequence

<220>

<223> Exendin-4-analogue

<220>

<221> MOD_RES

<222> (2)..(2)

<223> Xaa is a D-Ser

<220>

<221> MOD_RES

<222> (14)..(14)

<223> Lys is functionalized at the amino side chain group as
Lys((S)-4-carboxy-4-((Z)-octadec-9-enoyl amino)-butyryl)

<220>

<221> MOD_RES

<222> (39)..(39)

<223> Ser is modified with an NH2 group

<400> 55

His Xaa Gln Gly Thr Phe Thr Ser Asp Leu Ser Lys Gln Lys Glu Ser
1 5 10 15

Arg Ala Ala Gln Asp Phe Ile Glu Trp Leu Lys Ala Gly Gly Pro Ser
20 25 30

Ser Gly Ala Pro Pro Pro Ser
35

<210> 56

<211> 39

<212> PRT

<213> Artificial Sequence

<220>

<223> Exendin-4-analogue

<220>

<221> MOD_RES

<222> (2)..(2)

<223> Xaa is a D-Ser

<220>

<221> MOD_RES
 <222> (14).. (14)
 <223> Lys is functionalized at the amino side chain group as
 Lys(4-((Z)-octadec-9-enoyl amino)-butyryl)

<220>
 <221> MOD_RES
 <222> (39).. (39)
 <223> Ser is modified with an NH2 group

<400> 56

His Xaa Gln Gly Thr Phe Thr Ser Asp Leu Ser Lys Gln Lys Glu Ser
 1 5 10 15

Arg Ala Ala Gln Asp Phe Ile Glu Trp Leu Lys Ala Gly Gly Pro Ser
 20 25 30

Ser Gly Ala Pro Pro Pro Ser
 35

<210> 57
 <211> 39
 <212> PRT
 <213> Artificial Sequence

<220>
 <223> Exendin-4-analogue

<220>
 <221> MOD_RES
 <222> (2).. (2)
 <223> Xaa is a D-Ser

<220>
 <221> MOD_RES
 <222> (14).. (14)
 <223> Lys is functionalized at the amino side chain group as
 Lys((S)-4-carboxy-4-(3-[(R)-2,5,7,8-tetramethyl-2-((4R,8R)-4,8,12-
 trimethyl-tridecyl)-chroman-6-yl oxycarbonyl]-propionyl amino)-but
 yryl)

<220>
 <221> MOD_RES
 <222> (39).. (39)
 <223> Ser is modified with an NH2 group

<400> 57

His Xaa Gln Gly Thr Phe Thr Ser Asp Leu Ser Lys Gln Lys Glu Ser
 1 5 10 15

Arg Ala Ala Gln Asp Phe Ile Glu Trp Leu Lys Ala Gly Gly Pro Ser
 20 25 30

Ser Gly Ala Pro Pro Pro Ser
 35

<210> 58
 <211> 39
 <212> PRT

<213> Arti fi ci al Sequence

<220>

<223> Exendi n-4-anal ogue

<220>

<221> MOD_RES

<222> (2).. (2)

<223> Xaa i s a D-Ser

<220>

<221> MOD_RES

<222> (14).. (14)

<223> Lys i s functional ized at the ami no side chain group as
Lys(4-(3-[(R)-2, 5, 7, 8-tetramethyl -2-((4R, 8R)-4, 8, 12-trimethyl -tri
decyl) -chroman-6-yl oxycarbonyl] -propi onyl ami no}-butyryl)

<220>

<221> MOD_RES

<222> (39).. (39)

<223> Ser i s modi fied wi th an NH2 group

<400> 58

Hi s Xaa Gl n Gly Thr Phe Thr Ser Asp Leu Ser Lys Gl n Lys Gl u Ser
1 5 10 15

Arg Ala Ala Gl n Asp Phe Ile Gl u Trp Leu Lys Ala Gly Gly Pro Ser
20 25 30

Ser Gly Ala Pro Pro Pro Ser
35

<210> 59

<211> 39

<212> PRT

<213> Arti fi ci al Sequence

<220>

<223> Exendi n-4-anal ogue

<220>

<221> MOD_RES

<222> (2).. (2)

<223> Xaa i s a D-Ser

<220>

<221> MOD_RES

<222> (14).. (14)

<223> Lys i s functional ized at the ami no side chain group as
Lys((S)-4-carboxy-4-heni cosanoyl ami no-butyryl)

<220>

<221> MOD_RES

<222> (39).. (39)

<223> Ser i s modi fied wi th an NH2 group

<400> 59

Hi s Xaa Gl n Gly Thr Phe Thr Ser Asp Leu Ser Lys Gl n Lys Gl u Ser
1 5 10 15

Arg Ala Ala Gln Asp Phe Ile Glu Trp Leu Lys Ala Gly Gly Pro Ser
 20 25 30

Ser Gly Ala Pro Pro Pro Ser
 35

<210> 60
 <211> 39
 <212> PRT
 <213> Arti fi ci al Sequence

<220>
 <223> Exendi n-4-anal ogue

<220>
 <221> MOD_RES
 <222> (2).. (2)
 <223> Xaa i s a D-Ser

<220>
 <221> MOD_RES
 <222> (14).. (14)
 <223> Lys is functionalized at the amino side chain group as
 Lys((S)-4-carboxy-4-docosanoyl ami no-buteryl)

<220>
 <221> MOD_RES
 <222> (39).. (39)
 <223> Ser i s modi fied wi th an NH2 group

<400> 60

His Xaa Gln Gly Thr Phe Thr Ser Asp Leu Ser Lys Gln Lys Glu Ser
 1 5 10 15

Arg Ala Ala Gln Asp Phe Ile Glu Trp Leu Lys Ala Gly Gly Pro Ser
 20 25 30

Ser Gly Ala Pro Pro Pro Ser
 35

<210> 61
 <211> 39
 <212> PRT
 <213> Arti fi ci al Sequence

<220>
 <223> Exendi n-4-anal ogue

<220>
 <221> MOD_RES
 <222> (2).. (2)
 <223> Xaa i s a D-Ser

<220>
 <221> MOD_RES
 <222> (14).. (14)
 <223> Lys is functionalized at the amino acid side chain group as
 Lys((S)-4-carboxy-4-((Z)-nonadec-10-enoyl ami no)-buteryl)

<220>

<221> MOD_RES
 <222> (39)..(39)
 <223> Ser is modified with an NH2 group
 <400> 61
 His Xaa Gln Gly Thr Phe Thr Ser Asp Leu Ser Lys Gln Lys Glu Ser
 1 5 10 15
 Arg Ala Ala Gln Asp Phe Ile Glu Trp Leu Lys Ala Gly Gly Pro Ser
 20 25 30
 Ser Gly Ala Pro Pro Pro Ser
 35

<210> 62
 <211> 39
 <212> PRT
 <213> Artificial Sequence

<220>
 <223> Exendin-4-analogue

<220>
 <221> MOD_RES
 <222> (2)..(2)
 <223> Xaa is a D-Ser

<220>
 <221> MOD_RES
 <222> (14)..(14)
 <223> Lys is functionalized at the amino side chain group as
 Lys((S)-4-carboxy-4-(4-decyl oxy-benzoyl amino)-butyryl)

<220>
 <221> MOD_RES
 <222> (39)..(39)
 <223> Ser is modified with an NH2 group

<400> 62
 His Xaa Gln Gly Thr Phe Thr Ser Asp Leu Ser Lys Gln Lys Glu Ser
 1 5 10 15
 Arg Ala Ala Gln Asp Phe Ile Glu Trp Leu Lys Ala Gly Gly Pro Ser
 20 25 30
 Ser Gly Ala Pro Pro Pro Ser
 35

<210> 63
 <211> 39
 <212> PRT
 <213> Artificial Sequence

<220>
 <223> Exendin-4-analogue

<220>
 <221> MOD_RES

<222> (2)..(2)
 <223> Xaa is a D-Ser

<220>
 <221> MOD_RES
 <222> (14)..(14)
 <223> Lys is functionalized at the amino side chain group as
 Lys((S)-4-carboxy-4-[(4'-octyloxy-biphenyl-4-carbonyl)-amino]-butyryl)

<220>
 <221> MOD_RES
 <222> (39)..(39)
 <223> Ser is modified with an NH₂ group

<400> 63

His Xaa Gln Gly Thr Phe Thr Ser Asp Leu Ser Lys Gln Lys Glu Ser
 1 5 10 15

Arg Ala Ala Gln Asp Phe Ile Glu Trp Leu Lys Ala Gly Gly Pro Ser
 20 25 30

Ser Gly Ala Pro Pro Pro Ser
 35

<210> 64
 <211> 39
 <212> PRT
 <213> Artificial Sequence

<220>
 <223> Exendin-4-analogue

<220>
 <221> MOD_RES
 <222> (2)..(2)
 <223> Xaa is a D-Ser

<220>
 <221> MOD_RES
 <222> (14)..(14)
 <223> Lys is functionalized at the amino side chain group as
 Lys((S)-4-carboxy-4-(12-phenyl-dodecanoylamino)-butyryl)

<220>
 <221> MOD_RES
 <222> (39)..(39)
 <223> Ser is modified with an NH₂ group

<400> 64

His Xaa Gln Gly Thr Phe Thr Ser Asp Leu Ser Lys Gln Lys Glu Ser
 1 5 10 15

Arg Ala Ala Gln Asp Phe Ile Glu Trp Leu Lys Ala Gly Gly Pro Ser
 20 25 30

Ser Gly Ala Pro Pro Pro Ser
 35

eol f-seql . txt

<210>	65
<211>	39
<212>	PRT
<213>	Arti f i c i a l Sequence

<220>
<223> Exendi n-4-anal oque

```
<220>
<221> MOD_RES
<222> (2)..(2)
<223> Xaa is a D-Ser
```

```

<220>
<221> MOD_RES
<222> (14)..(14)
<223> Lys is functionalized at the amino side chain group as
Lys((S)-4-carboxy-4-octadecanoyl amino-buteryl)

```

```
<220>
<221> MOD_RES
<222> (39)..(39)
<223> Ser is modified with an NH2 group
```

<400> 65

His Xaa Gln Gly Thr Phe Thr Ser Asp Leu Ser Lys Gln Lys Glu Ser
1 5 10 15

Arg Ala Ala Gln Asp Phe Ile Glu Trp Leu Lys Ala Gly Gly Pro Ser
20 25 30

Ser Gly Ala Pro Pro Pro Ser
35

<210>	66
<211>	39
<212>	PRT
<213>	Arti f i c i a l Sequence

<220>
<223> Exendi n-4-anal oque

```
<220>
<221> MOD_RES
<222> (2)..(2)
<223> Xaa is a D-Ser
```

```
<220>
<221> MOD_RES
<222> (14)..(14)
<223> Lys is functionalized at the amino side chain group as
Lys(hexadecanoyl)
```

```
<220>
<221> MOD_RES
<222> (39)..(39)
<223> Ser is modified with an NH2 group
```

<400> 66

His Xaa Gln Gly Thr Phe Thr Ser Asp Leu Ser Lys Gln Lys Glu Ser
1 5 10 15

Arg Ala Ala Gln Asp Phe Ile Glu Trp Leu Lys Ala Gly Gly Pro Ser
20 25 30

Ser Gly Ala Pro Pro Pro Ser
35

<210> 67
<211> 39
<212> PRT
<213> Artificial Sequence

<220>
<223> Exendin-4-analogue

<220>
<221> MOD_RES
<222> (2)..(2)
<223> Xaa is a D-Ser

<220>
<221> MOD_RES
<222> (14)..(14)
<223> Lys is functionalized at the amino side chain group as
Lys((S)-4-carboxy-4-hexadecanoyl amino-buteryl)

<220>
<221> MOD_RES
<222> (20)..(20)
<223> Xaa is an Aib amino acid

<220>
<221> MOD_RES
<222> (39)..(39)
<223> Ser is modified with an NH2 group

<400> 67

His Xaa Gln Gly Thr Phe Thr Ser Asp Leu Ser Lys Gln Lys Asp Ser
1 5 10 15

Arg Arg Ala Xaa Asp Phe Ile Glu Trp Leu Lys Ala Gly Gly Pro Ser
20 25 30

Ser Gly Ala Pro Pro Pro Ser
35

<210> 68
<211> 39
<212> PRT
<213> Artificial Sequence

<220>
<223> Exendin-4-analogue

<220>
<221> MOD_RES
<222> (2)..(2)
<223> Xaa is a D-Ser

<220>
 <221> MOD_RES
 <222> (14)..(14)
 <223> Lys is functionalized at the amino side chain group as
 Lys((S)-4-carboxy-4-hexadecanoyl amino-butyryl)
 <220>
 <221> MOD_RES
 <222> (39)..(39)
 <223> Ser is modified with an NH2 group
 <400> 68

His Xaa Gln Gly Thr Phe Thr Ser Asp Leu Ser Lys Gln Lys Glu Ser
 1 5 10 15

Arg Arg Ala Gln Leu Phe Ile Glu Trp Leu Lys Ala Gly Gly Pro Ser
 20 25 30

Ser Gly Ala Pro Pro Pro Ser
 35

<210> 69
 <211> 39
 <212> PRT
 <213> Artificial Sequence

<220>
 <223> Exendin-4-analogue

<220>
 <221> MOD_RES
 <222> (2)..(2)
 <223> Xaa is a D-Ser

<220>
 <221> MOD_RES
 <222> (14)..(14)
 <223> Lys is functionalized at the amino side chain group as
 Lys(hexadecanoyl)

<220>
 <221> MOD_RES
 <222> (39)..(39)
 <223> Ser is modified with an NH2 group

<400> 69

His Xaa Gln Gly Thr Phe Thr Ser Asp Leu Ser Lys Gln Lys Glu Ser
 1 5 10 15

Arg Arg Ala Gln Leu Phe Ile Glu Trp Leu Lys Ala Gly Gly Pro Ser
 20 25 30

Ser Gly Ala Pro Pro Pro Ser
 35

<210> 70
 <211> 39
 <212> PRT
 <213> Artificial Sequence

<220>
<223> Exendin-4-analogue

<220>
<221> MOD_RES
<222> (2)..(2)
<223> Xaa is a D-Ser

<220>
<221> MOD_RES
<222> (14)..(14)
<223> Lys is functionalized at the amino side chain group as
Lys((S)-4-carboxy-4-hexadecanoyl amino-buteryl)

<220>
<221> MOD_RES
<222> (39)..(39)
<223> Ser is modified with an NH2 group

<400> 70

His Xaa Gln Gly Thr Phe Thr Ser Asp Leu Ser Lys Gln Lys Glu Ser
1 5 10 15

Arg Ala Ala Gln Leu Phe Ile Glu Trp Leu Lys Ala Gly Gly Pro Ser
20 25 30

Ser Gly Ala Pro Pro Pro Ser
35

<210> 71
<211> 39
<212> PRT
<213> Artificial Sequence

<220>
<223> Exendin-4-analogue

<220>
<221> MOD_RES
<222> (2)..(2)
<223> Xaa is a D-Ser

<220>
<221> MOD_RES
<222> (14)..(14)
<223> Xaa is an Orn amino acid

<220>
<221> MOD_RES
<222> (14)..(14)
<223> Orn is functionalized at the amino side chain group as
Orn(S)-4-carboxy-4-hexadecanoyl amino-buteryl

<220>
<221> MOD_RES
<222> (39)..(39)
<223> Ser is modified with an NH2 group

<400> 71

His Xaa Gln Gly Thr Phe Thr Ser Asp Leu Ser Lys Gln Xaa Glu Ser
Page 41

1

5

10

15

Arg Arg Ala Gln Asp Phe Ile Glu Trp Leu Lys Ala Gly Gly Pro Ser
 20 25 30

Ser Gly Ala Pro Pro Pro Ser
 35

<210> 72
 <211> 39
 <212> PRT
 <213> Arti f i c i a l Sequence

<220>
 <223> Exendi n-4-anal ogue

<220>
 <221> MOD_RES
 <222> (2).. (2)
 <223> Xaa i s a D-Ser

<220>
 <221> MOD_RES
 <222> (14).. (14)
 <223> Xaa i s an al pha, gamma-di ami nobutyri caci d (Dab) ami no aci d

<220>
 <221> MOD_RES
 <222> (14).. (14)
 <223> Dab i s functi onal ized at the ami no si de chai n group as
 Dab(S)-4-carboxy-4-hexadecanoyl ami no-buteryl

<220>
 <221> MOD_RES
 <222> (39).. (39)
 <223> Ser i s modi fied wi th an NH2 group

<400> 72

Hi s Xaa Gln Gly Thr Phe Thr Ser Asp Leu Ser Lys Gln Xaa Glu Ser
 1 5 10 15

Arg Arg Ala Gln Asp Phe Ile Glu Trp Leu Lys Ala Gly Gly Pro Ser
 20 25 30

Ser Gly Ala Pro Pro Pro Ser
 35

<210> 73
 <211> 39
 <212> PRT
 <213> Arti f i c i a l Sequence

<220>
 <223> Exendi n-4-anal ogue

<220>
 <221> MOD_RES
 <222> (2).. (2)
 <223> Xaa i s a D-Ser

```

<220>
<221> MOD_RES
<222> (14)..(14)
<223> Lys is functionalized at the amino side chain group as
Lys((S)-4-carboxy-4-hexadecanoyl amino-butyryl)

<220>
<221> MOD_RES
<222> (39)..(39)
<223> Ser is modified with an NH2 group

<400> 73
His Xaa His Gly Thr Phe Thr Ser Asp Leu Ser Lys Gln Lys Glu Ser
1 5 10 15

Arg Arg Ala Gln Asp Phe Ile Glu Trp Leu Lys Ala Gly Gly Pro Ser
20 25 30

Ser Gly Ala Pro Pro Pro Ser
35

<210> 74
<211> 39
<212> PRT
<213> Artificial Sequence

<220>
<223> Exendin-4-analogue

<220>
<221> MOD_RES
<222> (2)..(2)
<223> Xaa is a D-Ser

<220>
<221> MOD_RES
<222> (14)..(14)
<223> Lys is functionalized at the amino side chain group as
Lys((S)-4-carboxy-4-hexadecanoyl amino-butyryl)

<220>
<221> MOD_RES
<222> (39)..(39)
<223> Ser is modified with an NH2 group

<400> 74
His Xaa Gln Gly Thr Phe Thr Ser Asp Leu Ser Lys Gln Lys Asp Ser
1 5 10 15

Arg Arg Ala Gln Asp Phe Ile Glu Trp Leu Lys Ala Gly Gly Pro Ser
20 25 30

Ser Gly Ala Pro Pro Pro Ser
35

<210> 75
<211> 39
<212> PRT

```

<213> Arti fi ci al Sequence

<220>

<223> Exendi n-4-anal ogue

<220>

<221> MOD_RES

<222> (2)..(2)

<223> Xaa i s a D-Ser

<220>

<221> MOD_RES

<222> (14)..(14)

<223> Lys i s functi onal i zed at the ami no si de chai n group as
Lys((S)-4-carboxy-4-hexadecanoyl ami no-buteryl)

<220>

<221> MOD_RES

<222> (20)..(20)

<223> Xaa i s an Ai b ami no aci d

<220>

<221> MOD_RES

<222> (39)..(39)

<223> Ser i s modi fi ed wi th an NH2 group

<400> 75

Hi s Xaa Gl n Gly Thr Phe Thr Ser Asp Leu Ser Lys Gl n Lys Gl u Ser
1 5 10 15

Arg Arg Ala Xaa Asp Phe Ile Gl u Trp Leu Lys Ala Gly Gly Pro Ser
20 25 30

Ser Gly Ala Pro Pro Pro Ser
35

<210> 76

<211> 39

<212> PRT

<213> Arti fi ci al Sequence

<220>

<223> Exendi n-4-anal ogue

<220>

<221> MOD_RES

<222> (2)..(2)

<223> Xaa i s a D-Ser

<220>

<221> MOD_RES

<222> (14)..(14)

<223> Lys i s functi onal i zed at the ami no si de chai n group as
Lys(hexadecanoyl)

<220>

<221> MOD_RES

<222> (20)..(20)

<223> Xaa i s an Ai b ami no aci d

<220>

<221> MOD_RES

<222> (39).. (39)

<223> Ser is modified with an NH2 group

<400> 76

His Xaa Gln Gly Thr Phe Thr Ser Asp Leu Ser Lys Gln Lys Glu Ser
 1 5 10 15

Arg Arg Ala Xaa Asp Phe Ile Glu Trp Leu Lys Ala Gly Gly Pro Ser
 20 25 30

Ser Gly Ala Pro Pro Pro Ser
 35

<210> 77

<211> 39

<212> PRT

<213> Artificial Sequence

<220>

<223> Exendin-4-analogue

<220>

<221> MOD_RES

<222> (2).. (2)

<223> Xaa is an Aib amino acid

<220>

<221> MOD_RES

<222> (14).. (14)

<223> Lys is functionalized at the amino side chain group as
 Lys((S)-4-carboxy-4-hexadecanoyl amino-buteryl)

<220>

<221> MOD_RES

<222> (39).. (39)

<223> Ser is modified with an NH2 group

<400> 77

His Xaa Gln Gly Thr Phe Thr Ser Asp Leu Ser Lys Gln Lys Glu Ser
 1 5 10 15

Arg Arg Ala Gln Asp Phe Ile Glu Trp Leu Lys Ala Gly Gly Pro Ser
 20 25 30

Ser Gly Ala Pro Pro Pro Ser
 35

<210> 78

<211> 39

<212> PRT

<213> Artificial Sequence

<220>

<223> Exendin-4-analogue

<220>

<221> MOD_RES

<222> (2).. (2)

<223> Xaa i s a D-Ser

<220>

<221> MOD_RES

<222> (14).. (14)

<223> Lys i s functionalized at the amino side chain group as
Lys((S)-4-carboxy-4-hexadecanoyl ami no-buteryl)

<220>

<221> MOD_RES

<222> (28).. (28)

<223> Xaa i s an Ai b ami no aci d

<220>

<221> MOD_RES

<222> (39).. (39)

<223> Ser i s modi fied wi th an NH2 group

<400> 78

Hi s Xaa Gl n Gly Thr Phe Thr Ser Asp Leu Ser Lys Gl n Lys Asp Ser
1 5 10 15

Arg Arg Ala Gl n Asp Phe Ile Gl u Trp Leu Lys Xaa Gly Gly Pro Ser
20 25 30

Ser Gly Ala Pro Pro Pro Ser
35

<210> 79

<211> 39

<212> PRT

<213> Arti ficial Sequence

<220>

<223> Exendi n-4-anal ogue

<220>

<221> MOD_RES

<222> (2).. (2)

<223> Xaa i s a D-Ser

<220>

<221> MOD_RES

<222> (14).. (14)

<223> Lys i s functionalized at the amino side chain group as
Lys((S)-4-carboxy-4-hexadecanoyl ami no-buteryl)

<220>

<221> MOD_RES

<222> (28).. (28)

<223> Xaa i s an Ai b ami no aci d

<220>

<221> MOD_RES

<222> (39).. (39)

<223> Ser i s modi fied wi th an NH2 group

<400> 79

Hi s Xaa Gl n Gly Thr Phe Thr Ser Asp Leu Ser Lys Gl n Lys Gl u Ser
1 5 10 15

Arg Arg Ala Gln Asp Phe Ile Glu Trp Leu Lys Xaa Gly Gly Pro Ser
 20 25 30

Ser Gly Ala Pro Pro Pro Ser
 35

<210> 80
 <211> 39
 <212> PRT
 <213> Arti f i c i a l Sequence

<220>
 <223> Exendi n-4-anal oque

<220>
 <221> MOD_RES
 <222> (2).. (2)
 <223> Xaa i s a D-Ser

<220>
 <221> MOD_RES
 <222> (14).. (14)
 <223> Lys i s functi onal i zed at the ami no si de chai n group as
 Lys((S)-4-carboxy-4-hexadecanoyl ami no-buteryl)

<220>
 <221> MOD_RES
 <222> (39).. (39)
 <223> Ser i s modi f i ed wi th an NH2 group

<400> 80

Hi s Xaa Gln Gly Thr Phe Thr Ser Asp Leu Ser Lys Gln Lys Asp Ser
 1 5 10 15

Arg Arg Ala Gln Asp Phe Ile Glu Trp Leu Lys Asp Gly Gly Pro Ser
 20 25 30

Ser Gly Ala Pro Pro Pro Ser
 35

<210> 81
 <211> 39
 <212> PRT
 <213> Arti f i c i a l Sequence

<220>
 <223> Exendi n-4-anal oque

<220>
 <221> MOD_RES
 <222> (2).. (2)
 <223> Xaa i s a D-Ser

<220>
 <221> MOD_RES
 <222> (14).. (14)
 <223> Lys i s functi onal i zed at the ami no si de chai n group as
 Lys(hexadecanoyl)

<220>

<221> MOD_RES
 <222> (39)..(39)
 <223> Ser is modified with an NH2 group
 <400> 81
 His Xaa Gln Gly Thr Phe Thr Ser Asp Leu Ser Lys Gln Lys Asp Ser
 1 5 10 15
 Arg Arg Ala Gln Asp Phe Ile Glu Trp Leu Lys Asp Gly Gly Pro Ser
 20 25 30
 Ser Gly Ala Pro Pro Pro Ser
 35

<210> 82
 <211> 39
 <212> PRT
 <213> Artificial Sequence

<220>
 <223> Exendin-4-analogue

<220>
 <221> MOD_RES
 <222> (2)..(2)
 <223> Xaa is a D-Ser

<220>
 <221> MOD_RES
 <222> (14)..(14)
 <223> Lys is functionalized at the amino side chain group as
 Lys((S)-4-carboxy-4-hexadecanoyl amino-butyl)

<220>
 <221> MOD_RES
 <222> (39)..(39)
 <223> Ser is modified with an NH2 group

<400> 82
 His Xaa Gln Gly Thr Phe Thr Ser Asp Leu Ser Lys Gln Lys Glu Ser
 1 5 10 15
 Arg Arg Ala Gln Asp Phe Ile Glu Trp Leu Lys Glu Gly Gly Pro Ser
 20 25 30
 Ser Gly Arg Pro Pro Pro Ser
 35

<210> 83
 <211> 39
 <212> PRT
 <213> Artificial Sequence

<220>
 <223> Exendin-4-analogue

<220>
 <221> MOD_RES

<222> (2)..(2)
 <223> Xaa is a D-Ser

<220>
 <221> MOD_RES
 <222> (14)..(14)
 <223> Lys is functionalized at the amino side chain group as
 Lys(hexadecanoyl)

<220>
 <221> MOD_RES
 <222> (39)..(39)
 <223> Ser is modified with an NH2 group

<400> 83

His Xaa Gln Gly Thr Phe Thr Ser Asp Leu Ser Lys Gln Lys Glu Ser
 1 5 10 15

Arg Arg Ala Gln Asp Phe Ile Glu Trp Leu Lys Glu Gly Gly Pro Ser
 20 25 30

Ser Gly Arg Pro Pro Pro Ser
 35

<210> 84
 <211> 39
 <212> PRT
 <213> Artificial Sequence

<220>
 <223> Exendin-4-analogue

<220>
 <221> MOD_RES
 <222> (2)..(2)
 <223> Xaa is a D-Ser

<220>
 <221> MOD_RES
 <222> (14)..(14)
 <223> Lys is functionalized at the amino side chain group as
 Lys((S)-4-carboxy-4-hexadecanoyl amino-buteryl)

<220>
 <221> MOD_RES
 <222> (39)..(39)
 <223> Ser is modified with an NH2 group

<400> 84

His Xaa Gln Gly Thr Phe Thr Ser Asp Leu Ser Lys Gln Lys Asp Ser
 1 5 10 15

Arg Arg Ala Gln Asp Phe Ile Glu Trp Leu Lys Lys Gly Gly Pro Ser
 20 25 30

Ser Gly Ala Pro Pro Pro Ser
 35

<210> 85

eol f-seql . txt

<211> 39
<212> PRT
<213> Arti fi ci al Sequence

<220>
<223> Exendi n-4-analogue

```
<220>
<221> MOD_RES
<222> (2)..(2)
<223> Xaa i s a D-Ser
```

```
<220>
<221> MOD_RES
<222> (14)..(14)
<223> Lys is functionalized at the amino side chain group as
Lys((S)-4-carboxy-4-hexadecanoyl amino-buteryl)
```

```

<220>
<221> MOD_RES
<222> (39)..(39)
<223> Ser is modified with an NH2 group

```

<400> 85

Hi s Xaa Gl n Gly Thr Phe Thr Ser Asp Leu Ser Lys Gl n Lys Gl u Ser
1 5 10 15

Arg Arg Ala Gln Asp Phe Ile Glu Trp Leu Lys Lys Gly Gly Pro Ser
20 25 30

Ser Gly Ala Pro Pro Pro Ser
35

<210>	86
<211>	39
<212>	PRT
<213>	Artificial Sequence

<220>
<223> Exendi n-4-analogue

```
<220>
<221> MOD_RES
<222> (2)..(2)
<223> Xaa is a D-Ser
```

```

<220>
<221> MOD_RES
<222> (14)..(14)
<223> Lys is functionalized at the amino side chain group as
      Lys((S)-4-carboxy-4-hexadecanoyl amino-buteryl)

```

```

<220>
<221> MOD_RES
<222> (39)..(39)
<223> Ser is modified with an NH2 group

```

<400> 86

Hi s Xaa Gl n Gly Thr Phe Thr Ser Asp Leu Ser Lys Gl n Lys Asp Ser
1 5 10 15

eof-seql.txt

Gln Ala Ala Gln Asp Phe Ile Glu Trp Leu Lys Asn Thr Gly Pro Ser
20 25 30

Ser Gly Ala Pro Pro Pro Ser
35

<210> 87
<211> 39
<212> PRT
<213> Artificial Sequence

<220>
<223> Exendin-4-analogue

<220>
<221> MOD_RES
<222> (2)..(2)
<223> Xaa is a D-Ser

<220>
<221> MOD_RES
<222> (14)..(14)
<223> Lys is functionalized at the amino side chain group as
Lys((S)-4-carboxy-4-hexadecanoyl amino-buteryl)

<220>
<221> MOD_RES
<222> (39)..(39)
<223> Ser is modified with an NH2 group

<400> 87

His Xaa Gln Gly Thr Phe Thr Ser Asp Leu Ser Lys Gln Lys Asp Glu
1 5 10 15

Arg Arg Ala Lys Asp Phe Ile Glu Trp Leu Lys Asn Gly Gly Pro Ser
20 25 30

Ser Gly Ala Pro Pro Pro Ser
35

<210> 88
<211> 39
<212> PRT
<213> Artificial Sequence

<220>
<223> Exendin-4-analogue

<220>
<221> MOD_RES
<222> (2)..(2)
<223> Xaa is a D-Ser

<220>
<221> MOD_RES
<222> (14)..(14)
<223> Lys is functionalized at the amino side chain group as
Lys((S)-4-carboxy-4-hexadecanoyl amino-buteryl)

<220>

<221> MOD_RES

<222> (39).. (39)

<223> Ser is modified with an NH2 group

<400> 88

His Xaa Gln Gly Thr Phe Thr Ser Asp Leu Ser Lys Gln Lys Glu Lys
 1 5 10 15

Arg Arg Ala Gln Asp Phe Ile Glu Trp Leu Lys Asn Gly Gly Pro Ser
 20 25 30

Ser Gly Ala Pro Pro Pro Ser
 35

<210> 89

<211> 39

<212> PRT

<213> Artificial Sequence

<220>

<223> Exendin-4-analogue

<220>

<221> MOD_RES

<222> (2).. (2)

<223> Xaa is a D-Ser

<220>

<221> MOD_RES

<222> (14).. (14)

<223> Lys is functionalized at the amino side chain group as
 Lys((S)-4-carboxy-4-(3-[(R)-2,5,7,8-tetramethyl-2-((4R,8R)-4,8,12-trimethyl-tridecyl)-chroman-6-yl oxycarbonyl]-propionyl amino)-butyryl)

<220>

<221> MOD_RES

<222> (39).. (39)

<223> Ser is modified with an NH2 group

<400> 89

His Xaa Gln Gly Thr Phe Thr Ser Asp Leu Ser Lys Gln Lys Asp Ser
 1 5 10 15

Arg Arg Ala Gln Asp Phe Ile Glu Trp Leu Lys Asn Gly Gly Pro Ser
 20 25 30

Ser Gly Ala Pro Pro Pro Ser
 35

<210> 90

<211> 39

<212> PRT

<213> Artificial Sequence

<220>

<223> Exendin-4-analogue

<220>
 <221> MOD_RES
 <222> (2).. (2)
 <223> Xaa is a D-Ser

<220>
 <221> MOD_RES
 <222> (14).. (14)
 <223> Lys is functionalized at the amino side chain group as
 Lys((S)-4-carboxy-4-tetradecanoyl amino-butyryl)

<220>
 <221> MOD_RES
 <222> (39).. (39)
 <223> Ser is modified with an NH2 group

<400> 90

His Xaa Gln Gly Thr Phe Thr Ser Asp Leu Ser Lys Gln Lys Asp Ser
 1 5 10 15

Arg Arg Ala Gln Asp Phe Ile Glu Trp Leu Lys Asn Gly Gly Pro Ser
 20 25 30

Ser Gly Ala Pro Pro Pro Ser
 35

<210> 91
 <211> 39
 <212> PRT
 <213> Artificial Sequence

<220>
 <223> Exendin-4-analogue

<220>
 <221> MOD_RES
 <222> (2).. (2)
 <223> Xaa is a D-Ser

<220>
 <221> MOD_RES
 <222> (14).. (14)
 <223> Lys is functionalized at the amino side chain group as
 Lys((S)-4-(11-benzyl oxycarbonyl -undecanoyl amino)-4-carboxy-butyryl)

<220>
 <221> MOD_RES
 <222> (39).. (39)
 <223> Ser is modified with an NH2 group

<400> 91

His Xaa Gln Gly Thr Phe Thr Ser Asp Leu Ser Lys Gln Lys Asp Ser
 1 5 10 15

Arg Arg Ala Gln Asp Phe Ile Glu Trp Leu Lys Asn Gly Gly Pro Ser
 20 25 30

Ser Gly Ala Pro Pro Pro Ser

35

<210> 92
 <211> 39
 <212> PRT
 <213> Arti fi ci al Sequence

<220>
 <223> Exendi n-4-anal ogue

<220>
 <221> MOD_RES
 <222> (2).. (2)
 <223> Xaa i s a D-Ser

<220>
 <221> MOD_RES
 <222> (14).. (14)
 <223> Lys i s functional ized at the ami no side chain group as
 Lys((S)-4-carboxy-4-hexadecanoyl ami no-butyryl)

<220>
 <221> MOD_RES
 <222> (39).. (39)
 <223> Ser i s modi fied wi th an NH2 group

<400> 92

Hi s Xaa Gl n Gly Thr Phe Thr Ser Asp Leu Ser Lys Gl n Lys Asp Ser
 1 5 10 15

Arg Arg Ala Gl n Asp Phe Ile Gl u Trp Leu Lys Asn Thr Gly Pro Ser
 20 25 30

Ser Gly Ala Pro Pro Pro Ser
 35

<210> 93
 <211> 39
 <212> PRT
 <213> Arti fi ci al Sequence

<220>
 <223> Exendi n-4-anal ogue

<220>
 <221> MOD_RES
 <222> (2).. (2)
 <223> Xaa i s a D-Ser

<220>
 <221> MOD_RES
 <222> (14).. (14)
 <223> Lys i s functional ized at the ami no side chain group as
 Lys((S)-4-carboxy-4-hexadecanoyl ami no-butyryl)

<220>
 <221> MOD_RES
 <222> (39).. (39)
 <223> Ser i s modi fied wi th an NH2 group

<400> 93

eof-seq1.txt

His Xaa Gln Gly Thr Phe Thr Ser Asp Leu Ser Lys Gln Lys Asp Ser
1 5 10 15

Arg Arg Ala Gln Asp Phe Ile Glu Trp Leu Lys Asn Ala Gly Pro Ser
20 25 30

Ser Gly Ala Pro Pro Pro Ser
35

<210> 94
<211> 39
<212> PRT
<213> Artificial Sequence

<220>
<223> Exendin-4-analogue

<220>
<221> MOD_RES
<222> (2)..(2)
<223> Xaa is a D-Ser

<220>
<221> MOD_RES
<222> (14)..(14)
<223> Lys is functionalized at the amino side chain group as
Lys((S)-4-carboxy-4-hexadecanoyl amino-butyl)

<220>
<221> MOD_RES
<222> (29)..(29)
<223> Xaa is a D-Ala

<220>
<221> MOD_RES
<222> (39)..(39)
<223> Ser is modified with an NH2 group

<400> 94

His Xaa Gln Gly Thr Phe Thr Ser Asp Leu Ser Lys Gln Lys Asp Ser
1 5 10 15

Arg Arg Ala Gln Asp Phe Ile Glu Trp Leu Lys Asn Xaa Gly Pro Ser
20 25 30

Ser Gly Ala Pro Pro Pro Ser
35

<210> 95
<211> 39
<212> PRT
<213> Artificial Sequence

<220>
<223> Exendin-4-analogue

<220>
<221> MOD_RES

<222> (2)..(2)
 <223> Xaa is a D-Ser

<220>
 <221> MOD_RES
 <222> (14)..(14)
 <223> Lys is functionalized at the amino side chain group as
 Lys((S)-4-carboxy-4-hexadecanoyl amino-buteryl)

<220>
 <221> MOD_RES
 <222> (39)..(39)
 <223> Ser is modified with an NH2 group

<400> 95

His Xaa Gln Gly Thr Phe Thr Ser Asp Leu Ser Lys Gln Lys Glu Ser
 1 5 10 15

Arg Arg Ala Gln Asp Phe Ile Glu Trp Leu Lys Asn Ala Gly Pro Ser
 20 25 30

Ser Gly Ala Pro Pro Pro Ser
 35

<210> 96
 <211> 39
 <212> PRT
 <213> Artificial Sequence

<220>
 <223> Exendin-4-analogue

<220>
 <221> MOD_RES
 <222> (2)..(2)
 <223> Xaa is a D-Ser

<220>
 <221> MOD_RES
 <222> (14)..(14)
 <223> Lys is functionalized at the amino side chain group as
 Lys((S)-4-carboxy-4-hexadecanoyl amino-buteryl)

<220>
 <221> MOD_RES
 <222> (39)..(39)
 <223> Ser is modified with an NH2 group

<400> 96

His Xaa Gln Gly Thr Phe Thr Ser Asp Leu Ser Lys Gln Lys Glu Ser
 1 5 10 15

Arg Arg Ala Gln Asp Phe Ile Glu Trp Leu Lys Asn Thr Gly Pro Ser
 20 25 30

Ser Gly Ala Pro Pro Pro Ser
 35

<210> 97

<211> 39
 <212> PRT
 <213> Arti f i c i a l Sequence

<220>
 <223> Exendi n-4-anal ogue

<220>
 <221> MOD_RES
 <222> (2).. (2)
 <223> Xaa i s a D-Ser

<220>
 <221> MOD_RES
 <222> (14).. (14)
 <223> Lys i s functionalized at the amino side chain group as
 Lys((S)-4-carboxy-4-hexadecanoyl ami no-butyryl)

<220>
 <221> MOD_RES
 <222> (39).. (39)
 <223> Ser i s modi f i e d wi th an NH2 group

<400> 97

Hi s Xaa Gln Gly Thr Phe Thr Ser Asp Leu Ser Lys Gln Lys Asp Ser
 1 5 10 15

Arg Arg Ala Gln Asp Phe Ile Glu Trp Leu Lys Asn Gly Gly Pro Ser
 20 25 30

Ser Gly Ala Pro Pro Pro Ser
 35

<210> 98
 <211> 39
 <212> PRT
 <213> Arti f i c i a l Sequence

<220>
 <223> Exendi n-4-anal ogue

<220>
 <221> MOD_RES
 <222> (2).. (2)
 <223> Xaa i s a D-Ser

<220>
 <221> MOD_RES
 <222> (14).. (14)
 <223> Lys i s functionalized at the amino side chain group as
 Lys((S)-4-carboxy-4-hexadecanoyl ami no-butytyl)

<220>
 <221> MOD_RES
 <222> (39).. (39)
 <223> Ser i s modi f i e d wi th an NH-pyrrol i di n group

<400> 98

Hi s Xaa Gln Gly Thr Phe Thr Ser Asp Leu Ser Lys Gln Lys Asp Ser
 1 5 10 15

eof-seql.txt

Arg Arg Ala Gln Asp Phe Ile Glu Trp Leu Lys Asn Gly Gly Pro Ser
20 25 30

Ser Gly Ala Pro Pro Pro Ser
35

<210> 99
<211> 39
<212> PRT
<213> Artificial Sequence

<220>
<223> Exendin-4-analogue

<220>
<221> MOD_RES
<222> (2)..(2)
<223> Xaa is a D-Ser

<220>
<221> MOD_RES
<222> (14)..(14)
<223> Lys is functionalized at the amino side chain group as
Lys((S)-4-carboxy-4-hexadecanoyl amino-butyryl)

<220>
<221> MOD_RES
<222> (39)..(39)
<223> Ser is modified with an NH-benzyl group

<400> 99

His Xaa Gln Gly Thr Phe Thr Ser Asp Leu Ser Lys Gln Lys Asp Ser
1 5 10 15

Arg Arg Ala Gln Asp Phe Ile Glu Trp Leu Lys Asn Gly Gly Pro Ser
20 25 30

Ser Gly Ala Pro Pro Pro Ser
35

<210> 100
<211> 39
<212> PRT
<213> Artificial Sequence

<220>
<223> Exendin-4-analogue

<220>
<221> MOD_RES
<222> (2)..(2)
<223> Xaa is a D-Ser

<220>
<221> MOD_RES
<222> (14)..(14)
<223> Lys is functionalized at the amino side chain group as
Lys((S)-4-carboxy-4-hexadecanoyl amino-butyryl)

<220>
 <221> MOD_RES
 <222> (39)..(39)
 <223> Ser is modified with an NH-tert.butyl group
 <400> 100
 His Xaa Gln Gly Thr Phe Thr Ser Asp Leu Ser Lys Gln Lys Asp Ser
 1 5 10 15

Arg Arg Ala Gln Asp Phe Ile Glu Trp Leu Lys Asn Gly Gly Pro Ser
 20 25 30

Ser Gly Ala Pro Pro Pro Ser
 35

<210> 101
 <211> 39
 <212> PRT
 <213> Artificial Sequence

<220>
 <223> Exendin-4-analogue

<220>
 <221> MOD_RES
 <222> (2)..(2)
 <223> Xaa is a D-Ser

<220>
 <221> MOD_RES
 <222> (14)..(14)
 <223> Lys is functionalized with the amino side chain group as
 Lys((S)-4-carboxy-4-hexadecanoyl amino-buteryl)

<220>
 <221> MOD_RES
 <222> (39)..(39)
 <223> Ser is modified with an N-diethyl group

<400> 101
 His Xaa Gln Gly Thr Phe Thr Ser Asp Leu Ser Lys Gln Lys Asp Ser
 1 5 10 15

Arg Arg Ala Gln Asp Phe Ile Glu Trp Leu Lys Asn Gly Gly Pro Ser
 20 25 30

Ser Gly Ala Pro Pro Pro Ser
 35

<210> 102
 <211> 39
 <212> PRT
 <213> Artificial Sequence

<220>
 <223> Exendin-4-analogue

<220>

<221> MOD_RES
 <222> (2).. (2)
 <223> Xaa i s a D-Ser

<220>
 <221> MOD_RES
 <222> (14).. (14)
 <223> Lys i s functionalized at the amino side chain group as
 Lys((S)-4-carboxy-4-hexadecanoyl ami no-butyryl)

<220>
 <221> MOD_RES
 <222> (39).. (39)
 <223> Ser i s modi fied wi th an N-morphol in group

<400> 102

Hi s Xaa Gl n Gly Thr Phe Thr Ser Asp Leu Ser Lys Gl n Lys Asp Ser
 1 5 10 15

Arg Arg Ala Gl n Asp Phe Ile Gl u Trp Leu Lys Asn Gly Gly Pro Ser
 20 25 30

Ser Gly Ala Pro Pro Pro Ser
 35

<210> 103
 <211> 39
 <212> PRT
 <213> Arti ficial Sequence

<220>
 <223> Exendi n-4-anal ogue

<220>
 <221> MOD_RES
 <222> (2).. (2)
 <223> Xaa i s a D-Ser

<220>
 <221> MOD_RES
 <222> (14).. (14)
 <223> Lys i s functionalized at the amino side chain group as
 Lys((S)-4-carboxy-4-hexadecanoyl ami no-butyryl)

<220>
 <221> MOD_RES
 <222> (39).. (39)
 <223> Ser i s modi fied wi th an NH-CH2-CF3 group

<400> 103

Hi s Xaa Gl n Gly Thr Phe Thr Ser Asp Leu Ser Lys Gl n Lys Asp Ser
 1 5 10 15

Arg Arg Ala Gl n Asp Phe Ile Gl u Trp Leu Lys Asn Gly Gly Pro Ser
 20 25 30

Ser Gly Ala Pro Pro Pro Ser
 35

eol f-seql . txt

<210>	104
<211>	39
<212>	PRT
<213>	Arti f i c i a l Sequence

<220>
<223> Exendi n-4-anal oque

```
<220>
<221> MOD_RES
<222> (2)..(2)
<223> Xaa is a D-Ser
```

```

<220>
<221> MOD_RES
<222> (14)..(14)
<223> Lys is functionalized at the amino side chain group as
      Lys((S)-4-carboxy-4-hexadecanoyl amino-buteryl)

```

```

<220>
<221> MOD_RES
<222> (39)..(39)
<223> Ser is modified with an NH-(CH2-CH2-O)4-CH2-CH2-COOH group

```

<400> 104

His Xaa Gln Gly Thr Phe Thr Ser Asp Leu Ser Lys Gln Lys Asp Ser
1 5 10 15

Arg Arg Ala Gln Asp Phe Ile Glu Trp Leu Lys Asn Gly Gly Pro Ser
20 25 30

Ser Gly Ala Pro Pro Pro Ser
35

<210>	105
<211>	39
<212>	PRT
<213>	Arti f i c i a l Sequence

<220>
<223> Exendi n-4-anal oque

```
<220>
<221> MOD_RES
<222> (2)..(2)
<223> Xaa is a D-Ser
```

```

<220>
<221> MOD_RES
<222> (14)..(14)
<223> Lys is functionalized at the amino side chain group as
Lys((S)-4-carboxy-4-hexadecanoyl amino-buteryl)

```

```

<220>
<221> MOD_RES
<222> (39)..(39)
<223> Ser is modified with an NH-(CH2-CH2-O)24-CH2-CH2-COOH group

```

<400> 105

His Xaa Gln Gly Thr Phe Thr Ser Asp Leu Ser Lys Gln Lys Asp Ser
1 5 10 15

Arg Arg Ala Gln Asp Phe Ile Glu Trp Leu Lys Asn Gly Gly Pro Ser
20 25 30

Ser Gly Ala Pro Pro Pro Ser
35

<210> 106
<211> 39
<212> PRT
<213> Artificial Sequence

<220>
<223> Exendin-4-analogue

<220>
<221> MOD_RES
<222> (2)..(2)
<223> Xaa is a D-Ser

<220>
<221> MOD_RES
<222> (14)..(14)
<223> Lys is functionalized at the amino side chain group as
Lys((S)-4-carboxy-4-hexadecanoyl amino-butyryl)

<220>
<221> MOD_RES
<222> (39)..(39)
<223> Ser is modified with an NH-(CH₂)₁₅-CH₃ group

<400> 106

His Xaa Gln Gly Thr Phe Thr Ser Asp Leu Ser Lys Gln Lys Asp Ser
1 5 10 15

Arg Arg Ala Gln Asp Phe Ile Glu Trp Leu Lys Asn Gly Gly Pro Ser
20 25 30

Ser Gly Ala Pro Pro Pro Ser
35

<210> 107
<211> 39
<212> PRT
<213> Artificial Sequence

<220>
<223> Exendin-4-analogue

<220>
<221> MOD_RES
<222> (2)..(2)
<223> Xaa is a D-Ser

<220>
<221> MOD_RES
<222> (14)..(14)
<223> Lys is functionalized at the amino side chain group as
Lys((S)-4-carboxy-4-hexadecanoyl amino-butyryl)

<220>
 <221> MOD_RES
 <222> (39)..(39)
 <223> Ser is modified with an NH-(CH₂)₁₂-OH group

<400> 107

His Xaa Gln Gly Thr Phe Thr Ser Asp Leu Ser Lys Gln Lys Asp Ser
 1 5 10 15

Arg Arg Ala Gln Asp Phe Ile Glu Trp Leu Lys Asn Gly Gly Pro Ser
 20 25 30

Ser Gly Ala Pro Pro Pro Ser
 35

<210> 108
 <211> 39
 <212> PRT
 <213> Artificial Sequence

<220>
 <223> Exendin-4-analogue

<220>
 <221> MOD_RES
 <222> (2)..(2)
 <223> Xaa is a D-Ser

<220>
 <221> MOD_RES
 <222> (14)..(14)
 <223> Lys is functionalized at the amino side chain group as
 Lys((S)-4-carboxy-4-hexadecanoyl amino-buteryl)

<220>
 <221> MOD_RES
 <222> (39)..(39)
 <223> Ser is modified with an NH-(CH₂)₁₄-CH₃ group

<400> 108

His Xaa Gln Gly Thr Phe Thr Ser Asp Leu Ser Lys Gln Lys Asp Ser
 1 5 10 15

Arg Arg Ala Gln Asp Phe Ile Glu Trp Leu Lys Asn Gly Gly Pro Ser
 20 25 30

Ser Gly Ala Pro Pro Pro Ser
 35

<210> 109
 <211> 39
 <212> PRT
 <213> Artificial Sequence

<220>
 <223> Exendin-4-analogue

eol f-seql . txt

<220>
 <221> MOD_RES
 <222> (2).. (2)
 <223> Xaa i s a D-Ser

<220>
 <221> MOD_RES
 <222> (14).. (14)
 <223> Lys i s functionalized at the amino side chain group as
 Lys((S)-4-carboxy-4-hexadecanoyl ami no-buteryl)

<220>
 <221> MOD_RES
 <222> (39).. (39)
 <223> Ser i s modi fied wi th an NH-(CH2)17-CH3 group

<400> 109

Hi s Xaa Gl n Gly Thr Phe Thr Ser Asp Leu Ser Lys Gl n Lys Asp Ser
 1 5 10 15

Arg Arg Ala Gl n Asp Phe Ile Gl u Trp Leu Lys Asn Gly Gly Pro Ser
 20 25 30

Ser Gly Ala Pro Pro Pro Ser
 35

<210> 110
 <211> 39
 <212> PRT
 <213> Arti fi ci al Sequence

<220>
 <223> Exendi n-4-anal ogue

<220>
 <221> MOD_RES
 <222> (2).. (2)
 <223> Xaa i s a D-Ser

<220>
 <221> MOD_RES
 <222> (14).. (14)
 <223> Lys i s functionalized at the amino side chain group as
 Lys((S)-4-carboxy-4-hexadecanoyl ami no-buteryl)

<220>
 <221> MOD_RES
 <222> (39).. (39)
 <223> Ser i s modi fied wi th an NH-(CH2)13-CH3 group

<400> 110

Hi s Xaa Gl n Gly Thr Phe Thr Ser Asp Leu Ser Lys Gl n Lys Asp Ser
 1 5 10 15

Arg Arg Ala Gl n Asp Phe Ile Gl u Trp Leu Lys Asn Gly Gly Pro Ser
 20 25 30

Ser Gly Ala Pro Pro Pro Ser
 35

<210> 111
 <211> 40
 <212> PRT
 <213> Arti fi ci al Sequence

<220>
 <223> Exendi n-4-anal ogue

<220>
 <221> MOD_RES
 <222> (2).. (2)
 <223> Xaa i s a D-Ser

<220>
 <221> MOD_RES
 <222> (14).. (14)
 <223> Lys i s functionalized at the amino side chain group as
 Lys((S)-4-carboxy-4-hexadecanoyl ami no-buteryl)

<220>
 <221> MOD_RES
 <222> (40).. (40)
 <223> Ser i s modi fied wi th an NH2 group

<400> 111

Hi s Xaa Gl n Gly Thr Phe Thr Ser Asp Leu Ser Lys Gl n Lys Gl u Ser
 1 5 10 15

Arg Arg Ala Gl n Asp Phe Ile Gl u Trp Leu Lys Asn Gly Gly Pro Ser
 20 25 30

Ser Gly Ala Pro Pro Pro Ser Lys
 35 40

<210> 112
 <211> 40
 <212> PRT
 <213> Arti fi ci al Sequence

<220>
 <223> Exendi n-4-anal ogue

<220>
 <221> MOD_RES
 <222> (2).. (2)
 <223> Xaa i s a D-Ser

<220>
 <221> MOD_RES
 <222> (14).. (14)
 <223> Lys i s functionalized at the amino side chain group as
 Lys(hexadecanoyl)

<220>
 <221> MOD_RES
 <222> (40).. (40)
 <223> Ser i s modi fied wi th an NH2 group

<400> 112

Hi s Xaa Gl n Gly Thr Phe Thr Ser Asp Leu Ser Lys Gl n Lys Gl u Ser
 Page 65

1

5

10

15

Arg Arg Ala Gln Asp Phe Ile Glu Trp Leu Lys Asn Gly Gly Pro Ser
 20 25 30

Ser Gly Ala Pro Pro Pro Ser Lys
 35 40

<210> 113
 <211> 39
 <212> PRT
 <213> Arti f i c i a l Sequence

<220>
 <223> Exendi n-4-anal ogue

<220>
 <221> MOD_RES
 <222> (2).. (2)
 <223> Xaa i s a D-Ser

<220>
 <221> MOD_RES
 <222> (14).. (14)
 <223> Lys i s functional ized at the ami no side chain group as
 Lys((S)-4-carboxy-4-hexadecanoyl ami no-buteryl)

<220>
 <221> MOD_RES
 <222> (39).. (39)
 <223> Ser i s modi fied wi th an NH2 group

<400> 113

His Xaa Gln Gly Thr Phe Thr Ser Asp Leu Ser Lys Gln Lys Glu Ser
 1 5 10 15

Arg Arg Ala Gln Asp Phe Ile Glu Trp Leu Lys Asn Gly Gly Pro Ser
 20 25 30

Ser Gly Ala Pro Pro Pro Lys
 35

<210> 114
 <211> 39
 <212> PRT
 <213> Arti f i c i a l Sequence

<220>
 <223> Exendi n-4-anal ogue

<220>
 <221> MOD_RES
 <222> (2).. (2)
 <223> Xaa i s a D-Ser

<220>
 <221> MOD_RES
 <222> (14).. (14)
 <223> Lys i s functional ized at the ami no side chain group as

Lys(hexadecanoyl)

<220>
 <221> MOD_RES
 <222> (39).. (39)
 <223> Ser is modified with an NH2 group

<400> 114

His Xaa Gln Gly Thr Phe Thr Ser Asp Leu Ser Lys Gln Lys Glu Ser
 1 5 10 15

Arg Arg Ala Gln Asp Phe Ile Glu Trp Leu Lys Asn Gly Gly Pro Ser
 20 25 30

Ser Gly Ala Pro Pro Pro Lys
 35

<210> 115
 <211> 39
 <212> PRT
 <213> Artificial Sequence

<220>
 <223> Exendin-4-analogue

<220>
 <221> MOD_RES
 <222> (2).. (2)
 <223> Xaa is an Aib amino acid

<220>
 <221> MOD_RES
 <222> (14).. (14)
 <223> Lys is functionalized at the amino side chain group as
 Lys((S)-4-carboxy-4-hexadecanoyl amino-buteryl)

<220>
 <221> MOD_RES
 <222> (39).. (39)
 <223> Ser is modified with an NH2 group

<400> 115

His Xaa Gln Gly Thr Phe Thr Ser Asp Leu Ser Lys Gln Lys Asp Ser
 1 5 10 15

Arg Arg Ala Gln Asp Phe Ile Glu Trp Leu Lys Asn Gly Gly Pro Ser
 20 25 30

Ser Gly Ala Pro Pro Pro Ser
 35

<210> 116
 <211> 39
 <212> PRT
 <213> Artificial Sequence

<220>
 <223> Exendin-4-analogue

<220>
 <221> MOD_RES
 <222> (2)..(2)
 <223> Xaa is a D-Ser

<220>
 <221> MOD_RES
 <222> (14)..(14)
 <223> Lys is functionalized at the amino side chain group as
 Lys((S)-4-carboxy-4-hexadecanoyl amino-butyryl)

<220>
 <221> SITE
 <222> (39)..(39)
 <223> Ser is modified with an NH2 group

<400> 116

His Xaa Gln Gly Thr Phe Thr Ser Asp Leu Ser Lys Gln Lys Glu Ser
 1 5 10 15

Arg Arg Ala Gln Asp Phe Ile Glu Trp Leu Lys Asn Gly Gly Pro Ser
 20 25 30

Ser Gly Ala Pro Pro Pro Ser
 35

<210> 117
 <211> 39
 <212> PRT
 <213> Artificial Sequence

<220>
 <223> Exendin-4-analogue

<220>
 <221> MOD_RES
 <222> (2)..(2)
 <223> Xaa is an Aib amino acid

<220>
 <221> MOD_RES
 <222> (14)..(14)
 <223> Lys is functionalized at the amino side chain group as
 Lys((S)-4-carboxy-4-hexadecanoyl amino-butyryl -)

<220>
 <221> MOD_RES
 <222> (39)..(39)
 <223> Ser is modified with an NH2 group

<400> 117

His Xaa Gln Gly Thr Phe Thr Ser Asp Leu Ser Lys Gln Lys Glu Ser
 1 5 10 15

Arg Arg Ala Gln Asp Phe Ile Glu Trp Leu Lys Asn Gly Gly Pro Ser
 20 25 30

Ser Gly Ala Pro Pro Pro Ser
 35

<210> 118
 <211> 39
 <212> PRT
 <213> Artificial Sequence

<220>
 <223> Exendin-4-analogue

<220>
 <221> MOD_RES
 <222> (2)..(2)
 <223> Xaa is a D-Ser

<220>
 <221> MOD_RES
 <222> (14)..(14)
 <223> Lys is functionalized at the amino side chain group as
 Lys((S)-4-carboxy-4-hexadecanoyl amino-buteryl)

<220>
 <221> MOD_RES
 <222> (20)..(20)
 <223> Xaa is an Aib amino acid

<220>
 <221> MOD_RES
 <222> (39)..(39)
 <223> Ser is modified with an NH2 group

<400> 118

His Xaa Gln Gly Thr Phe Thr Ser Asp Leu Ser Lys Gln Lys Asp Ser
 1 5 10 15

Arg Arg Ala Xaa Asp Phe Ile Glu Trp Leu Lys Asn Gly Gly Pro Ser
 20 25 30

Ser Gly Ala Pro Pro Pro Ser
 35

<210> 119
 <211> 39
 <212> PRT
 <213> Artificial Sequence

<220>
 <223> Exendin-4-analogue

<220>
 <221> MOD_RES
 <222> (2)..(2)
 <223> Xaa is a D-Ser

<220>
 <221> MOD_RES
 <222> (14)..(14)
 <223> Lys is functionalized at the amino side chain group as
 Lys(hexadecanoyl)

<220>
 <221> MOD_RES

<222> (20)..(20)
 <223> Xaa is an Aib amino acid

<220>
 <221> MOD_RES
 <222> (39)..(39)
 <223> Ser is modified with an NH2 group

<400> 119

His Xaa Gln Gly Thr Phe Thr Ser Asp Leu Ser Lys Gln Lys Glu Ser
 1 5 10 15

Arg Arg Ala Xaa Asp Phe Ile Glu Trp Leu Lys Asn Gly Gly Pro Ser
 20 25 30

Ser Gly Ala Pro Pro Pro Ser
 35

<210> 120
 <211> 39
 <212> PRT
 <213> Artificial Sequence

<220>
 <223> Exendin-4-analogue

<220>
 <221> MOD_RES
 <222> (2)..(2)
 <223> Xaa is a D-Ser

<220>
 <221> MOD_RES
 <222> (14)..(14)
 <223> Lys is functionalized at the amino side chain group as
 Lys((S)-4-carboxy-4-hexadecanoyl amino-buteryl)

<220>
 <221> MOD_RES
 <222> (20)..(20)
 <223> Xaa is an Aib amino acid

<220>
 <221> MOD_RES
 <222> (39)..(39)
 <223> Ser is modified with an NH2 group

<400> 120

His Xaa Gln Gly Thr Phe Thr Ser Asp Leu Ser Lys Gln Lys Glu Ser
 1 5 10 15

Arg Arg Ala Xaa Asp Phe Ile Glu Trp Leu Lys Asn Gly Gly Pro Ser
 20 25 30

Ser Gly Ala Pro Pro Pro Ser
 35

<210> 121
 <211> 39

<212> PRT
 <213> Arti fi ci al Sequence

<220>
 <223> Exendi n-4-anal ogue

<220>
 <221> MOD_RES
 <222> (2).. (2)
 <223> Xaa is a D-Ser

<220>
 <221> MOD_RES
 <222> (14).. (14)
 <223> Lys is functionalized at the amino side chain group as
 Lys((S)-4-carboxy-4-hexadecanoyl amino-buteryl)

<220>
 <221> MOD_RES
 <222> (20).. (20)
 <223> Xaa is an Aib amino aci d

<220>
 <221> MOD_RES
 <222> (39).. (39)
 <223> Ser is modi fied wi th an NH2 group

<400> 121

His Xaa Gln Gly Thr Phe Thr Ser Asp Leu Ser Lys Gln Lys Glu Ser
 1 5 10 15

Arg Ala Ala Xaa Leu Phe Ile Glu Trp Leu Lys Asn Gly Gly Pro Ser
 20 25 30

Ser Gly Ala Pro Pro Pro Ser
 35

<210> 122
 <211> 39
 <212> PRT
 <213> Arti fi ci al Sequence

<220>
 <223> Exendi n-4-anal ogue

<220>
 <221> MOD_RES
 <222> (2).. (2)
 <223> Xaa is a D-Ser

<220>
 <221> MOD_RES
 <222> (14).. (14)
 <223> Lys is functionalized at the amino side chain group as
 Lys(hexadecanoyl)

<220>
 <221> MOD_RES
 <222> (20).. (20)
 <223> Xaa is an Aib amino aci d

<220>

<221> MOD_RES
 <222> (39)..(39)
 <223> Ser is modified with an NH2 group
 <400> 122
 His Xaa Gln Gly Thr Phe Thr Ser Asp Leu Ser Lys Gln Lys Glu Ser
 1 5 10 15
 Arg Ala Ala Xaa Leu Phe Ile Glu Trp Leu Lys Asn Gly Gly Pro Ser
 20 25 30
 Ser Gly Ala Pro Pro Pro Ser
 35

<210> 123
 <211> 39
 <212> PRT
 <213> Artificial Sequence

<220>
 <223> Exendin-4-analogue

<220>
 <221> MOD_RES
 <222> (2)..(2)
 <223> Xaa is a D-Ser

<220>
 <221> MOD_RES
 <222> (14)..(14)
 <223> Lys is functionalized at the amino side chain group as
 Lys((S)-4-carboxy-4-hexadecanoyl amino-buteryl)

<220>
 <221> MOD_RES
 <222> (39)..(39)
 <223> Ser is modified with an NH2 group

<400> 123
 His Xaa Gln Gly Thr Phe Thr Ser Asp Leu Ser Lys Gln Lys Asp Ser
 1 5 10 15
 Gln Ala Ala Gln Asp Phe Ile Glu Trp Leu Lys Arg Gly Gly Pro Ser
 20 25 30
 Ser Gly Ala Pro Pro Pro Ser
 35

<210> 124
 <211> 39
 <212> PRT
 <213> Artificial Sequence

<220>
 <223> Exendin-4-analogue

<220>
 <221> MOD_RES

<222> (2)..(2)
 <223> Xaa is a D-Ser

<220>
 <221> MOD_RES
 <222> (14)..(14)
 <223> Lys is functionalized at the amino side chain group as
 Lys((S)-4-carboxy-4-hexadecanoyl amino-buteryl)

<220>
 <221> MOD_RES
 <222> (39)..(39)
 <223> Ser is modified with an NH2 group

<400> 124

His Xaa Gln Gly Thr Phe Thr Ser Asp Leu Ser Lys Gln Lys Asp Ser
 1 5 10 15

Gln Ala Ala Gln Asp Phe Ile Glu Trp Leu Lys Arg Ala Gly Pro Ser
 20 25 30

Ser Gly Ala Pro Pro Pro Ser
 35

<210> 125
 <211> 39
 <212> PRT
 <213> Artificial Sequence

<220>
 <223> Exendin-4-analogue

<220>
 <221> MOD_RES
 <222> (2)..(2)
 <223> Xaa is a D-Ser

<220>
 <221> MOD_RES
 <222> (14)..(14)
 <223> Lys is functionalized at the amino side chain group as
 Lys((S)-4-carboxy-4-hexadecanoyl amino-buteryl)

<220>
 <221> MOD_RES
 <222> (39)..(39)
 <223> Ser is modified with an NH2 group

<400> 125

His Xaa Gln Gly Thr Phe Thr Ser Asp Leu Ser Lys Gln Lys Asp Ser
 1 5 10 15

Arg Arg Ala Gln Asp Phe Ile Glu Trp Leu Lys Arg Gly Gly Pro Ser
 20 25 30

Ser Gly Ala Pro Pro Pro Ser
 35

<210> 126

<211> 39
 <212> PRT
 <213> Arti fi ci al Sequence

<220>
 <223> Exendi n-4-anal oque

<220>
 <221> MOD_RES
 <222> (2).. (2)
 <223> Xaa i s a D-Ser

<220>
 <221> MOD_RES
 <222> (14).. (14)
 <223> Lys i s functionalized at the amino side chain group as
 Lys((S)-4-carboxy-4-hexadecanoyl ami no-buteryl)

<220>
 <221> MOD_RES
 <222> (29).. (29)
 <223> Xaa i s a D-Al a

<220>
 <221> MOD_RES
 <222> (39).. (39)
 <223> Ser i s modi fied wi th an NH2 group

<400> 126

Hi s Xaa Gl n Gly Thr Phe Thr Ser Asp Leu Ser Lys Gl n Lys Gl u Ser
 1 5 10 15

Arg Arg Ala Gl n Asp Phe Ile Gl u Trp Leu Lys Arg Xaa Gly Pro Ser
 20 25 30

Ser Gly Ala Pro Pro Pro Ser
 35

<210> 127
 <211> 39
 <212> PRT
 <213> Arti fi ci al Sequence

<220>
 <223> Exendi n-4-anal oque

<220>
 <221> MOD_RES
 <222> (2).. (2)
 <223> Xaa i s a D-Ser

<220>
 <221> MOD_RES
 <222> (14).. (14)
 <223> Lys i s functionalized at the amino side chain group as
 Lys((S)-4-carboxy-4-hexadecanoyl ami no-buteryl)

<220>
 <221> MOD_RES
 <222> (39).. (39)
 <223> Ser i s modi fied wi th an NH2 group

<400> 127

His Xaa Gln Gly Thr Phe Thr Ser Asp Leu Ser Lys Gln Lys Glu Ser
 1 5 10 15

Arg Arg Ala Gln Asp Phe Ile Glu Trp Leu Lys Arg Gly Gly Pro Ser
 20 25 30

Ser Gly Ala Pro Pro Pro Ser
 35

<210> 128

<211> 39

<212> PRT

<213> Artificial Sequence

<220>

<223> Exendin-4-analogue

<220>

<221> MOD_RES

<222> (2)..(2)

<223> Xaa is a D-Ser

<220>

<221> MOD_RES

<222> (14)..(14)

<223> Lys is functionalized at the amino side chain group as
 Lys((S)-4-carboxy-4-hexadecanoyl amino-buteryl)

<220>

<221> MOD_RES

<222> (39)..(39)

<223> Ser is modified with an NH₂ group

<400> 128

His Xaa Gln Gly Thr Phe Thr Ser Asp Leu Ser Lys Gln Lys Asp Ser
 1 5 10 15

Arg Arg Ala Gln Asp Phe Ile Glu Trp Leu Lys Ser Gly Gly Pro Ser
 20 25 30

Ser Gly Ala Pro Pro Pro Ser
 35

<210> 129

<211> 39

<212> PRT

<213> Artificial Sequence

<220>

<223> Exendin-4-analogue

<220>

<221> MOD_RES

<222> (2)..(2)

<223> Xaa is a D-Ser

<220>

eof-seql.txt

<221> MOD_RES
<222> (14)..(14)
<223> Lys is functionalized at the amino side chain group as
Lys((S)-4-carboxy-4-hexadecanoyl amino-buteryl)

<220>
<221> MOD_RES
<222> (39)..(39)
<223> Ser is modified with an NH2 group

<400> 129

His Xaa Gln Gly Thr Phe Thr Ser Asp Leu Ser Lys Gln Lys Glu Ser
1 5 10 15

Arg Arg Ala Gln Asp Phe Ile Glu Trp Leu Lys Ser Gly Gly Pro Ser
20 25 30

Ser Gly Ala Pro Pro Pro Ser
35

<210> 130
<211> 39
<212> PRT
<213> Artificial Sequence

<220>
<223> Exendin-4-analogue

<220>
<221> MOD_RES
<222> (2)..(2)
<223> Xaa is a D-Ser

<220>
<221> MOD_RES
<222> (14)..(14)
<223> Lys is functionalized at the amino side chain group as
Lys((S)-4-carboxy-4-octadecanoyl amino-buteryl)

<220>
<221> MOD_RES
<222> (17)..(17)
<223> Xaa is an Aib amino acid

<220>
<221> MOD_RES
<222> (39)..(39)
<223> Ser is modified with an NH2 group

<400> 130

His Xaa Gln Gly Thr Phe Thr Ser Asp Leu Ser Lys Gln Lys Glu Ser
1 5 10 15

Xaa Ala Ala Gln Leu Phe Ile Glu Trp Leu Lys Ala Gly Gly Pro Ser
20 25 30

Ser Gly Ala Pro Pro Pro Ser
35

eol f-seql . txt

<210>	131
<211>	39
<212>	PRT
<213>	Arti fi ci al Sequence

<220>
<223> Exendi n-4-anal oque

```
<220>
<221> MOD_RES
<222> (2)..(2)
<223> Xaa i s a D-Ser
```

```
<220>
<221> MOD_RES
<222> (14)..(14)
<223> Lys is functionalized at the amino side chain group as
Lys(4-octadecanoyl amino-butyryl )
```

```
<220>
<221> MOD_RES
<222> (17)..(17)
<223> Xaa is an Aib amino acid
```

```
<220>
<221> MOD_RES
<222> (39)..(39)
<223> Ser is modified with an NH2 group
```

<400> 131

His Xaa Gln Gly Thr Phe Thr Ser Asp Leu Ser Lys Gln Lys Glu Ser
1 5 10 15

Xaa Ala Ala Gln Leu Phe Ile Glu Trp Leu Lys Ala Gly Gly Pro Ser
20 25 30

Ser Gl y Al a Pro Pro Pro Ser
35

<210>	132
<211>	39
<212>	PRT
<213>	Arti f i c i a l S e q u e n c e

$\langle 220 \rangle$
 $\langle 223 \rangle$ Exendi n-4-anal oque

```
<220>
<221> MOD_RES
<222> (2)..(2)
<223> Xaa i s an Aib ami no acid
```

```
<220>
<221> MOD_RES
<222> (14)..(14)
<223> Lys is functionalized at the amino side chain group as
Lys((S)-4-carboxy-4-hexadecanoyl amino-buteryl)
```

```
<220>
<221> MOD_RES
<222> (17)..(17)
<223> Xaa i s an Ai b ami no aci d
```

<220>
 <221> MOD_RES
 <222> (39)..(39)
 <223> Ser is modified with an NH2 group

<400> 132

His Xaa Gln Gly Thr Phe Thr Ser Asp Leu Ser Lys Gln Lys Glu Ser
 1 5 10 15

Xaa Ala Ala Gln Leu Phe Ile Glu Trp Leu Lys Ala Gly Gly Pro Ser
 20 25 30

Ser Gly Ala Pro Pro Pro Ser
 35

<210> 133
 <211> 39
 <212> PRT
 <213> Artificial Sequence

<220>
 <223> Exendin-4-analogue

<220>
 <221> MOD_RES
 <222> (2)..(2)
 <223> Xaa is an Aib amino acid

<220>
 <221> MOD_RES
 <222> (14)..(14)
 <223> Lys is functionalized at the amino side chain group as
 Lys((S)-4-carboxy-4-octadecanoyl amino-buteryl)

<220>
 <221> MOD_RES
 <222> (29)..(29)
 <223> Xaa is a D-Ala

<220>
 <221> MOD_RES
 <222> (39)..(39)
 <223> Ser is modified with an NH2 group

<400> 133

His Xaa Gln Gly Thr Phe Thr Ser Asp Leu Ser Lys Gln Lys Asp Glu
 1 5 10 15

Lys Ala Ala Lys Leu Phe Ile Glu Trp Leu Lys Ala Xaa Gly Pro Ser
 20 25 30

Ser Gly Ala Pro Pro Pro Ser
 35

<210> 134
 <211> 39
 <212> PRT
 <213> Artificial Sequence

<220>
<223> Exendi n-4-anal oque

<220>
<221> MOD_RES
<222> (2).. (2)
<223> Xaa i s a D-Ser

<220>
<221> MOD_RES
<222> (14).. (14)
<223> Lys i s functionalized at the amino side chain group as
Lys((S)-4-carboxy-4-(15-carboxy-pentadecanoyl ami no)-butyryl)

<220>
<221> MOD_RES
<222> (39).. (39)
<223> Ser i s modi fied wi th an NH2 group

<400> 134

Hi s Xaa Gln Gly Thr Phe Thr Ser Asp Leu Ser Lys Gln Lys Gl u Ser
1 5 10 15

Lys Ala Ala Gln Asp Phe Ile Gl u Trp Leu Lys Ala Gly Gly Pro Ser
20 25 30

Ser Gly Ala Pro Pro Pro Ser
35

<210> 135
<211> 39
<212> PRT
<213> Arti fici al Sequence

<220>
<223> Exendi n-4-anal oque

<220>
<221> MOD_RES
<222> (2).. (2)
<223> Xaa i s a D-Ser

<220>
<221> MOD_RES
<222> (14).. (14)
<223> Lys i s functionalized at the amino side chain group as
Lys((S)-4-carboxy-4-(15-carboxy-pentadecanoyl ami no)-butyryl)

<220>
<221> MOD_RES
<222> (39).. (39)
<223> Ser i s modi fied wi th an NH2 group

<400> 135

Hi s Xaa Gln Gly Thr Phe Thr Ser Asp Leu Ser Lys Gln Lys Gl u Ser
1 5 10 15

Lys Ala Ala Gln Gl u Phe Ile Gl u Trp Leu Lys Ala Gly Gly Pro Ser
20 25 30

Ser Gly Ala Pro Pro Pro Ser
35

<210> 136
<211> 39
<212> PRT
<213> Artificial Sequence

<220>
<223> Exendin-4-analogue

<220>
<221> MOD_RES
<222> (2)..(2)
<223> Xaa is a D-Ser

<220>
<221> MOD_RES
<222> (14)..(14)
<223> Lys is functionalized at the amino side chain group as
Lys((S)-4-carboxy-4-(15-carboxy-pentadecanoyl amino)-butyryl)

<220>
<221> MOD_RES
<222> (39)..(39)
<223> Ser is modified with an NH2 group

<400> 136

His Xaa Gln Gly Thr Phe Thr Ser Asp Leu Ser Lys Gln Lys Glu Ser
1 5 10 15

Lys Ala Ala Gln Leu Phe Ile Glu Trp Leu Lys Ala Gly Gly Pro Ser
20 25 30

Ser Gly Ala Pro Pro Pro Ser
35

<210> 137
<211> 39
<212> PRT
<213> Artificial Sequence

<220>
<223> Exendin-4-analogue

<220>
<221> MOD_RES
<222> (2)..(2)
<223> Xaa is a D-Ser

<220>
<221> MOD_RES
<222> (14)..(14)
<223> Lys is functionalized at the amino side chain group as
Lys((S)-4-carboxy-4-octadecanoyl amino-butyryl)

<220>
<221> MOD_RES
<222> (39)..(39)

<223> Ser is modified with an NH₂ group

<400> 137

His Xaa His Gly Thr Phe Thr Ser Asp Leu Ser Lys Gln Lys Asp Ser
1 5 10 15

Lys Ala Ala Gln Asp Phe Ile Glu Trp Leu Lys Ala Gly Gly Pro Ser
20 25 30

Ser Gly Ala Pro Pro Pro Ser
35

<210> 138

<211> 39

<212> PRT

<213> Artificial Sequence

<220>

<223> Exendin-4-analogue

<220>

<221> MOD_RES

<222> (2)..(2)

<223> Xaa is a D-Ser

<220>

<221> MOD_RES

<222> (14)..(14)

<223> Lys is functionalized at the amino side chain group as
Lys((S)-4-carboxy-4-octadecanoyl amino-butyl)

<220>

<221> MOD_RES

<222> (29)..(29)

<223> Xaa is a D-Ala

<220>

<221> MOD_RES

<222> (39)..(39)

<223> Ser is modified with an NH₂ group

<400> 138

His Xaa His Gly Thr Phe Thr Ser Asp Leu Ser Lys Gln Lys Asp Ser
1 5 10 15

Lys Ala Ala Gln Leu Phe Ile Glu Trp Leu Lys Ala Xaa Gly Pro Ser
20 25 30

Ser Gly Ala Pro Pro Pro Ser
35

<210> 139

<211> 39

<212> PRT

<213> Artificial Sequence

<220>

<223> Exendin-4-analogue

<220>
 <221> MOD_RES
 <222> (2)..(2)
 <223> Xaa is a D-Ser

<220>
 <221> MOD_RES
 <222> (14)..(14)
 <223> Lys is functionalized at the amino side chain group as
 Lys((S)-4-carboxy-4-henicosanoyl amino-butyryl)

<220>
 <221> MOD_RES
 <222> (39)..(39)
 <223> Ser is modified with an NH2 group

<400> 139

His Xaa Gln Gly Thr Phe Thr Ser Asp Leu Ser Lys Gln Lys Asp Ser
 1 5 10 15

Lys Ala Ala Gln Asp Phe Ile Glu Trp Leu Lys Ala Gly Gly Pro Ser
 20 25 30

Ser Gly Ala Pro Pro Pro Ser
 35

<210> 140
 <211> 39
 <212> PRT
 <213> Artificial Sequence

<220>
 <223> Exendin-4-analogue

<220>
 <221> MOD_RES
 <222> (2)..(2)
 <223> Xaa is a D-Ser

<220>
 <221> MOD_RES
 <222> (14)..(14)
 <223> Lys is functionalized at the amino side chain group as
 Lys((S)-4-carboxy-4-((S)-4-carboxy-4-hexadecanoyl amino-butyryl amino)-butyryl)

<220>
 <221> MOD_RES
 <222> (39)..(39)
 <223> Ser is modified with an NH2 group

<400> 140

His Xaa Gln Gly Thr Phe Thr Ser Asp Leu Ser Lys Gln Lys Asp Ser
 1 5 10 15

Lys Ala Ala Gln Asp Phe Ile Glu Trp Leu Lys Ala Gly Gly Pro Ser
 20 25 30

Ser Gly Ala Pro Pro Pro Ser

35

<210> 141
 <211> 39
 <212> PRT
 <213> Arti fi ci al Sequence

<220>
 <223> Exendi n-4-anal ogue

<220>
 <221> MOD_RES
 <222> (2).. (2)
 <223> Xaa i s a D-Ser

<220>
 <221> MOD_RES
 <222> (14).. (14)
 <223> Lys i s functional ized at the ami no side chain group as
 Lys(6-[(4, 4-di phenyl -cycl ohexyl oxy) -hydroxy-phosphoryl oxy] -hexano
 yl)

<220>
 <221> MOD_RES
 <222> (39).. (39)
 <223> Ser i s modi fied wi th an NH2 group

<400> 141

Hi s Xaa Gl n Gly Thr Phe Thr Ser Asp Leu Ser Lys Gl n Lys Asp Ser
 1 5 10 15

Lys Ala Ala Gl n Asp Phe Ile Gl u Trp Leu Lys Ala Gly Gly Pro Ser
 20 25 30

Ser Gly Ala Pro Pro Pro Ser
 35

<210> 142
 <211> 39
 <212> PRT
 <213> Arti fi ci al Sequence

<220>
 <223> Exendi n-4-anal ogue

<220>
 <221> MOD_RES
 <222> (2).. (2)
 <223> Xaa i s a D-Ser

<220>
 <221> MOD_RES
 <222> (14).. (14)
 <223> Lys i s functional ized at the ami no side chain group as
 Lys((S)-4-carboxy-4-i cosanoyl ami no-butyryl)

<220>
 <221> MOD_RES
 <222> (39).. (39)
 <223> Ser i s modi fied wi th an NH2 group

<400> 142

Hi s Xaa Gl n Gly Thr Phe Thr Ser Asp Leu Ser Lys Gl n Lys Asp Ser
 1 5 10 15

Lys Ala Ala Gl n Asp Phe Ile Gl u Trp Leu Lys Ala Gly Gly Pro Ser
 20 25 30

Ser Gly Ala Pro Pro Pro Ser
 35

<210> 143

<211> 39

<212> PRT

<213> Arti fi ci al Sequence

<220>

<223> Exendi n-4-anal ogue

<220>

<221> MOD_RES

<222> (2).. (2)

<223> Xaa i s a D-Ser

<220>

<221> MOD_RES

<222> (14).. (14)

<223> Lys i s functional ized at the ami no side chain group as
 Lys((S)-4-carboxy-4-octadecanoyl ami no-buteryl)

<220>

<221> MOD_RES

<222> (29).. (29)

<223> Xaa i s a D-Al a

<220>

<221> MOD_RES

<222> (39).. (39)

<223> Ser i s modi fied wi th an NH2 group

<400> 143

Hi s Xaa Gl n Gly Thr Phe Thr Ser Asp Leu Ser Lys Gl n Lys Asp Ser
 1 5 10 15

Lys Ala Ala Gl n Asp Phe Ile Gl u Trp Leu Lys Ala Xaa Gly Pro Ser
 20 25 30

Ser Gly Ala Pro Pro Pro Ser
 35

<210> 144

<211> 39

<212> PRT

<213> Arti fi ci al Sequence

<220>

<223> Exendi n-4-anal ogue

<220>

<221> MOD_RES
 <222> (2).. (2)
 <223> Xaa i s a D-Ser

<220>
 <221> MOD_RES
 <222> (14).. (14)
 <223> Lys i s functionalized at the amino side chain group as
 Lys((S)-4-carboxy-4-hexadecanoyl ami no-buteryl)

<220>
 <221> MOD_RES
 <222> (19).. (19)
 <223> Xaa i s an Aib ami no aci d

<220>
 <221> MOD_RES
 <222> (39).. (39)
 <223> Ser i s modi fied wi th an NH2 group

<400> 144

Hi s Xaa Gln Gly Thr Phe Thr Ser Asp Leu Ser Lys Gln Lys Asp Ser
 1 5 10 15

Lys Ala Xaa Gln Asp Phe Ile Glu Trp Leu Lys Ala Gly Gly Pro Ser
 20 25 30

Ser Gly Ala Pro Pro Pro Ser
 35

<210> 145
 <211> 39
 <212> PRT
 <213> Arti fici al Sequence

<220>
 <223> Exendi n-4-anal ogue

<220>
 <221> MOD_RES
 <222> (2).. (2)
 <223> Xaa i s a D-Ser

<220>
 <221> MOD_RES
 <222> (14).. (14)
 <223> Lys i s functionalized at the amino side chain group as
 Lys((S)-4-carboxy-4-hexadecanoyl ami no-buteryl)

<220>
 <221> MOD_RES
 <222> (39).. (39)
 <223> Ser i s modi fied wi th an NH2 group

<400> 145

Hi s Xaa Gln Gly Thr Phe Thr Ser Asp Leu Ser Lys Gln Lys Asp Ser
 1 5 10 15

Lys Ala Ser Gln Asp Phe Ile Glu Trp Leu Lys Ala Gly Gly Pro Ser
 20 25 30

Ser Gly Ala Pro Pro Pro Ser
35

<210> 146
<211> 39
<212> PRT
<213> Artificial Sequence

<220>
<223> Exendin-4-analogue

<220>
<221> MOD_RES
<222> (2)..(2)
<223> Xaa is a D-Ser

<220>
<221> MOD_RES
<222> (14)..(14)
<223> Lys is functionalized at the amino side chain group as
Lys((S)-4-carboxy-4-hexadecanoyl amino-butyryl)

<220>
<221> MOD_RES
<222> (39)..(39)
<223> Ser is modified with an NH2 group

<400> 146

His Xaa Gln Gly Thr Phe Thr Ser Asp Leu Ser Lys Gln Lys Asp Ser
1 5 10 15

Lys Ala Leu Gln Asp Phe Ile Glu Trp Leu Lys Ala Gly Gly Pro Ser
20 25 30

Ser Gly Ala Pro Pro Pro Ser
35

<210> 147
<211> 39
<212> PRT
<213> Artificial Sequence

<220>
<223> Exendin-4-analogue

<220>
<221> MOD_RES
<222> (2)..(2)
<223> Xaa is a D-Ser

<220>
<221> MOD_RES
<222> (14)..(14)
<223> Lys is functionalized at the amino side chain group as
Lys((S)-4-carboxy-4-hexadecanoyl amino-butyryl)

<220>
<221> MOD_RES
<222> (39)..(39)
<223> Ser is modified with an NH2 group

<400> 147

His Xaa Gln Gly Thr Phe Thr Ser Asp Leu Ser Lys Gln Lys Asp Ser
1 5 10 15

Lys Ala Ala Gln Asp Phe Ile Glu Trp Lys Lys Ala Gly Gly Pro Ser
20 25 30

Ser Gly Ala Pro Pro Pro Ser
35

<210> 148

<211> 39

<212> PRT

<213> Artificial Sequence

<220>

<223> Exendin-4-analogue

<220>

<221> MOD_RES

<222> (2)..(2)

<223> Xaa is an Aib amino acid

<220>

<221> MOD_RES

<222> (14)..(14)

<223> Lys is functionalized at the amino side chain group as
Lys((S)-4-carboxy-4-octadecanoyl amino-butyl)

<220>

<221> MOD_RES

<222> (29)..(29)

<223> Xaa is a D-Ala

<220>

<221> MOD_RES

<222> (39)..(39)

<223> Ser is modified with an NH2 group

<400> 148

His Xaa Gln Gly Thr Phe Thr Ser Asp Leu Ser Lys Gln Lys Asp Ser
1 5 10 15

Lys Ala Ala Gln Leu Phe Ile Glu Trp Leu Lys Ala Xaa Gly Pro Ser
20 25 30

Ser Gly Ala Pro Pro Pro Ser
35

<210> 149

<211> 39

<212> PRT

<213> Artificial Sequence

<220>

<223> Exendin-4-analogue

```

<220>
<221> MOD_RES
<222> (2)..(2)
<223> Xaa i s an Ai b ami no aci d

<220>
<221> MOD_RES
<222> (14)..(14)
<223> Lys i s functionalized at the amino side chain group as
Lys((S)-4-carboxy-4-heni cosanoyl ami no-buteryl )

<220>
<221> MOD_RES
<222> (29)..(29)
<223> Xaa i s a D-Al a

<220>
<221> MOD_RES
<222> (39)..(39)
<223> Ser i s modi fied wi th an NH2 group

<400> 149

Hi s Xaa Gln Gly Thr Phe Thr Ser Asp Leu Ser Lys Gln Lys Asp Ser
1 5 10 15

Lys Ala Ala Gln Leu Phe Ile Glu Trp Leu Lys Ala Xaa Gly Pro Ser
20 25 30

Ser Gly Ala Pro Pro Pro Ser
35

<210> 150
<211> 39
<212> PRT
<213> Arti fici al Sequence

<220>
<223> Exendi n-4-anal ogue

<220>
<221> MOD_RES
<222> (2)..(2)
<223> Xaa i s a D-Ser

<220>
<221> MOD_RES
<222> (14)..(14)
<223> Lys i s functionalized at the amino side chain group as
Lys((S)-4-carboxy-4-hexadecanoyl ami no-buteryl )

<220>
<221> MOD_RES
<222> (39)..(39)
<223> Ser i s modi fied wi th an NH2 group

<400> 150

Hi s Xaa Gln Gly Thr Phe Thr Ser Asp Leu Ser Lys Gln Lys Glu Ser
1 5 10 15

Leu Ala Ala Gln Asp Phe Ile Glu Trp Leu Lys Ala Gly Gly Pro Ser
20 25 30

```

Ser Gly Ala Pro Pro Pro Ser
35

<210> 151
<211> 39
<212> PRT
<213> Artificial Sequence

<220>
<223> Exendin-4-analogue

<220>
<221> MOD_RES
<222> (2)..(2)
<223> Xaa is a D-Ser

<220>
<221> MOD_RES
<222> (14)..(14)
<223> Lys is functionalized at the amino side chain group as
Lys((S)-4-carboxy-4-hexadecanoyl amino-buteryl)

<220>
<221> MOD_RES
<222> (39)..(39)
<223> Ser is modified with an NH2 group

<400> 151

His Xaa Gln Gly Thr Phe Thr Ser Asp Leu Ser Lys Gln Lys Asp Glu
1 5 10 15

Gln Ala Ala Lys Asp Phe Ile Glu Trp Leu Lys Ala Gly Gly Pro Ser
20 25 30

Ser Gly Ala Pro Pro Pro Ser
35

<210> 152
<211> 39
<212> PRT
<213> Artificial Sequence

<220>
<223> Exendin-4-analogue

<220>
<221> MOD_RES
<222> (2)..(2)
<223> Xaa is an Aib amino acid

<220>
<221> MOD_RES
<222> (14)..(14)
<223> Lys is functionalized at the amino side chain group as
Lys((S)-4-carboxy-4-octadecanoyl amino-buteryl)

<220>
<221> MOD_RES
<222> (39)..(39)

<223> Ser is modified with an NH₂ group

<400> 152

His Xaa Gln Gly Thr Phe Thr Ser Asp Leu Ser Lys Gln Lys Asp Glu
1 5 10 15

Gln Arg Ala Lys Glu Phe Ile Glu Trp Leu Lys Ala Gly Gly Pro Ser
20 25 30

Ser Gly Ala Pro Pro Pro Ser
35

<210> 153

<211> 39

<212> PRT

<213> Artificial Sequence

<220>

<223> Exendin-4-analogue

<220>

<221> MOD_RES

<222> (2)..(2)

<223> Xaa is an Aib amino acid

<220>

<221> MOD_RES

<222> (14)..(14)

<223> Lys is functionalized at the amino side chain group as
Lys((S)-4-carboxy-4-octadecanoyl amino-butyl)

<220>

<221> MOD_RES

<222> (29)..(29)

<223> Xaa is a D-Ala

<220>

<221> MOD_RES

<222> (39)..(39)

<223> Ser is modified with an NH₂ group

<400> 153

His Xaa Gln Gly Thr Phe Thr Ser Asp Leu Ser Lys Gln Lys Asp Glu
1 5 10 15

Gln Ala Ala Lys Leu Phe Ile Glu Trp Leu Lys Ala Xaa Gly Pro Ser
20 25 30

Ser Gly Ala Pro Pro Pro Ser
35

<210> 154

<211> 39

<212> PRT

<213> Artificial Sequence

<220>

<223> Exendin-4-analogue

<220>
 <221> MOD_RES
 <222> (2)..(2)
 <223> Xaa is an Aib amino acid

<220>
 <221> MOD_RES
 <222> (14)..(14)
 <223> Lys is functionalized at the amino side chain group as
 Lys((S)-4-carboxy-4-octadecanoyl amino-buteryl)

<220>
 <221> MOD_RES
 <222> (39)..(39)
 <223> Ser is modified with an NH2 group

<400> 154

His Xaa Gln Gly Thr Phe Thr Ser Asp Leu Ser Lys Gln Lys Glu Ser
 1 5 10 15

Gln Ala Ala Gln Asp Phe Ile Glu Trp Leu Lys Ala Gly Gly Pro Ser
 20 25 30

Ser Gly Ala Pro Pro Pro Ser
 35

<210> 155
 <211> 39
 <212> PRT
 <213> Artificial Sequence

<220>
 <223> Exendin-4-analogue

<220>
 <221> MOD_RES
 <222> (2)..(2)
 <223> Xaa is an Aib amino acid

<220>
 <221> MOD_RES
 <222> (14)..(14)
 <223> Lys is functionalized at the amino side chain group as
 Lys((S)-4-carboxy-4-hexadecanoyl amino-buteryl)

<220>
 <221> MOD_RES
 <222> (39)..(39)
 <223> Ser is modified with an NH2 group

<400> 155

His Xaa Gln Gly Thr Phe Thr Ser Asp Leu Ser Lys Gln Lys Asp Ser
 1 5 10 15

Gln Ala Ala Gln Asp Phe Ile Glu Trp Leu Lys Ala Gly Gly Pro Ser
 20 25 30

Ser Gly Ala Pro Pro Pro Ser
 35

<210> 156
 <211> 39
 <212> PRT
 <213> Arti fi ci al Sequence

<220>
 <223> Exendi n-4-anal ogue

<220>
 <221> MOD_RES
 <222> (2).. (2)
 <223> Xaa i s an Ai b ami no aci d

<220>
 <221> MOD_RES
 <222> (14).. (14)
 <223> Lys i s functionalized at the ami no side chain group as
 Lys((S)-4-carboxy-4-octadecanoyl ami no-buteryl)

<220>
 <221> MOD_RES
 <222> (39).. (39)
 <223> Ser i s modi fied wi th an NH2 group

<400> 156

Hi s Xaa Gl n Gly Thr Phe Thr Ser Asp Leu Ser Lys Gl n Lys Asp Ser
 1 5 10 15

Gl n Ala Ala Gl n Asp Phe Ile Gl u Trp Leu Lys Ala Gly Gly Pro Ser
 20 25 30

Ser Gly Ala Pro Pro Pro Ser
 35

<210> 157
 <211> 39
 <212> PRT
 <213> Arti fi ci al Sequence

<220>
 <223> Exendi n-4-anal ogue

<220>
 <221> MOD_RES
 <222> (2).. (2)
 <223> Xaa i s a D-Ser

<220>
 <221> MOD_RES
 <222> (14).. (14)
 <223> Lys i s functionalized at the ami no side chain group as
 Lys((S)-4-carboxy-4-octadecanoyl ami no-buteryl)

<220>
 <221> MOD_RES
 <222> (39).. (39)
 <223> Ser i s modi fied wi th an NH2 group

<400> 157

His Xaa Gln Gly Thr Phe Thr Ser Asp Leu Ser Lys Gln Lys Asp Ser
 1 5 10 15

Gln Ala Ala Gln Asp Phe Ile Glu Trp Leu Lys Ala Gly Gly Pro Ser
 20 25 30

Ser Gly Ala Pro Pro Pro Ser
 35

<210> 158
 <211> 39
 <212> PRT
 <213> Arti fi ci al Sequence

<220>
 <223> Exendi n-4-anal ogue

<220>
 <221> MOD_RES
 <222> (2)..(2)
 <223> Xaa i s an Ai b ami no aci d

<220>
 <221> MOD_RES
 <222> (14)..(14)
 <223> Lys i s functionalized at the ami no side chain group as
 Lys((S)-4-carboxy-4-octadecanoyl ami no-buteryl)

<220>
 <221> MOD_RES
 <222> (29)..(29)
 <223> Xaa i s a D-Al a

<220>
 <221> MOD_RES
 <222> (39)..(39)
 <223> Ser i s modi fi ed wi th an NH2 group

<400> 158

His Xaa Gln Gly Thr Phe Thr Ser Asp Leu Ser Lys Gln Lys Asp Ser
 1 5 10 15

Gln Ala Ala Gln Leu Phe Ile Glu Trp Leu Lys Ala Xaa Gly Pro Ser
 20 25 30

Ser Gly Ala Pro Pro Pro Ser
 35

<210> 159
 <211> 39
 <212> PRT
 <213> Arti fi ci al Sequence

<220>
 <223> Exendi n-4-anal ogue

<220>
 <221> MOD_RES
 <222> (2)..(2)

<223> Xaa is an Aib amino acid

<220>

<221> MOD_RES

<222> (14)..(14)

<223> Lys is functionalized at the amino side chain group as
Lys((S)-4-carboxy-4-henicosanoyl amino-buteryl)

<220>

<221> MOD_RES

<222> (29)..(29)

<223> Xaa is a D-Ala

<220>

<221> MOD_RES

<222> (39)..(39)

<223> Ser is modified with an NH₂ group

<400> 159

His	Xaa	Gln	Gly	Thr	Phe	Thr	Ser	Asp	Leu	Ser	Lys	Gln	Lys	Asp	Ser
1				5					10					15	

Gln	Ala	Ala	Gln	Leu	Phe	Ile	Glu	Trp	Leu	Lys	Ala	Xaa	Gly	Pro	Ser
			20					25					30		

Ser	Gly	Ala	Pro	Pro	Pro	Ser
			35			

<210> 160

<211> 39

<212> PRT

<213> Artificial Sequence

<220>

<223> Exendin-4-analogue

<220>

<221> MOD_RES

<222> (2)..(2)

<223> Xaa is a D-Ser

<220>

<221> MOD_RES

<222> (14)..(14)

<223> Lys is functionalized at the amino side chain group as
Lys((S)-4-carboxy-4-((9Z, 12Z)-octadeca-9, 12-dienoyl amino)-buteryl)
)

<220>

<221> MOD_RES

<222> (39)..(39)

<223> Ser is modified with an NH₂ group

<400> 160

His	Xaa	Gln	Gly	Thr	Phe	Thr	Ser	Asp	Leu	Ser	Lys	Gln	Lys	Glu	Ser
1				5					10					15	

Arg	Ala	Ala	Gln	Asp	Phe	Ile	Glu	Trp	Leu	Lys	Ala	Gly	Gly	Pro	Ser
			20					25					30		

Ser Gly Ala Pro Pro Pro Ser
35

<210> 161
<211> 39
<212> PRT
<213> Arti fi ci al Sequence

<220>
<223> Exendi n-4-anal ogue

<220>
<221> MOD_RES
<222> (2).. (2)
<223> Xaa i s a D-Ser

<220>
<221> MOD_RES
<222> (14).. (14)
<223> Lys i s functionalized at the amino side chain group as
Lys((S)-4-carboxy-4-octadecanoyl ami no-buteryl)

<220>
<221> MOD_RES
<222> (29).. (29)
<223> Xaa i s a D-Al a

<220>
<221> MOD_RES
<222> (39).. (39)
<223> Ser i s modi fied wi th an NH2 group

<400> 161

Hi s Xaa Gl n Gly Thr Phe Thr Ser Asp Leu Ser Lys Gl n Lys Asp Ser
1 5 10 15

Arg Arg Ala Gl n Asp Phe Ile Gl u Trp Leu Lys Ala Xaa Gly Pro Ser
20 25 30

Ser Gly Ala Pro Pro Pro Ser
35

<210> 162
<211> 39
<212> PRT
<213> Arti fi ci al Sequence

<220>
<223> Exendi n-4-anal ogue

<220>
<221> MOD_RES
<222> (2).. (2)
<223> Xaa i s an Ai b ami no aci d

<220>
<221> MOD_RES
<222> (14).. (14)
<223> Lys i s functionalized at the amino side chain group as
Lys((S)-4-carboxy-4-octadecanoyl ami no-buteryl)

<220>
 <221> MOD_RES
 <222> (39)..(39)
 <223> Ser is modified with an NH2 group
 <400> 162
 His Xaa Gln Gly Thr Phe Thr Ser Asp Leu Ser Lys Gln Lys Asp Ser
 1 5 10 15

Arg Arg Ala Gln Asp Phe Ile Glu Trp Leu Lys Ala Gly Gly Pro Ser
 20 25 30

Ser Gly Ala Pro Pro Pro Ser
 35

<210> 163
 <211> 39
 <212> PRT
 <213> Artificial Sequence

<220>
 <223> Exendin-4-analogue

<220>
 <221> MOD_RES
 <222> (2)..(2)
 <223> Xaa is a D-Ser

<220>
 <221> MOD_RES
 <222> (14)..(14)
 <223> Lys is functionalized at the amino side chain group as
 Lys((S)-4-carboxy-4-octadecanoyl amino-buteryl)

<220>
 <221> MOD_RES
 <222> (39)..(39)
 <223> Ser is modified with an NH2 group

<400> 163
 His Xaa Gln Gly Thr Phe Thr Ser Asp Leu Ser Lys Gln Lys Asp Ser
 1 5 10 15

Arg Arg Ala Gln Asp Phe Ile Glu Trp Leu Lys Ala Gly Gly Pro Ser
 20 25 30

Ser Gly Ala Pro Pro Pro Ser
 35

<210> 164
 <211> 39
 <212> PRT
 <213> Artificial Sequence

<220>
 <223> Exendin-4-analogue

<220>

<221> MOD_RES
 <222> (2).. (2)
 <223> Xaa i s a D-Ser

<220>
 <221> MOD_RES
 <222> (14).. (14)
 <223> Lys i s functionalized at the amino side chain group as
 Lys((S)-4-carboxy-4-octadecanoyl ami no-buteryl)

<220>
 <221> MOD_RES
 <222> (28).. (28)
 <223> Xaa i s an Aib ami no aci d

<220>
 <221> MOD_RES
 <222> (39).. (39)
 <223> Ser i s modi fied wi th an NH2 group

<400> 164

Hi s Xaa Gln Gly Thr Phe Thr Ser Asp Leu Ser Lys Gln Lys Asp Ser
 1 5 10 15

Lys Ala Ala Gln Asp Phe Ile Glu Trp Leu Lys Xaa Gly Gly Pro Ser
 20 25 30

Ser Gly Ala Pro Pro Pro Ser
 35

<210> 165
 <211> 39
 <212> PRT
 <213> Arti fici al Sequence

<220>
 <223> Exendi n-4-anal ogue

<220>
 <221> MOD_RES
 <222> (2).. (2)
 <223> Xaa i s a D-Ser

<220>
 <221> MOD_RES
 <222> (14).. (14)
 <223> Lys i s functionalized at the amino side chain group as
 Lys((S)-4-carboxy-4-hexadecanoyl ami no-buteryl)

<220>
 <221> MOD_RES
 <222> (39).. (39)
 <223> Ser i s modi fied wi th an NH2 group

<400> 165

Hi s Xaa Gln Gly Thr Phe Thr Ser Asp Leu Ser Lys Gln Lys Glu Ser
 1 5 10 15

Arg Arg Ala Gln Asp Phe Ile Glu Trp Leu Lys Glu Gly Gly Pro Ser
 20 25 30

Ser Gly Lys Pro Pro Pro Ser
35

<210> 166
<211> 39
<212> PRT
<213> Artificial Sequence

<220>
<223> Exendin-4-analogue

<220>
<221> MOD_RES
<222> (2)..(2)
<223> Xaa is a D-Ser

<220>
<221> MOD_RES
<222> (14)..(14)
<223> Lys is functionalized at the amino side chain group as
Lys((S)-4-carboxy-4-octadecanoyl amino-buteryl)

<220>
<221> MOD_RES
<222> (39)..(39)
<223> Ser is modified with an NH2 group

<400> 166

His Xaa Gln Gly Thr Phe Thr Ser Asp Leu Ser Lys Gln Lys Asp Ser
1 5 10 15

Gln Ala Ala Gln Asp Phe Ile Glu Trp Leu Lys Asn Thr Gly Pro Ser
20 25 30

Ser Gly Ala Pro Pro Pro Ser
35

<210> 167
<211> 39
<212> PRT
<213> Artificial Sequence

<220>
<223> Exendin-4-analogue

<220>
<221> MOD_RES
<222> (2)..(2)
<223> Xaa is a D-Ser

<220>
<221> MOD_RES
<222> (14)..(14)
<223> Lys is functionalized at the amino side chain group as
Lys((S)-4-carboxy-4-(3-[3-((2S, 3R, 4S, 5R)-5-carboxy-2,3,4,5-tetrahydroxy-pentanoyl amino)-propionyl amino]-propionyl amino)-buteryl)

<220>
<221> MOD_RES
<222> (39)..(39)

<223> Ser is modified with an NH2 group

<400> 167

His Xaa Gln Gly Thr Phe Thr Ser Asp Leu Ser Lys Gln Lys Asp Ser
1 5 10 15

Arg Arg Ala Gln Asp Phe Ile Glu Trp Leu Lys Asn Gly Gly Pro Ser
20 25 30

Ser Gly Ala Pro Pro Pro Ser
35

<210> 168

<211> 39

<212> PRT

<213> Artificial Sequence

<220>

<223> Exendin-4-analogue

<220>

<221> MOD_RES

<222> (2)..(2)

<223> Xaa is a D-Ser

<220>

<221> MOD_RES

<222> (14)..(14)

<223> Lys is functionalized at the amino side chain group as
Lys((S)-4-carboxy-4-((9Z, 12Z)-octadeca-9, 12-dienoyl amino)-butyryl
)

<220>

<221> MOD_RES

<222> (39)..(39)

<223> Ser is modified with an NH2 group

<400> 168

His Xaa Gln Gly Thr Phe Thr Ser Asp Leu Ser Lys Gln Lys Asp Ser
1 5 10 15

Arg Arg Ala Gln Asp Phe Ile Glu Trp Leu Lys Asn Gly Gly Pro Ser
20 25 30

Ser Gly Ala Pro Pro Pro Ser
35

<210> 169

<211> 39

<212> PRT

<213> Artificial Sequence

<220>

<223> Exendin-4-analogue

<220>

<221> MOD_RES

<222> (2)..(2)

<223> Xaa i s a D-Ser

<220>

<221> MOD_RES

<222> (14).. (14)

<223> Lys i s functionalized at the amino side chain group as
Lys((S)-4-carboxy-4-[6-((2S, 3R, 4S, 5R)-5-carboxy-2, 3, 4, 5-tetrahydr
oxy-pentanoyl ami no)-hexanoyl ami no)-butyryl)

<220>

<221> MOD_RES

<222> (39).. (39)

<223> Ser i s modi fied wi th an NH2 group

<400> 169

Hi s Xaa Gl n Gly Thr Phe Thr Ser Asp Leu Ser Lys Gl n Lys Asp Ser
1 5 10 15

Arg Arg Ala Gl n Asp Phe Ile Gl u Trp Leu Lys Asn Gly Gly Pro Ser
20 25 30

Ser Gly Ala Pro Pro Pro Ser
35

<210> 170

<211> 39

<212> PRT

<213> Arti fici al Sequence

<220>

<223> Exendi n-4-anal ogue

<220>

<221> MOD_RES

<222> (2).. (2)

<223> Xaa i s a D-Ser

<220>

<221> MOD_RES

<222> (14).. (14)

<223> Lys i s functionalized at the amino side chain group as
Lys((S)-4-carboxy-4-((2S, 3R, 4S, 5R)-5-carboxy-2, 3, 4, 5-tetrahydroxy
-pentanoyl ami no)-butyryl)

<220>

<221> MOD_RES

<222> (39).. (39)

<223> Ser i s modi fied wi th an NH2 group

<400> 170

Hi s Xaa Gl n Gly Thr Phe Thr Ser Asp Leu Ser Lys Gl n Lys Asp Ser
1 5 10 15

Arg Arg Ala Gl n Asp Phe Ile Gl u Trp Leu Lys Asn Gly Gly Pro Ser
20 25 30

Ser Gly Ala Pro Pro Pro Ser
35

<210> 171
 <211> 39
 <212> PRT
 <213> Arti fi ci al Sequence

<220>
 <223> Exendi n-4-anal ogue

<220>
 <221> MOD_RES
 <222> (2).. (2)
 <223> Xaa i s a D-Ser

<220>
 <221> MOD_RES
 <222> (14).. (14)
 <223> Lys i s functionalized at the amino side chain group as
 Lys((S)-4-carboxy-4-[11-((2S, 3R, 4R, 5R)-2, 3, 4, 5, 6-pentahydroxy-hex
 yl carbamoyl)-undecanoyl ami no]-butyryl)

<220>
 <221> MOD_RES
 <222> (39).. (39)
 <223> Ser i s modi fied wi th an NH2 group

<400> 171

Hi s Xaa Gln Gly Thr Phe Thr Ser Asp Leu Ser Lys Gln Lys Asp Ser
 1 5 10 15

Arg Arg Ala Gln Asp Phe Ile Glu Trp Leu Lys Asn Gly Gly Pro Ser
 20 25 30

Ser Gly Ala Pro Pro Pro Ser
 35

<210> 172
 <211> 39
 <212> PRT
 <213> Arti fi ci al Sequence

<220>
 <223> Exendi n-4-anal ogue

<220>
 <221> MOD_RES
 <222> (2).. (2)
 <223> Xaa i s a D-Ser

<220>
 <221> MOD_RES
 <222> (14).. (14)
 <223> Lys i s functionalized at the amino side chain group as
 Lys((S)-4-carboxy-4-hexadecanoyl ami no-butyryl)

<220>
 <221> MOD_RES
 <222> (39).. (39)
 <223> Ser i s modi fied wi th an NH2 group

<400> 172

Hi s Xaa Gln Gly Thr Phe Thr Ser Asp Leu Ser Lys Gln Lys Glu Ser
 Page 101

1

5

10

15

Arg Arg Ala Gln Asp Phe Ile Glu Trp Leu Lys Arg Gly Gly Pro Ser
 20 25 30

Ser Gly Glu Pro Pro Pro Ser
 35

<210> 173
 <211> 39
 <212> PRT
 <213> Arti f i c i a l Sequence

<220>
 <223> Exendi n-4-anal ogue

<220>
 <221> MOD_RES
 <222> (2).. (2)
 <223> Xaa i s a D-Ser

<220>
 <221> MOD_RES
 <222> (14).. (14)
 <223> Lys i s functional ized at the ami no side chain group as
 Lys((S)-4-carboxy-4-hexadecanoyl ami no-buteryl)

<220>
 <221> MOD_RES
 <222> (39).. (39)
 <223> Ser i s modi fied wi th an NH2 group

<400> 173

His Xaa Gln Gly Thr Phe Thr Ser Asp Leu Ser Lys Gln Lys Asp Ser
 1 5 10 15

Lys Ala Ala Gln Asp Phe Ile Glu Trp Leu Lys Ser Gly Gly Pro Ser
 20 25 30

Ser Gly Ala Pro Pro Pro Ser
 35

<210> 174
 <211> 39
 <212> PRT
 <213> Arti f i c i a l Sequence

<220>
 <223> Exendi n-4-anal ogue

<220>
 <221> MOD_RES
 <222> (2).. (2)
 <223> Xaa i s an Ai b ami no aci d

<220>
 <221> MOD_RES
 <222> (14).. (14)
 <223> Lys i s functional ized at the ami no side chain group as

eol f-seql . txt
Lys((S)-4-carboxy-4-octadecanoyl amino-buteryl)

<220>
<221> MOD_RES
<222> (39).. (39)
<223> Ser is modified with an NH2 group

<400> 174

His Xaa Gln Gly Thr Phe Thr Ser Asp Leu Ser Lys Gln Lys Asp Glu
1 5 10 15

Gln Arg Ala Lys Glu Phe Ile Glu Trp Leu Lys Ser Gly Gly Pro Ser
20 25 30

Ser Gly Ala Pro Pro Pro Ser
35

<210> 175
<211> 39
<212> PRT
<213> Artificial Sequence

<220>
<223> Exendin-4-analogue

<220>
<221> MOD_RES
<222> (2).. (2)
<223> Xaa is an Aib amino acid

<220>
<221> MOD_RES
<222> (14).. (14)
<223> Lys is functionalized at the amino side chain group as
Lys((S)-4-carboxy-4-octadecanoyl amino-buteryl)

<220>
<221> MOD_RES
<222> (39).. (39)
<223> Ser is modified with an NH2 group

<400> 175

His Xaa Gln Gly Thr Phe Thr Ser Asp Leu Ser Lys Gln Lys Asp Glu
1 5 10 15

Gln Arg Ala Lys Asp Phe Ile Glu Trp Leu Lys Ser Gly Gly Pro Ser
20 25 30

Ser Gly Ala Pro Pro Pro Ser
35

<210> 176
<211> 39
<212> PRT
<213> Artificial Sequence

<220>
<223> Exendin-4-analogue

<220>
 <221> MOD_RES
 <222> (2).. (2)
 <223> Xaa is an Aib amino acid

<220>
 <221> MOD_RES
 <222> (14).. (14)
 <223> Lys is functionalized at the amino side chain group as
 Lys((S)-4-carboxy-4-octadecanoyl amino-buteryl)

<220>
 <221> MOD_RES
 <222> (39).. (39)
 <223> Ser is modified with an NH₂ group

<400> 176

His Xaa Gln Gly Thr Phe Thr Ser Asp Leu Ser Lys Gln Lys Asp Glu
 1 5 10 15

Gln Arg Ala Lys Glu Phe Ile Glu Trp Leu Lys Ser Gly Gly Pro Ser
 20 25 30

Ser Gly Ala Pro Pro Pro Ser
 35

<210> 177
 <211> 39
 <212> PRT
 <213> Artificial Sequence

<220>
 <223> Exendin-4-analogue

<220>
 <221> MOD_RES
 <222> (2).. (2)
 <223> Xaa is a D-Ser

<220>
 <221> MOD_RES
 <222> (14).. (14)
 <223> Lys is functionalized at the amino side chain group as
 Lys((S)-4-carboxy-4-hexadecanoyl amino-buteryl)

<220>
 <221> MOD_RES
 <222> (39).. (39)
 <223> Ser is modified with an NH-(CH₂-CH₂-O)₂₄-CH₂-CH₂-COOH group

<400> 177

His Xaa Gln Gly Thr Phe Thr Ser Asp Leu Ser Lys Gln Lys Glu Ser
 1 5 10 15

Lys Ala Ala Gln Asp Phe Ile Glu Trp Leu Lys Ala Gly Gly Pro Ser
 20 25 30

Ser Gly Ala Pro Pro Pro Ser
 35

<210> 178
 <211> 39
 <212> PRT
 <213> Arti fi ci al Sequence

<220>
 <223> Exendi n-4-anal ogue

<220>
 <221> MOD_RES
 <222> (2).. (2)
 <223> Xaa i s a D-Ser

<220>
 <221> MOD_RES
 <222> (14).. (14)
 <223> Lys i s functionalized at the ami no side chain group as
 Lys((S)-4-carboxy-4-hexadecanoyl ami no-butyryl)

<220>
 <221> MOD_RES
 <222> (39).. (39)
 <223> Ser i s modi fied wi th an NH-(CH₂-CH₂-O)₄-CH₂-CH₂-COOH group

<400> 178

Hi s Xaa Gln Gly Thr Phe Thr Ser Asp Leu Ser Lys Gln Lys Gl u Ser
 1 5 10 15

Lys Ala Ala Gln Asp Phe Ile Gl u Trp Leu Lys Ala Gly Gly Pro Ser
 20 25 30

Ser Gly Ala Pro Pro Pro Ser
 35

<210> 179
 <211> 39
 <212> PRT
 <213> Arti fi ci al Sequence

<220>
 <223> Exendi n-4-anal ogue

<220>
 <221> MOD_RES
 <222> (3).. (3)
 <223> Gln i s an al pha-N-MeGln

<220>
 <221> MOD_RES
 <222> (14).. (14)
 <223> Lys i s functionalized at the ami no side chain group as
 Lys((S)-4-carboxy-4-hexadecanoyl ami no-butyryl)

<220>
 <221> MOD_RES
 <222> (39).. (39)
 <223> Ser i s modi fied wi th an NH₂ group

<400> 179

eof-seql.txt

His Ser Gln Gly Thr Phe Thr Ser Asp Leu Ser Lys Gln Lys Glu Ser
1 5 10 15

Arg Arg Ala Gln Asp Phe Ile Glu Trp Leu Lys Asn Gly Gly Pro Ser
20 25 30

Ser Gly Ala Pro Pro Pro Ser
35

<210> 180
<211> 39
<212> PRT
<213> Artificial Sequence

<220>
<223> Exendin-4-analogue

<220>
<221> MOD_RES
<222> (3)..(3)
<223> Gln is an alpha-N-MeGln

<220>
<221> MOD_RES
<222> (14)..(14)
<223> Lys is functionalized at the amino side chain group as
Lys((S)-4-carboxy-4-hexadecanoyl amino-butyl)

<220>
<221> MOD_RES
<222> (39)..(39)
<223> Ser is modified with an NH2 group

<400> 180

His Ser Gln Gly Thr Phe Thr Ser Asp Leu Ser Lys Gln Lys Glu Ser
1 5 10 15

Arg Arg Ala Gln Asp Phe Ile Glu Trp Leu Lys Ala Gly Gly Pro Ser
20 25 30

Ser Gly Ala Pro Pro Pro Ser
35

<210> 181
<211> 39
<212> PRT
<213> Artificial Sequence

<220>
<223> Exendin-4-analogue

<220>
<221> MOD_RES
<222> (2)..(2)
<223> Xaa is an Aib amino acid

<220>
<221> MOD_RES
<222> (14)..(14)

<223> Lys is functionalized at the amino side chain group as
Lys((S)-4-carboxy-4-hexadecanoyl amino-buteryl)

<220>

<221> MOD_RES

<222> (39)..(39)

<223> Ser is modified with an NH₂ group

<400> 181

His Xaa Gln Gly Thr Phe Thr Ser Asp Leu Ser Lys Gln Lys Asp Ser
1 5 10 15

Arg Arg Ala Gln Asp Phe Ile Glu Trp Leu Lys Ala Gly Gly Pro Ser
20 25 30

Ser Gly Ala Pro Pro Pro Ser
35

<210> 182

<211> 39

<212> PRT

<213> Artificial Sequence

<220>

<223> Exendin-4-analogue

<220>

<221> MOD_RES

<222> (2)..(2)

<223> Xaa is an Aib amino acid

<220>

<221> MOD_RES

<222> (39)..(39)

<223> Ser is modified with an NH₂ group

<400> 182

His Xaa Gln Gly Thr Phe Thr Ser Asp Leu Ser Lys Gln Met Asp Ser
1 5 10 15

Arg Arg Ala Gln Asp Phe Ile Glu Trp Leu Lys Asn Gly Gly Pro Ser
20 25 30

Ser Gly Ala Pro Pro Pro Ser
35

<210> 183

<211> 39

<212> PRT

<213> Artificial Sequence

<220>

<223> Exendin-4-analogue

<220>

<221> MOD_RES

<222> (2)..(2)

<223> Xaa is a D-Ser

<220>
 <221> MOD_RES
 <222> (39)..(39)
 <223> Ser is modified with an NH2 group

<400> 183

His Xaa Gln Gly Thr Phe Thr Ser Asp Leu Ser Lys Gln Lys Asp Ser
 1 5 10 15

Arg Arg Ala Gln Asp Phe Ile Glu Trp Leu Lys Asn Gly Gly Pro Ser
 20 25 30

Ser Gly Ala Pro Pro Pro Ser
 35

<210> 184
 <211> 39
 <212> PRT
 <213> Artificial Sequence

<220>
 <223> Exendin-4-analogue

<220>
 <221> MOD_RES
 <222> (2)..(2)
 <223> Xaa is a D-Ser

<220>
 <221> MOD_RES
 <222> (39)..(39)
 <223> Ser is modified with an NH2 group

<400> 184

His Xaa Gln Gly Thr Phe Thr Ser Asp Leu Ser Lys Gln Met Glu Ser
 1 5 10 15

Arg Arg Ala Gln Asp Phe Ile Glu Trp Leu Lys Ala Gly Gly Pro Ser
 20 25 30

Ser Gly Ala Pro Pro Pro Ser
 35

<210> 185
 <211> 39
 <212> PRT
 <213> Artificial Sequence

<220>
 <223> Exendin-4-analogue

<220>
 <221> MOD_RES
 <222> (2)..(2)
 <223> Xaa is a D-Ser

<220>

<221> MOD_RES
 <222> (39)..(39)
 <223> Ser is modified with an NH2 group
 <400> 185
 His Xaa Gln Gly Thr Phe Thr Ser Asp Leu Ser Lys Gln Met Asp Ser
 1 5 10 15
 Arg Arg Ala Gln Asp Phe Ile Glu Trp Leu Lys Arg Gly Gly Pro Ser
 20 25 30
 Ser Gly Ala Pro Pro Pro Ser
 35

<210> 186
 <211> 39
 <212> PRT
 <213> Artificial Sequence

<220>
 <223> Exendin-4-analogue

<220>
 <221> MOD_RES
 <222> (2)..(2)
 <223> Xaa is a D-Ser

<220>
 <221> MOD_RES
 <222> (39)..(39)
 <223> Ser is modified with an NH2 group
 <400> 186

His Xaa Gln Gly Thr Phe Thr Ser Asp Leu Ser Lys Gln Met Asp Ser
 1 5 10 15
 Arg Arg Ala Gln Asp Phe Ile Glu Trp Leu Lys Lys Gly Gly Pro Ser
 20 25 30
 Ser Gly Ala Pro Pro Pro Ser
 35

<210> 187
 <211> 39
 <212> PRT
 <213> Artificial Sequence

<220>
 <223> Exendin-4-analogue

<220>
 <221> MOD_RES
 <222> (2)..(2)
 <223> Xaa is a D-Ser

<220>
 <221> MOD_RES
 <222> (28)..(28)

<223> Xaa i s an Aib ami no aci d

<220>

<221> MOD_RES

<222> (39).. (39)

<223> Ser i s modi fied wi th an NH2 group

<400> 187

His Xaa Gln Gly Thr Phe Thr Ser Asp Leu Ser Lys Gln Met Asp Ser
1 5 10 15

Arg Arg Ala Gln Asp Phe Ile Glu Trp Leu Lys Xaa Gly Gly Pro Ser
20 25 30

Ser Gly Ala Pro Pro Pro Ser
35

<210> 188

<211> 39

<212> PRT

<213> Arti fici al Sequence

<220>

<223> Exendi n-4-anal ogue

<220>

<221> MOD_RES

<222> (2).. (2)

<223> Xaa i s a D-Ser

<220>

<221> MOD_RES

<222> (39).. (39)

<223> Ser i s modi fied wi th an NH2 group

<400> 188

His Xaa Gln Gly Thr Phe Thr Ser Asp Leu Ser Lys Gln Met Asp Ser
1 5 10 15

Arg Arg Ala Gln Asp Phe Ile Glu Trp Leu Lys Ala Gly Gly Pro Ser
20 25 30

Ser Gly Ala Pro Pro Pro Ser
35

<210> 189

<211> 39

<212> PRT

<213> Arti fici al Sequence

<220>

<223> Exendi n-4-anal ogue

<220>

<221> MOD_RES

<222> (2).. (2)

<223> Xaa i s a D-Ser

<220>

<221> MOD_RES

<222> (39)..(39)

<223> Ser i s modi fied wi th an NH2 group

<400> 189

His Xaa Gln Gly Thr Phe Thr Ser Asp Leu Ser Lys Gln Met Glu Ser
 1 5 10 15

Lys Ala Ala Gln Asp Phe Ile Glu Trp Leu Lys Ala Gly Gly Pro Ser
 20 25 30

Ser Gly Ala Pro Pro Pro Ser
 35

<210> 190

<211> 39

<212> PRT

<213> Arti fici al Sequence

<220>

<223> Exendi n-4-anal ogue

<220>

<221> MOD_RES

<222> (2)..(2)

<223> Xaa i s a D-Ser

<220>

<221> MOD_RES

<222> (20)..(20)

<223> Xaa i s an Ai b ami no aci d

<220>

<221> MOD_RES

<222> (39)..(39)

<223> Ser i s modi fied wi th an NH2 group

<400> 190

His Xaa Gln Gly Thr Phe Thr Ser Asp Leu Ser Lys Gln Met Glu Ser
 1 5 10 15

Arg Arg Ala Xaa Asp Phe Ile Glu Trp Leu Lys Ala Gly Gly Pro Ser
 20 25 30

Ser Gly Ala Pro Pro Pro Ser
 35

<210> 191

<211> 39

<212> PRT

<213> Arti fici al Sequence

<220>

<223> Exendi n-4-anal ogue

<220>

<221> MOD_RES

<222> (2)..(2)
 <223> Xaa is a D-Ser

<220>
 <221> MOD_RES
 <222> (14)..(14)
 <223> Xaa is an Nle amino acid

<220>
 <221> MOD_RES
 <222> (39)..(39)
 <223> Ser is modified with an NH2 group

<400> 191

His Xaa Gln Gly Thr Phe Thr Ser Asp Leu Ser Lys Gln Xaa Glu Ser
 1 5 10 15

Gln Ala Ala Gln Asp Phe Ile Glu Trp Leu Lys Ala Gly Gly Pro Ser
 20 25 30

Ser Gly Ala Pro Pro Pro Ser
 35

<210> 192
 <211> 39
 <212> PRT
 <213> Artificial Sequence

<220>
 <223> Exendin-4-analogue

<220>
 <221> MOD_RES
 <222> (2)..(2)
 <223> Xaa is a D-Ser

<220>
 <221> MOD_RES
 <222> (14)..(14)
 <223> Xaa is a Nle amino acid

<220>
 <221> MOD_RES
 <222> (39)..(39)
 <223> Ser is modified with an NH2 group

<400> 192

His Xaa Gln Gly Thr Phe Thr Ser Asp Leu Ser Lys Gln Xaa Asp Ser
 1 5 10 15

Lys Ala Ala Gln Asp Phe Ile Glu Trp Leu Lys Ala Gly Gly Pro Ser
 20 25 30

Ser Gly Ala Pro Pro Pro Ser
 35

<210> 193
 <211> 39
 <212> PRT

<213> Arti fi ci al Sequence

<220>

<223> Exendi n-4-anal ogue

<220>

<221> MOD_RES

<222> (2).. (2)

<223> Xaa i s a D-Ser

<220>

<221> MOD_RES

<222> (14).. (14)

<223> Xaa i s an NI e ami no aci d

<220>

<221> MOD_RES

<222> (39).. (39)

<223> Ser i s modi fi ed wi th an NH2 group

<400> 193

Hi s Xaa Gl n Gly Thr Phe Thr Ser Asp Leu Ser Lys Gl n Xaa Asp Ser
1 5 10 15

Gl n Ala Ala Gl n Asp Phe Ile Gl u Trp Leu Lys Ala Gly Gly Pro Ser
20 25 30

Ser Gly Ala Pro Pro Pro Ser
35

<210> 194

<211> 39

<212> PRT

<213> Arti fi ci al Sequence

<220>

<223> Exendi n-4-anal ogue

<220>

<221> MOD_RES

<222> (2).. (2)

<223> Xaa i s a D-Ser

<220>

<221> MOD_RES

<222> (14).. (14)

<223> Lys i s an al pha-N-AcLys

<220>

<221> MOD_RES

<222> (39).. (39)

<223> Ser i s modi fi ed wi th an NH2 group

<400> 194

Hi s Xaa Gl n Gly Thr Phe Thr Ser Asp Leu Ser Lys Gl n Lys Gl u Ser
1 5 10 15

Arg Arg Ala Gl n Asp Phe Ile Gl u Trp Leu Lys Ala Gly Gly Pro Ser
20 25 30

Ser Gly Ala Pro Pro Pro Ser
35

<210> 195
<211> 30
<212> PRT
<213> Arti fi ci al Sequence

<220>
<223> Li ragl uti de

<220>
<221> MOD_RES
<222> (20).. (20)
<223> Lys i s functional ized at the ami no side chain group as
Lys((S)-4-carboxy-4-hexadecanoyl ami no-butyryl)

<220>
<221> MOD_RES
<222> (30).. (30)
<223> Gly i s modi fi ed wi th an OH group

<400> 195

His Ala Glu Gly Thr Phe Thr Ser Asp Val Ser Ser Tyr Leu Glu Gly
1 5 10 15

Gln Ala Ala Lys Glu Ile Ala Trp Leu Val Arg Gly Arg Gly
20 25 30

<210> 196
<211> 39
<212> PRT
<213> Arti fi ci al

<220>
<223> Exendi n-4-anal ogue

<220>
<221> MOD_RES
<222> (2).. (2)
<223> Xaa i s D-Ser

<220>
<221> MOD_RES
<222> (14).. (14)
<223> Lys i s functional ized at the ami no side chain group as
Lys((S)-4-carboxy-4-octadecanoyl ami no-butyryl)

<220>
<221> MOD_RES
<222> (20).. (20)
<223> Xaa i s Ai b

<220>
<221> MOD_RES
<222> (39).. (39)
<223> Ser i s modi fi ed wi th an NH2 group

<400> 196

His Xaa Gln Gly Thr Phe Thr Ser Asp Leu Ser Lys Gln Lys Asp Ser
Page 114

1

5

10

15

Lys Arg Ala Xaa Asp Phe Ile Glu Trp Leu Lys Ala Gly Gly Pro Ser
 20 25 30

Ser Gly Ala Pro Pro Pro Ser
 35

<210> 197
 <211> 39
 <212> PRT
 <213> Arti fi ci al

<220>
 <223> Exendi n-4-anal ogue

<220>
 <221> MOD_RES
 <222> (2).. (2)
 <223> Xaa i s Ai b

<220>
 <221> MOD_RES
 <222> (14).. (14)
 <223> Lys i s functi onal i zed at the ami no si de chai n group as
 Lys((S)-4-carboxy-4-octadecanoyl ami no-buteryl)

<220>
 <221> MOD_RES
 <222> (39).. (39)
 <223> Ser i s modi fi ed wi th an NH2 group

<400> 197

His Xaa Gln Gly Thr Phe Thr Ser Asp Leu Ser Lys Gln Lys Asp Glu
 1 5 10 15

Gln Arg Ala Lys Leu Phe Ile Glu Trp Leu Lys Ala Gly Gly Pro Ser
 20 25 30

Ser Gly Ala Pro Pro Pro Ser
 35

<210> 198
 <211> 39
 <212> PRT
 <213> Arti fi ci al

<220>
 <223> Exendi n-4-anal ogue

<220>
 <221> MOD_RES
 <222> (2).. (2)
 <223> Xaa i s Ai b

<220>
 <221> MOD_RES
 <222> (14).. (14)
 <223> Lys i s functi onal i zed at the ami no si de chai n group as

eol f-seql . txt
Lys((S)-4-carboxy-4-octadecanoyl amino-buteryl)

<220>
<221> MOD_RES
<222> (39).. (39)
<223> Ser is modified with an NH2 group

<400> 198

His Xaa Gln Gly Thr Phe Thr Ser Asp Leu Ser Lys Gln Lys Asp Ser
1 5 10 15

Arg Arg Ala Gln Leu Phe Ile Glu Trp Leu Lys Ala Gly Gly Pro Ser
20 25 30

Ser Gly Ala Pro Pro Pro Ser
35

<210> 199
<211> 39
<212> PRT
<213> Artificial

<220>
<223> Exendin-4-analogue

<220>
<221> MOD_RES
<222> (2).. (2)
<223> Xaa is Aib

<220>
<221> MOD_RES
<222> (14).. (14)
<223> Lys is functionalized at the amino side chain group as
Lys((S)-4-carboxy-4-octadecanoyl amino-buteryl)

<220>
<221> MOD_RES
<222> (29).. (29)
<223> Xaa is D-Ala

<220>
<221> MOD_RES
<222> (39).. (39)
<223> Ser is modified with an NH2 group

<400> 199

His Xaa Gln Gly Thr Phe Thr Ser Asp Leu Ser Lys Gln Lys Asp Glu
1 5 10 15

Gln Arg Ala Lys Asp Phe Ile Glu Trp Leu Lys Ala Xaa Gly Pro Ser
20 25 30

Ser Gly Ala Pro Pro Pro Ser
35

<210> 200
<211> 39
<212> PRT

<213> Arti fi ci al

<220>

<223> Exendi n-4-anal oque

<220>

<221> MOD_RES

<222> (2).. (2)

<223> Xaa i s Ai b

<220>

<221> MOD_RES

<222> (14).. (14)

<223> Lys i s functional ized at the ami no side chain group as
Lys((S)-4-carboxy-4-octadecanoyl ami no-butyryl)

<220>

<221> MOD_RES

<222> (29).. (29)

<223> Xaa i s D-Al a

<220>

<221> MOD_RES

<222> (39).. (39)

<223> Ser i s modi fied wi th an NH2 group

<400> 200

Hi s Xaa Gl n Gly Thr Phe Thr Ser Asp Leu Ser Lys Gl n Lys Asp Gl u
1 5 10 15

Gl n Arg Ala Lys Leu Phe Ile Gl u Trp Leu Lys Ala Xaa Gly Pro Ser
20 25 30

Ser Gly Ala Pro Pro Pro Ser
35

<210> 201

<211> 39

<212> PRT

<213> Arti fi ci al

<220>

<223> Exendi n-4-anal oque

<220>

<221> MOD_RES

<222> (2).. (2)

<223> Xaa i s Ai b

<220>

<221> MOD_RES

<222> (14).. (14)

<223> Lys i s functional ized at the ami no side chain group as
Lys((S)-4-carboxy-4-heni cosanoyl ami no-butyryl)

<220>

<221> MOD_RES

<222> (29).. (29)

<223> Xaa i s D-Al a

<220>

<221> MOD_RES

<222> (39).. (39)

<223> Ser is modified with an NH2 group

<400> 201

His Xaa Gln Gly Thr Phe Thr Ser Asp Leu Ser Lys Gln Lys Asp Glu
 1 5 10 15

Gln Ala Ala Lys Leu Phe Ile Glu Trp Leu Lys Ala Xaa Gly Pro Ser
 20 25 30

Ser Gly Ala Pro Pro Pro Ser
 35

<210> 202

<211> 39

<212> PRT

<213> Artificial

<220>

<223> Exendin-4-analogue

<220>

<221> MOD_RES

<222> (2).. (2)

<223> Xaa is Aib

<220>

<221> MOD_RES

<222> (14).. (14)

<223> Lys is functionalized at the amino side chain group as
 Lys((S)-4-carboxy-4-henicosanoyl amino-buteryl)

<220>

<221> MOD_RES

<222> (39).. (39)

<223> Ser is modified with an NH2 group

<400> 202

His Xaa Gln Gly Thr Phe Thr Ser Asp Leu Ser Lys Gln Lys Glu Ser
 1 5 10 15

Arg Ala Ala Gln Asp Phe Ile Glu Trp Leu Lys Ala Gly Gly Pro Ser
 20 25 30

Ser Gly Ala Pro Pro Pro Ser
 35

<210> 203

<211> 39

<212> PRT

<213> Artificial

<220>

<223> Exendin-4-analogue

<220>

<221> MOD_RES

<222> (2).. (2)

<223> Xaa i s Ai b

<220>

<221> MOD_RES

<222> (14).. (14)

<223> Lys i s functionalized at the amino side chain group as
Lys((S)-4-carboxy-4-henicosanoyl amino-buteryl)

<220>

<221> MOD_RES

<222> (39).. (39)

<223> Ser i s modified with an NH₂ group

<400> 203

His Xaa Gln Gly Thr Phe Thr Ser Asp Leu Ser Lys Gln Lys Glu Ser
1 5 10 15

Arg Ala Ala Gln Leu Phe Ile Glu Trp Leu Lys Ala Gly Gly Pro Ser
20 25 30

Ser Gly Ala Pro Pro Pro Ser
35

<210> 204

<211> 39

<212> PRT

<213> Arti fici al

<220>

<223> Exendi n-4-anal ogue

<220>

<221> MOD_RES

<222> (2).. (2)

<223> Xaa i s Ai b

<220>

<221> MOD_RES

<222> (14).. (14)

<223> Lys i s functionalized at the amino side chain group as
Lys((S)-4-carboxy-4-henicosanoyl amino-buteryl)

<220>

<221> MOD_RES

<222> (29).. (29)

<223> Xaa i s D-Al a

<220>

<221> MOD_RES

<222> (39).. (39)

<223> Ser i s modified with an NH₂ group

<400> 204

His Xaa Gln Gly Thr Phe Thr Ser Asp Leu Ser Lys Gln Lys Glu Ser
1 5 10 15

Arg Ala Ala Gln Leu Phe Ile Glu Trp Leu Lys Ala Xaa Gly Pro Ser
20 25 30

Ser Gly Ala Pro Pro Pro Ser

35

<210> 205
 <211> 39
 <212> PRT
 <213> Arti fi ci al

<220>
 <223> Exendi n-4-anal ogue

<220>
 <221> MOD_RES
 <222> (2).. (2)
 <223> Xaa i s Ai b

<220>
 <221> MOD_RES
 <222> (14).. (14)
 <223> Lys i s functional ized at the ami no si de chain group as
 Lys((S)-4-carboxy-4-octadecanoyl ami no-buteryl)

<220>
 <221> MOD_RES
 <222> (29).. (29)
 <223> Xaa i s D-Al a

<220>
 <221> MOD_RES
 <222> (39).. (39)
 <223> Ser i s modi fied wi th an NH2 group

<400> 205

Hi s Xaa Gl n Gly Thr Phe Thr Ser Asp Leu Ser Lys Gl n Lys Gl u Ser
 1 5 10 15

Arg Arg Ala Gl n Leu Phe Ile Gl u Trp Leu Lys Ala Xaa Gly Pro Ser
 20 25 30

Ser Gly Ala Pro Pro Pro Ser
 35

<210> 206
 <211> 39
 <212> PRT
 <213> Arti fi ci al

<220>
 <223> Exendi n-4-anal ogue

<220>
 <221> MOD_RES
 <222> (2).. (2)
 <223> Xaa i s Ai b

<220>
 <221> MOD_RES
 <222> (14).. (14)
 <223> Lys i s functional ized at the ami no si de chain group as
 Lys((S)-4-carboxy-4-octadecanoyl ami no-buteryl)

<220>

<221> MOD_RES

<222> (39).. (39)

<223> Ser is modified with an NH2 group

<400> 206

His Xaa Gln Gly Thr Phe Thr Ser Asp Leu Ser Lys Gln Lys Asp Glu
 1 5 10 15

Gln Lys Ala Lys Leu Phe Ile Glu Trp Leu Lys Ser Gly Gly Pro Ser
 20 25 30

Ser Gly Ala Pro Pro Pro Ser
 35

<210> 207

<211> 39

<212> PRT

<213> Artificial

<220>

<223> Exendin-4-analogue

<220>

<221> MOD_RES

<222> (2).. (2)

<223> Xaa is Aib

<220>

<221> MOD_RES

<222> (14).. (14)

<223> Lys is functionalized at the amino side chain group as
 Lys((S)-4-carboxy-4-((S)-4-carboxy-4-hexadecanoyl amino-buteryl ami
 no)-butyryl)

<220>

<221> MOD_RES

<222> (39).. (39)

<223> Ser is modified with an NH2 group

<400> 207

His Xaa Gln Gly Thr Phe Thr Ser Asp Leu Ser Lys Gln Lys Asp Glu
 1 5 10 15

Gln Arg Ala Lys Glu Phe Ile Glu Trp Leu Lys Ser Gly Gly Pro Ser
 20 25 30

Ser Gly Ala Pro Pro Pro Ser
 35

<210> 208

<211> 39

<212> PRT

<213> Artificial

<220>

<223> Exendin-4-analogue

<220>

<221> MOD_RES
 <222> (14)..(14)
 <223> Lys is functionalized at the amino side chain group as
 Lys((S)-4-carboxy-4-hexadecanoyl amino-buteryl)

 <220>
 <221> MOD_RES
 <222> (39)..(39)
 <223> Ser is modified with an NH2 group

 <400> 208

 His Ser His Gly Thr Phe Thr Ser Asp Leu Ser Lys Gln Lys Glu Ser
 1 5 10 15

 Arg Arg Ala Gln Asp Phe Ile Glu Trp Leu Lys Ala Gly Gly Pro Ser
 20 25 30

 Ser Gly Ala Pro Pro Pro Ser
 35

 <210> 209
 <211> 39
 <212> PRT
 <213> Artificial

 <220>
 <223> Exendin-4-analogue

 <220>
 <221> MOD_RES
 <222> (2)..(2)
 <223> Xaa is Aib

 <220>
 <221> MOD_RES
 <222> (14)..(14)
 <223> Lys is functionalized at the amino side chain group as
 Lys((S)-4-carboxy-4-octadecanoyl amino-buteryl)

 <220>
 <221> MOD_RES
 <222> (29)..(29)
 <223> Xaa is D-Ala

 <220>
 <221> MOD_RES
 <222> (39)..(39)
 <223> Ser is modified with an NH2 group

 <400> 209

 His Xaa Gln Gly Thr Phe Thr Ser Asp Leu Ser Lys Gln Lys Asp Lys
 1 5 10 15

 Arg Arg Ala Gln Asp Phe Ile Glu Trp Leu Lys Ala Xaa Gly Pro Ser
 20 25 30

 Ser Gly Ala Pro Pro Pro Ser
 35

<210> 210
 <211> 39
 <212> PRT
 <213> Arti fi ci al

<220>
 <223> Exendi n-4-anal ogue

<220>
 <221> MOD_RES
 <222> (2).. (2)
 <223> Xaa i s Ai b

<220>
 <221> MOD_RES
 <222> (14).. (14)
 <223> Lys i s functionalized at the ami no side chain group as
 Lys((S)-4-carboxy-4-octadecanoyl ami no-buteryl)

<220>
 <221> MOD_RES
 <222> (29).. (29)
 <223> Xaa i s D-Al a

<220>
 <221> MOD_RES
 <222> (39).. (39)
 <223> Ser i s modi fied wi th an NH2 group

<400> 210

Hi s Xaa Gl n Gly Thr Phe Thr Ser Asp Leu Ser Lys Gl n Lys Asp Lys
 1 5 10 15

Arg Arg Ala Gl n Leu Phe Ile Gl u Trp Leu Lys Ala Xaa Gly Pro Ser
 20 25 30

Ser Gly Ala Pro Pro Pro Ser
 35

<210> 211
 <211> 39
 <212> PRT
 <213> Arti fi ci al

<220>
 <223> Exendi n-4-anal ogue

<220>
 <221> MOD_RES
 <222> (2).. (2)
 <223> Xaa i s Ai b

<220>
 <221> MOD_RES
 <222> (14).. (14)
 <223> Lys i s functionalized at the ami no side chain group as
 Lys((S)-4-carboxy-4-octadecanoyl ami no-buteryl)

<220>
 <221> MOD_RES
 <222> (29).. (29)
 <223> Xaa i s D-Al a

<220>
 <221> MOD_RES
 <222> (39)..(39)
 <223> Ser is modified with an NH2 group

<400> 211

His Xaa Gln Gly Thr Phe Thr Ser Asp Leu Ser Lys Gln Lys Asp Lys
 1 5 10 15

Arg Ala Ala Gln Leu Phe Ile Glu Trp Leu Lys Ala Xaa Gly Pro Ser
 20 25 30

Ser Gly Ala Pro Pro Pro Ser
 35

<210> 212
 <211> 39
 <212> PRT
 <213> Artificial

<220>
 <223> Exendin-4-analogue

<220>
 <221> MOD_RES
 <222> (2)..(2)
 <223> Xaa is Aib

<220>
 <221> MOD_RES
 <222> (14)..(14)
 <223> Lys is functionalized at the amino side chain group as
 Lys((S)-4-carboxy-4-henicosanoyl amino-buteryl)

<220>
 <221> MOD_RES
 <222> (29)..(29)
 <223> Xaa is D-Ala

<220>
 <221> MOD_RES
 <222> (39)..(39)
 <223> Ser is modified with an NH2 group

<400> 212

His Xaa Gln Gly Thr Phe Thr Ser Asp Leu Ser Lys Gln Lys Asp Lys
 1 5 10 15

Arg Ala Ala Gln Leu Phe Ile Glu Trp Leu Lys Ala Xaa Gly Pro Ser
 20 25 30

Ser Gly Ala Pro Pro Pro Ser
 35

<210> 213
 <211> 39
 <212> PRT
 <213> Artificial

<220>
 <223> Exendi n-4-anal ogue

<220>
 <221> MOD_RES
 <222> (2).. (2)
 <223> Xaa i s Ai b

<220>
 <221> MOD_RES
 <222> (14).. (14)
 <223> Lys i s functionalized at the amino side chain group as
 Lys((S)-4-carboxy-4-octadecanoyl ami no-butyryl)

<220>
 <221> MOD_RES
 <222> (39).. (39)
 <223> Ser i s modi fied wi th an NH2 group

<400> 213

Hi s Xaa Gln Gly Thr Phe Thr Ser Asp Leu Ser Lys Gln Lys Asp Gl u
 1 5 10 15

Gl u Ala Ala Lys Leu Phe Ile Gl u Trp Leu Lys Ala Gly Gly Pro Ser
 20 25 30

Ser Gly Ala Pro Pro Pro Ser
 35

<210> 214
 <211> 39
 <212> PRT
 <213> Arti fi ci al

<220>
 <223> Exendi n-4-anal ogue

<220>
 <221> MOD_RES
 <222> (2).. (2)
 <223> Xaa i s Ai b

<220>
 <221> MOD_RES
 <222> (14).. (14)
 <223> Lys i s functionalized at the amino side chain group as
 Lys((S)-4-carboxy-4-octadecanoyl ami no-butyryl)

<220>
 <221> MOD_RES
 <222> (39).. (39)
 <223> Ser i s modi fied wi th an NH2 group

<400> 214

Hi s Xaa Gln Gly Thr Phe Thr Ser Asp Leu Ser Lys Gln Lys Asp Gl u
 1 5 10 15

Gl u Ala Ala Arg Leu Phe Ile Gl u Trp Leu Lys Ala Gly Gly Pro Ser
 20 25 30

Ser Gly Ala Pro Pro Pro Ser
35

<210> 215
<211> 39
<212> PRT
<213> Artificial

<220>
<223> Exendin-4-analogue

<220>
<221> MOD_RES
<222> (2)..(2)
<223> Xaa is Aib

<220>
<221> MOD_RES
<222> (14)..(14)
<223> Lys is functionalized at the amino side chain group as
Lys((S)-4-carboxy-4-octadecanoyl amino-buteryl)

<220>
<221> MOD_RES
<222> (39)..(39)
<223> Ser is modified with an NH2 group

<400> 215

His Xaa Gln Gly Thr Phe Thr Ser Asp Leu Ser Lys Gln Lys Glu Glu
1 5 10 15

Glu Ala Ala Arg Leu Phe Ile Glu Trp Leu Lys Ala Gly Gly Pro Ser
20 25 30

Ser Gly Ala Pro Pro Pro Ser
35

<210> 216
<211> 39
<212> PRT
<213> Artificial

<220>
<223> Exendin-4-analogue

<220>
<221> MOD_RES
<222> (2)..(2)
<223> Xaa is Aib

<220>
<221> MOD_RES
<222> (14)..(14)
<223> Lys is functionalized at the amino side chain group as
Lys((S)-4-carboxy-4-octadecanoyl amino-buteryl)

<220>
<221> MOD_RES
<222> (39)..(39)

<223> Ser is modified with an NH₂ group

<400> 216

His Xaa Gln Gly Thr Phe Thr Ser Asp Leu Ser Lys Gln Lys Asp Glu
1 5 10 15

Glu Ala Ala Arg Leu Phe Ile Glu Trp Leu Lys Ala Gly Gly Pro Ser
20 25 30

Ser Gly Ala Pro Pro Pro Ser
35

<210> 217

<211> 39

<212> PRT

<213> Artificial

<220>

<223> Exendin-4-analogue

<220>

<221> MOD_RES

<222> (2)..(2)

<223> Xaa is Aib

<220>

<221> MOD_RES

<222> (14)..(14)

<223> Lys is functionalized at the amino side chain group as
Lys((S)-4-carboxy-4-octadecanoyl amino-buteryl)

<220>

<221> MOD_RES

<222> (39)..(39)

<223> Ser is modified with an NH₂ group

<400> 217

His Xaa His Gly Thr Phe Thr Ser Asp Leu Ser Lys Gln Lys Glu Glu
1 5 10 15

Glu Ala Ala Arg Leu Phe Ile Glu Trp Leu Lys Ala Gly Gly Pro Ser
20 25 30

Ser Gly Ala Pro Pro Pro Ser
35

<210> 218

<211> 39

<212> PRT

<213> Artificial

<220>

<223> Exendin-4-analogue

<220>

<221> MOD_RES

<222> (2)..(2)

<223> Xaa is Aib

<220>
 <221> MOD_RES
 <222> (14).. (14)
 <223> Lys is functionalized at the amino side chain group as
 Lys((S)-4-carboxy-4-octadecanoyl amino-buteryl)

 <220>
 <221> MOD_RES
 <222> (39).. (39)
 <223> Ser is modified with an NH2 group

 <400> 218
 His Xaa His Gly Thr Phe Thr Ser Asp Leu Ser Lys Gln Lys Asp Glu
 1 5 10 15

 Glu Ala Ala Arg Leu Phe Ile Glu Trp Leu Lys Ala Gly Gly Pro Ser
 20 25 30

 Ser Gly Ala Pro Pro Pro Ser
 35

 <210> 219
 <211> 39
 <212> PRT
 <213> Artificial

 <220>
 <223> Exendin-4-analogue

 <220>
 <221> MOD_RES
 <222> (2).. (2)
 <223> Xaa is D-Ser

 <220>
 <221> MOD_RES
 <222> (14).. (14)
 <223> Lys is functionalized at the amino side chain group as
 Lys((S)-4-carboxy-4-octadecanoyl amino-buteryl)

 <220>
 <221> MOD_RES
 <222> (39).. (39)
 <223> Ser is modified with an NH2 group

 <400> 219
 His Xaa His Gly Thr Phe Thr Ser Asp Leu Ser Lys Gln Lys Glu Glu
 1 5 10 15

 Glu Ala Ala Arg Leu Phe Ile Glu Trp Leu Lys Ala Gly Gly Pro Ser
 20 25 30

 Ser Gly Ala Pro Pro Pro Ser
 35

 <210> 220
 <211> 39
 <212> PRT

<213> Arti fi ci al

<220>

<223> Exendi n-4-anal ogue

<220>

<221> MOD_RES

<222> (2).. (2)

<223> Xaa i s D-Ser

<220>

<221> MOD_RES

<222> (14).. (14)

<223> Lys i s functional ized at the ami no side chain group as
Lys((S)-4-carboxy-4-octadecanoyl ami no-butyryl)

<220>

<221> MOD_RES

<222> (39).. (39)

<223> Ser i s modi fied wi th an NH2 group

<400> 220

Hi s Xaa Hi s Gly Thr Phe Thr Ser Asp Leu Ser Lys Gl n Lys Asp Gl u
1 5 10 15

Gl u Ala Ala Arg Leu Phe Ile Gl u Trp Leu Lys Ala Gly Gly Pro Ser
20 25 30

Ser Gly Ala Pro Pro Pro Ser
35

<210> 221

<211> 39

<212> PRT

<213> Arti fi ci al

<220>

<223> Exendi n-4-anal ogue

<220>

<221> MOD_RES

<222> (2).. (2)

<223> Xaa i s D-Ser

<220>

<221> MOD_RES

<222> (14).. (14)

<223> Lys i s functional ized at the ami no side chain group as
Lys((S)-4-carboxy-4-hexadecanoyl ami no-butyryl)

<220>

<221> MOD_RES

<222> (39).. (39)

<223> Ser i s modi fied wi th an NH2 group

<400> 221

Hi s Xaa Gl n Gly Thr Phe Thr Ser Asp Leu Ser Lys Gl n Lys Asp Gl u
1 5 10 15

Gl u Ala Ala Arg Leu Phe Ile Gl u Trp Leu Lys Ala Gly Gly Pro Ser
Page 129

Ser Gly Ala Pro Pro Pro Ser
35

<210> 222
<211> 39
<212> PRT
<213> Artificial

<220>
<223> Exendin-4-analogue

<220>
<221> MOD_RES
<222> (2)..(2)
<223> Xaa is D-Ser

<220>
<221> MOD_RES
<222> (14)..(14)
<223> Lys is functionalized at the amino side chain group as
Lys((S)-4-carboxy-4-octadecanoyl amino-buteryl)

<220>
<221> MOD_RES
<222> (39)..(39)
<223> Ser is modified with an NH2 group

<400> 222

His Xaa Gln Gly Thr Phe Thr Ser Asp Leu Ser Lys Gln Lys Asp Glu
1 5 10 15

Glu Ala Ala Arg Leu Phe Ile Glu Trp Leu Lys Ala Gly Gly Pro Ser
20 25 30

Ser Gly Ala Pro Pro Pro Ser
35

<210> 223
<211> 39
<212> PRT
<213> Artificial

<220>
<223> Exendin-4-analogue

<220>
<221> MOD_RES
<222> (2)..(2)
<223> Xaa is D-Ser

<220>
<221> MOD_RES
<222> (14)..(14)
<223> Lys is functionalized at the amino side chain group as
Lys((S)-4-carboxy-4-octadecanoyl amino-buteryl)

<220>
<221> MOD_RES

<222> (39).. (39)

<223> Ser i s modi fied wi th an NH2 group

<400> 223

Hi s Xaa Gl n Gly Thr Phe Thr Ser Asp Leu Ser Lys Gl n Lys Gl u Gl u
 1 5 10 15

Gl u Al a Al a Arg Leu Phe Ile Gl u Trp Leu Lys Al a Gly Gly Pro Ser
 20 25 30

Ser Gly Al a Pro Pro Pro Ser
 35

<210> 224

<211> 39

<212> PRT

<213> Arti fi ci al

<220>

<223> Exendi n-4-anal ogue

<220>

<221> MOD_RES

<222> (2).. (2)

<223> Xaa i s Ai b

<220>

<221> MOD_RES

<222> (39).. (39)

<223> Ser i s modi fied wi th an NH2 group

<400> 224

Hi s Xaa Gl n Gly Thr Phe Thr Ser Asp Leu Ser Lys Gl n Leu Asp Gl u
 1 5 10 15

Gl u Al a Al a Arg Leu Phe Ile Gl u Trp Leu Lys Al a Gly Gly Pro Ser
 20 25 30

Ser Gly Al a Pro Pro Pro Ser
 35

<210> 225

<211> 39

<212> PRT

<213> Arti fi ci al

<220>

<223> Exendi n-4-anal ogue

<220>

<221> MOD_RES

<222> (2).. (2)

<223> Xaa i s Ai b

<220>

<221> MOD_RES

<222> (39).. (39)

<223> Ser i s modi fied wi th an NH2 group

<400> 225

His Xaa Gln Gly Thr Phe Thr Ser Asp Leu Ser Lys Gln Leu Glu Glu
1 5 10 15

Glu Ala Ala Arg Leu Phe Ile Glu Trp Leu Lys Ala Gly Gly Pro Ser
20 25 30

Ser Gly Ala Pro Pro Pro Ser
35

<210> 226

<211> 39

<212> PRT

<213> Artificial

<220>

<223> Exendin-4-analogue

<220>

<221> MOD_RES

<222> (2)..(2)

<223> Xaa is Aib

<220>

<221> MOD_RES

<222> (14)..(14)

<223> Lys is functionalized at the amino side chain group as
Lys((S)-4-carboxy-4-((S)-4-carboxy-4-hexadecanoyl amino-buteryl ami
no)-buteryl)

<220>

<221> MOD_RES

<222> (39)..(39)

<223> Ser is modified with an NH₂ group

<400> 226

His Xaa Gln Gly Thr Phe Thr Ser Asp Leu Ser Lys Gln Lys Asp Glu
1 5 10 15

Glu Ala Ala Arg Leu Phe Ile Glu Trp Leu Lys Ala Gly Gly Pro Ser
20 25 30

Ser Gly Ala Pro Pro Pro Ser
35

<210> 227

<211> 39

<212> PRT

<213> Artificial

<220>

<223> Exendin-4-analogue

<220>

<221> MOD_RES

<222> (2)..(2)

<223> Xaa is Aib

<220>
 <221> MOD_RES
 <222> (14).. (14)
 <223> Lys is functionalized at the amino side chain group as
 Lys((S)-4-carboxy-4-((S)-4-carboxy-4-hexadecanoyl amino-buteryl ami
 no)-buteryl)

<220>
 <221> MOD_RES
 <222> (39).. (39)
 <223> Ser is modified with an NH2 group

<400> 227

His Xaa His Gly Thr Phe Thr Ser Asp Leu Ser Lys Gln Lys Asp Glu
 1 5 10 15

Glu Ala Ala Arg Leu Phe Ile Glu Trp Leu Lys Ala Gly Gly Pro Ser
 20 25 30

Ser Gly Ala Pro Pro Pro Ser
 35

<210> 228
 <211> 39
 <212> PRT
 <213> Artificial

<220>
 <223> Exendin-4-analogue

<220>
 <221> MOD_RES
 <222> (2).. (2)
 <223> Xaa is Aib

<220>
 <221> MOD_RES
 <222> (14).. (14)
 <223> Lys is functionalized at the amino side chain group as
 Lys((S)-4-carboxy-4-((S)-4-carboxy-4-hexadecanoyl amino-buteryl ami
 no)-buteryl)

<220>
 <221> MOD_RES
 <222> (39).. (39)
 <223> Ser is modified with an NH2 group

<400> 228

His Xaa Gln Gly Thr Phe Thr Ser Asp Leu Ser Lys Gln Lys Glu Glu
 1 5 10 15

Glu Ala Ala Arg Leu Phe Ile Glu Trp Leu Lys Ala Gly Gly Pro Ser
 20 25 30

Ser Gly Ala Pro Pro Pro Ser
 35

<210> 229

eof-seql.txt

<211> 39
<212> PRT
<213> Artificial

<220>
<223> Extending-4-analogue

<220>
<221> MOD_RES
<222> (2)..(2)
<223> Xaa is Alb

<220>
<221> MOD_RES
<222> (14)..(14)
<223> Lys is functionalized at the amino side chain group as
Lys((S)-4-carboxy-4-((S)-4-carboxy-4-hexadecanoyl amino-butyryl amino)-butyryl)

<220>
<221> MOD_RES
<222> (39)..(39)
<223> Ser is modified with an NH2 group

<400> 229

His Xaa His Gly Thr Phe Thr Ser Asp Leu Ser Lys Gln Lys Glu Glu
1 5 10 15

Glu Ala Ala Arg Leu Phe Ile Glu Trp Leu Lys Ala Gly Gly Pro Ser
20 25 30

Ser Gly Ala Pro Pro Pro Ser
35