

(19) World Intellectual Property Organization  
International Bureau



(43) International Publication Date  
22 March 2012 (22.03.2012)

PCT

(10) International Publication Number  
**WO 2012/036818 A1**

(51) International Patent Classification:

C07C 49/403 (2006.01) C07C 13/28 (2006.01)  
C07C 45/53 (2006.01) C07C 37/08 (2006.01)  
C07C 45/78 (2006.01) C07C 39/04 (2006.01)  
C07C 2/74 (2006.01) C07C 409/14 (2006.01)

(21) International Application Number:

PCT/US2011/047828

(22) International Filing Date:

16 August 2011 (16.08.2011)

(25) Filing Language:

English

(26) Publication Language:

English

(30) Priority Data:

61/382,776 14 September 2010 (14.09.2010) US

(71) Applicant (for all designated States except US):

**EXXONMOBIL CHEMICAL PATENTS INC.**  
[US/US]; A Corporation of the State of Delaware, 5200  
Bayway Drive, Baytown, TX 77520-2101 (US).

(72) Inventors; and

(75) Inventors/Applicants (for US only): **KUECHLER, Keith, H.** [US/US]; 912 Applewood Drive, Friendswood, TX 77546 (US). **BENITEZ, Francisco, M.** [US/US]; 1618 Stone Meadows Lane, Houston, TX 77094 (US).

(74) Agents: **SULLIVAN, Jamie, L.** et al.; Exxonmobil Chemical Company, Law Technology, P.O. Box 2149, Baytown, TX 77522-2149 (US).

(81) Designated States (unless otherwise indicated, for every kind of national protection available): AE, AG, AL, AM, AO, AT, AU, AZ, BA, BB, BG, BH, BR, BW, BY, BZ,

CA, CH, CL, CN, CO, CR, CU, CZ, DE, DK, DM, DO, DZ, EC, EE, EG, ES, FI, GB, GD, GE, GH, GM, GT, HN, HR, HU, ID, IL, IN, IS, JP, KE, KG, KM, KN, KP, KR, KZ, LA, LC, LK, LR, LS, LT, LU, LY, MA, MD, ME, MG, MK, MN, MW, MX, MY, MZ, NA, NG, NI, NO, NZ, OM, PE, PG, PH, PL, PT, QA, RO, RS, RU, SC, SD, SE, SG, SK, SL, SM, ST, SV, SY, TH, TJ, TM, TN, TR, TT, TZ, UA, UG, US, UZ, VC, VN, ZA, ZM, ZW.

(84) Designated States (unless otherwise indicated, for every kind of regional protection available): ARIPO (BW, GH, GM, KE, LR, LS, MW, MZ, NA, SD, SL, SZ, TZ, UG, ZM, ZW), Eurasian (AM, AZ, BY, KG, KZ, MD, RU, TJ, TM), European (AL, AT, BE, BG, CH, CY, CZ, DE, DK, EE, ES, FI, FR, GB, GR, HR, HU, IE, IS, IT, LT, LU, LV, MC, MK, MT, NL, NO, PL, PT, RO, RS, SE, SI, SK, SM, TR), OAPI (BF, BJ, CF, CG, CI, CM, GA, GN, GQ, GW, ML, MR, NE, SN, TD, TG).

Declarations under Rule 4.17:

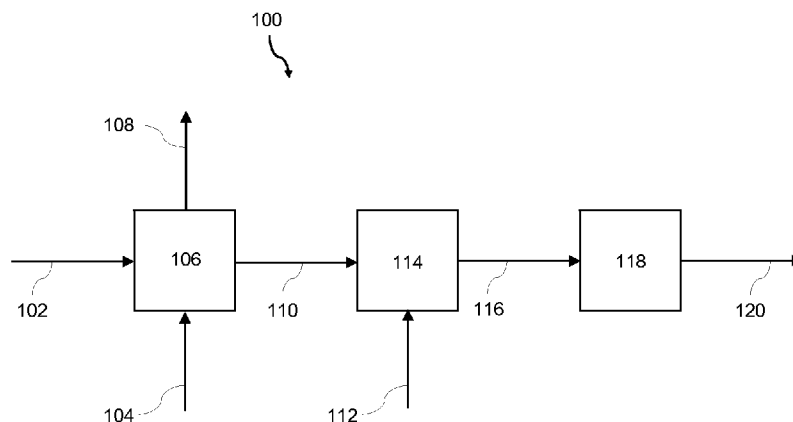
- as to applicant's entitlement to apply for and be granted a patent (Rule 4.17(ii))
- as to the applicant's entitlement to claim the priority of the earlier application (Rule 4.17(iii))

Published:

- with international search report (Art. 21(3))
- before the expiration of the time limit for amending the claims and to be republished in the event of receipt of amendments (Rule 48.2(h))

(54) Title: CYCLOHEXANONE COMPOSITIONS

Figure 1



(57) Abstract: Described herein are compositions having (a) at least 99 wt% cyclohexanone; and (b) 0.1 wppm to 1000 wppm of at least one of cyclohexanedione and hydroxy cyclohexanone. The wt% and wppm are based upon the total weight of the composition. The compositions may further comprise 0.1 wppm to 1000 wppm of cyclohexanol.

WO 2012/036818 A1

## CYCLOHEXANONE COMPOSITIONS

### PRIORITY CLAIM

5 [0001] This application claims priority to and the benefit of U.S. Provisional Application No. 61/382,776 filed on September 14, 2010, which is hereby incorporated by reference in its entirety.

### FIELD

[0002] The present invention relates to a process for producing cyclohexanone.

### BACKGROUND

10 [0003] Phenol is most commonly produced by the Hock process. The Hock process involves alkylation of benzene with propylene to produce cumene, oxidation of the cumene to the corresponding hydroperoxide, and cleavage of the hydroperoxide to produce equimolar amounts of phenol and acetone.

[0004] The various steps involved in the production of phenol and acetone from cumene  
15 can produce various contaminants that are difficult to separate from the desired phenol and acetone. These contaminants, if left in the phenol product, may cause difficulties in downstream processing, or render the phenol unusable for such downstream processing, for example, in the subsequent production of bis-phenols and polycarbonates. Therefore, techniques have been proposed to remove those contaminants involving certain treatments.  
20 For example, U.S. Patent No. 5,064,507 discloses obtaining high purity phenol from cleavage of cumene hydroperoxide through one or more amine treatment steps. The phenol mixture includes at least 0.5 wt% to no greater than 10 wt% of alpha-methylstyrene, and further includes acetol, 2-phenyl-propionaldehyde (2PPA), methyl-benzofuran (MBF), mesityl oxide (MO) and carbonyl impurities. In addition, U.S. Patent No. 3,322,651 discloses a method of  
25 producing phenol made by decomposition of cumene hydroperoxide. The phenol is purified by contacting the carbonyl compounds with a nitrogen compound.

[0005] Cyclohexanone is typically produced by the oxidation of cyclohexane, or the  
hydrogenation of phenol. These methods can also generate various contaminants that are  
difficult to separate from the desired product, and that can render the cyclohexanone product  
30 substandard or unusable to downstream processes, for example, in the manufacture of caprolactam or adipic acid, or further using those derivatives in the production of one or another type of nylon. Thus, certain treatment means have been described to remove those contaminants from cyclohexanone. For example, U.S. Patent No. 7,199,271 discloses a method for reducing the concentration of cyclohexanone in a cyclohexanone-containing

organic mixture. The method includes contacting an organic mixture comprising cyclohexenone with an effective amount of at least one of sulfurous acid, a salt of sulfurous acid, an alkali hydroxide, or a mixture of two or more of these compounds.

5 [0006] The production of phenol from cyclohexylbenzene is an emerging technology, interesting in that it co-produces cyclohexanone rather than acetone. Cyclohexylbenzene can be produced, for example, by direct alkylation of benzene with cyclohexene, or as disclosed in U.S. Patent No. 6,037,513, by contacting benzene with hydrogen in the presence of a catalyst. The cyclohexylbenzene can then be oxidized to the corresponding hydroperoxide and the peroxide cleaved to phenol and cyclohexanone using an acidic cleavage catalyst.

10 [0007] The production of phenol and cyclohexanone from cyclohexylbenzene also produces various contaminants that are difficult to separate from the desired products. However, the nature of those contaminants and the separations involved are significantly different than those involved in either the conventional Hock process for phenol and acetone, or the conventional production of cyclohexanone from cyclohexane or phenol. For example,  
15 hydroalkylation of benzene produces significant amounts of inter alia, cyclohexane and lesser amounts of methylcyclopentane, cyclohexene, phenylcyclohexene, and phenylcyclohexyldiene. Similarly, the oxidation of cyclohexylbenzene typically produces peroxide species alien to the Hock process, such as the desired cyclohexyl-1-phenyl-1-hydroperoxide (CHBHP), and undesired byproduct hydroperoxides such as cyclohexyl-1-  
20 phenyl-2-hydroperoxide, cyclohexyl-1-phenyl-3-hydroperoxide and cyclohexyl-1-phenyl-4-hydroperoxide. Finally, the cleavage of these various hydroperoxides produces, as both the product of the undesired hydroperoxides and the undesired byproducts of the desired CHBHP, a wide variety of contaminant species are not produced by the chemistry and technology of either the Hock process, or the cyclohexane oxidation or phenol hydrogenation  
25 processes.

[0008] That said, described herein are methods to manage the contaminants generated when manufacturing phenol and cyclohexanone from cyclohexylbenzene, thereby forming high-quality phenol or cyclohexanone compositions.

30 [0009] Advantageously, the methods described herein produce cyclohexanone compositions that are novel, useful and very different from those typically produced by conventional methods (e.g., the Hock process). The chemistry associated with cyclohexylbenzene as a starting material in the instant invention, and further the complete absence of cumene and its conversion products and byproducts, potentially provides a phenol composition with contaminants that are of a markedly different type and concentration than

the conventional methods. These contaminants may be less problematic in further processing, e.g., to caprolactam, and/or because of their lower volatility compared to conventional methods, they may be present in lower concentrations.

### **SUMMARY**

- 5 [0010] In various embodiments, the invention relates to compositions comprising:
- (a) at least 99 wt% cyclohexanone; and
  - (b) 0.1 wppm to 1000 wppm of at least one of cyclohexanedione and hydroxycyclohexanone, wherein the wt% and wppm are based upon the total weight of the composition.
- 10 [0011] In other embodiments, the invention relates to compositions comprising:
- (a) at least 99 wt% cyclohexanone;
  - (b) 0.1 wppm to 100 wppm of cyclohexanol; and
  - (c) 0.1 wppm to 10 wppm of at least one of cyclohexanedione and hydroxycyclohexanone, wherein the wt% and wppm are based upon the total weight of the composition, and wherein the combined amount of cyclohexanol, cyclohexanedione and hydroxycyclohexanone accounts for at least 20 wt% of the total amount of contaminants present in the composition.
- 15

### **BRIEF DESCRIPTION OF THE DRAWINGS**

[0012] Figure 1 is a simplified flow diagram of a process according to an embodiment of the invention for producing phenol and cyclohexanone from cyclohexylbenzene.

20

[0013] Figure 2 is a simplified flow diagram of a process according to a another embodiment of the invention for producing phenol and cyclohexanone from cyclohexylbenzene.

### **DETAILED DESCRIPTION OF THE EMBODIMENTS**

25 [0014] Various specific embodiments, versions and examples of the invention will now be described, including preferred embodiments and definitions that are adopted herein for purposes of understanding the claimed invention. While the following detailed description gives specific preferred embodiments, those skilled in the art will appreciate that these embodiments are exemplary only, and that the invention can be practiced in other ways. For purposes of determining infringement, the scope of the invention will refer to any one or more of the appended claims, including their equivalents, and elements or limitations that are equivalent to those that are recited. Any reference to the "invention" may refer to one or more, but not necessarily all, of the inventions defined by the claims.

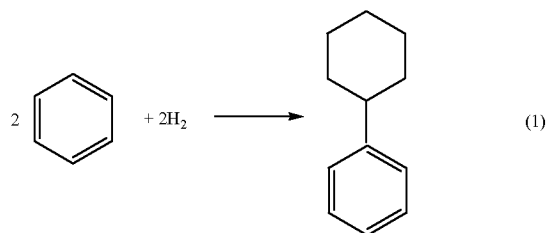
30

[0015] The present invention is directed to a process for producing phenol and cyclohexanone from cyclohexylbenzene and, more particularly, to an integrated process for producing phenol and cyclohexanone from benzene via cyclohexylbenzene as an intermediate. In the process the cyclohexylbenzene is initially oxidized to produce an oxidation reaction product comprising cyclohexyl-1-phenyl-1-hydroperoxide and at least a portion of the oxidation reaction product is cleaved to produce a cleavage reaction product comprising phenol, cyclohexanone, and one or more contaminants. Often some or all of the contaminants in the cleavage reaction product are difficult to separate from the phenol and/or cyclohexanone by simple methods, such as distillation. Thus, in the present process, at least a portion of the cleavage reaction product is contacted with an acidic material under conditions to convert at least one of the contaminants to a converted contaminant, which is more readily separable from the phenol and/or cyclohexanone.

[0016] The present invention is further directed toward phenol compositions made from the above-described process. For example, compositions comprising: (a) at least 99 wt% cyclohexanone; and (b) 0.1 wppm to 1000 wppm of at least one of cyclohexanedione and hydroxycyclohexanone, wherein the wt% and wppm are based upon the total weight of the composition.

#### Production of the Cyclohexylbenzene

[0017] In the integrated process for producing phenol and cyclohexanone from benzene, the benzene is initially converted to cyclohexylbenzene by any conventional technique, including alkylation of benzene with cyclohexene in the presence of an acid catalyst, such as zeolite beta or an MCM-22 family molecular sieve, or by oxidative coupling of benzene to make biphenyl followed by hydrogenation of the biphenyl. However, in practice, the cyclohexylbenzene is generally produced by contacting the benzene with hydrogen under hydroalkylation conditions in the presence of a hydroalkylation catalyst whereby the benzene undergoes the following reaction (1) to produce cyclohexylbenzene (CHB):



[0018] For an example of hydroalkylation of benzene in the presence of hydrogen for the production of cyclohexylbenzene, see U.S. Patent Nos. 6,730,625 and 7,579,511 which are incorporated by reference. Also, see International Applications WO2009131769 or

WO2009128984 directed to catalytic hydroalkylation of benzene in the presence of hydrogen for the production of cyclohexylbenzene.

[0019] Any commercially available benzene feed can be used in the hydroalkylation reaction, but preferably the benzene has a purity level of at least 99 wt%. Similarly, although  
5 the source of hydrogen is not critical, it is generally desirable that the hydrogen is at least 99 wt% pure.

[0020] The hydroalkylation reaction can be conducted in a wide range of reactor configurations including fixed bed, slurry reactors, and/or catalytic distillation towers. In addition, the hydroalkylation reaction can be conducted in a single reaction zone or in a  
10 plurality of reaction zones, in which at least the hydrogen is introduced to the reaction in stages. Suitable reaction temperatures are between about 100°C and about 400°C, such as between about 125°C and about 250°C, while suitable reaction pressures are between about 100 kPa and about 7,000 kPa, such as between about 500 kPa and about 5,000 kPa. Suitable values for the molar ratio of hydrogen to benzene are between about 0.15:1 and about 15:1, such as between  
15 about 0.4:1 and about 4:1 for example, between about 0.4 and about 0.9:1.

[0021] The catalyst employed in the hydroalkylation reaction is a bifunctional catalyst comprising a molecular sieve of the MCM-22 family and a hydrogenation metal. The term “MCM-22 family material” (or “material of the MCM-22 family” or “molecular sieve of the MCM-22 family”), as used herein, includes molecular sieves having the MWW framework  
20 topology. (Such crystal structures are discussed in the "Atlas of Zeolite Framework Types", Fifth edition, 2001, the entire content of which is incorporated as reference.)

[0022] Molecular sieves of MCM-22 family generally have an X-ray diffraction pattern including d-spacing maxima at 12.4±0.25, 6.9±0.15, 3.57±0.07 and 3.42±0.07 Angstrom. The X-ray diffraction data used to characterize the material (b) are obtained by standard  
25 techniques using the K-alpha doublet of copper as the incident radiation and a diffractometer equipped with a scintillation counter and associated computer as the collection system. Molecular sieves of MCM-22 family include MCM-22 (described in U.S. Patent No. 4,954,325), PSH-3 (described in U.S. Patent No. 4,439,409), SSZ-25 (described in U.S. Patent No. 4,826,667), ERB-1 (described in European Patent No. 0293032), ITQ-1 (described  
30 in U.S. Patent No 6,077,498), ITQ-2 (described in International Patent Publication No. WO97/17290), MCM-36 (described in U.S. Patent No. 5,250,277), MCM-49 (described in U.S. Patent No. 5,236,575), MCM-56 (described in U.S. Patent No. 5,362,697), UZM-8 (described in U.S. Patent No. 6,756,030), and mixtures thereof. Preferably, the molecular

sieve is selected from (a) MCM-49; (b) MCM-56; and (c) isotypes of MCM-49 and MCM-56, such as ITQ-2.

5 [0023] Any known hydrogenation metal can be employed in the hydroalkylation catalyst, although suitable metals include palladium, ruthenium, nickel, zinc, tin, and cobalt, with palladium being particularly advantageous. Generally, the amount of hydrogenation metal present in the catalyst is between about 0.05 wt% and about 10 wt%, such as between about 0.1 wt% and about 5 wt% of the catalyst.

10 [0024] Suitable binder materials include synthetic or naturally occurring substances as well as inorganic materials such as clay, silica, and/or metal oxides. The latter may be either naturally occurring or in the form of gelatinous precipitates or gels including mixtures of silica and metal oxides. Naturally occurring clays which can be used as a binder include those of the montmorillonite and kaolin families, which families include the subbentonites and the kaolins commonly known as Dixie, McNamee, Georgia, and Florida clays or others in which the main mineral constituent is halloysite, kaolinite, dickite, nacrite or anauxite.  
15 Such clays can be used in the raw state as originally mined or initially subjected to calcination, acid treatment, or chemical modification. Suitable metal oxide binders include silica, alumina, zirconia, titania, silica-alumina, silica-magnesia, silica-zirconia, silica-thoria, silica-beryllia, silica-titania as well as ternary compositions such as silica-alumina-thoria, silica-alumina-zirconia, silica-alumina-magnesia, and silica-magnesia-zirconia.

20 [0025] Although the hydroalkylation reaction is highly selective towards cyclohexylbenzene, the effluent from the hydroalkylation reaction may contain some dialkylated products, as well as unreacted benzene and the desired monoalkylated species. The unreacted benzene may be recovered by distillation and recycled to the alkylation reactor. The bottoms from the benzene distillation are further distilled to separate the  
25 monocyclohexylbenzene product from any dicyclohexylbenzene and other heavies. Depending on the amount of dicyclohexylbenzene present in the reaction effluent, it may be desirable to either (a) transalkylate the dicyclohexylbenzene with additional benzene or (b) dealkylate the dicyclohexylbenzene to maximize the production of the desired monoalkylated species.

30 [0026] Transalkylation with additional benzene is typically effected in a transalkylation reactor, separate from the hydroalkylation reactor, over a suitable transalkylation catalyst, such as a molecular sieve of the MCM-22 family, zeolite beta, MCM-68 (see U.S. Patent No. 6,014,018), zeolite Y, zeolite USY, and mordenite. The transalkylation reaction is typically conducted under at least partial liquid phase conditions, which suitably include a temperature

of about 100°C to about 300°C, a pressure of about 800 kPa to about 3500 kPa, a weight hourly space velocity of about 1 hr<sup>-1</sup> to about 10 hr<sup>-1</sup> on total feed, and a benzene/dicyclohexylbenzene weight ratio about of 1:1 to about 5:1.

[0027] After removal of the unreacted benzene and the polyalkylated benzenes and other heavy species, the cyclohexylbenzene is fed to the oxidation reaction. Typically, however, this cyclohexylbenzene feed contains the following contaminants generated as byproducts of its synthesis:

- between 1 wppm and 1 wt% bicyclohexane, or between 10 wppm and 8000 wppm bicyclohexane;
- between 1 wppm and 1 wt% biphenyl, or between 10 wppm and 8000 wppm biphenyl;
- between 1 wppm and 2 wt% methylcyclopentylbenzene, or between 10 wppm and 1 wt% methylcyclopentylbenzene as any isomer: 1-phenyl-1-methylcyclopentane, 1-phenyl-2-methylcyclopentane, and 1-phenyl-3-methylcyclopentane; and
- less than about 1000 wppm, such as less than 100 wppm of phenol, olefins or alkylene benzenes, such as cyclohexenyl benzene.

#### **Oxidation Reaction**

[0028] As discussed above, the process includes oxidizing at least a portion of a feed comprising cyclohexylbenzene to produce an oxidation composition comprising cyclohexyl-1-phenyl-1-hydroperoxide. As used herein, “oxidizing” means causing an oxidation reaction to occur.

[0029] The feed comprising cyclohexylbenzene may be produced by any process known to those in the art, and in accordance with this invention may contain a small amount of certain byproduct components that are difficult to remove from cyclohexylbenzene, discussed later. The hydroalkylation process may generate byproduct dicyclohexylbenzene, and thus be accompanied by and integrated with the transalkylation of byproduct dicyclohexylbenzene with benzene to produce additional cyclohexylbenzene, and may further include various separations to recover and recycle unreacted benzene, and remove heavy alkylates and other unselective byproducts. Another known method to manufacture a feed comprising cyclohexylbenzene involves the catalytic alkylation of benzene with cyclohexene.

[0030] Further, in an embodiment, a portion of the feed comprising cyclohexylbenzene may be a recycle stream comprising cyclohexylbenzene produced by the processing of the treated cleavage reaction mixture, discussed later. In this manner, all or a fraction of

cyclohexylbenzene that was unreacted in the oxidation reaction may be recovered and reused to generate additional phenol.

**[0031]** Regardless of the source or sources, in various embodiments, a feed comprising cyclohexylbenzene contains at least about 10 wt%, or at least about 25 wt%, or at least about 50 wt%, or at least about 65 wt%, or at least about 75 wt%, or at least about 95 wt%, or at least about 99 wt% cyclohexylbenzene. In various embodiments, it may contain another component. For example, the feed comprising cyclohexylbenzene may contain at least 1 wppm and no greater than 1 wt% bicyclohexane, or at least 10 wppm and no greater than 8000 wppm bicyclohexane. It may contain at least 1 wppm and no greater than 1 wt% biphenyl, or at least 10 wppm and no greater than 8000 wppm biphenyl. It may contain at least 1 wppm and no greater than 2 wt% methylcyclopentylbenzene, or at least 10 wppm and no greater than 1 wt% methylcyclopentylbenzene as any isomer: 1-phenyl-1-methylcyclopentane, 1-phenyl-2-methylcyclopentane, and 1-phenyl-3-methylcyclopentane. There may be other components present, though desirably of low concentration, say, no greater than 1000 wppm, or no greater than 100 wppm of phenol, olefins, or alkylene benzenes such as cyclohexenyl benzene, individually or in any combination. The feed comprising cyclohexylbenzene to which oxygen is introduced to cause an oxidation reaction may contain cyclohexylbenzene any other one component, or any combination of the other components just noted in the proportions for each or in the combination just noted.

**[0032]** In various exemplary embodiments, oxidation may be accomplished by contacting an oxygen-containing gas, such as air and various derivatives of air, with the feed comprising cyclohexylbenzene. For example, one may use air that has been compressed and filtered to removed particulates, air that has been compressed and cooled to condense and remove water, or air that has been enriched in oxygen above the natural approximately 21 mol% in air through membrane enrichment of air, cryogenic separation of air, or other means within the ken of the skilled artisan.

**[0033]** The oxidation may be conducted in the absence or presence of a catalyst. Suitable oxidation catalysts include N-hydroxy substituted cyclic imides described in U.S. Patent No. 6,720,462, which is incorporated herein by reference for this purpose. For example, N-hydroxyphthalimide (NHPI), 4-amino-N-hydroxyphthalimide, 3-amino-N-hydroxyphthalimide, tetrabromo-N-hydroxyphthalimide, tetrachloro-N-hydroxyphthalimide, N-hydroxyhetimide, N-hydroxyhimimide, N-hydroxytrimellitimide, N-hydroxybenzene-1,2,4-tricarboximide, N,N'-dihydroxy(pyromellitic diimide), N,N'-dihydroxy(benzophenone-3,3',4,4'-tetracarboxylic diimide), N-hydroxymaleimide, pyridine-2,3-dicarboximide, N-

hydroxysuccinimide, N-hydroxy(tartaric imide), N-hydroxy-5-norbornene-2,3-dicarboximide, exo-N-hydroxy-7-oxabicyclo[2.2.1]hept-5-ene-2,3-dicarboximide, N-hydroxy-cis-cyclohexane-1,2-dicarboximide, N-hydroxy-cis-4-cyclohexene-1,2-dicarboximide, N-hydroxynaphthalimide sodium salt, or N-hydroxy-o-  
5 benzenedisulphonimide may be used. Preferably, the catalyst is N-hydroxyphthalimide. Another suitable catalyst is N,N',N''-trihydroxyisocyanuric acid.

[0034] These oxidation catalysts can be used either alone or in conjunction with a free radical initiator, and further can be used as liquid-phase, homogeneous catalysts or can be supported on a solid carrier to provide a heterogeneous catalyst. Typically, the N-hydroxy  
10 substituted cyclic imide or the N,N',N''-trihydroxyisocyanuric acid is employed in an amount between 0.0001wt% to 15 wt%, such as between 0.001 wt% to 5 wt%, of the cyclohexylbenzene.

[0035] In various embodiments, the oxidation reaction occurs under oxidation conditions. Suitable oxidation conditions include a temperature between about 70°C and about 200°C,  
15 such as about 90°C to about 130°C, and a pressure of about 50 kPa to 10,000 kPa. A basic buffering agent may be added to react with acidic by-products that may form during the oxidation. In addition, an aqueous phase may be introduced. The reaction can take place in a batch or continuous flow fashion.

[0036] Typically, the product of the oxidation of a feed comprising cyclohexylbenzene, i.e.,  
20 the oxidation composition, contains at least 5 wt%, such as at least 10 wt%, for example at least 15 wt%, or at least 20 wt% cyclohexyl-1-phenyl-1-hydroperoxide based upon the total weight of the oxidation composition. In other manifestations, the oxidation composition contains no greater than 80 wt%, or no greater than 60 wt%, or no greater than 40 wt%, or no greater than 30 wt%, or no greater than 25 wt% of cyclohexyl-1-phenyl-1-hydroperoxide based upon the  
25 total weight of the oxidation composition. The oxidation composition may further comprise imide catalyst and unreacted cyclohexylbenzene. The invention may include cyclohexylbenzene in the oxidation composition in an amount of at least 50 wt%, or at least 60 wt%, or at least 65 wt%, or at least 70 wt%, or at least 80 wt%, or at least 90 wt%, based upon total weight of the oxidation composition.

[0037] In addition, the oxidation composition may contain one or more hydroperoxides  
30 other than cyclohexyl-1-phenyl-1-hydroperoxide generated as a byproduct of the oxidation reaction of cyclohexylbenzene, or as the oxidation product of some oxidizable component other than cyclohexylbenzene that may have been contained in the cyclohexylbenzene undergoing oxidation. Such oxidizable contaminants include methylcyclopentylbenzenes of various

isomers, and bicyclohexane. Other exemplary hydroperoxide contaminants present in the oxidation composition include at least, based on the total weight of the oxidation composition, 0.1 wt% to no greater than 10 wt%, or at least 0.5 wt% to no greater than 5.0 wt%, or at least 1 wt% and no greater than 4 wt% of any one or any combination of: cyclohexyl-1-phenyl-2-  
5 hydroperoxide, cyclohexyl-1-phenyl-3-hydroperoxide, cyclohexyl-1-phenyl-4-hydroperoxide; cyclopentyl-1-methyl-2-phenyl-2-hydroperoxide, cyclopentyl-1-methyl-3-phenyl-3-hydroperoxide, cyclopentyl-1-methyl-1-phenyl-2-hydroperoxide, cyclopentyl-1-methyl-1-phenyl-3-hydroperoxide; and cyclohexyl-1-phenyl-1,2-dihydroperoxide, cyclohexyl-1-phenyl-1,3-dihydroperoxide, cyclohexyl-1-phenyl-1,4-dihydroperoxide;  
10 cyclopentyl-1-methyl-2-phenyl-1,2-dihydroperoxide, cyclopentyl-1-methyl-2-phenyl-2,3-dihydroperoxide, cyclopentyl-1-methyl-2-phenyl-2,4-dihydroperoxide, and cyclopentyl-1-methyl-2-phenyl-2,5-dihydroperoxide.

**[0038]** The reactor used for the oxidation of cyclohexylbenzene, i.e., the oxidation reactor, may be any type of reactor that allows for introduction of oxygen to cyclohexylbenzene, and  
15 may further efficaciously provide contacting of oxygen and cyclohexylbenzene to effect the oxidation reaction. For example, the oxidation reactor may comprise a simple, largely open vessel container with a distributor inlet for the oxygen-containing stream in line. In various embodiments, the oxidation reactor may have means to withdraw and pump a portion of its contents through a suitable cooling device and return the cooled portion to the reactor,  
20 thereby managing the exothermicity of the oxidation reaction. Alternatively, cooling coils providing indirect cooling, say by cooling water, may be operated within the oxidation reactor to remove the generated heat. In other embodiments, the oxidation reactor may comprise a plurality of reactors in series, each conducting a portion of the oxidation reaction, optionally operating at different conditions selected to enhance the oxidation reaction at the  
25 pertinent conversion range of cyclohexylbenzene or oxygen, or both, in each. The oxidation reactor may be operated in a batch, semi-batch, or continuous flow manner well known to those skilled in the art.

**[0039]** At least a portion of the oxidation composition may be subjected to a cleavage reaction, which may include all or some fraction of the oxidation composition as directly  
30 produced without undergoing any separation (e.g., some fraction resulting from diverting some amount of the oxidation composition as directly produced to another disposition, such as temporary storage). Thus, the at least a portion of the oxidation composition may have the same composition as the oxidation composition. Further, all or some of the oxidation composition as directly produced may undergo one or more separations, and an appropriate

product of that separation (or separations), now modified in composition relative the oxidation composition as directly produced, may provide the at least a portion of the oxidation composition subjected to the cleavage reaction.

**[0040]** For example, all or a fraction of the oxidation composition as directly produced may be subjected to high vacuum distillation, to generate a product enriched in unreacted cyclohexylbenzene relative to the oxidation composition, and the at least a portion of the oxidation composition as a residue concentrated in the desired cyclohexyl-1-phenyl-1-hydroperoxide that may be subjected to a cleavage reaction. Cyclohexylbenzene is essentially a diluent in the cleavage reaction and the neutralization reaction, and further is not a good solvent for most acid catalysts, particularly sulfuric acid. However, distinctive from the Hock process described earlier, it is convenient in the present invention that the at least a portion of the oxidation composition that will undergo the cleavage reaction be of the same composition of cyclohexylbenzene as the oxidation composition directly produced. That is to say, it is convenient that the at least a portion of the oxidation composition undergo no concentration of the hydroperoxide(s) before the acid catalyst is introduced to it, because the starting alkylbenzene cyclohexylbenzene has a significantly higher normal boiling point than the starting alkylbenzene cumene that is found in the Hock process. While within the scope of the present invention, any practical separation attempted to concentrate the cyclohexyl-1-phenyl-1-hydroperoxide or other hydroperoxides from cyclohexylbenzene prior to effecting the cleavage reaction likely requires inconvenient very low vacuum pressure distillation equipment, and even then likely requires very high temperatures that could cause dangerous, uncontrolled thermal decomposition of the hydroperoxides.

**[0041]** Additionally or alternatively, all or a fraction of the oxidation composition, or all or a fraction of the vacuum distillation residue may be cooled to cause crystallization of the unreacted imide oxidation catalyst, which can then be separated either by filtration or by scraping from a heat exchanger surface used to effect the crystallization, and provide an at least a portion of the oxidation composition reduced or free from imide oxidation catalyst that may be subjected to a cleavage reaction.

**[0042]** As another example, all or a fraction of the oxidation composition as produced may be subjected to water washing and then passage through an adsorbent, such as a 3A molecular sieve, to separate water and other adsorbable compounds, and provide an at least a portion of the oxidation composition with reduced water or imide content that may be subjected to a cleavage reaction. Similarly, all or a fraction of the oxidation composition may undergo a chemically or physically based adsorption, such as passage over a bed of sodium carbonate to

remove the imide oxidation catalyst (e.g., NHPI) or other adsorbable components, and provide an at least a portion of the oxidation composition reduced in oxidation catalyst or other adsorbable component content that may be subjected to a cleavage reaction. Another possible separation involves contacting all or a fraction of the oxidation composition as produced with a liquid containing a base, such as an aqueous solution of an alkali metal carbonate or hydrogen carbonate, to form an aqueous phase comprising a salt of the imide oxidation catalyst, and an organic phase reduced in imide oxidation catalyst provided as an at least a portion of the oxidation composition that may be subjected to a cleavage reaction.

### **Cleavage Reaction**

10 [0043] As discussed above, the process includes cleaving at least a portion of the oxidation composition in the presence of an acid catalyst to produce a cleavage reaction mixture comprising the acid catalyst, phenol and cyclohexanone. As used herein, “cleaving” means causing a cleavage reaction to occur. In the cleavage reaction, at least a portion of the desired cyclohexyl-1-phenyl-1-hydroperoxide will decompose in high selectivity to  
15 cyclohexanone and phenol, and further, any other hydroperoxides present will decompose to various products, discussed below.

[0044] In various embodiments, the acid catalyst is at least partially soluble in the cleavage reaction mixture, stable at a temperature of at least 185°C and has a lower volatility (higher normal boiling point) than cyclohexylbenzene. In various embodiments, the acid  
20 catalyst is also at least partially soluble in the treated cleavage reaction mixture.

[0045] Acid catalysts include, but are not limited to, Bronsted acids, Lewis acids, sulfonic acids, perchloric acid, phosphoric acid, hydrochloric acid, p-toluene sulfonic acid, aluminum chloride, oleum, sulfur trioxide, ferric chloride, boron trifluoride, sulfur dioxide and sulfur trioxide. Sulfuric acid is a preferred acid catalyst.

25 [0046] In various embodiments, the cleavage reaction mixture contains at least 50 weight-parts-per-million (wppm) and no greater than 3000 wppm of the acid catalyst, or at least 150 wppm to and no greater than 2000 wppm of the acid catalyst, or at least 300 wppm and no greater than 1500 wppm of the acid catalyst, based upon total weight of the cleavage reaction mixture.

30 [0047] In various embodiments of the present invention, the cleavage reaction mixture includes cyclohexylbenzene in an amount of at least 50 wt%, or at least 60 wt%, or at least 65 wt%, or at least 70 wt%, or at least 80 wt%, or at least 90 wt%, based upon total weight of the cleavage reaction mixture.

[0048] As a result of potentially high amounts of cyclohexylbenzene in the cleavage reaction mixture, considerably higher than cumene in the Hock process material undergoing a cleavage reaction, it may be convenient in the present invention to use more acid catalyst to effect the cleavage reaction than typically believed optimal in the Hock process, to at least partially overcome the insolubility of the acid in the cleavage reaction mixture. However, lower amounts of acid catalyst may be applied in the present invention, with appropriate additional cleavage reactor volume and residence time of the cleavage reaction mixture in the cleavage reactor to obtain high hydroperoxide conversion.

[0049] In various embodiments, the cleavage reaction occurs under cleavage conditions. Suitable cleavage conditions include a temperature of at least 20°C and no greater than 200°C, or at least 40°C and no greater than 120°C, and a pressure of at least 1 psig and no greater than 370 psig (at least 7 kPa and no greater than 2,550 kPa, gauge), or at least 14.5 psig and no greater than 145 psig (at least 100 kPa, gauge and no greater than 1,000 kPa, gauge) such that the cleavage reaction mixture is completely or predominantly in the liquid phase during the cleavage reaction.

[0050] Conversion of any hydroperoxide, such as cyclohexyl-1-phenyl-1-hydroperoxide, and conveniently all cyclohexyl-1-phenyl-1-hydroperoxide and other hydroperoxides, is generally very high in the cleavage reaction, e.g., at least 90.0 wt%, or at least 95.0 wt%, or at least 98.0 wt%, or at least 99.0 wt%, or at least 99.5 wt%, or at least 99.9 wt%, or even 100 wt%, the percentage conversion based on the weight of a given specie of hydroperoxide, or of all cyclohexyl-1-phenyl-1-hydroperoxide and other hydroperoxides present in the at least a portion of the oxidation composition undergoing the cleavage reaction. This is desirable because any hydroperoxide, even the cyclohexyl-1-phenyl-1-hydroperoxide, becomes a contaminant in the cleavage reaction mixture and treated cleavage reaction mixture, discussed below. Hydroperoxides cause undesired chemistry when decomposed under uncontrolled conditions outside the cleavage reaction, or if thermally decomposed under the conditions in a distillation column

[0051] The major products of the cleavage reaction of cyclohexyl-1-phenyl-1-hydroperoxide are phenol and cyclohexanone, each of which generally comprise about 40 wt% to about 60 wt%, or about 45 wt% to about 55 wt% of the cleavage reaction mixture, such wt% based on the weight of the cleavage reaction mixture exclusive of unreacted cyclohexylbenzene and acid catalyst.

[0052] The cleavage reaction mixture may comprise no greater than 30 wt%, or no greater than 25 wt%, or no greater than about 15 wt% of phenol, or it may comprise at least 1 wt%,

or at least 3 wt%, or at least 5 wt%, or at least 10 wt% phenol, based on total weight of the cleavage reaction mixture. Further, the cleavage reaction mixture may comprise no greater than 30 wt%, or no greater than 25 wt%, or no greater than about 15 wt% of cyclohexanone, or it may comprise at least 1 wt%, or at least 3 wt%, or at least 5 wt%, or at least 10 wt%  
5 cyclohexanone, based on total weight of the cleavage reaction mixture.

**[0053]** The cleavage reaction mixture may further comprise at least 0.1 wt% and no greater than 10 wt%, or at least 0.5 wt% and no greater than 7 wt%, or at least 1 wt% and no greater than 5 wt%, or at least 1.5 wt% and no greater than 3 wt% of any one or combination of contaminant byproducts based on the total weight of the cleavage reaction mixture.

10 **[0054]** As used herein, a “contaminant” or a “contaminant byproduct” may include any unwanted hydrocarbon or oxygenated hydrocarbon component in the cleavage reaction mixture or the neutralized cleavage mixture, or any portion of either; that is anything other than phenol, cyclohexanone and cyclohexylbenzene. They are unwanted because their presence indicates a decreased yield of desired product phenol and cyclohexanone from  
15 cyclohexylbenzene, or they cause difficulties in the separation and purification of phenol, cyclohexanone or unconverted cyclohexylbenzene, or some combination thereof. A contaminant in the cleavage reaction mixture or the neutralized cleavage mixture or any portion thereof may have been produced in any element of the present invention, or may have been contained in the feed comprising cyclohexylbenzene undergoing oxidation. For example,  
20 a contaminant may be present in the cleavage reaction mixture as a result of one or more of: (i) it was included with the cyclohexylbenzene (e.g., as a byproduct of production using hydroalkylation or alkylation); (ii) it was produced in oxidation of the feed comprising cyclohexylbenzene, and potentially the oxidation of an oxidizable component from (i); and/or (iii) it was produced in the cleavage reaction of at least a portion of the oxidation composition  
25 from (ii).

**[0055]** Examples of contaminants in the cleavage reaction mixture, and possible amounts thereof, include (weight-parts-per-million (wppm) and wt% are based upon total weight of the cleavage reaction mixture):

- water, e.g., at least 100 wppm and no greater than 3.0 wt%;
- 30 • twelve carbon, two ringed hydrocarbons other than cyclohexylbenzene, such as bicyclohexane, cyclohexenylcyclohexane, cyclohexadienylcyclohexane, cyclohexenylbenzene, cyclohexadienylbenzene, and biphenyl, e.g., at least 10 wppm and no greater than 3.0 wt%, each or in total;

- saturated and unsaturated ketones, such as pentanones, methylcyclopentanones, hexanones, 1-phenylhexan-1-one and 1-cyclohexylhexan-1-one, phenylcyclohexanones, and phenylmethylcyclopentanones, e.g., at least 10 wppm and no greater than 4.0 wt%, each or in total;
- 5
- cyclohexyldione(s), e.g., at least 10 wppm and no greater than 1.0 wt% in total;
  - less than 12 carbon, unsaturated hydrocarbons, cyclic and acyclic, or combinations thereof, such as cyclohexene, e.g., at least 10 wppm and no greater than 1.0 wt%, each or in total;
  - cyclohexanol, e.g., at least 10 wppm and no greater than 1.0 wt%;
- 10
- cyclohexenone(s), e.g., 2-cyclohexenone or 3-cyclohexenone, e.g., at least 10 wppm and no greater than 2.0 wt%, each or in total;
  - hydroxycyclohexanone(s), e.g., at least 10 wppm and no greater than 2.0 wt% in total;
  - carboxylic acids, such as benzoic acid, e.g., at least 10 wppm and no greater than 1.0 wt%, each or in total;
- 15
- phenyl cyclohexanol(s), e.g., 1-phenylcyclohexan-1-ol, 2-phenylcyclohexan-1-ol, 3-phenylcyclohexan-1-ol and 4-phenylcyclohexan-1-ol, e.g., at least about 10 wppm and no greater than 5.0 wt%, each or in total;
  - cyclohexyl cyclohexanol(s), such as 1-cyclohexylcyclohexan-1-ol, 2-cyclohexylcyclohexan-1-ol, 3-cyclohexylcyclohexan-1-ol, and 4-cyclohexylcyclohexan-1-ol,
- 20
- e.g., at least 10 wppm and no greater than 1.0 wt%, each or in total;
  - unsaturated alkyl oxygenated cyclohexanes, such as cyclohexenyl cyclohexanols and cyclohexenyl cyclohexanones, and methylcyclopentenyl cyclohexanols and methylcyclopentenyl cyclohexanones, e.g., at least 10 wppm and no greater than 1.0 wt%, each or in total;
- 25
- aldehydes, especially pentanals, hexanals, cyclohexyl or methylcyclopentyl alkyl aldehydes, such 5-cyclohexyl hexanal, and 6-hydroxy-5-cyclohexyl hexanal, e.g., at least 10 wppm and no greater than 1.0 wt%, each or in total;
  - 1-phenyl-6-hydroxyhexan-1-one (also called 6-hydroxyhexanophenone), e.g., at least 10 wppm and no greater than 4.0 wt%;
- 30
- 1-cyclohexyl-6-hydroxyhexan-1-one, e.g., at least 10 wppm and no greater than 1.0 wt%;
  - benzoic esters, e.g., at least 10 wppm and no greater than 1.0 wt%, each or in total; and
  - a hydroperoxide (e.g., an unreacted hydroperoxide). Non-limiting examples include: the desired cyclohexyl-1-phenyl-1-hydroperoxide, and the other hydroperoxides such as

cyclohexyl-1-phenyl-2-hydroperoxide, cyclohexyl-1-phenyl-3-hydroperoxide, cyclohexyl-1-phenyl-4-hydroperoxide; cyclopentyl-1-methyl-2-phenyl-2-hydroperoxide, cyclopentyl-1-methyl-3-phenyl-3-hydroperoxide, cyclopentyl-1-methyl-1-phenyl-2-hydroperoxide, cyclopentyl-1-methyl-1-phenyl-3-hydroperoxide; cyclohexyl-1-phenyl-1,2-dihydroperoxide, cyclohexyl-1-phenyl-1,3-dihydroperoxide, cyclohexyl-1-phenyl-1,4-dihydroperoxide; cyclopentyl-1-methyl-2-phenyl-1,2-dihydroperoxide, cyclopentyl-1-methyl-2-phenyl-2,3-dihydroperoxide, cyclopentyl-1-methyl-2-phenyl-2,4-dihydroperoxide, and cyclopentyl-1-methyl-2-phenyl-2,5-dihydroperoxide; e.g., at least 1 wppm and no greater than 1.0 wt%, each or in total.

10 [0056] The reactor used to effect the cleavage reaction (i.e., the cleavage reactor) may be any type of reactor known to those skilled in the art. For example, the cleavage reactor may be a simple, largely open vessel, operating in a near-continuous stirred tank reactor mode, or a simple, open length of pipe operating in a near-plug flow reactor mode. In other embodiments, the cleavage reactor comprises a plurality of reactors in series, each performing a portion of the conversion reaction, optionally operating in different modes and at different conditions selected to enhance the cleavage reaction at the pertinent conversion range. In one embodiment, the cleavage reactor is a catalytic distillation unit.

20 [0057] In various embodiments, the cleavage reactor is operable to transport a portion of the contents through a cooling device and return the cooled portion to the cleavage reactor, thereby managing the exothermicity of the cleavage reaction. Alternatively, the reactor may be operated adiabatically. In one embodiment, cooling coils operating within the cleavage reactor(s) remove any heat generated.

25 [0058] At least a portion of the cleavage reaction mixture may be subjected to a neutralization reaction, which may include all or some fraction of the cleavage reaction mixture as directly produced without undergoing any separation (e.g., some fraction resulting from diverting some amount of the cleavage reaction mixture as directly produced to another disposition, such as temporary storage). Thus the at least a portion of the cleavage reaction mixture may have the same composition as the cleavage reaction mixture. Further, all or some of the cleavage reaction mixture as directly produced may undergo one or more separations, and an appropriate product of that separation (or separations), now modified in composition relative to the cleavage reaction mixture as directly produced, may provide the at least a portion of the cleavage reaction mixture subjected to the neutralization reaction.

### **Contaminant Treatment**

[0059] As discussed above, the cleavage reaction mixture may comprise one or more contaminants. In various embodiments disclosed herein, the processes disclosed herein further comprise contacting at least a portion of a contaminant with an acidic material to  
5 convert at least a portion of the contaminant to a converted contaminant, thereby producing a modified reaction mixture.

[0060] Suitable acidic material for use in treating the cleavage reaction product include microporous acidic materials, such as zeolites, aluminas and aluminosilicates, especially zeolites having a pore diameter over 4 Angstrom; cation exchange resins, especially sulfonic  
10 resins, such as Rohm & Haas Amberlyst 16; Bronsted acids, such as formic acid acetic acid, hydrochloric acid and sulfuric acid; sulfurous acid or salts thereof, such as sodium sulfate, sodium hydrogen bisulfite and sodium metabisulfite; and aqueous acid solutions. In one embodiment, the acidic material used to treat the cleavage reaction product comprises at least part of the acid catalyst used to promote the cleavage reaction.

15 [0061] Conveniently, the acidic material has a relatively low volatility, with a normal boiling point above phenol and/or cyclohexylbenzene, such that it will tend to distill in the bottoms product in subsequent fractionation operations that may be conducted.

[0062] The contaminant treatment can be conducted directly on the cleavage reaction mixture, or after one or more separations of the cleavage reaction mixture. For example, the  
20 cleavage reaction mixture may be separated (e.g., by distillation) into phenol-rich and cyclohexanone-rich fractions before or after the contaminants are subjected to contaminant treatment.

[0063] Suitable contaminant treatment conditions vary with the acidic material employed. Treatment conditions include a temperature of at least about 30°C, or at least about 35°C, or  
25 at least about 40°C, or at least about 50°C, or at least about 60°C, or at least about 70°C, or at least about 80°C, or at least about 90°C, or at least about 100°C. In various embodiments, the temperature is less than about 250°C, or less than about 225°C, or less than about 190°C, or less than about 180°C, or less than about 170°C, or less than about 160°C, or less than about 150°C, or less than about 140°C. The temperature may be any range of the aforementioned  
30 temperatures.

[0064] The pressure may be about 0.75 psig to about 500 psig (5 kPa to 3450 kPa), or about 10 psig to 200 psig (70 kPa to 1380 kPa) such that the cleavage reaction mixture is completely or predominantly in the liquid phase during the treatment.

[0065] In various embodiments, the pressure may be about 10 psig to 200 psig (170 kPa to 1380 kPa) and the temperature may be about 60°C to about 160°C, such that most of the cleavage reaction mixture is in the liquid phase.

5 [0066] In embodiments in which the acidic material is a solid microporous material (e.g., zeolites, aluminas, etc.), the pressure may be about 10 psig to 200 psig (70 kPa to 1380 kPa) and the temperature may be about 100°C to about 250°C, such that most of the cleavage reaction mixture is in the liquid phase.

10 [0067] In various embodiments in which the acidic material is a cation exchange resin, the pressure may be about 10 psig to 200 psig (70 kPa to 1380 kPa) and the temperature may be about 30°C to about 100°C, such that most of the cleavage reaction mixture is in the liquid phase.

15 [0068] It will be understood that the contaminants in all or a portion of the cleavage reaction mixture may be contacted with an acidic material as disclosed herein. For example, contaminants in a distilled fraction of the entire cleavage reaction mixture containing an enriched or depleted concentration of phenol and/or cyclohexanone relative to the cleavage reaction mixture may be contacted with an acidic material as described herein. When a stream is described as being “enriched” in a specified species, it is meant that the wt% of the specified species in that stream is enriched relative to the feed stream prior to separation. When a stream is described as being “depleted” in a specified species, it is meant that the  
20 wt% of the specified species in that stream is reduced relative to the feed stream prior to separation.

[0069] Additionally or alternatively, a filtered fraction of the entire cleavage reaction mixture with reduced amounts of filterable components may be contacted with an acidic material as described herein.

25 [0070] Additionally or alternatively, a fraction of the cleavage reaction mixture has undergone an adsorption operation, such as a water wash, such that absorbable components are reduced in concentration prior to contact with an acidic material.

[0071] Additionally or alternatively, a fraction of the cleavage reaction mixture has undergone an adsorption operation, such as passing over a molecular sieve to remove water  
30 (e.g., a 3A molecular sieve) with one or more adsorbable components are reduced in concentration prior to contact with an acidic material.

[0072] The contaminant reactor may be any vessel that allows contacting of the contaminant with an acidic material for a suitable residence time. For example, a contaminant reactor may be an open or substantially open vessel reactor or pipe.

[0073] In various embodiments, a process for making phenol and cyclohexanone comprises: (i) cleaving a stream comprising cyclohexyl-1-phenyl-1-hydroperoxide in the presence of an acidic cleavage catalyst to produce a cleavage reaction mixture comprising phenol, cyclohexanone, acidic cleavage catalyst, and one or more contaminants; (ii) reacting  
5 at least a portion of the acidic cleavage catalyst with a basic material to form a neutralized stream; (iii) separating the neutralized stream into one or more streams rich in cyclohexanone, phenol and/or cyclohexylbenzene, relative to the neutralized stream; and (iv) contacting one or more of the cyclohexanone-rich portion, the phenol-rich portion, and the cyclohexylbenzene-rich portion with an acidic material to remove one or more contaminants.

10 [0074] In various embodiments, the cleavage reaction mixture is separated into: (1) an overhead product that comprises greater than about 98 wt%, or greater than about 99 wt%, of cyclohexanone, based upon total weight of the overhead product; and (2) a bottoms product comprising phenol and cyclohexanone in azeotropic proportion. The impurities contained in the overhead product may include methylcyclopentanone. As used herein, “azeotropic  
15 proportion” means about 65 wt% -75 wt% phenol and about 23 wt% -35 wt% cyclohexanone, or about 72 wt% phenol and about 28 wt% cyclohexanone, based upon total weight of the stream. In various embodiments, a portion or the entire cleavage reaction mixture may be combined with another stream from the overall phenol production process. For example, the cleavage reaction mixture may be combined with a stream containing cyclohexanone  
20 produced by the hydrogenation of phenol. Additionally or alternatively, the cleavage reaction mixture may be combined with a stream containing phenol that is produced by the dehydrogenation of cyclohexanone. Additionally or alternatively, the cleavage reaction mixture may be combined with one or more additives, such as an antifoam or surfactant agent.

25 [0075] In various embodiments, contaminants in more than one portion of the cleavage reaction mixture may be contacted with an acidic material. For example, the cleavage reaction mixture may be separated into one or more streams rich in cyclohexanone, phenol and/or cyclohexylbenzene, relative to the cleavage reaction mixture and each stream may be contacted with an acidic material. The acidic material may be the same or different for each  
30 fraction.

[0076] In various embodiments, a given fraction of the cleavage reaction mixture may undergo more than one contacting steps with an acidic material. For example, a cyclohexanone-rich fraction derived from distillation of the entire cleavage reaction mixture

may first be contacted with a first acidic material (e.g., sulfuric acid) and then separately exposed to a second acidic material (e.g., a cation exchange resin).

[0077] Non-limiting examples to the reactions that can occur in converting the contaminants in the cleavage reaction product to converted contaminants include:

- 5 • aldol condensation, especially of ketones and aldehydes;
- dehydration, especially of alcohols;
- alkylation, especially of olefins and alcohols with phenols or alkylatable aromatics.
- oligomerization of olefins;
- combinations of alkylation and cyclization of the alkylation products;
- 10 • esterification, especially of carboxylic acids and alcohols;
- cracking, especially of alkyl and aryl moieties;
- where the contaminant byproduct reacts with a phenol molecule;
- where the contaminant byproduct reacts with a cyclohexanone molecule;
- where the contaminant byproduct reacts with another contaminant byproduct of the
- 15 same or different species; and
- any combination of the above.

[0078] In various embodiments, the converted contaminants include:

- a property that makes them more separable from phenol and/or cyclohexanone than the starting contaminant. "Separable" can mean distillable, e.g., the converted contaminant
- 20 does not form an azeotrope with phenol and/or cyclohexanone, whereas the starting contaminant byproduct does; or filterable, or absorbable (e.g., in water or the aqueous acidic material), or adsorbable;
- a molecular weight higher than the starting contaminant;
- a molecular weight lower than the starting contaminant;
- 25 • a volatility lower than the starting contaminant, and conveniently considerably lower than cyclohexanone and/or phenol;
- a volatility higher than the starting contaminant, conveniently considerably higher than cyclohexanone and/or phenol;
- aldol condensation products, generally aldehydes and ketones;
- 30 • water, generally from neutralization of bases;
- alcohols, from saponification of esters; and
- acid salts, from a neutralization or saponification reaction.

[0079] In various embodiments, at least about 20.0 %, or at least about 50.0 %, or at least about 80.0 %, or at least about 90.0 %, or at least about 99.9 %, or essentially all of any one contaminant is converted to a converted contaminant, based on weight %.

[0080] In various embodiments, at least about 20.0 wt%, or at least about 50.0 wt%, or at least about 80.0 wt%, or at least about 90.0 wt%, or at least about 99.9 wt% of any olefin contaminants, including furans and alcohols, are converted to a converted contaminant, the wt% based upon total weight of the stream.

[0081] In various embodiments, at least about 20.0 wt%, or at least about 50.0 wt%, or at least about 80.0 wt%, or at least about 90.0 wt%, or at least about 99.9 wt%, or essentially all of the contaminants present in the stream are converted to a converted contaminant, the wt% based upon total weight of the stream.

#### **Processing of treated cleavage reaction mixture**

[0082] In various embodiments, after one or more contaminants in the cleavage reaction mixture is contacted with an acidic material, the stream may be separated into one or more streams rich in phenol, cyclohexanone and/or cyclohexylbenzene, relative to the feed stream. These streams may be substantially or completely free of contaminants.

[0083] In various exemplary embodiments, the process further comprises separating the contaminant-treated stream into a first stream that is enriched in cyclohexanone or phenol or both and a second stream that is enriched in converted contaminant relative to the contaminant-treated stream.

#### **Heat Treatment**

[0084] In various embodiments, some or all of the contaminants (e.g., in the cleavage reaction mixture or some portion of the cleavage reaction mixture) are subjected to heat treatment conditions upstream or downstream of the contaminant treatment.

[0085] For example, the temperature of all or a portion of the cleavage reaction mixture may be raised to at least about 100°C, or about 150°C to about 185°C, or at least about 200°C to produce a heat-treated cleavage reaction mixture. In various embodiments, the temperature may be less than about 250°C, or less than about 225°C. The temperature may be any range of the aforementioned temperatures. In various embodiments, the heat treatment conditions include a residence time may be at least 1 min., 2 min., 3 min., 5 min., 10 min., or 15 min. The residence time may be less than about 120 min., 60 min., or 30 min. The residence time may be any logical range of the aforementioned times.

[0086] In one embodiment, during heat treatment at least about 1 wt%, or 10.0 wt%, or 20.0 wt%, or 50.0 wt%, or 80.0 wt%, or 90.0 wt%, or 99.0 wt%, or 99.9 wt% or all of any

one contaminant (e.g., hydroxycyclohexanone, or other oxyketones such as hexanophenone, 6-hydroxyhexanophenone, 6-hydroperoxyhexanophenone, benzoic acid, pentanal, pentanone, 2-hydroxycyclohexanone, phenylcyclohexanone, or unreacted peroxides) is converted to a converted contaminant.

5 [0087] In various embodiments, no greater than about 80.0 wt%, or 50.0 wt%, or 30.0 wt%, or 20.0 wt%, or 10.0 wt% of contaminant hydroxycyclohexanone or other oxyketones such as 6-hydroxyhexanophenone, or both are converted to a converted contaminant including a furan with both an olefin and oxygen moiety, such as 1,2,4a,9b-tetrahydrodibenzo[b,d]furan that may result from the dehydration, alkylation and cyclization  
10 reaction of phenol and hydroxycyclohexanone.

[0088] In various embodiments, the heat-treated stream may be separated into one or more streams rich in one or more of cyclohexanone, phenol and/or cyclohexylbenzene, relative to the heat-treated stream. These fractions may comprise little or no converted contaminants.

[0089] The heat treatment may be conducted in a simple vessel or pipe, which may be  
15 open or have means for mixing, such as baffles or a static mixer for turbulent flow. Further, the heat treatment may take place in a fractionation column, wherein fractionation operating conditions are selected such that the components distilled are exposed to the temperatures and residence times noted at any point or points in the column. The heat treated components may be withdrawn from any point in the fractionation column, as an overhead, bottoms or side  
20 composition product. Generally, the heat treatment converts at least some of the contaminants or converted contaminants to other compounds more readily removed from the phenol and/or cyclohexanone.

[0090] After contaminant treatment and/or heat treatment or combined contaminant and  
25 heat treatment, the converted contaminants will generally have a property that makes them more separable from phenol or cyclohexanone, or both, than the starting contaminant. Separable can be distillable, e.g., the converted contaminant does not form an azeotrope with phenol or cyclohexanone whereas the starting contaminant does, and/or filterable, and/or absorbable. As a result, following contaminant and/or heat treatment, the stream can be subjected to one or more separations ultimately resulting in streams that predominantly  
30 comprise cyclohexanone, phenol, and converted contaminant.

#### **Uses of Cyclohexanone and Phenol**

[0091] The cyclohexanone produced through the processes disclosed herein may be used, for example, as an industrial solvent, as an activator in oxidation reactions and in the

production of adipic acid, cyclohexanone resins, cyclohexanone oxime, caprolactam and nylons, such as nylon 6 and nylon 6,6.

[0092] The phenol produced through the processes disclosed herein may be used, for example, to produce phenolic resins, bisphenol A,  $\epsilon$ -caprolactam, adipic acid and/or plasticizers.

#### **Cyclohexanone Compositions**

[0093] In various embodiments, the methods of the invention described herein create compositions that are rich in cyclohexanone (also referred to as cyclohexanone compositions).

10 [0094] Conveniently, the compositions rich in cyclohexanone comprise at least 95 wt% cyclohexanone, or at least 98 wt% cyclohexanone, or at least 99 wt% cyclohexanone, or at least 99.5 wt% cyclohexanone, or at least 99.9 wt% cyclohexanone, or at least 99.99 wt% cyclohexanone based upon total weight of the composition.

15 [0095] In various embodiments, the compositions rich in phenol further comprise at least one of cyclohexanedione and hydroxycyclohexanone.

[0096] Conveniently, the lower limit of the concentration of one or more of cyclohexanedione and hydroxycyclohexanone in the composition may be 0.1 wppm, or 0.5 wppm, or 1 wppm, or 2 wppm or 5 wppm, based upon the total weight of the composition. The upper limit of the concentration of one or more of cyclohexanedione and hydroxycyclohexanone in the composition may be 1000 wppm, or 100 wppm, or 10 wppm, or 3 wppm or 1 wppm, based upon the total weight of the composition. The concentration of cyclohexanedione and hydroxycyclohexanone in the composition may be any combination of the upper and lower limits described above.

25 [0097] In one embodiment, the composition comprises at least 99 wt% cyclohexanone, and at least 0.1 wppm to 1000 wppm of at least one of cyclohexanedione and hydroxycyclohexanone.

30 [0098] In various embodiments, the composition may further comprise cyclohexanol. Conveniently, the lower limit of the concentration of cyclohexanol in the composition may be 0.1 wppm, or 0.5 wppm, or 1 wppm, or 2 wppm or 5 wppm, based upon the total weight of the composition. The upper limit of the concentration of cyclohexanol in the composition may be 1000 wppm, or 100 wppm, or 10 wppm, or 3 wppm or 1 wppm, based upon the total weight of the composition. The concentration of cyclohexanol in the composition may be any combination of the upper and lower limits described above.

[0099] In various embodiments, the combined amount cyclohexanol, cyclohexanedione and hydroxycyclohexanone present in the composition accounts for at least 1 wt%, or at least 5 wt%, or at least 10 wt%, or at least 20 wt%, or at least 30 wt%, or at least 40 wt%, or at least 50 wt% of the total amount of contaminants in the composition. As used herein, “the  
5 total amount of contaminants in the composition” means all species present in the composition excluding cyclohexanone.

[00100] In various embodiments, the total combined amount of the cyclohexanol, cyclohexanedione, hydroxycyclohexanone, cyclohexenone, hexanal and/or methylcyclopentanone present in the cyclohexanone composition does not exceed 1000  
10 wppm, or does not exceed 100 wppm, or does not exceed 50 wppm, or does not exceed 25 wppm, or does not exceed 10 wppm, or does not exceed 3 wppm, or does not exceed 1 wppm.

[00101] In various embodiments, the composition may further comprise one or more of cyclohexenone, hexanal and/or methylcyclopentanone in any combination. Conveniently,  
15 the lower limit of the concentration of cyclohexenone, hexanal and/or methylcyclopentanone in the composition may be 0.1 wppm, or 0.5 wppm, or 1 wppm, or 2 wppm or 5 wppm, based upon the total weight of the composition. The upper limit of the concentration of cyclohexenone, hexanal and/or methylcyclopentanone in the composition may be 1000  
20 wppm, or 100 wppm, or 10 wppm, or 3 wppm or 1 wppm, based upon the total weight of the composition. The concentration of cyclohexenone, hexanal and/or methylcyclopentanone in the composition may be any combination of the upper and lower limits described above.

[00102] The concentration ranges of components in the compositions described herein may be determined according to the gas chromatograph (GC) technique described in ASTM D 6142-08, tailored and calibrated for such components.

[00103] In various embodiments, the cyclohexanone compositions discussed herein may additionally comprise at least 0.1 wppm to 1000 wppm water, or at least 0.1 wppm to 150  
25 wppm water. Water may be measured, for example, by method DIN 51777 / Part 1.

[00104] Conveniently, any of the cyclohexanone compositions discussed herein may further contain less than 100 wppm, or less than 10 wppm, or less than 1 wppm, or no  
30 measurable concentration of at least one or any combination of certain contaminants that are produced in the conventional Hock process, namely, methylcyclopentenone, methylcyclopentenal, cyclohexenone, cyclohexenol, phenol, butylcyclohexylether, pentylcyclohexane, cyclohexyl acetate, pentanal, valeric acid, and butyric acid. These components are particularly problematic in further processing of a cyclohexanone

composition, and are virtually non-existent in the method of the present invention. As used herein, “no measurable concentration” and “virtually nonexistent” mean the quantity of the named components in the composition is below the detectable limit in the gas chromatographic measurement technique with a Carbowax column specifically tailored and calibrated for these components.

[00105] In various embodiments, one or more of the cyclohexanol, cyclohexanedione, hydroxycyclohexanone, cyclohexenone, hexanal and/or methylcyclopentanone present in the composition were generated *in situ* during a process for making cyclohexanone (i.e., were not added from an external source).

[00106] In various embodiments, one or more of the cyclohexanol, cyclohexanedione, hydroxycyclohexanone, cyclohexenone, hexanal and/or methylcyclopentanone present in the composition during one or more of the steps of:

- (i) hydroalkylating benzene to produce cyclohexylbenzene;
- (ii) oxidizing cyclohexylbenzene to produce cyclohexylbenzene hydroperoxide; and
- (iii) cleaving cyclohexylbenzene hydroperoxide to form phenol and cyclohexanone.

[00107] Conveniently, the cyclohexanone compositions discussed herein may have acceptable or exceptional quality according to any industry standard specifications. These specifications may include, for example, a platinum-cobalt (Pt-Co) color of 20 maximum, even as low as 5 (determined, for example, by ASTM D209); free acidity as formic acid of 0.01 wt% maximum (determined, for example, by ASTM D1613); a density at 20°C of 0.946 +/- 0.002 g/cm<sup>3</sup> (determined, for example, by DIN 51757 / Method D); a distillation range ASTM D1078 - 05 Standard Test Method for Distillation Range of Volatile Organic Liquids of 1.8°C maximum including 155.65°C; refractive index N of 1.4480 - 1.4490; and a very low content of metals, such as less than 0.8 wppm Chloride, less than 1 wppm Phosphate, less than 100 weight-parts-per-billion (wppb) Aluminum; less than 100 wppb Antimony; less than 100 wppb Arsenic, less than 100 wppb Boron, less than 100 wppb Calcium, less than 100 wppb Chromium, less than 100 wppb Copper, less than 100 wppb Gold, less than 100 wppb Iron, less than 100 wppb Lead, less than 100 wppb Magnesium, less than 100 wppb Manganese, less than 100 wppb Nickel, less than 100 wppb Potassium, less than 100 wppb Sodium, less than 100 wppb Tin, less than 100 wppb Titanium, and/or less than 100 wppb Zinc.

#### **Description According to the Figures**

[00108] The invention will now be more particularly described with reference to the accompanying drawings.

[00109] Referring to Figure 1, a process **100** for producing phenol and cyclohexanone from cyclohexylbenzene according to a first example of the invention is shown in which a feedstock comprising cyclohexylbenzene is supplied by line **102** to an oxidation reactor **106**. A stream comprising oxygen, conveniently air, is also provided to the oxidation reactor **106** in line **104**. The stream in line **104** may also be one derived from air, for example, air that has been compressed and filtered to remove particulates, air that has been compressed and cooled to condense and remove water, or a stream that has been enriched in oxygen above the natural approximately 21 mol% in air through membrane enrichment, cryogenic separation or other known means.

10 [00110] Oxidation reactor **106** may be any type of reactor and, for example, comprise a simple, largely open vessel container with a distributor inlet for the oxygen-containing stream in line **104**, or otherwise ensure good contacting of the oxygen and cyclohexylbenzene. Oxidation reactor **106** may have means to withdraw and pump a portion of its contents through a suitable cooling device and return the cooled portion to the reactor **106**, thereby managing the exothermicity of the oxidation reaction. Alternatively, cooling coils providing indirect cooling, say by cooling water, may be operated within oxidation reactor **106** to remove the generated heat. In other embodiments, oxidation reactor **106** may comprise a plurality of reactors in series, each conducting a portion of the conversion reaction, optionally operating at different conditions selected to enhance the oxidation reaction at the pertinent conversion range in each.

15 [00111] Conditions within oxidation reactor **106** are such that an oxidation reaction takes place, converting cyclohexylbenzene to the associated hydroperoxide. Conveniently conditions are selected to favor the formation of cyclohexyl-1-phenyl-1-hydroperoxide well above other hydroperoxides and dihydroperoxides discussed herein. In one particular embodiment, N-hydroxyphthalimide (NHPI) is also introduced to oxidation reactor **106**, by means not shown in Figure 1, to enhance selectivity to cyclohexyl-1-phenyl-1-hydroperoxide.

20 [00112] As the oxidation reaction proceeds, oxygen is depleted and an oxygen depleted stream in line **108** is removed from oxidation reactor **106**. When the stream comprising oxygen in line **104** is air, the oxygen depleted stream in line **108** is typically enriched in nitrogen. When the oxidation reaction is conducted at or near atmospheric pressure, the oxygen depleted stream in line **108** may also contain lower volatility byproducts of the oxidation reaction, such as water, along with minor amounts of cyclohexylbenzene, among other components that may be in the vapor phase under the conditions in oxidation reactor **106**. In an operation not shown in Figure 1, the oxygen depleted stream in line **108** may be

further processed to recover the cyclohexylbenzene, remove water, and otherwise make the cyclohexylbenzene fit for recycle as feed to oxidation reactor **106**, and make other streams suitable for other uses or disposal.

5 [00113] An oxidation reaction product including cyclohexylbenzene hydroperoxide conveniently rich in cyclohexyl-1-phenyl-1-hydroperoxide but potentially including other hydroperoxides and dihydroperoxides, is withdrawn from oxidation reactor **106** via line **110**. Where NHPI is introduced to oxidation reactor **106**, the oxidation reaction product removed in line **110** may also contain NHPI.

10 [00114] The oxidation product including cyclohexylbenzene hydroperoxide in line **110** is supplied to a cleavage reactor **114**, which also receives a catalyst that will promote the cleavage reaction, such as sulfuric acid, by way of line **112**. Conditions in cleavage reactor **114** are such that a cleavage reaction takes place, causing the cyclohexyl-1-phenyl-1-hydroperoxide and any other hydroperoxides and dihydroperoxide present to decompose to phenol, cyclohexanone and contaminant byproducts. A cleavage reaction product including  
15 phenol, cyclohexanone, contaminant byproducts and possibly unreacted cleavage catalyst is withdrawn from cleavage reactor **114** in line **116**.

[00115] Cleavage reactor **114** may be any type of reactor known to those skilled in the art, for example, comprising a simple, largely open vessel container operating in a near continuous stirred tank reactor mode, or a simple, open length of pipe operating in a near plug  
20 flow reactor mode. Cleavage reactor **114** may have means to withdraw and pump a portion of the contents through a suitable cooling device and return the cooled portion to cleavage reactor **114**, thereby managing the exothermicity of the cleavage reaction, or it may be operated in an adiabatic fashion. In one embodiment, the catalyst promoting the cleavage reaction may be introduced to cleavage reactor **114** in such a circulating portion of the  
25 contents, with or without cooling. Alternatively, cooling coils providing indirect cooling, say by cooling water, may be operated within cleavage reactor **114** to remove the generated heat. In other embodiments, cleavage reactor **114** may comprise a plurality of reactors in series, each conducting a portion of the conversion reaction, optionally operating in different modes and at different conditions selected to enhance the cleavage reaction at the pertinent  
30 conversion range in each.

[00116] The cleavage reaction product in line **116** is directed to an acid material contacting device **118**, which contains an acidic material. The conditions within the contacting device **118** are such that a purification reaction takes place, and at least some of the contaminant byproducts in the cleavage reaction product are converted to purification reaction products.

An acid treated stream, containing a reduced content of contaminant byproducts relative to the cleavage reaction product, is removed from contacting device **118** in line **120** and may be subject to further processing by means not shown in Figure 1 to, for example, further purify phenol and cyclohexanone, separate phenol from cyclohexanone, and the like.

5 **[00117]** The acid material contacting device **118** may be any device suitably correlated to the acid material utilized therein. In the embodiment depicted in Figure 1, no acid material in a separate line is provided to the contacting device **118**. Such an embodiment is representative of, for example, a solid acid material such as, for example an ion exchange resin or a zeolite. In a variation of such an embodiment, the acidic material is the same acid  
10 used as the catalyst for promoting the cleavage reaction, and the acid material contacting device **118** may be a simple, largely open vessel reactor, or largely open pipe allowing continued exposure of the acid and the cleavage reaction product for the desired residence time.

**[00118]** In another embodiment, the acid material may be a liquid aqueous acid and acid  
15 material contacting device **118** may be a countercurrent wash column, or a liquid-liquid extraction column or countercurrent series of liquid-liquid contacting drums. In such an embodiment, lines not shown in Figure 1 may be present carrying the fresh liquid acid material into and the used liquid acid material out of acid material contacting device **118**.

**[00119]** In a further embodiment the cleavage product further contains unreacted cleavage  
20 catalyst, and that material is not the desired acid material for facilitating the purification reaction. One option in such a circumstance is to provide means not shown in Figure 1 to remove the unreacted catalyst from the cleavage product in line **116**, or neutralize the material and render it essentially inert, and provide the resultant cleavage product to acid material contacting device **118**. In this manner, the desired acid material and acid material  
25 contacting device **118** can independently and optimally facilitate the purification reaction on the cleavage product.

**[00120]** Referring to Figure 2, a process **200** for producing phenol and cyclohexanone from cyclohexylbenzene according to a second example of the invention is shown in which a  
30 feedstock comprising cyclohexylbenzene is supplied by line **202** to an oxidation reactor **206**. A stream comprising oxygen, which can have the same composition as that in line **104** in Figure 1, is also provided to the oxidation reactor **206** via line **204**.

**[00121]** The construction and operation of the oxidation reactor **206** are the same as that of reactor **106** in Figure 1, including the withdrawal of an oxygen depleted stream in line **208** and an oxidation reaction product including cyclohexylbenzene hydroperoxide in line **210**.

The oxidation reaction product is supplied by line **210** to a cleavage reactor **214**, which also receives sulfuric acid to promote the cleavage reaction by way of line **212**.

**[00122]** The construction and operation of the cleavage reactor **214** are the same as that of reactor **114** in Figure 1, including the withdrawal of a cleavage reaction product including phenol, cyclohexanone, contaminant byproducts and unreacted sulfuric acid from cleavage reactor **214** in line **216**. The cleavage reaction product in line **216** is mixed with an amine compound, conveniently a relatively high molecular weight amine, for example, 2-methylpentane-1,5-diamine, in line **218** to complex with and neutralize the sulfuric acid in the cleavage reaction and produce a neutralized cleavage product in line **220**. The neutralized cleavage product in line **220** thus now comprises phenol, cyclohexanone, contaminant byproduct(s) and amine-sulfuric acid salt(s). The amine-sulfuric acid salts are completely soluble in the balance of the neutralized cleavage product and further have a relatively low volatility compared to cyclohexylbenzene. In one embodiment, an excess of an amine compound is supplied in line **218** beyond the stoichiometric neutralization of the sulfuric acid in the cleavage product line **216**, to give the neutralized cleavage product in line **220** with a more basic, or less acidic character.

**[00123]** The neutralized cleavage product in line **220** is provided to first fractionation column **222**, which is operated to provide a first overhead product in line **224** that is rich in material with a higher volatility than cyclohexanone, for example comprising methylcyclopentanone that may be present in the neutralized cleavage product in line **220**, and conveniently further has a very low content of cyclohexanone, phenol, cyclohexylbenzene and lower volatility components. First fractionation column **222** is operated to provide a converse first bottoms product in line **226** that is rich in cyclohexanone and lower volatility components, and further includes contaminant byproducts difficult to fractionate from cyclohexanone and phenol, and conveniently has a very low content of material with a higher volatility than cyclohexanone. Further, the first bottoms product in line **226** is rich in, conveniently containing all of, the amine-sulfuric acid salt(s) introduced to first fractionation column **222** in the neutralized cleavage product in line **220**.

**[00124]** The first bottoms product in line **226** is provided to second distillation column **228**, which is operated to provide a second overhead product in line **232** that is rich in phenol and cyclohexanone, and further includes contaminant byproducts, and is lean in cyclohexylbenzene and lower volatility components, and lean in recycled purification reaction products. Second distillation column **228** is operated to provide a converse second bottoms product in line **230** that is rich in cyclohexylbenzene and lower volatility

components, and rich in recycled purification reaction products, and conveniently is lean in phenol and cyclohexanone. Further, the second bottoms product in line **230** is rich in, conveniently containing all of, the amine-sulfuric acid salt(s) introduced to second fractionation column **228** in the first bottoms product in line **226**.

5 **[00125]** The second overhead product in line **232** is directed to an acid material contacting device **234**. Acid material contacting device **234** contains an acidic material, and conditions within acid material contacting device **234** are such that a purification reaction takes place, and some of the contaminant byproducts are converted to a purification reaction product. An acid treated stream, containing a reduced content of contaminant byproducts relative to that  
10 provided with the second overhead product in line **232**, is removed from acid material contacting device **234** in line **236**.

**[00126]** The construction and operation of the acid material contacting device **234** are the same as that of device **118** in Figure 1, including the withdrawal of an acid treated stream in line **236**. The acid treated stream, which contains a reduced content of contaminant  
15 byproducts and is enriched in purification product less volatile than phenol and cyclohexanone, is directed by line **236** to a third fractionation column **238**, which is operated to provide a third overhead product in line **242** that is rich in phenol and cyclohexanone, and is lean in contaminant byproducts and purification reaction products. Third distillation column **238** is operated to provide a converse third bottoms product in line **240** that is rich in  
20 purification reaction products, and conveniently is lean in phenol and cyclohexanone. In one embodiment, the third bottoms product in line **240** contains sufficient phenol, or phenol and cyclohexanone, to carry within it some of the contaminant byproducts that may not have undergone a purification reaction in acid material contacting device **234**.

**[00127]** The third bottoms product in line **240** containing purification products and  
25 optionally phenol and cyclohexanone is recycled to the second fractionation column **228**. In this manner, any phenol and cyclohexanone present in the third bottoms product in line **240** will be recovered in the second overhead product in line **232**, and the purification reaction products will be removed in the second bottoms product in line **230**.

**[00128]** In one embodiment, the operation of first fractionation column **222**, or of second  
30 fractionation column **228**, or both, is conducted in a manner such that the contaminant byproducts within a column(s) are exposed to a temperature for a residence time, that is heat treating conditions, that causes at least a portion of the contaminant byproducts to undergo a second purification reaction, and convert them into a second purification product of lower volatility than cyclohexanone, or of phenol, or of both. Optionally, this second purification

reaction by heat treating may be enhanced by an additive, for example, a superstoichiometric addition of an amine with volatility lower than cyclohexylbenzene to the cleavage product, discussed above, which is then introduced to the fractionation column(s). The second purification products would then exit the fractionation columns with the first bottoms product  
5 in line **226**, or the second bottoms product in line **230**, or both.

**[00129]** While the present invention has been described and illustrated by reference to particular embodiments, those of ordinary skill in the art will appreciate that the invention lends itself to variations not necessarily illustrated herein. For this reason, reference should be made solely to the appended claims for purposes of determining the true scope of the  
10 present invention.

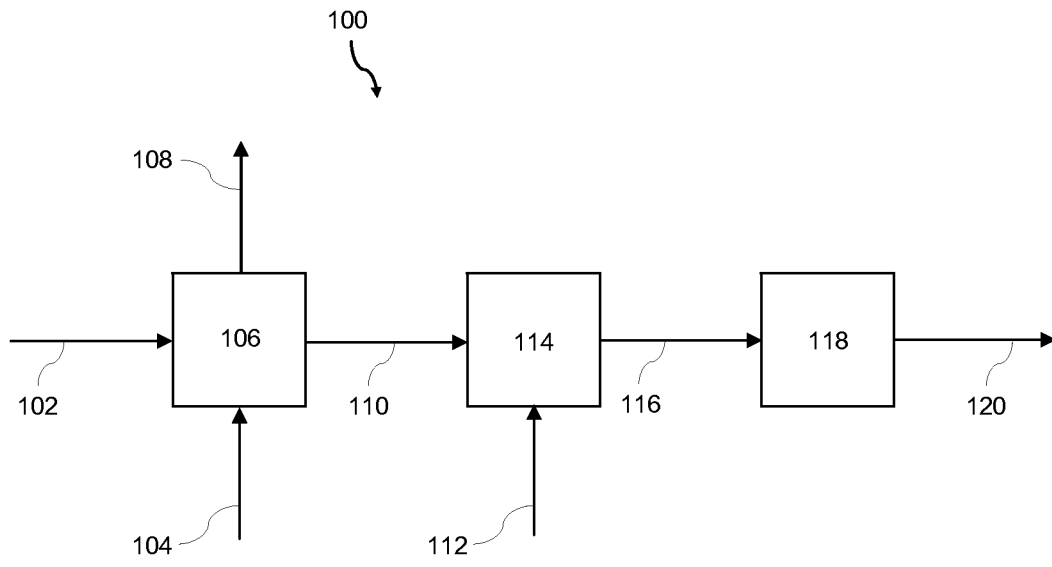
**PCT CLAIMS**

1. A composition comprising:
  - (a) at least 99 wt% cyclohexanone; and
  - (b) 0.1 wppm to 1000 wppm of at least one of cyclohexanedione and hydroxycyclohexanone, wherein the wt% and wppm are based upon the total weight of the composition.
2. The composition of claim 1, wherein the composition comprises 0.1 wppm to 100 wppm of at least one of cyclohexanedione and hydroxycyclohexanone, based upon the total weight of the composition.
3. The composition of claim 1 or claim 2, wherein the composition comprises 0.1 wppm to 10 wppm of at least one of cyclohexanedione and hydroxycyclohexanone, based upon the total weight of the composition.
4. The composition of any one of the preceding claims, wherein the composition comprises 0.1 wppm to 1 wppm of at least one of cyclohexanedione and hydroxycyclohexanone, based upon the total weight of the composition.
5. The composition of any one of the preceding claims, wherein the composition comprises 0.1 wppm to 100 wppm of each one of cyclohexanedione and hydroxycyclohexanone, based upon the total weight of the composition.
6. The composition of any one of the preceding claims, wherein the composition comprises 1 wppm to 100 wppm of at least one of cyclohexanedione and hydroxycyclohexanone, based upon the total weight of the composition.
7. The composition of any one of the preceding claims, wherein the composition comprises 2 wppm to 100 wppm of at least one of cyclohexanedione and hydroxycyclohexanone, based upon the total weight of the composition.
8. The composition of any one of the preceding claims, wherein the composition comprises 0.1 wppm to 1000 wppm of cyclohexanol, based upon the total weight of the composition.
9. The composition of any one of the preceding claims, wherein the composition comprises 0.1 wppm to 100 wppm of cyclohexanol, based upon the total weight of the composition.
10. The composition of any one of the preceding claims, wherein the composition comprises 0.1 wppm to 50 wppm of cyclohexanol, based upon the total weight of the composition.

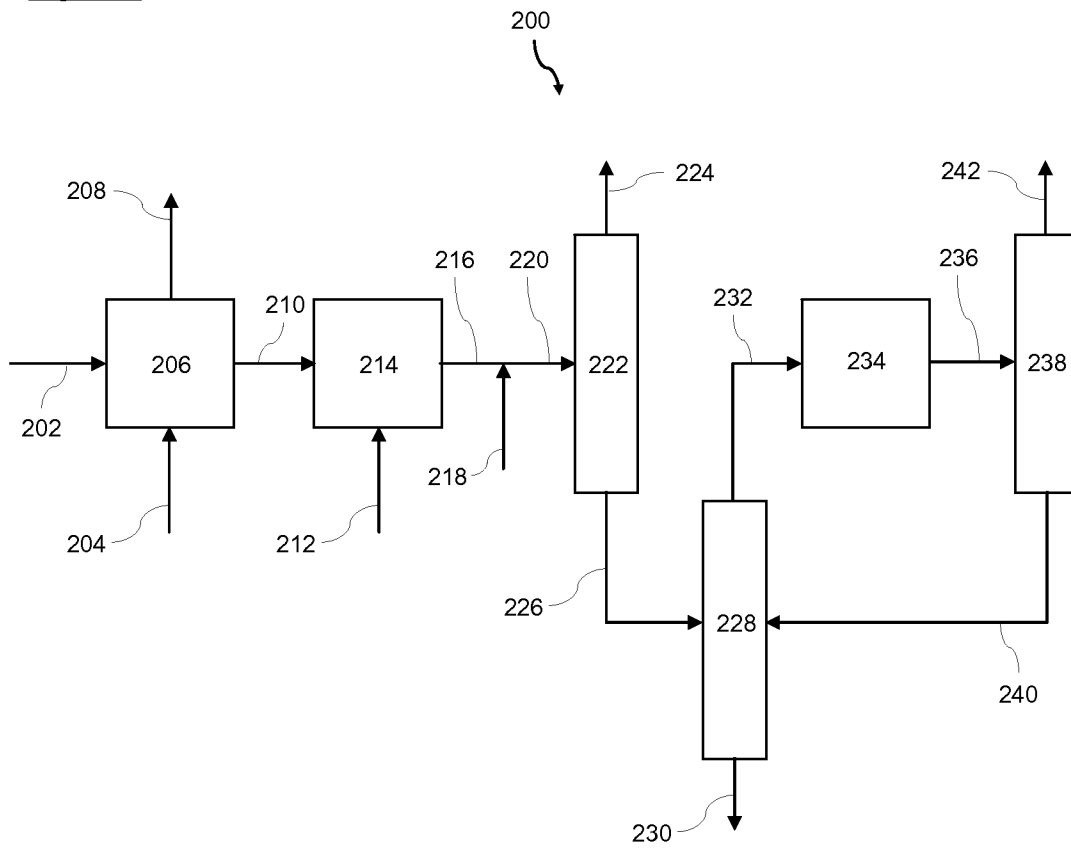
11. The composition of any one of the preceding claims, wherein the composition comprises 0.1 wppm to 10 wppm of cyclohexanol, based upon the total weight of the composition.
12. The composition of any one of the preceding claims, wherein the composition comprises at least 99.5 wt% cyclohexanone, based upon the total weight of the composition.
13. The composition of any one of the preceding claims, wherein the composition comprises at least 99.90 wt% cyclohexanone, based upon the total weight of the composition.
14. The composition of any one of the preceding claims, wherein the composition comprises at least 99.99 wt% cyclohexanone, based upon the total weight of the composition.
15. The composition of any one of the preceding claims, wherein the combined amount of cyclohexanedione and hydroxycyclohexanone that is present in the composition accounts for at least 1 wt % of the total amount of contaminants present in the composition.
16. The composition of any one of the preceding claims, wherein at least 95% of the cyclohexanedione, hydroxycyclohexanone and cyclohexanol that is present in the composition was not added from an external source.
17. The composition of any one of the preceding claims, wherein any cyclohexanedione, hydroxycyclohexanone and cyclohexanol that are present in the composition were produced during one or more of:
  - (i) hydroalkylating benzene to produce cyclohexylbenzene;
  - (ii) oxidizing at least a portion of the cyclohexylbenzene to produce cyclohexylbenzene hydroperoxide; and
  - (iii) cleaving at least a portion of the cyclohexylbenzene hydroperoxide to form phenol and cyclohexanone.
18. The composition of any one of the preceding claims, wherein the composition comprises 0.1 wppm to 1000 wppm water as determined according to DIN 51777 / Part 1, based upon the total weight of the composition.
19. The composition of any one of the preceding claims, wherein the composition comprises 0.1 wppm to 100 wppm of at least one of cyclohexenone, hexanal and methylcyclopentanone, based upon the total weight of the composition.
20. The composition of any one of the preceding claims, wherein the composition comprises 0.1 wppm to 10 wppm of at least one of cyclohexenone, hexanal and methylcyclopentanone, based upon the total weight of the composition.

21. The composition of any one of the preceding claims, wherein at least a portion of the composition is used to make adipic acid, cyclohexanone resin, cyclohexanone oxime, caprolactam or nylon.
22. The composition of any one of the preceding claims, wherein the composition comprises less than 1 wppm of each of methylcyclopentenone, methylcyclopentenol, cyclohexenone, cyclohexenol, phenol, butylcyclohexylether, pentylcyclohexane, cyclohexyl acetate, pentanal, valeric acid, and butyric acid.
23. The composition of any one of the preceding claims, wherein the composition comprises no measurable concentration of each of methylcyclopentenone, methylcyclopentenol, cyclohexenone, cyclohexenol, phenol, butylcyclohexylether, pentylcyclohexane, cyclohexyl acetate, pentanal, valeric acid, and butyric acid.
24. The composition of any one of the preceding claims having a density at 20°C of 0.946 +/- 0.002 g/cm<sup>3</sup>.
25. A composition comprising:
- (a) at least 99 wt% cyclohexanone;
  - (b) 0.1 wppm to 100 wppm of cyclohexanol; and
  - (c) 0.1 wppm to 10 wppm of at least one of cyclohexanedione and hydroxycyclohexanone, wherein the wt% and wppm are based upon the total weight of the composition, and wherein the combined amount of cyclohexanol, cyclohexanedione and hydroxycyclohexanone accounts for at least 20 wt% of the total amount of contaminants present in the composition.

**Figure 1**



**Figure 2**



**INTERNATIONAL SEARCH REPORT**

International application No  
PCT/US2011/047828

**A. CLASSIFICATION OF SUBJECT MATTER**  
 INV. C07C49/403 C07C45/53 C07C45/78 C07C2/74 C07C13/28  
 C07C37/08 C07C39/04 C07C409/14  
 ADD.  
 According to International Patent Classification (IPC) or to both national classification and IPC

**B. FIELDS SEARCHED**  
 Minimum documentation searched (classification system followed by classification symbols)  
 C07C  
 Documentation searched other than minimum documentation to the extent that such documents are included in the fields searched

Electronic data base consulted during the international search (name of data base and, where practical, search terms used)  
 EPO-Internal, CHEM ABS Data, WPI Data

**C. DOCUMENTS CONSIDERED TO BE RELEVANT**

Category*	Citation of document, with indication, where appropriate, of the relevant passages	Relevant to claim No.
X	US 4 021 490 A (HUDSON PAUL S) 3 May 1977 (1977-05-03) claim 1; table 1 -----	1-25
X	US 3 076 810 A (DUGGAN RAYMOND J ET AL) 5 February 1963 (1963-02-05) table IV -----	1-25
X	WO 2009/134514 A1 (EXXONMOBIL CHEM PATENTS INC [US]; DAKKA JIHAD M [US]; BUCHANAN JOHN SC) 5 November 2009 (2009-11-05) paragraph [0039]; claim 1 -----	1-25

Further documents are listed in the continuation of Box C.

See patent family annex.

\* Special categories of cited documents :

- "A" document defining the general state of the art which is not considered to be of particular relevance
- "E" earlier document but published on or after the international filing date
- "L" document which may throw doubts on priority claim(s) or which is cited to establish the publication date of another citation or other special reason (as specified)
- "O" document referring to an oral disclosure, use, exhibition or other means
- "P" document published prior to the international filing date but later than the priority date claimed

- "T" later document published after the international filing date or priority date and not in conflict with the application but cited to understand the principle or theory underlying the invention
- "X" document of particular relevance; the claimed invention cannot be considered novel or cannot be considered to involve an inventive step when the document is taken alone
- "Y" document of particular relevance; the claimed invention cannot be considered to involve an inventive step when the document is combined with one or more other such documents, such combination being obvious to a person skilled in the art.
- "&" document member of the same patent family

Date of the actual completion of the international search <b>9 February 2012</b>	Date of mailing of the international search report <b>17/02/2012</b>
---	---

Name and mailing address of the ISA/ European Patent Office, P.B. 5818 Patentlaan 2 NL - 2280 HV Rijswijk Tel. (+31-70) 340-2040, Fax: (+31-70) 340-3016	Authorized officer <b>Steinreiber, J</b>
--	---

**INTERNATIONAL SEARCH REPORT**

Information on patent family members

International application No

PCT/US2011/047828

Patent document cited in search report	Publication date	Patent family member(s)	Publication date
US 4021490	A	03-05-1977	NONE
-----			
US 3076810	A	05-02-1963	CH 398564 A 15-03-1966
			GB 976339 A 25-11-1964
			US 3076810 A 05-02-1963
-----			
WO 2009134514	A1	05-11-2009	CN 102015604 A 13-04-2011
			EP 2303822 A1 06-04-2011
			WO 2009134514 A1 05-11-2009
-----			