

(19) World Intellectual Property  
Organization  
International Bureau



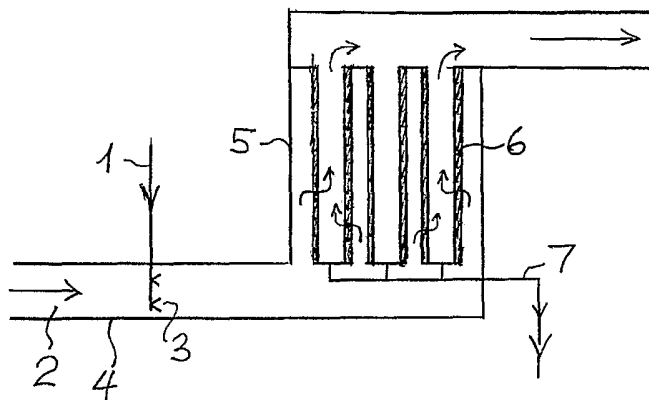
(43) International Publication Date  
8 July 2004 (08.07.2004)

PCT

(10) International Publication Number  
**WO 2004/056449 A2**

- (51) International Patent Classification<sup>7</sup>: **B01D 53/00**
- (21) International Application Number:  
PCT/EP2003/013699
- (22) International Filing Date: 4 December 2003 (04.12.2003)
- (25) Filing Language: English
- (26) Publication Language: English
- (30) Priority Data:  
PA 2002 01992 21 December 2002 (21.12.2002) DK
- (71) Applicant (for all designated States except US): **HALDOR TOPSØE A/S** [DK/DK]; Nymøllevej 55, DK-2800 Kgs. Lyngby (DK).
- (71) Applicant and  
(72) Inventor: **NIELSEN, Morten Thellefsen** [DK/DK]; Egholmen 12, DK-3400 Hillerød (DK).
- (72) Inventors; and  
(75) Inventors/Applicants (for US only): **SCHOUBYE, Peter** [DK/DK]; Lærkevænget 9, DK-2970 Hørsholm (DK). **CHRISTENSEN, Kurt Agerbæk** [DK/DK]; Norvangsparken 4, DK-3460 Birkerød (DK).
- (74) Common Representative: **HALDOR TOPSØE A/S**; Nymøllevej 55, DK-2800 Kgs. Lyngby (DK).
- (81) Designated States (national): AE, AG, AL, AM, AT, AU, AZ, BA, BB, BG, BR, BW, BY, BZ, CA, CH, CN, CO, CR, CU, CZ, DE, DK, DM, DZ, EC, EE, EG, ES, FI, GB, GD, GE, GH, GM, HR, HU, ID, IL, IN, IS, JP, KE, KG, KP, KR, KZ, LC, LK, LR, LS, LT, LU, LV, MA, MD, MG, MK, MN, MW, MX, MZ, NI, NO, NZ, OM, PG, PH, PL, PT, RO, RU, SC, SD, SE, SG, SK, SL, SY, TJ, TM, TN, TR, TT, TZ, UA, UG, US, UZ, VC, VN, YU, ZA, ZM, ZW.
- (84) Designated States (regional): ARIPO patent (BW, GH, GM, KE, LS, MW, MZ, SD, SL, SZ, TZ, UG, ZM, ZW), Eurasian patent (AM, AZ, BY, KG, KZ, MD, RU, TJ, TM), European patent (AT, BE, BG, CH, CY, CZ, DE, DK, EE, ES, FI, FR, GB, GR, HU, IE, IT, LU, MC, NL, PT, RO, SE, SI, SK, TR), OAPI patent (BF, BJ, CF, CG, CI, CM, GA, GN, GQ, GW, ML, MR, NE, SN, TD, TG).
- Declaration under Rule 4.17:**  
— of inventorship (Rule 4.17(iv)) for US only
- Published:**  
— without international search report and to be republished upon receipt of that report
- For two-letter codes and other abbreviations, refer to the "Guidance Notes on Codes and Abbreviations" appearing at the beginning of each regular issue of the PCT Gazette.

(54) Title: PROCESS FOR REMOVAL OF SO<sub>2</sub> FROM OFF-GASES BY REACTION WITH H<sub>2</sub>O



(57) Abstract: A process for removal of SO<sub>2</sub> in off-gases having a temperature of 30-150°C and containing 0.001-1 vol% SO<sub>2</sub> in which the SO<sub>2</sub> is oxidised to H<sub>2</sub>SO<sub>4</sub> by spraying an aqueous solution of H<sub>2</sub>O<sub>2</sub> into the off-gas upstream of an aerosol filter removing the produced sulphuric acid from the off-gas.

WO 2004/056449 A2

## Process for Removal of SO<sub>2</sub> from Off-Gases by Reaction with H<sub>2</sub>O<sub>2</sub>

1

The present invention relates to a process for removal of SO<sub>2</sub> from off-gases by reaction with H<sub>2</sub>O<sub>2</sub>.

5 It has been known for more than 30 years that SO<sub>2</sub>, as described in the publication 2164e from Lurgi/Südchemie AG, August 1989, can be removed from off-gases by contacting the off-gas in an absorption tower with circulating solution of dilute sulphuric acid containing H<sub>2</sub>O<sub>2</sub>, whereby SO<sub>2</sub> is dissolved and oxidised to H<sub>2</sub>SO<sub>4</sub> in the solution. The  
10 circulating solution typically contains 30-60% H<sub>2</sub>SO<sub>4</sub> and 0.1-0.5% H<sub>2</sub>O<sub>2</sub>. The absorption is typically carried out at a temperature of 50-80°C of the circulating solution. H<sub>2</sub>O<sub>2</sub> is added either as a concentrated aqueous solution of H<sub>2</sub>O<sub>2</sub> to the circulating acid, or it is produced by electrolysis of  
15 a side stream of the circulating acid. The produced acid is drawn off from the circulating acid.

The known process usually requires installation of a low velocity aerosol filter downstream of the absorption tower  
20 to remove sulphuric acid aerosol (acid mist) in order to meet acid mist emission regulations requiring less than about 5 mol ppm H<sub>2</sub>SO<sub>4</sub> in the stack gas. Fine acid mist (aerosol) that may be present in the off-gas is not removed efficiently in the absorption tower. Fine acid mist is also  
25 formed in the absorption tower itself by reaction between SO<sub>2</sub> and H<sub>2</sub>O<sub>2</sub> vaporised from the absorbing liquid.

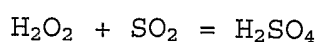
It is a disadvantage of the known process that it requires installation of both an absorption tower and a low velocity  
30 mist filter.

In the process according to the present invention, SO<sub>2</sub> in off-gases is removed by reaction with H<sub>2</sub>O<sub>2</sub> without the use of an absorption tower by spraying a solution of H<sub>2</sub>O<sub>2</sub> in water or dilute sulphuric acid into the off-gas upstream of  
5 a low velocity aerosol filter or wet electrostatic precipitator (WESP).

A preferred embodiment of the invention is shown in Fig. 1. A solution of 0.1-30% H<sub>2</sub>O<sub>2</sub> in line 1 is sprayed by the  
10 spray nozzles 3 into a stream of off-gas in line 2 containing typically between 100-1000 ppm SO<sub>2</sub> and having a temperature typically in the range of 50-120°C. The nozzles are placed in duct 4, so that the spray is evenly distributed in the gas stream upstream of the mist filter 5 in  
15 which the gas is passed in parallel through a number of low velocity filter candles 6. Even distribution of the droplets in the gas is desirable for the process and the most even distribution of the droplets is achieved by using air-atomising nozzles producing very small droplets. The H<sub>2</sub>SO<sub>4</sub>  
20 formed in the process accumulates in the filter elements or candles from which it is drained off through line 7. Most or all of the mass of the droplets evaporate before the gas enters the filter candles, whereby most of the H<sub>2</sub>O<sub>2</sub> evaporates and reacts in the gas phase under formation of sulphuric acid aerosol. However, it is not necessary that the  
25 droplets are completely evaporated before the gas enters the filter elements. The reaction between SO<sub>2</sub> and H<sub>2</sub>O<sub>2</sub> will be completed and the thermal equilibrium will be established in the mist filter elements without decreasing the  
30 efficiency of the SO<sub>2</sub>-removal.

Thus, the injection of the aqueous solution  $\text{H}_2\text{O}_2$  serves two purposes:

5 Firstly, it adds to the off-gas the amount of  $\text{H}_2\text{O}_2$ , which is required for achieving the desired conversion of  $\text{SO}_2$  into  $\text{H}_2\text{SO}_4$  by the reaction



10 Most of the conversion takes place by reaction in the gas phase between  $\text{SO}_2$  and vaporised  $\text{H}_2\text{O}_2$  under formation of acid mist or between  $\text{SO}_2$  and  $\text{H}_2\text{O}_2$  dissolved in the droplets. The reaction is completed in the aerosol filter in which re-  
15 remaining  $\text{SO}_2$  is absorbed and reacts with remaining  $\text{H}_2\text{O}_2$  contained in the dilute sulphuric acid wetting the fibre material.

Secondly, the water comprised in the solution cools off the off-gas in line 2 by evaporation of the droplets, whereby  
20 the off-gas is cooled off to a desired temperature of the filter elements or candles typically to a temperature between  $50^\circ\text{C}$  and  $70^\circ\text{C}$ . The concentration of  $\text{H}_2\text{SO}_4$  in the produced acid will be the equilibrium concentration of  $\text{H}_2\text{SO}_4$  at the actual temperature and  $\text{H}_2\text{O}$  partial pressure in the  
25 gas phase.

Up to 98%  $\text{SO}_2$ -removal can be achieved at, typically, about 95% utilisation of the  $\text{H}_2\text{O}_2$ .

**EXAMPLE**

An off-gas stream of 1000 Nm<sup>3</sup>/h at 100°C contains 200 ppm SO<sub>2</sub> + 10% H<sub>2</sub>O and has a temperature of 100°C. 96% SO<sub>2</sub> removal is desired. The aerosol filter is designed for operation at maximum 70°C. Operation at 67-70°C is chosen in order to achieve the highest possible acid strength and low content of remaining H<sub>2</sub>O<sub>2</sub> in the produced acid.

The process is conducted as follows: 15.7 kg/h water containing 2.0 wt% H<sub>2</sub>O<sub>2</sub> is injected into the off-gas, whereby the off-gas is cooled to 65-70°C in thermal equilibrium. The mist filter is 75 mm thick and has a flow area of 2.5 m<sup>2</sup>. The diameter of the fibres is about 8 µm. Experiments carried out under these conditions show that about 96% of the SO<sub>2</sub> is removed under production of 1.7 kg/h 50% H<sub>2</sub>SO<sub>4</sub> with about 500 ppm H<sub>2</sub>O<sub>2</sub>. The treated gas contains less than 2 ppm H<sub>2</sub>SO<sub>4</sub> and the content of H<sub>2</sub>O<sub>2</sub> is below the detection limit.

**CLAIMS**

1. A process for removal of SO<sub>2</sub> in off-gases having a temperature of 30-150°C and containing 0.001-1 vol% SO<sub>2</sub> in which the SO<sub>2</sub> is oxidised to H<sub>2</sub>SO<sub>4</sub> by spraying an aqueous solution of H<sub>2</sub>O<sub>2</sub> into the off-gas upstream of an aerosol filter removing the produced sulphuric acid from the off-gas.  
5
- 10 2. A process as in claim 1, in which the off-gas is cooled by evaporation of the water comprised in the solution being sprayed into the off-gas upstream of the filter.
- 15 3. A process as in claim 1, in which a wet electrostatic separator is used in place of an aerosol filter.

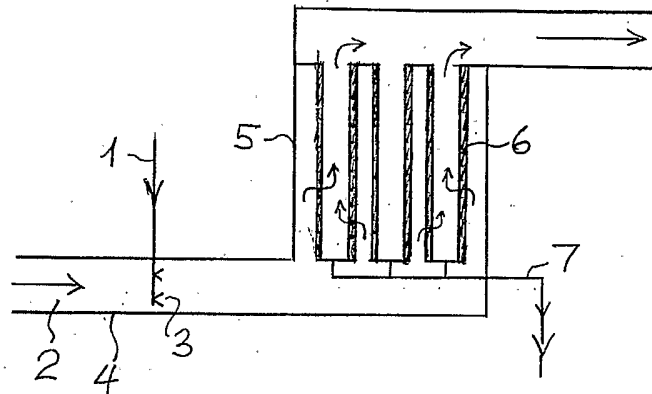


Fig 1