



US00D498271S

(12) **United States Design Patent**
Voet et al.

(10) **Patent No.:** **US D498,271 S**

(45) **Date of Patent:** **** Nov. 9, 2004**

(54) **TOY**

(75) Inventors: **Martin A. Voet**, 28451 Avd. La Mancha, San Juan Capistrano, CA (US) 92675; **Suzanne Mills-Winkler**, Long Beach, CA (US); **Donna Tede Tucker**, Long Beach, CA (US)

(73) Assignee: **Martin A. Voet**, San Juan Capistrano, CA (US)

(**) Term: **14 Years**

(21) Appl. No.: **29/202,550**

(22) Filed: **Apr. 1, 2004**

(51) **LOC (7) Cl.** **21-01**

(52) **U.S. Cl.** **D21/594; D21/622; D21/631; D21/633**

(58) **Field of Search** D21/594, 621, D21/622, 630, 631, 633, 639, 642, 649; 446/268, 330, 354, 298, 369, 372, 384, 376; D11/160

(56) **References Cited**

U.S. PATENT DOCUMENTS

- D45,274 S * 2/1914 Shively D11/160
- D72,027 S * 2/1927 Ober D21/715
- D156,900 S * 1/1950 Kipp D11/160
- D161,319 S * 12/1950 Cope et al. D11/160

- 3,566,537 A * 3/1971 Tepper et al. 446/308
- D311,430 S * 10/1990 Paris D21/633
- D354,779 S * 1/1995 Rubright et al. D21/631
- D453,034 S * 1/2002 Turk D21/621

* cited by examiner

Primary Examiner—Lucy Lieberman

(74) *Attorney, Agent, or Firm*—Walter A. Hackler

(57) **CLAIM**

The ornamental design for toy, as shown and described.

DESCRIPTION

FIG. 1 is a left side elevation of the present invention, with the arms in a closed position;

FIG. 2 is a front view of the present invention, with arms in a closed position;

FIG. 3 is a right side elevation of the present invention with the arms in a closed position;

FIG. 4 is a rear view of the present invention with arms in a closed position;


FIG. 5 is a top view of the present invention with arms in a closed position;

FIG. 6 is a front view of the present invention with the arms shown in an open position and the hair shown in a rotated position; and,

FIG. 7 is a top plan view of FIG. 6.

The broken lines shown in FIGS. 6 and 7 are for illustrative purposes only and do not form part of the claimed design.

1 Claim, 2 Drawing Sheets



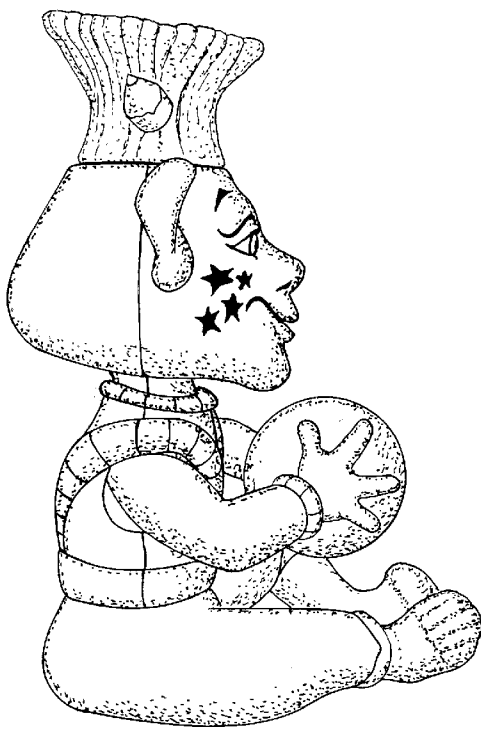


FIG. 1.




FIG. 2.

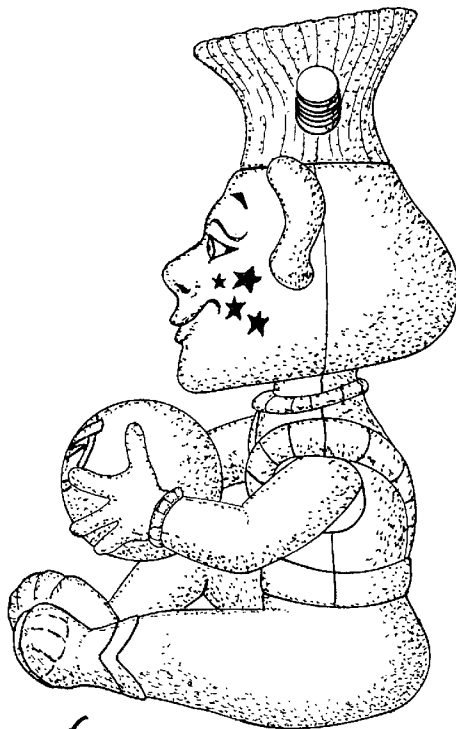


FIG. 3.




FIG. 4.

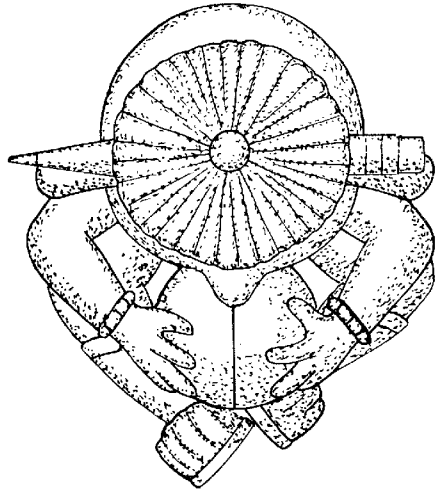


FIG. 5.

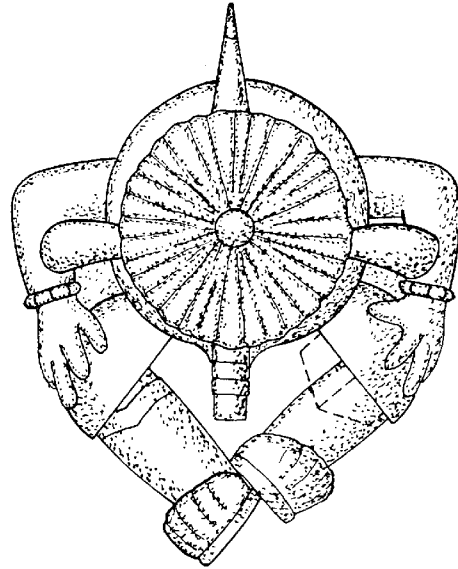


FIG. 7.




FIG. 6.