

W. A. Mayhew,

Vegetable Cutter.

No. 107,516.

Patented Sept. 20. 1870.

Fig. 1.

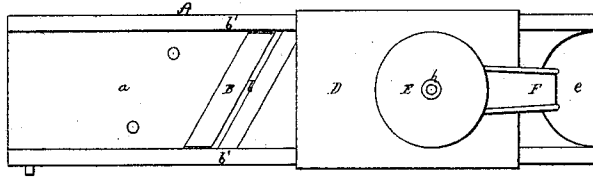


Fig. 2.

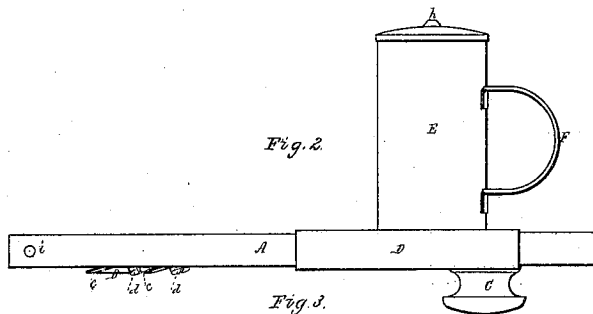


Fig. 3.

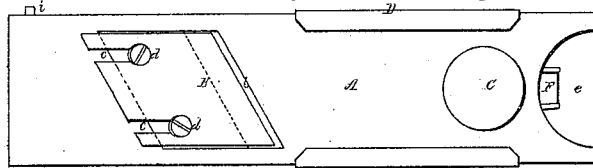


Fig. 4.

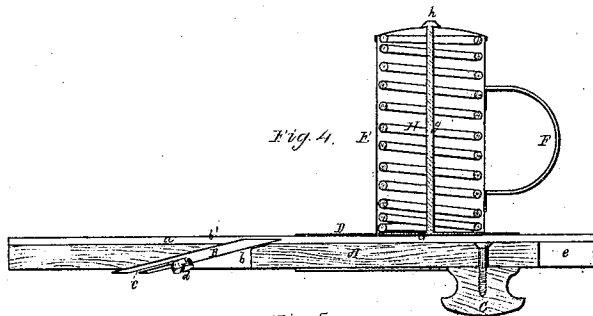
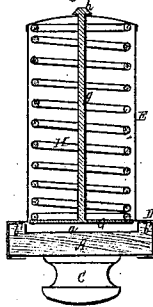


Fig. 5.



Witnesses
S. N. Pepin
L. N. Mollen

Wm. A. Mayhew
by his attorney
R. H. Gray

United States Patent Office.

WILLIAM A. MAYHEW, OF PEABODY, MASSACHUSETTS.

Letters Patent No. 107,516, dated September 20, 1870.

IMPROVEMENT IN FRUIT AND VEGETABLE-SLICERS.

The Schedule referred to in these Letters Patent and making part of the same.

To all persons to whom these presents may come:

Be it known that I, WILLIAM A. MAYHEW, of Peabody, of the county of Essex and State of Massachusetts, have invented a new and useful Machine for Slicing Fruits or Vegetables; and do hereby declare the same to be fully described in the following specification, and represented in the accompanying drawing, of which—

Figure 1 is a top-view;

Figure 2, a side elevation;

Figure 3, a bottom view;

Figure 4, a longitudinal section; and

Figure 5, a transverse section of such machine or slicer.

In the drawing—

A denotes the stock of the machine, it being a rectangular piece of board, grooved lengthwise, as shown at *a*, and formed with an oblique throat, *b*, to receive and hold a knife or blade, B. This blade, provided with slots, *c c*, extending through it, is held in place in the throat by means of two clamp-screws, *d d*, which go through the slots, and screw into the stock.

Furthermore, a handle, C, extends down from the stock near one end of it, such end being formed with a semicircular recess or notch, as shown at *e*, the purpose of which will be hereinafter described.

There is fitted to the stock a slide-plate or slider, D, which extends across the upper surface of the stock, rests on the parts or ledges *b' b'* thereof, and embraces its opposite parallel edges, and projects from each a short distance underneath and against the bottom surface of the stock, all as represented.

On the said slide-plate, and fastened thereto, there is erected a cylindrical box, E, provided with a handle, F, arranged as shown.

This box opens, at bottom, through the slide-plate, and carries a presser, G, and a helical spring, H, to force the presser downward.

A wire or stem, *g*, is extended from the presser up through the head of the box, and is furnished with a button or stop, *h*, to rest against such head, so as to support the presser in place when the box is directly over the semicircular notch in the end of the stock.

This notch renders it unnecessary to remove the slider and its box and presser from the stock in order to enable a person to introduce a fruit or vegetable into the box, the slider remaining in connection with the stock during such an application of a fruit or vegetable.

A stud, *i*, projected from the stock near its front end, serves as a stop to check the advance of the slider.

After the box may have been charged with an article to be sliced, we have only to lay hold of the handle C with one hand, and with the other seize the box-handle, and move the slider and box quickly forward and backward on the stock and over the knife.

The result will be that the article, whether it be a fruit or a vegetable, will be reduced to thin slices, and each of them, on being formed, will be discharged through the knife-throat, the knife, by a drawing-stroke, cutting the slice from the article.

The groove *a* serves to enable the knife to be adjusted to cut slices of different thicknesses without danger of contact with the presser.

I claim—

The slicer, as composed of the knife B and recessed stock A, the slider D, the box E, the presser G, the spring H, and the handles C F, all combined, arranged, and constructed in manner and to operate as explained.

WILLIAM A. MAYHEW.

Witnesses:

R. H. EDDY,

S. N. PIPÉR.