

*A. Potts,
Letter Box.*

No. 109,939.

Patented Dec. 6, 1870.

Fig. 1.

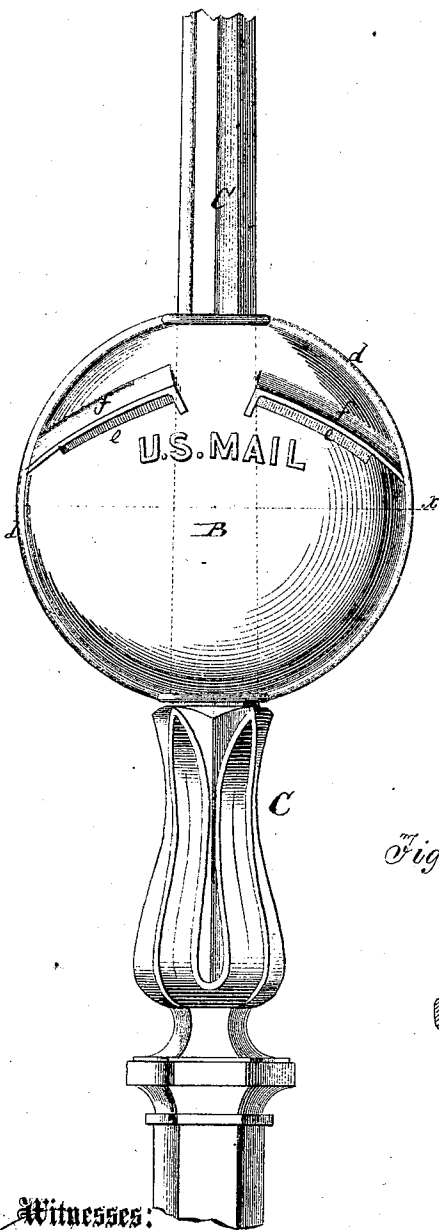


Fig. 2.

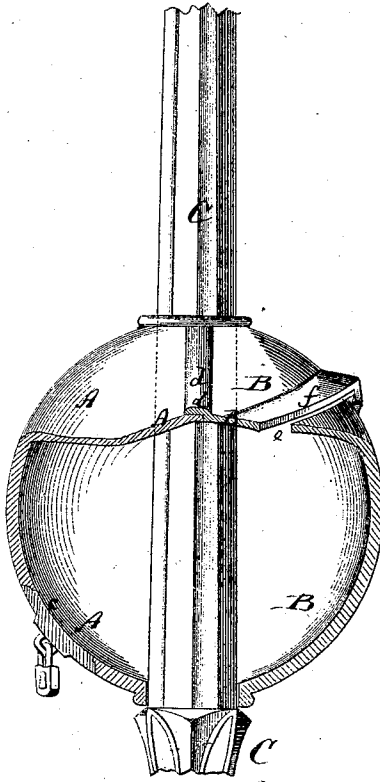
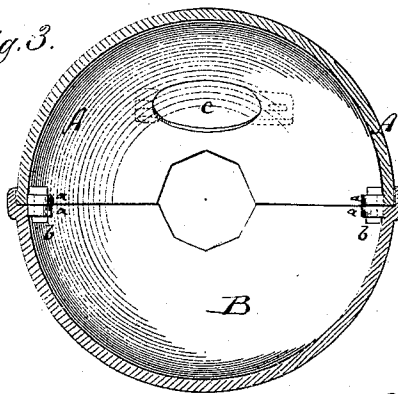


Fig. 3.



Witnesses:

*Kustave Dieterich
L. J. Mabee*

Inventor:

A. Potts
PER *Wm. C.*
Attorneys.

United States Patent Office.

ALBERT POTTS, OF PHILADELPHIA, PENNSYLVANIA.

Letters Patent No. 109,939, dated December 6, 1870.

IMPROVEMENT IN LETTER-BOXES.

The Schedule referred to in these Letters Patent and making part of the same.

To all whom it may concern:

Be it known that I, ALBERT POTTS, of Philadelphia, in the county of Philadelphia and State of Pennsylvania, have invented a new and improved Street Letter-Box; and I do hereby declare that the following is a full, clear, and exact description thereof, which will enable others skilled in the art to make and use the same, reference being had to the accompanying drawing forming part of this specification, in which—

Figure 1 is a side view of my improved street letter-box.

Figure 2 is a sectional side view of the same.

Figure 3 is a horizontal section of the same, $x x$ being the section line.

Similar letters of reference indicate corresponding parts.

The object of this invention is to so construct letter-boxes, which are to be applied to lamp-posts, pillars, or other similar supports, that they can be readily fitted on, firmly retained, safely closed, and conveniently used.

The invention consists, first, in making a letter-box in two pieces, which are applied to opposite sides of the post or support, and connected by bolts that pass through inwardly-projecting ears or lugs,

The invention consists, also, in making the letter-box of spherical form, in which it is most readily constructed and conveniently used.

The letter-boxes heretofore used were made in single pieces, so as to be slipped upon the lamp-posts from the upper ends of the same. It is evident that, when the posts were provided with projecting ornaments or with enlargements at their upper parts, the boxes could not be applied, and that such ornaments or projections had first to be removed with difficulty.

By making the box of two parts, A B, which are cut out at top and bottom, to fit the post or support C, it can be put against a post or support of suitable shape with great readiness and convenience.

From the inner sides of the parts A B project ears $a a$, through which, after the box is applied to the post, bolts $b b$ are fitted, for firmly holding the parts together.

The bolts are applied through an opening near the bottom of the box, which can be closed by a lid, c .

There being no outside fastening, the box cannot be removed except by the party possessing the key to the lock of the lid c .

The wedging apart of the halves B B is prevented by a lip, d , on one of the parts overlapping the contiguous portion of the other part.

For the insertion of letters, one or more slots, e , inclined or vertical, to give the proper direction to the letters, are provided, each slot being protected by a projecting weather-cap, f , for preventing rain-water from entering the box.

The parts A B are represented as being of hemispherical form, making the box globular, which is the most practical shape, since it will most readily carry off rain-water on the outside, and cause the letters to converge to the center of the bottom, where the carrier can easily find and take the same. A spherical box is, furthermore, stronger than one of other shape.

Having thus described my invention,

I claim as new and desire to secure by Letters Patent—

1. A letter-box composed of two parts, which are provided with inwardly-projecting ears, and connected by bolts or pins fitted through said ears, substantially as herein shown and described.

2. A letter-box made of spherical form, with a door near the bottom and insertion-slots near the top, substantially as herein shown and described, for the purpose specified.

ALBERT POTTS.

Witnesses:

J. MCCOLGAN,
CHAS. I. GILLEY.