



US00D433252S

United States Patent [19] Chen

[11] Patent Number: **Des. 433,252**

[45] Date of Patent: **** Nov. 7, 2000**

[54] **MULTI-PURPOSE CABINET**

4,419,938	12/1983	Kaut	211/182 X
5,906,277	5/1999	Vienneau	211/182 X
6,039,501	3/2000	Ruther	211/189 X

[76] Inventor: **Kun-Tang Chen**, P O Box 82-144,
Taipei, Taiwan

Primary Examiner—Cathron B. Matta
Attorney, Agent, or Firm—A & J

[**] Term: **14 Years**

[57] CLAIM

[21] Appl. No.: **29/114,708**

The ornamental design for a multi-purpose cabinet, as shown and described.

[22] Filed: **Nov. 30, 1999**

DESCRIPTION

[51] **LOC (7) Cl.** **06-04**

[52] **U.S. Cl.** **D6/478; D6/461**

[58] **Field of Search** D6/396, 449, 455,
D6/457, 461, 466, 475, 476, 477, 478,
479, 411; 108/59, 60, 93; 211/13.1, 85.3,
49.1, 134, 186, 189, 182, 59.4

FIG. 1 is a perspective view of a multi-purpose cabinet showing my new design;
FIG. 2 is a front view thereof;
FIG. 3 is a rear view thereof;
FIG. 4 is a left side elevational view thereof;
FIG. 5 is a right side elevational view thereof;
FIG. 6 is a top plan view thereof;
FIG. 7 is a bottom plan view thereof; and,
FIG. 8 is a perspective view thereof from the front, top and right side.

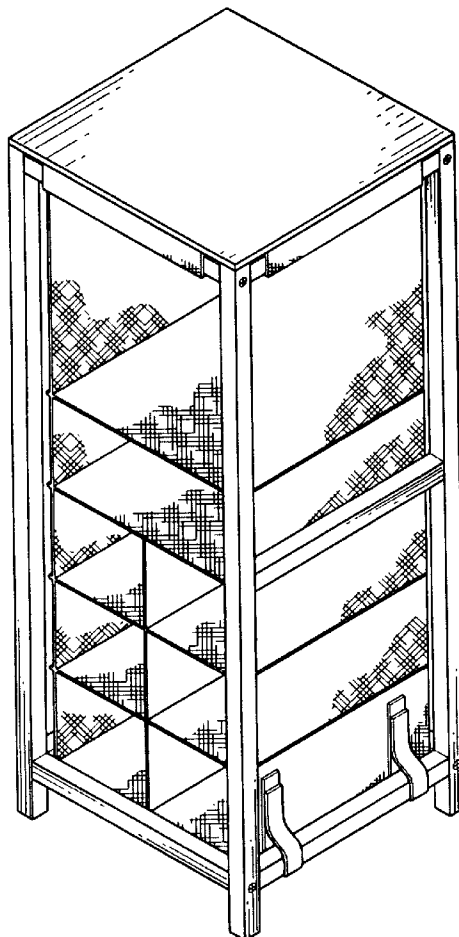
[56] References Cited

U.S. PATENT DOCUMENTS

D. 76,535	10/1928	Flanagan	D6/473
D. 254,828	4/1980	Kates	D6/461
D. 277,440	2/1985	Cartwright	D6/461 X
D. 340,369	10/1993	Dokoupil et al.	D6/411 X
D. 358,279	5/1995	Ackley et al.	D6/461
D. 389,344	1/1998	Kun-Tang	D6/478 X
4,322,007	3/1982	Feibelman	D6/182 X

The criss-cross shading shown only partially in all of the drawing views is understood to continue uniformly across the surfaces of the design where shown.

1 Claim, 4 Drawing Sheets



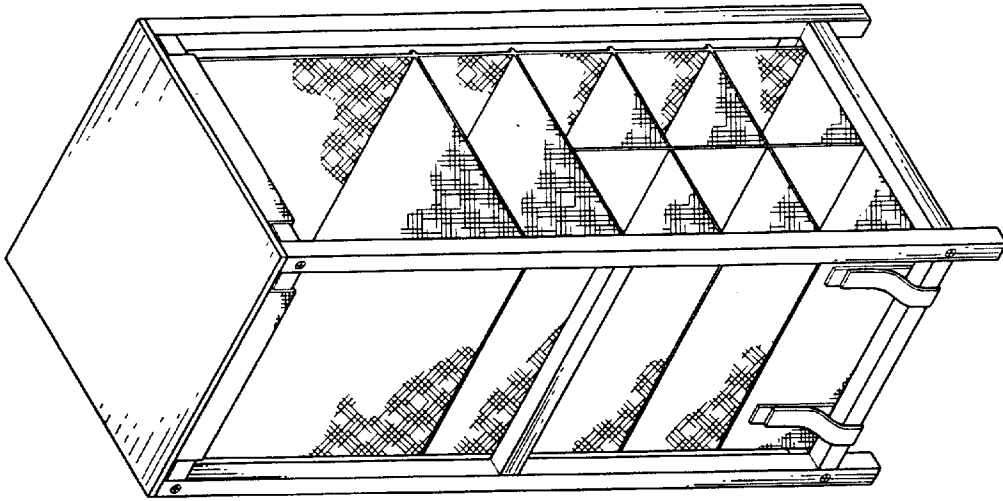


FIG. 8

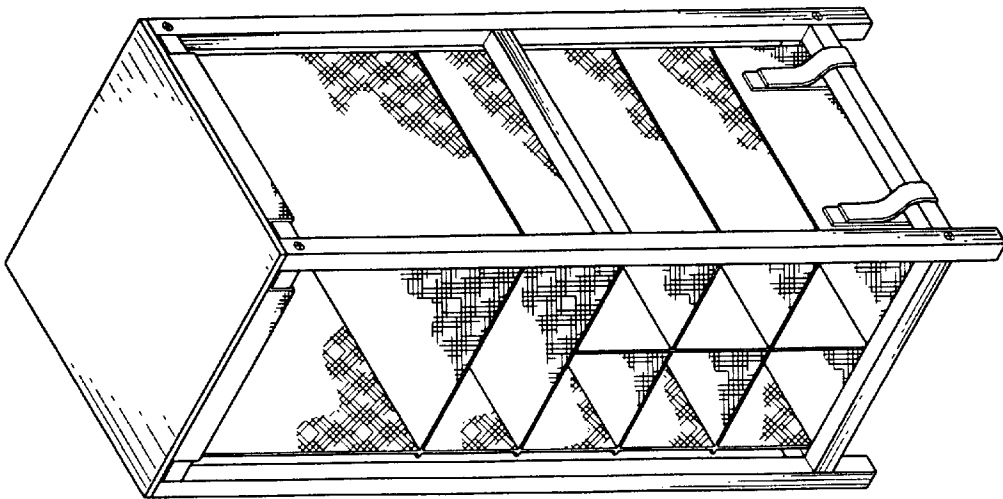


FIG. 1

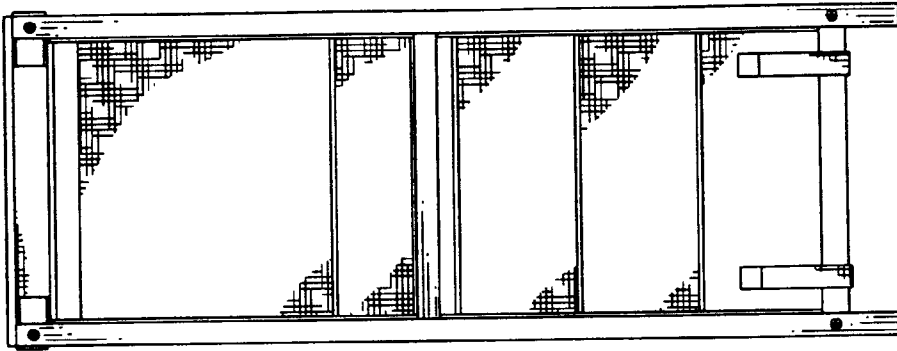


FIG. 2

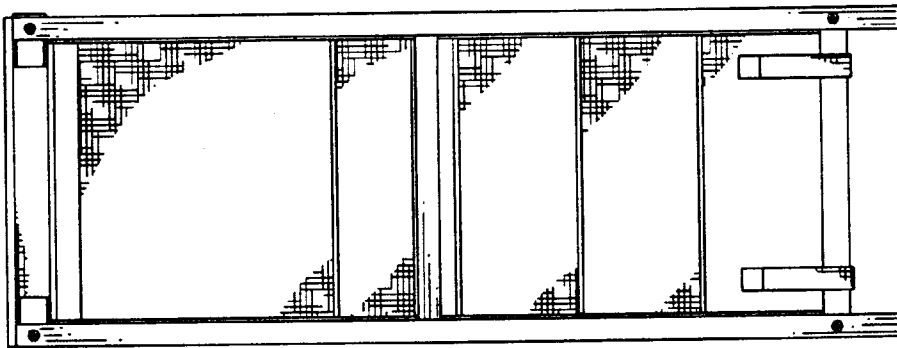


FIG. 3

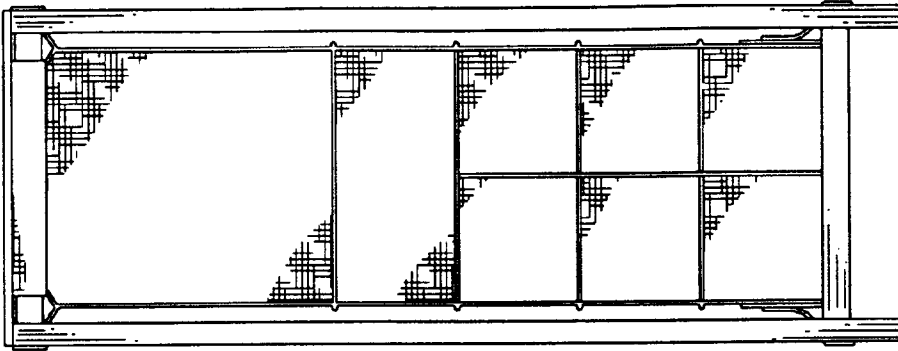


FIG. 4




FIG. 5




FIG. 6

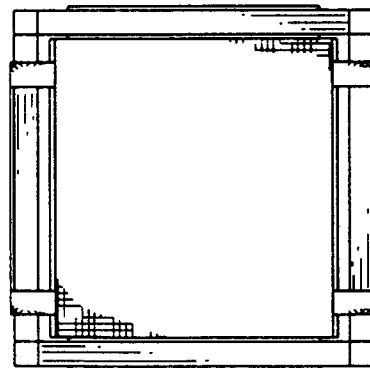


FIG. 7