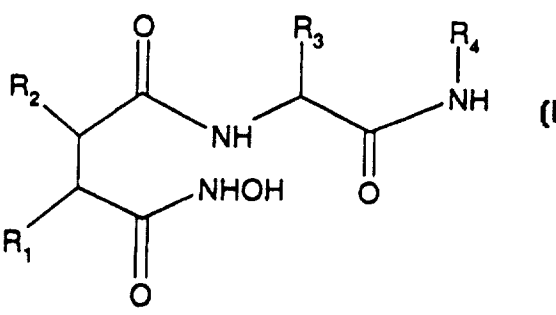




INTERNATIONAL APPLICATION PUBLISHED UNDER THE PATENT COOPERATION TREATY (PCT)

<p>(51) International Patent Classification ⁶ : C07C 259/06, A61K 31/16</p>	<p>A1</p>	<p>(11) International Publication Number: WO 98/14424 (43) International Publication Date: 9 April 1998 (09.04.98)</p>
<p>(21) International Application Number: PCT/EP97/05376 (22) International Filing Date: 30 September 1997 (30.09.97) (30) Priority Data: 9620572.9 2 October 1996 (02.10.96) GB 9706667.4 2 April 1997 (02.04.97) GB (71) Applicant (for all designated States except US): NOVARTIS AG [CH/CH]; Schwarzwaldallee 215, CH-4058 Basel (CH). (72) Inventors; and (75) Inventors/Applicants (for US only): KOTTIRSCH, Georg [DE/DE]; Kirchbergstrasse 14, D-79111 Freiburg (DE). NEUMANN, Ulf [DE/CH]; Waldhofstrasse 62, CH-4310 Rheinfelden (CH). (74) Agent: ROTH, Bernhard, M.; Novartis AG, Patent- und Markenabteilung, Lichtstrasse 35, CH-4002 Basel (CH).</p>		<p>(81) Designated States: AL, AM, AT, AU, AZ, BA, BB, BG, BR, BY, CA, CH, CN, CU, CZ, DE, DK, EE, ES, FI, GB, GE, GH, HU, ID, IL, IS, JP, KE, KG, KP, KR, KZ, LC, LK, LR, LS, LT, LU, LV, MD, MG, MK, MN, MW, MX, NO, NZ, PL, PT, RO, RU, SD, SE, SG, SI, SK, SL, TJ, TM, TR, TT, UA, UG, US, UZ, VN, YU, ZW, ARIPO patent (GH, KE, LS, MW, SD, SZ, UG, ZW), Eurasian patent (AM, AZ, BY, KG, KZ, MD, RU, TJ, TM), European patent (AT, BE, CH, DE, DK, ES, FI, FR, GB, GR, IE, IT, LU, MC, NL, PT, SE), OAPI patent (BF, BJ, CF, CG, CI, CM, GA, GN, ML, MR, NE, SN, TD, TG).</p> <p>Published With international search report. Before the expiration of the time limit for amending the claims and to be republished in the event of the receipt of amendments.</p>
<p>(54) Title: HYDROXAMIC ACID DERIVATIVES</p>		
<p>(57) Abstract</p>		
<p>Hydroxamic compounds belonging to the family of 3-imino-4-oxo-1,7-dioic acid (7-N-hydroxy) diamides characterised by the presence of an oxymethyl group on the 6-position are disclosed. Preferred compounds have formula (I), wherein R₁ is a substituent of formula (II): A-(O-CR₅H)_n-O-CH₂-. A-R₂, R₃, R₄, R₅, m and n are as defined in the description. The present compounds are useful in pharmaceuticals, e.g. for the suppression of TNF release and the treatment of autoimmune and inflammatory diseases, e.g. multiple sclerosis and rheumatoid arthritis, and possess an improved bioavailability. Also disclosed are processes for the preparation of these compounds, as well as intermediates therefor and pharmaceutical compositions containing them.</p>		

FOR THE PURPOSES OF INFORMATION ONLY

Codes used to identify States party to the PCT on the front pages of pamphlets publishing international applications under the PCT.

AL	Albania	ES	Spain	LS	Lesotho	SI	Slovenia
AM	Armenia	FI	Finland	LT	Lithuania	SK	Slovakia
AT	Austria	FR	France	LU	Luxembourg	SN	Senegal
AU	Australia	GA	Gabon	LV	Latvia	SZ	Swaziland
AZ	Azerbaijan	GB	United Kingdom	MC	Monaco	TD	Chad
BA	Bosnia and Herzegovina	GE	Georgia	MD	Republic of Moldova	TG	Togo
BB	Barbados	GH	Ghana	MG	Madagascar	TJ	Tajikistan
BE	Belgium	GN	Guinea	MK	The former Yugoslav Republic of Macedonia	TM	Turkmenistan
BF	Burkina Faso	GR	Greece	ML	Mali	TR	Turkey
BG	Bulgaria	HU	Hungary	MN	Mongolia	TT	Trinidad and Tobago
BJ	Benin	IE	Ireland	MR	Mauritania	UA	Ukraine
BR	Brazil	IL	Israel	MW	Malawi	UG	Uganda
BY	Belarus	IS	Iceland	MX	Mexico	US	United States of America
CA	Canada	IT	Italy	NE	Niger	UZ	Uzbekistan
CF	Central African Republic	JP	Japan	NL	Netherlands	VN	Viet Nam
CG	Congo	KE	Kenya	NO	Norway	YU	Yugoslavia
CH	Switzerland	KG	Kyrgyzstan	NZ	New Zealand	ZW	Zimbabwe
CI	Côte d'Ivoire	KP	Democratic People's Republic of Korea	PL	Poland		
CM	Cameroon	KR	Republic of Korea	PT	Portugal		
CN	China	KZ	Kazakstan	RO	Romania		
CU	Cuba	LC	Saint Lucia	RU	Russian Federation		
CZ	Czech Republic	LI	Liechtenstein	SD	Sudan		
DE	Germany	LK	Sri Lanka	SE	Sweden		
DK	Denmark	LR	Liberia	SG	Singapore		
EE	Estonia						

HYDROXAMIC ACID DERIVATIVES

This invention relates to novel hydroxamic acid compounds which are useful as pharmaceuticals, e.g., in inhibiting matrix metalloproteinases such as collagenase, and in inhibiting TNF production, particularly for treatment of diseases or conditions mediated by over-production of or over-responsiveness to TNF α .

Tumor necrosis factor (TNF) is a cytokine which is produced initially as a membrane-bound 28 kD precursor. It is then cleaved by an enzyme (TNF convertase) and released as a soluble, active 17 kD form. Soluble TNF exists in at least two forms, TNF α and TNF β , of which TNF α appears to be the more significant clinically. TNF α is believed to mediate inflammation and other conditions associated with septic shock or acute infections. Long term overstimulation by TNF α is believed to play a role in autoimmune and chronic inflammatory conditions, such as arthritis, multiple sclerosis, and the like.

It has been shown that certain matrix metalloproteinase inhibitors of the hydroxamic acid class, in particular 3-imino-4-oxo-heptane-1,7-dioic acid (7-N-hydroxy) diamides (which are optionally further 1-N-, 2-, 5-, and 6- substituted) are capable of mediating TNF α production, possibly by inhibiting TNF convertase. Known representatives of this class of compounds are summarized and described, e.g., in WO 94/10990.

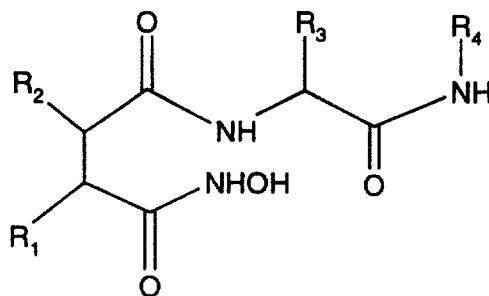
It has now surprisingly been discovered that a new class of hydroxamic acid derivatives ("Novel Compounds") are potent TNF α suppressors and have advantageous pharmaceutical properties, in particular, oral bioavailability.

The Novel Compounds are 3-imino-4-oxo-6-(oxymethyl)-heptane-1,7-dioic acid (7-N-hydroxy) diamides. Suitably, the 6-oxymethyl substituent is of formula II below, e.g., hydroxymethyl or mono- or polyalkoxymethyl. The Novel Compounds may have further substitutions at the 1-N-, 2-, and 5- positions as known in the art, e.g., as described in WO

94/10990, or as further described herein. For example, the Novel Compounds may be 1-N substituted with methyl, pyridyl, or a substituent of formula X-Y- or X'-Y- as described below, e.g., 3-imino-4-oxo-6-(oxymethyl)-heptane-1,7-dioic acid (1-N-morpholinocarbonylalkyl, 7-N-hydroxy) diamide, and may be in free or pharmaceutically acceptable salt form.

A particularly preferred class of Novel Compounds are 3-imino-4-oxo-5-aryl-6-(oxymethyl)-heptane-1,7-dioic acid (7-N-hydroxy) diamides. The 5-aryl substituent may be as further described herein, e.g. wherein the 5-aryl substituent is phenyl optionally substituted, conveniently at the 4-position, e.g. by hydroxy-, C₁₋₆ alkyl-, C₁₋₆ alkoxy-, amino-, halo- or cyano-. Such 5-aryl substituted Novel Compounds may be in free or pharmaceutically acceptable salt form.

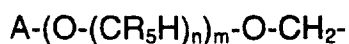
Preferably, the Novel Compounds are of Formula I



Formula I

wherein

R₁ is a substituent of Formula II:



Formula II

wherein

n is 1, 2, 3 or 4, preferably 2;

m is 0, 1, 2 or 3;

each **R₅** is

independently H, C₁₋₁₀ (optionally hydroxy-, C₁₋₆ alkoxy-, amino-, C₁₋₆ alkylamino-, thiol-, C₁₋₆ alkylmercapto- or protected hydroxy, amino or thiol

substituted) alkyl, C₂₋₆ alkenyl, C₆₋₁₄(optionally hydroxy-, C₁₋₆ alkoxy-, amino-, C₁₋₆ alkylamino-, halo- or cyano- substituted) aryl, or C₆₋₁₄ (aryl) C₁₋₆alkyl; preferably H, phenyl, benzyl or C₁₋₅ alkyl;

A is hydrogen, C₁₋₁₀ alkyl, C₆₋₁₄ aryl, C₆₋₁₄ aryl(C₁₋₆ alkyl), (C₆₋₁₄ aryl)carbonyl, or (C₁₋₁₀ alkyl)carbonyl; preferably hydrogen, C₁₋₆ alkyl (e.g., methyl or cyclohexyl), phenyl or benzyl;

R₂ is C₂₋₁₂ alkyl, C₃₋₁₂ alkenyl, C₃₋₇(optionally hydroxy-, C₁₋₆ alkoxy-, amino-, or C₁₋₆ alkylamino- substituted) cycloalkyl, C₅₋₁₄ aryl, or C₅₋₁₄ aryl(C₁₋₆ alkyl), wherein aryl groups are optionally substituted by hydroxy-, C₁₋₆ alkyl-, C₁₋₆ alkoxy-, amino-, halo- or cyano-; preferably phenyl, 4-methylphenyl, 4-methoxyphenyl, cyclohexyl or isobutyl;

R₃ is C₁₋₁₀ (optionally hydroxy- or C₁₋₆alkoxy- amino-, C₁₋₆ alkylamino-, thiol-, C₁₋₆ alkylmercapto- or protected hydroxy-, amino- or thiol- substituted) alkyl (e.g., *t*-butyl, or cyclohexylmethyl), C₆₋₁₄ (optionally hydroxy-, C₆₋₁₄aryloxy-, or C₁₋₆alkoxy-, amino-, C₁₋₆ alkylamino-, halo-, or cyano- substituted) aryl (e.g., benzyl, *p*-methoxybenzyl, *p*-benzyloxybenzyl), or indolylmethyl (e.g., 2-indolylmethyl); preferably benzyl or *t*-butyl;

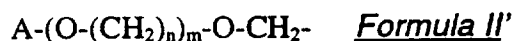
R₄ is methyl, pyridyl, or a substituent of formula X-Y- wherein X is morpholino, pyridyl or aryl (preferably morpholino), and Y is C₁₋₁₂alkylene in which up to four of the methylene (-CH₂-) units are optionally replaced with -CO-, -NH-, -SO₂- or -O-; for example methyl, 2-pyridyl, morpholinocarbonylmethyl, 5-(morpholino)pentyl, or 5-(morpholinocarbonyl)pentyl.

"alkyl" includes linear, cyclic, or branched alkyl; and

"aryl" refers to an monovalent aromatic radical containing one or two aromatic rings, e.g., phenyl, benzyl, or tolyl, and includes heteroaryl containing one or more hetero atoms, e.g. N, O or S.

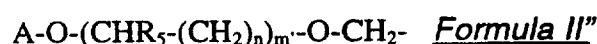
Halo or halogen as used herein refers to F, Cl, Br or I unless otherwise indicated.

Conveniently R_1 is a substituent of formula II'



wherein A, n and m are as defined above.

In an alternative particular embodiment R_1 is a substituent of formula II''



wherein A, n and R_5 are as defined above and m' is 0, 1 or 2.

When R_4 of formula I is a substituent of formula X-Y-, it is preferably a substituent of formula X'-Y- wherein X' is morpholino and Y is as defined above.

In particular embodiments the invention provides Novel Compounds of formula I in which independently:

n of Formula II is 3 or 4; or

R_5 of Formula II is not H; or

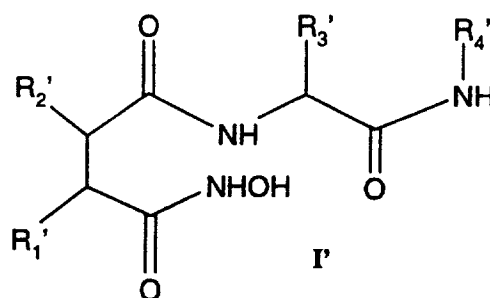
R_2 is C_{7-12} alkyl, C_{3-12} alkenyl, C_{3-7} (optionally hydroxy-, C_{1-6} alkoxy-, amino-, or C_{1-6} alkylamino- substituted) cycloalkyl, C_{5-14} aryl, or C_{5-14} aryl(C_{1-6} alkyl), wherein aryl groups are optionally substituted by hydroxy-, C_{1-6} alkyl-, C_{1-6} alkoxy-, amino-, halo- or cyano-; preferably phenyl, 4-methylphenyl, 4-methoxyphenyl or cyclohexyl; or

R_3 is C_{1-10} (amino-, C_{1-6} alkylamino-, thiol-, C_{1-6} alkylmercapto- or protected hydroxy-, amino- or thiol- substituted)alkyl, C_{6-14} (amino-, C_{1-6} alkylamino-, halo-, or cyano- substituted)aryl; or

any aryl group thereof is heteroaryl containing one or more hetero atoms, e.g. N, O or S.

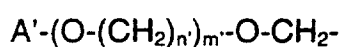
In further particular embodiments the invention provides Novel Compounds of formula

I



in which

R_1' is a substituent of Formula II''':



Formula II'''

such that

n' is an integer one or two, preferably two;

m' is an integer zero, one, two, or three;

A' is hydrogen, C_{6-14} aryl, C_{1-10} alkyl, (C_{6-14} aryl)carbonyl, or (C_{1-10} alkyl)carbonyl, (preferably C_{1-6} alkyl, e.g., methyl or cyclohexyl);

R_2' is C_{2-6} alkyl, preferably isobutyl;

R_3' is C_{1-10} (optionally hydroxy- or C_{1-6} alkoxy-substituted) alkyl (e.g., *t*-butyl, or cyclohexylmethyl), C_{6-14} (optionally hydroxy-, C_{6-14} aryloxy-, or C_{1-6} alkoxy-substituted) aryl (e.g., benzyl, *p*-methoxybenzyl, *p*-benzyloxybenzyl), or indolylmethyl (e.g., 2-indolylmethyl); preferably benzyl or *t*-butyl;

R_4' is methyl, pyridyl, or a substituent of formula X-Y- wherein X is morpholino, pyridyl or aryl (preferably morpholino), and Y is C_{1-12} alkylene in which up to four of the methylene ($-CH_2-$) units are optionally replaced with $-CO-$, $-NH-$, $-SO_2-$ or $-O-$; for example methyl, 2-pyridyl, morpholinocarbonylmethyl, 5-(morpholino)pentyl, or 5-(morpholinocarbonyl)pentyl;

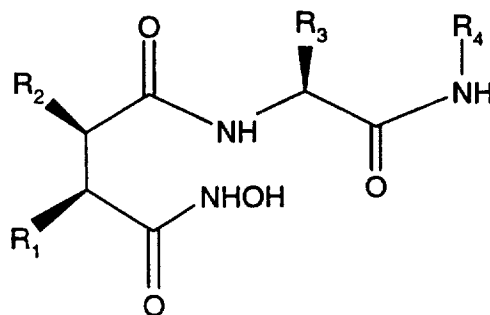
Preferred Novel Compounds in which R_2 is aryl are compounds in which R_1 is of formula II' as defined above and R_2 is phenyl, 4-methylphenyl or 4-methoxyphenyl.

An especially preferred group of compounds of Formula I are compounds wherein:

- (i) R_1 is of formula II' or II'' (preferably formula II') and A of formula II is hydrogen, C_{1-6} alkyl, e.g., methyl or cyclohexyl (e.g., so that R_1 of formula I is for example hydroxymethyl, cyclohexyloxyethoxymethyl, methoxyethoxyethoxymethyl, or hydroxyethoxymethyl) or (C_{6-14} aryl)carbonyl, e.g. benzoyl (e.g. so that R_1 of formula I is for example benzoyloxymethyl, benzoyloxyethoxyethyl or benzoyloxyethoxyethoxymethyl);
- (ii) R_2 of formula I is cyclohexyl, phenyl, 4-methylphenyl, 4-methoxyphenyl or isobutyl;
- (iii) R_3 of formula I is benzyl or *t*-butyl; and
- (iv) R_4 of formula I is methyl or morpholinocarbonyl(C_{1-6})alkyl.

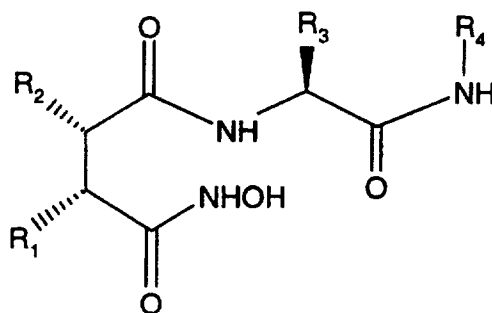
The Novel Compounds may exist in free or salt forms, and salt forms are intended to be encompassed by the scope of the invention. For example, certain of the Novel Compounds may exist as physiologically acceptable acid or base addition salts, e.g. as chlorhydrates, oxalates or fumarates.

The configuration of the Novel Compounds is preferably that of Formula Ia:



Formula Ia

or of Formula Ib:



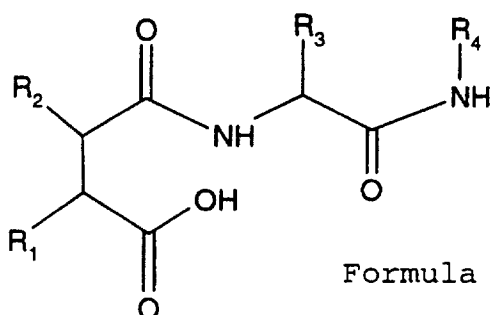
Formula Ib

most preferably that of Formula Ia.

Thus the invention includes Novel Compounds when in the form of mixtures of enantiomers, e.g. as racemic mixtures, though preferably when in pure or substantially pure enantiomeric form, e.g. in a form in which the Novel Compound content comprises at least 90%, preferably at least 95%, and especially at least 98%, of a single isomer (i.e. comprises less than 10%, preferably less than 5%, and especially less than 2%, of other Novel Compound isomers.

In further aspects, the invention provides novel processes for the preparation of a compound of formula I or an intermediate of formulae III, IV, or V below, comprising:

a) for preparation of a compound of formula I as defined above, reacting a compound of Formula III:



Formula III



Formula II^V

wherein A'' is as defined above for A of formula II, except that when A is H, A'' is an O-protecting group (for example a group capable of forming a readily cleavable ether, e.g., benzyl), and wherein R₅, n and m are as defined for Formula II above, with a dihalogenated alkene (trans), e.g., 1,4-dibromobut-2-ene, to obtain the disubstituted R₁, halo-alkene, e.g., R₁-CH=CH-CH₂-W (trans), where W is halogen, e.g., bromine, which is then reacted with a carboxylic acid corresponding to R₂, i.e., R₂-CH₂COOH, to yield the ester, which is then rearranged, e.g., in the presence of an organic base such as lithium diisopropyl amide, to give the compound of formula V.

Optionally, protecting and deprotecting steps may be included in the above described processes as necessary to preserve the integrity of the intermediates and the final product.

The invention further includes *per se* the novel intermediates of formulae III and IV as defined above.

As discussed in the test examples below, the Novel Compounds are potent inhibitors of TNF α release, are orally active, and are not cytotoxic at their effective doses. The Novel Compounds also inhibit collagenase and stromelysin at concentrations of from 0.3 to 10 nM. The Novel Compounds tested further show oral activity in vivo at dosages of less than 10 mg / kg in LPS induced TNF α release in the rat, and appear to be well tolerated at such dosages. Accordingly, the Novel Compounds have pharmaceutical utility as follows:

The Novel Compounds are useful for the prophylaxis and treatment of diseases or pathological conditions mediated by TNF, especially TNF α , e.g., inflammatory conditions, autoimmune diseases, severe infections, and organ or tissue transplant rejection, e.g. for the treatment of recipients of heart, lung, combined heart-lung, liver, kidney, pancreatic, skin or corneal transplants and for the prevention of graft-versus-host disease, such as following bone marrow transplants.

The Novel Compounds are particularly useful for the treatment, prevention, or amelioration of autoimmune disease and of inflammatory conditions, in particular inflammatory conditions with an aetiology including an autoimmune component such as arthritis (for example rheumatoid arthritis, arthritis chronica progrediente and arthritis deformans) and rheumatic diseases. Specific auto-immune diseases for which the Novel Compounds may be employed include autoimmune haematological disorders (including e.g. hemolytic anaemia, aplastic anaemia, pure red cell anaemia and idiopathic thrombocytopenia), systemic lupus erythematosus, polychondritis, scleroderma, Wegener granulomatosis, dermatomyositis, chronic active hepatitis, myasthenia gravis, psoriasis, Steven-Johnson syndrome, idiopathic sprue, autoimmune inflammatory bowel disease (including e.g. ulcerative colitis and Crohn's disease), endocrine ophthalmopathy, Graves disease, sarcoidosis, multiple sclerosis, primary biliary cirrhosis, juvenile diabetes (diabetes mellitus type I), uveitis (anterior and posterior), keratoconjunctivitis sicca and vernal keratoconjunctivitis, interstitial lung fibrosis, psoriatic arthritis and glomerulonephritis (with and without nephrotic syndrome, e.g. including idiopathic nephrotic syndrome or minimal change nephropathy).

The Novel Compounds are also useful for the treatment, prevention, or amelioration of asthma, bronchitis, pneumoconiosis, pulmonary emphysema, and other obstructive or inflammatory diseases of the airways.

The Novel Compounds are useful for treating undesirable acute and hyperacute inflammatory reactions which are mediated by TNF, especially by TNF α , e.g., acute infections, for example septic shock (e.g., endotoxic shock and adult respiratory distress syndrome), meningitis, pneumonia; and severe burns; and for the treatment of cachexia or wasting syndrome associated with morbid TNF release, consequent to infection, cancer, or organ dysfunction, especially AIDS -related cachexia, e.g., associated with or consequential to HIV infection.

In addition to inhibiting the release of TNF, especially TNF α through the suppression of TNF convertase, the Novel Compounds are also inhibitors of matrix metalloproteinases,

e.g., collagenase, stromelysin and gelatinases, and hence useful for the indications known for collagenase inhibitors or other matrix metalloproteinase inhibitors, e.g., treatment of various pathological conditions of the skin, bones, and connective tissues, e.g., rheumatoid arthritis, psoriasis, psoriatic arthritis, osteoporosis, osteoarthritis, periodontitis, gingivitis, and corneal ulceration; for the treatment of cardiovascular disease, e.g., atherosclerosis, and coronary angioplasty; for the prevention of tumor cell metastasis and invasion and in inducing fibrosis of tumors, e.g., in the treatment of cancer; and for the prevention of neurodegenerative disorders, e.g., Alzheimer's disease.

For the above indications the appropriate dosage will, of course, vary depending, for example, on the particular Novel Compound employed, the subject to be treated, the mode of administration and the nature and severity of the condition being treated. However, in general, satisfactory results in animals are obtained at daily dosages of from about 1 to about 10mg/kg/day p.o.. In larger mammals, for example humans, an indicated daily dosage is in the range of from about 50 to about 750mg of Novel Compound administered orally once or, more suitably, in divided dosages two to four times/day.

The Novel Compounds may be administered by any conventional route, e.g. orally, for example in the form of solutions for drinking, tablets or capsules or parenterally, for example in the form of injectable solutions or suspensions. Normally for systemic administration oral dosage forms are preferred, although for some indications the Novel Compounds may also be administered topically or dermally, e.g. in the form of a dermal cream or gel or like preparation or, for the purposes of application to the eye, in the form of an ocular cream, gel or eye-drop preparation; or may be administered by inhalation, e.g., for treating asthma. Suitable unit dosage forms for oral administration comprise e.g. from 25 to 250mg Novel Compound per unit dosage.

In accordance with the foregoing the present invention also provides in a further series of embodiments:

- A. A method of inhibiting production of soluble TNF, especially TNF α , or of reducing inflammation in a subject (i.e., a mammal, especially a human) in need of such treatment which method comprises administering to said subject an effective amount of a Novel Compound, or a method of treating any of the above mentioned conditions, particularly a method of treating an inflammatory or autoimmune disease or condition, e.g., multiple sclerosis or rheumatoid arthritis, or alleviating one or more symptoms of any of the above mentioned conditions.
- B. A Novel Compound for use as a pharmaceutical, e.g. for use as an immunosuppressant or antiinflammatory agent or for use in the prevention, amelioration or treatment of any disease or condition as described above, e.g., an autoimmune or inflammatory disease or condition.
- C. A pharmaceutical composition comprising a Novel Compound in association with a pharmaceutically acceptable diluent or carrier, e.g., for use as an immunosuppressant or anti-inflammatory agent or for use in the prevention, amelioration or treatment of any disease or condition as described above, e.g., an autoimmune or inflammatory disease or condition.
- D. Use of a Novel Compound in the manufacture of a medicament for use as an immunosuppressant or anti-inflammatory agent or for use in the prevention, amelioration or treatment of any disease or condition as described above, e.g., an autoimmune or inflammatory disease or condition.

Example 1 : Preparation of R-2-iso-butyl-S-3-(2,5,8-trioxanonyl)-succinic acid-{1-[S-phenyl alanine-1-methylamide]-4-[N-hydroxyl]}-diamide (the compound of formula I wherein R₁ is 2,5,8,-Trioxanonyl, R₂ is isobutyl, R₃ is benzyl, and R₄ is methyl)

- a. A solution of trans-1,4-dibromo-2-butene (CAS Reg. 821-06-7) (50.00 g), diethylene glycol monomethyl ether (CAS Reg. 111-77-3) (30.89 g), tetra-butylammonium hydrogen sulfate (7.94 g) (CAS Reg. 32503-27-8) and 50% aqueous sodium hydroxide solution (113.70 ml) in methylene chloride (200 ml) is stirred at room temperature (r.t.) for 16 h. The reaction mixture is diluted with water and ether, the organic phase is separated and the product olefin is purified by chromatography.

- b. A solution of the trans-olefin product of step a (27.11 g) and DBU (1,8-diazabicyclo[5.4.0]undec-7-ene, CAS Reg. 6674-22-2)(17.6 ml) in methylene chloride (200 ml) is treated with isocaproic acid (12.44 g). After one hour, anhydrous sodium carbonate (18 g) is added. The mixture is kept overnight. The organic phase is separated and the product ester is purified by chromatography.
- c. A solution of LDA (lithium diisopropyl amide) in tetrahydrofuran (400 ml) is prepared at -70°C from diisopropylamine (22.65 ml) and butyl lithium in hexane (1.6 N) (99.89 ml). A solution of the product of step b (43.90 g) in tetrahydrofuran (100 ml) is added at the same temperature. After 30 minutes, chlorotrimethylsilane (20.22 ml) is added. The temperature is raised first to room temperature then to reflux overnight. The mixture is diluted with ether. The non-acidic products are removed from the organic phase to give 35.12 g of crude acid which is then chromatographed to give 30.70 g pure carboxylic acid product.
- d. A solution of the product of step c (10.50 g), (L) L-phenyl alanine-1-methyl amide (8.60 g) (e.g., preferably prepared by reacting commercially available N-carbobenzoxy (L) phenyl alanine with methylamine under standard conditions to obtain the methyl amide and hydrogenating in the presence of palladium to deprotect the amino group), and 4-dimethylaminopyridine (4.89 g) in methylene chloride (120 ml) is treated with EDCI (1-(3-dimethylaminopropyl)-3-ethylcarbodiimide hydrochloride, CAS Reg. 25952-53-8) (7.68 g) and triethyl amine (7.61 ml) and kept overnight. Ether is added, and the organic phase is dried and evaporated. The crude product, a mixture of two isomers, is chromatographed on silica gel to separate the isomers by their relative polarity.
- e. The vigorously stirred solution of the less polar product of step d (5.30 g) in carbon tetrachloride (150 ml), acetonitrile (150 ml) and water (20 ml) is treated with ruthenium(III)chloride hydrate (0.49 g) and sodium perhydrate (15.16 g). Ether is added after two hours and the pH is adjusted to 4. The organic phase is separated, dried and evaporated. The residue is chromatographed on silica gel to give the pure acid.
- f. A solution of the product of step e (5 g), hydroxybenzotriazole (2.00 g) and EDCI (2.51 g) in DMF (N,N-dimethyl formamide)(20 ml) is kept at room temperature for 2.5 hours. Hydroxylamine hydrochloride (1.90 g) and N-methylmorpholine (4.61 ml) are then added, and the mixture is left overnight. The solvent is evaporated under high vacuum at 50°C. The

residue is purified by HPLC on RP18-silica gel to give the pure hydroxamic acid as white crystalline powder.

Melting point: 195 - 197 °C; Optical rotation: $[\alpha]_D^{20} = -8.5^\circ$ $c=0.175$ in MeOH.

Examples 2-17:

The compounds corresponding to examples 2 - 17 of table I are prepared in analogy to example 1. The product of step c in example 1 is reacted with the appropriate amino acid amide derivatives as described in step d of example 1. Following the procedures of step e and f of example 1 give the pure hydroxamic acids.

Examples 18-32:

Cyclohexylglycol is used in lieu of diethylene glycol monomethyl ether for reaction with trans-1,4-dibromo-2-butene as described in step a of example 1. Following the procedures as described in step b - f of example 1 gives the pure hydroxamic acids of example 18 -32 of table I.

Examples 33 and 34

Monobenzylglycol or (2-Benzyl) glycol monbenzyl ether is used in lieu of glycol monomethyl ether for reaction with trans 1,4-dibromo-2-butene as described in step a) of Example 1. Following the same procedures as described in steps b) to f) of Example 1 gives the hydroxamic acids of formula I having a benzyl protected hydroxy group at R₁. Hydrogenation in the presence of a catalytic amount of palladium or barium sulphate removes the benzyl group, thus yielding after HPLC purification on RP18 silica gel the corresponding pure compounds of formula I (see Table I).

Examples 35-59:

Benzyl-alcohol is used in lieu of diethylene glycol monomethyl ether for reaction with trans-1,4-dibromo-2-butene as described in step a of example 1. Following the same procedures as described in step b - f of example 1 with appropriate adjustment of starting reagent, quantities etc. gives the hydroxamic acids of formula I having benzyloxymethyl at R₁. Hydrogenation in the presence of catalytic amounts of palladium on barium sulfate removes

the benzyl, thus yielding, after purification on HPLC on RP18 silica gel, the pure products of example 35 - 59 of Table I.

TABLE I

Ex ¹	R ₁	R ₂	R ₃	R ₄
1	CH ₃ (OCH ₂ CH ₂) ₂ OCH ₂	isobutyl	benzyl	methyl
2	CH ₃ (OCH ₂ CH ₂) ₂ OCH ₂	isobutyl	benzyl	2-(morpholino)ethyl
3	CH ₃ (OCH ₂ CH ₂) ₂ OCH ₂	isobutyl	benzyl	5-(p-tosylamino) pentyl
4	CH ₃ (OCH ₂ CH ₂) ₂ OCH ₂	isobutyl	benzyl	2-(morpholino carbonyl)ethyl
5	CH ₃ (OCH ₂ CH ₂) ₂ OCH ₂	isobutyl	benzyl	2-(p-tosylamino)ethyl
6	CH ₃ (OCH ₂ CH ₂) ₂ OCH ₂	isobutyl	benzyl	1-S-(methyl-carbamoyl)ethyl
7	CH ₃ (OCH ₂ CH ₂) ₂ OCH ₂	isobutyl	tert.butyl	methyl
8	CH ₃ (OCH ₂ CH ₂) ₂ OCH ₂	isobutyl	tert.butyl	morpholinocarbonylmethyl
9	CH ₃ (OCH ₂ CH ₂) ₂ OCH ₂	isobutyl	tert.butyl	2-(morpholino carbonyl)ethyl
10	CH ₃ (OCH ₂ CH ₂) ₂ OCH ₂	isobutyl	tert.butyl	5-(morpholino carbonyl)pentyl
11	CH ₃ (OCH ₂ CH ₂) ₂ OCH ₂	isobutyl	tert.butyl	2-pyridyl
12	CH ₃ (OCH ₂ CH ₂) ₂ OCH ₂	isobutyl	p-methoxybenzyl	methyl
13	CH ₃ (OCH ₂ CH ₂) ₂ OCH ₂	isobutyl	1-R-tert. butyloxy-ethyl	methyl
14	CH ₃ (OCH ₂ CH ₂) ₂ OCH ₂	isobutyl	1-R-benzyloxyethyl	methyl
15	CH ₃ (OCH ₂ CH ₂) ₂ OCH ₂	isobutyl	p-benzyloxybenzyl	methyl
16	CH ₃ (OCH ₂ CH ₂) ₂ OCH ₂	isobutyl	methyl-3-indolyl	methyl
17	CH ₃ (OCH ₂ CH ₂) ₂ OCH ₂	isobutyl	1-R-hydroxyethyl	methyl
18	c-hexyl-OCH ₂ CH ₂ OCH ₂	isobutyl	benzyl	methyl
19	c-hexyl-OCH ₂ CH ₂ OCH ₂	isobutyl	benzyl	2-pyridyl
20	c-hexyl-OCH ₂ CH ₂ OCH ₂	isobutyl	benzyl	3,6-dioxa-8-oxo-9-imino-11-morpholino-undecyl
21	c-hexyl-OCH ₂ CH ₂ OCH ₂	isobutyl	benzyl	5-(morpholino)pentyl
22	c-hexyl-OCH ₂ CH ₂ OCH ₂	isobutyl	benzyl	4-(morpholino)butyl
23	c-hexyl-OCH ₂ CH ₂ OCH ₂	isobutyl	benzyl	3,6-dioxa-8-oxo-8-morpholino-octyl
24	c-hexyl-OCH ₂ CH ₂ OCH ₂	isobutyl	tert.butyl	methyl

Ex ¹	R ₁	R ₂	R ₃	R ₄
25	c-hexyl-OCH ₂ CH ₂ OCH ₂	isobutyl	tert.butyl	6-imino-8-phenyl-octyl
26	c-hexyl-OCH ₂ CH ₂ OCH ₂	isobutyl	tert.butyl	5-(Z-amino)-pentyl
27	c-hexyl-OCH ₂ CH ₂ OCH ₂	isobutyl	tert.butyl	6-imino-7-oxo-10-methyl-undecyl
28	c-hexyl-OCH ₂ CH ₂ OCH ₂	isobutyl	tert.butyl	morpholinocarbonylmethyl
29 ²	c-hexyl-OCH ₂ CH ₂ OCH ₂	isobutyl	tert.butyl	2-pyridyl
30	c-hexyl-OCH ₂ CH ₂ OCH ₂	isobutyl	p-methoxybenzyl	methyl
31	c-hexyl-OCH ₂ CH ₂ OCH ₂	isobutyl	methyl-3-indolyl	methyl
32	c-hexyl-OCH ₂ CH ₂ OCH ₂	isobutyl	1-R-tert.butyl-oxo-ethyl	methyl
33	HO-CH ₂ CH ₂ OCH ₂	isobutyl	tert. butyl	methyl
34	HO-CH(benzyl)-CH ₂ OCH ₂	isobutyl	tert. butyl	methyl
35	HO-CH ₂	isobutyl	benzyl	methyl
36	HO-CH ₂	isobutyl	tert.butyl	methyl
37	HO-CH ₂	isobutyl	tert.butyl	6-imino-7-oxo-10-methyl-undecyl
38	HO-CH ₂	isobutyl	tert.butyl	6-imino-8-phenyl-octyl
39	HO-CH ₂	isobutyl	tert.butyl	5-(morpholino carbonyl)pentyl
40	HO-CH ₂	isobutyl	tert.butyl	morpholinocarbonylmethyl
41	HO-CH ₂	isobutyl	tert.butyl	2-(morpholino carbonyl)ethyl
42	HO-CH ₂	n-propyl	tert.butyl	methyl
43	HOCH ₂	isopropyl	tert.butyl	methyl
44	HOCH ₂	cyclopropyl	tert.butyl	methyl
45	HOCH ₂	3-methylbutyl	tert.butyl	methyl
46	HOCH ₂	cyclopentyl	tert.butyl	methyl
47	HOCH ₂	cyclohexyl	tert.butyl	methyl
48	HOCH ₂	cyclopentyl-methyl	tert.butyl	methyl
49	HOCH ₂	cyclohexyl-methyl	tert.butyl	methyl
50	HOCH ₂	2-methoxyethyl	tert.butyl	methyl

Ex ¹	R ₁	R ₂	R ₃	R ₄
51	HOCH ₂	phenyl	tert.butyl	methyl
52	HOCH ₂	benzyl	tert.butyl	methyl
53	HOCH ₂	4-phenyl-phenyl	tert.butyl	methyl
54	HOCH ₂	2-phenylethyl	tert.butyl	methyl
55	HOCH ₂	2-naphthyl	tert.butyl	methyl
56	HOCH ₂	3-methyl-phenyl	tert.butyl	methyl
57	HOCH ₂	4-methylphenyl	tert.butyl	methyl
58	HOCH ₂	4-methoxyphenyl	tert.butyl	methyl
59	HOCH ₂	4-fluorophenyl	tert. butyl	methyl

Notes to table I:

Z = benzyloxycarbonyl

c-hexyl = cyclohexyl

1 = unless otherwise noted, all structures have the stereochemistry of formula Ia

2 = 1/1 mixture of diastereomers related to formula Ia and Ib

All compounds are characterized by mass-spectroscopy and proton NMR spectroscopy. Table II summarizes analytical data of example 1 - 59

TABLE II

Ex	ms: [M-H] ⁺	r.t. (A/B)	m.p.	[α] _D ²⁰
1	482		195-197	-8.5
2	581.4	4.00 (10/90)		
3	707.1		171-172	-3.2
4	609.1	2.98 (15/85)	159-161	-1.7
5	665.2	3.35 (30/70)	211-220	+3.6
6	553.4	1.83 (20/80)	197-199	-10
7	448.3		173-174	-11.7
8	561.3	2.33 (15/85)		
9	575.3	2.33 (15/85)	176-177	-8.7

Ex	ms: [M-H] ⁺	r.t. (A/B)	m.p.	$[\alpha]_D^{20}$
10	617.4	4.44 (15/85)	158-160	-4.6
11	511.2	2.87 (25/75)	197-200	+2.8
12	512.1		171-172	+1.9
13	511.2		170-171	+24.2
14	496.2		141-145	+2.8
15	588.2	3.63 (30/70)	197-199	-5.6
16	521.1	3.26 (20/80)	174-176	-15.8
17	436.2	1.34 (25/75)	115-125	+6.8
18	506		207	-7.5
19	569	10.69 (30/70)	163-166	
20	750.4	2.07 (30/70)		
21	647.4	2.51 (30/70)	167-170	-3.3
22	633.3	2.27 (30/70)		
23	707.3	2.62 (30/70)	161.163	-3.5
24	472.2		187-188	-9.0
25	647.3	3.12 (30/70)		
26	677.2	6.54 (40/60)	152-155	-7.6
27	641.3	5.77 (35/65)		
28	585.1			
29	535.2	3.48 + 3.68 (40/60)	185	-3.5
30	536.2	3.38 (30/70)	195-200	-8.9
31	545.2	3.56 (30/70)	160	-16.5
32	516.2	5.61 (30/70)	150-170	+26.4
33	390.2	1.73 /20/80)	185-186	-2.8
34	478.2 [M-H] ⁺	5.78 (25/75)	120	-13.1
35	380.2		173-175	-2.5
36	346.1	2.31 (10/90)	152-155	+2.3
37	515.5	1.92 (30/70)	190-192	+2.0
38	521.5	1.44 (30/70)	173-177	
39	514.4	1.68 (20/80)		+45.8
40	459	2.93 (20/80)	204-206	-23
41	473.3	1.62 (15/85)		-3.4

Ex	ms: [M-H] ⁺	r.t. (A/B)	m.p.	[α] _D ²⁰
42	332.0	--	144 - 146	
43	332.2	--	149 - 154	
44		1.18 (10/90)	137 - 141	+12.8
45			142-145	-11.8
46	358.1	1.65 (20/80)	183 - 187	-9.4
47	372.2	1.54 (20/80)	128 - 130	+2.0
48	372.1	--	149 - 153	+7.1
49	386.1	4.02 (20/80)	142 - 144	+4.9
50	348.1	2.56 (10/90)	--	
51	366.0	2.70 (10/90)	152 - 155	+20.9
52	380.1	1.92 (20/80)	130 - 137	+26.0
53	440.1 [M-H] ⁻	2.99 (30/70)	182-184	+38.7
54	392 [M-H] ⁻	2.73 (20/80)	126-130	+3.2
55	414.0 [M-H] ⁻	3.14 (20/80)	170-172	-1.7
56	380.0	2.24 (20/80)	152 - 153	
57	378.1 [M-H] ⁻	2.13 (20/80)	146-147	+41.4
58	394.2 [M-H] ⁻		128-135	+47
59	382.1 [M-H] ⁻		149-153	+40.0

Notes to table II:

ms = mass spectroscopy

[M-H]⁺ = [M-H]⁺ unless otherwise indicated

r.t. retention time in min., HPLC, C18 column

A = % solvent A: acetonitrile (100 %)

B = % solvent B: water(88 %) + acetonitrile (9.8%) + 10% aqu. Me₄NOH (2%) + 85% aqu. H₃PO₄ (0.2%)

m.p. = melting point in °C

[α]_D²⁰ = specific optical rotation at 20°C in methanol

Test Example 1: Inhibition of TNF release

Mononuclear cells are prepared from the peripheral blood of healthy volunteers using ficoll-hypaque density separation according to the method of Hansell et al., *J. Imm. Methods* (1991) **145**: 105. and used at a concentration of 10^5 cells/well in RPMI 1640 plus 10% FCS. Cells are incubated with serial dilutions of the test compounds for 30 minutes at 37°C prior to the addition of IFN γ (100 U/ml) and LPS (5 μ g/ ml) and subsequently further incubated for three hours. Incubation is terminated by centrifugation at 1400 RPM for 10 min. TNF α in the supernatant is measured using a commercial ELISA (Innotest hTNF α , available from Innogenetics N.V., Zwijnaarde, Belgium). Novel Compounds are tested at concentrations of from 0 to 10 μ M. Exemplified compounds of formula I, especially of formula Ia, suppress TNF release in this assay with an IC₅₀ of from about 50 nM to about 5 μ M.

Test Example 2: Cytotoxicity

Cytotoxicity is determined on THP1 cells (5×10^4 / well) which are incubated in the presence of IFN γ (100 U/ml) and LPS (5 μ g/ ml) and presence and absence of test compound for 24 hours at 37°C. Percentages of living and dead cells are assessed by a colorimetric readout (MTT), which measures mitochondrial dehydrogenase enzymes in living cells, as described in Mosman, *J. Imm. Methods* (1983) **65**: 55. Novel Compounds tested show less than 50% cytotoxicity at a concentration of 10 μ M, showing that the Novel Compounds are not cytotoxic at concentrations sufficient to suppress TNF.

Test Example 3: Collagenase inhibition

Collagenase inhibition is determined using active collagenase with the thiopeptide MMP-substrate described in Stein and Izquierdo-Martin, *Arch. Biochem. Biophys.* 308 (1994) pp. 274-277. Test compound is incubated with the collagenase prior to the addition of the substrate at pH 6.5, 25°C in 2-morpholinoethanesulphonic acid (50mM) buffer with 10mM CaCl₂. The absorbance is recorded at 405nm at regular intervals for a period of 40 minutes. The inhibitory activity of the test compound is determined as a function of the collagenase activity in the control in the presence

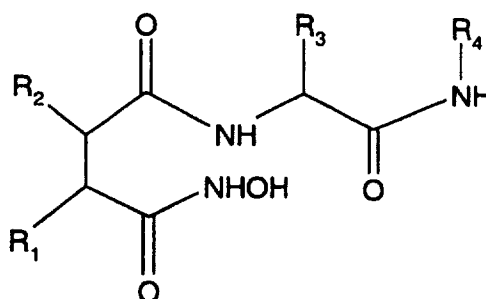
and absence of the test compound. The Novel Compounds show significant dose dependent inhibition of collagenase at low nM concentrations, e.g., below 10 nM.

Test Example 4: Oral bioavailability

The assay of the preceding example is standardized by measuring activity of varying known concentrations of a particular test compound and used to measure the concentration of test compound in plasma following oral administration. Test compounds are administered orally to conscious rats at a dosage of 10 mg/kg. Blood samples are taken from the cut tip of the tail at 30, 60, 120, and 240 minutes from oral administration. The plasma is subjected to trichloroacetic acid extraction. The extract is tested in the above collagenase inhibition assay to obtain an estimate of the concentration of drug present in the plasma. The Novel Compounds show good oral bioavailability, with plasma concentrations of 300-5000 nM after 30 minutes and 50-500 nM after 240 minutes. Thus, pharmaceutically effective plasma levels (as shown in Test Example 1 and 3) are readily achievable with oral administration at manageable dosages, e.g., 10 mg/kg. Moreover, the plasma levels obtained are well below the cytotoxic level, and the rats were not observed to show any adverse effects at this dosage.

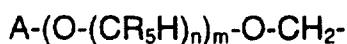
CLAIMS

1. A 3-imino-4-oxo-6-(oxymethyl)-heptane-1,7-dioic acid (7-N-hydroxy) diamide, in free or pharmaceutically acceptable salt form.
2. A 3-imino-4-oxo-5-aryl-6-(oxymethyl)-heptane-1,7-dioic acid (7-N-hydroxy) diamide, in free or pharmaceutically acceptable salt form.
3. A compound according to claim 1 of Formula I

Formula I

wherein

R_1 is a substituent of Formula II:

Formula II

wherein

n is 1, 2, 3 or 4;

m is 0, 1, 2 or 3;

each R_5 is

independently H, C_{1-10} (optionally hydroxy-, C_{1-6} alkoxy-, amino-, C_{1-6} alkylamino-, thiol-, C_{1-6} alkylmercapto- or protected hydroxy, amino or thiol substituted) alkyl, C_{2-6} alkenyl, C_{6-14} (optionally hydroxy-, C_{1-6} alkoxy-, amino-, C_{1-6} alkylamino-, halo- or cyano- substituted) aryl, or C_{6-14} (aryl) C_{1-6} alkyl;

A is hydrogen, C_{1-10} alkyl, C_{6-14} aryl, C_{6-14} aryl(C_{1-6} alkyl), (C_{6-14} aryl)carbonyl, or (C_{1-10} alkyl)carbonyl;

R₂ is C₃₋₁₂ alkyl, C₃₋₁₂ alkenyl, C₃₋₇(optionally hydroxy-, C₁₋₆ alkoxy-, amino-, or C₁₋₆ alkylamino- substituted) cycloalkyl, C₅₋₁₄ aryl, or C₅₋₁₄ aryl(C₁₋₆ alkyl), wherein aryl groups are optionally substituted by hydroxy-, C₁₋₆ alkyl-, C₁₋₆ alkoxy-, amino-, halo- or cyano-;

R₃ is C₁₋₁₀ (optionally hydroxy- or C₁₋₆alkoxy- amino-, C₁₋₆ alkylamino-, thiol-, C₁₋₆ alkylmercapto- or protected hydroxy-, amino- or thiol- substituted) alkyl, C₆₋₁₄ (optionally hydroxy-, C₆₋₁₄aryloxy-, or C₁₋₆alkoxy-, amino-, C₁₋₆ alkylamino-, halo-, or cyano- substituted)aryl, or indolylmethyl;

R₄ is methyl, pyridyl, or a substituent of formula X-Y- wherein X is morpholino, pyridyl or aryl, and Y is C₁₋₁₂alkylene in which up to four of the methylene (-CH₂-) units are optionally replaced with -CO-, -NH-, -SO₂- or -O-, in free or pharmaceutically acceptable salt form.

4. A compound according to claim 3 in which R₁ is a substituent of Formula II'

$$A-(O-(CH_2)_n)_m-O-CH_2-$$
Formula II'
 wherein A, n and m are as defined in claim 3.
5. A compound according to claim 3 in which R₁ is a substituent of Formula II''

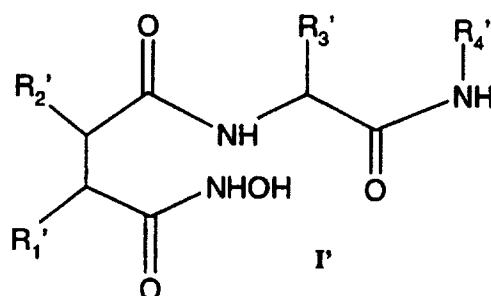
$$A-O-CHR_5-(O-(CH_2)_n)_{m'}-O-CH_2-$$
Formula II''
 wherein A, n and R₅ are as defined in claim 3 and m' is 0, 1 or 2.
6. A compound according to claim 3, 4 or 5 with the proviso that when m of formula II is zero, then R₄ of formula I is a substituent of formula X-Y-
7. A compound of formula I as defined in claim 3 in which independently:
 n of Formula II is 3 or 4; or
 R₅ of Formula II is not H; or

R₂ is C₇₋₁₂ alkyl, C₃₋₁₂ alkenyl, C₃₋₇(optionally hydroxy-, C₁₋₆ alkoxy-, amino-, or C₁₋₆ alkylamino- substituted) cycloalkyl, C₅₋₁₄ aryl, or C₅₋₁₄ aryl(C₁₋₆ alkyl), wherein aryl groups are optionally substituted by hydroxy-, C₁₋₆ alkyl-, C₁₋₆ alkoxy-, amino-, halo- or cyano-; or

R₃ is C₁₋₁₀(amino-, C₁₋₆ alkylamino-, thiol-, C₁₋₆ alkylmercapto- or protected hydroxy-, amino- or thiol- substituted)alkyl, C₆₋₁₄(amino-, C₁₋₆ alkylamino-, halo-, or cyano-substituted)aryl; or

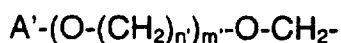
any aryl group thereof is heteroaryl containing one or more hetero atoms, e.g. N, O or S.

8. A compound according to claim 3 of formula I'



in which

R₁' is a substituent of Formula II''':



Formula II'''

such that

n' is an integer one or two, preferably two;

m' is an integer zero, one, two, or three;

A' is hydrogen, C₆₋₁₄ aryl, C₁₋₁₀ alkyl, (C₆₋₁₄ aryl)carbonyl, or (C₁₋₁₀ alkyl)carbonyl;

R₂' is C₂₋₆ alkyl;

R₃' is C₁₋₁₀ (optionally hydroxy- or C₁₋₆alkoxy-substituted) alkyl, C₆₋₁₄ (optionally hydroxy-, C₆₋₁₄aryloxy-, or C₁₋₆alkoxy-substituted) aryl, or indolylmethyl;

R_4' is methyl, pyridyl, or a substituent of formula X-Y- wherein X is morpholino, pyridyl or aryl, and Y is C_{1-12} alkylene in which up to four of the methylene ($-CH_2-$) units are optionally replaced with $-CO-$, $-NH-$, $-SO_2-$ or $-O-$, in free or pharmaceutically acceptable salt form.

9. A compound according to any one of claims 3 to 7 wherein:

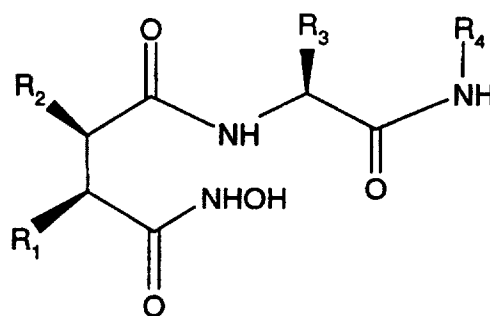
(i) R_1 is of formula II' or II'' and A of formula II is hydrogen, C_{1-6} alkyl, or (C_{6-14} aryl)carbonyl;

(ii) R_2 of formula I is cyclohexyl, phenyl, 4-methylphenyl, 4-methoxyphenyl or isobutyl;

(iii) R_3 of formula I is benzyl or *t*-butyl; and

(iv) R_4 of formula I is methyl or morpholinocarbonyl(C_{1-6})alkyl.

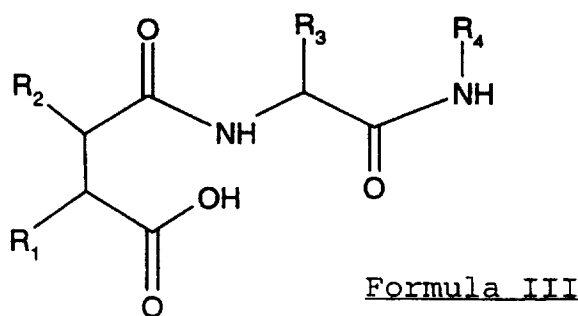
10. A compound according to any of claims 1 - 9 where the configuration is of Formula Ia:



Formula Ia

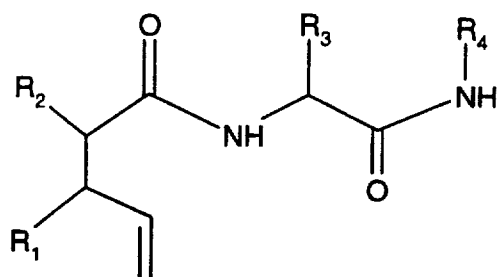
11. A compound according to any one of claims 1-10 selected from the compounds of Examples 1-59.

12. A compound according to any one of claims 1-11 for use as a pharmaceutical.
13. A method of treating an inflammatory or autoimmune disease or condition, comprising administering an effective amount of a compound according to any one claims 1-11 to a subject in need of such treatment.
14. A pharmaceutical composition comprising a compound according to any one of claims 1-11.
15. Use of a compound according to any one of claims 1-11 in the manufacture of a medicament for the treatment of an autoimmune or inflammatory disease or condition.
16. A compound of Formula III



wherein R₁, R₂, R₃ and R₄ are as defined in claim 3.

17. A compound of formula IV

Formula IV

wherein R₁, R₂, R₃ and R₄ are as defined in claim 3.

18. A process for making a compound according to any of claims 1-11 comprising the steps of reacting a compound of Formula III according to claim 16 with hydroxylamine (optionally in salt or O-protected form) and, if required, deprotecting the product thus obtained.

INTERNATIONAL SEARCH REPORT

International Application No

PCT/EP 97/05376

A. CLASSIFICATION OF SUBJECT MATTER
 IPC 6 C07C259/06 A61K31/16

According to International Patent Classification (IPC) or to both national classification and IPC

B. FIELDS SEARCHED

Minimum documentation searched (classification system followed by classification symbols)
 IPC 6 C07C A61K

Documentation searched other than minimum documentation to the extent that such documents are included in the fields searched

Electronic data base consulted during the international search (name of data base and, where practical, search terms used)

C. DOCUMENTS CONSIDERED TO BE RELEVANT

Category °	Citation of document, with indication, where appropriate, of the relevant passages	Relevant to claim No.
X	WO 96 16931 A (BRITISH BIOTECH PHARM ;BECKETT RAYMOND PAUL (GB); WHITTAKER MARK () 6 June 1996 see page 6, line 7 - line 13; claim 1 ---	1-18
A	WO 96 06074 A (BRITISH BIOTECH PHARM ;BECKETT RAYMOND PAUL (GB); MILLER ANDREW (G) 29 February 1996 ---	1-18
A	WO 95 19961 A (BRITISH BIOTECH PHARM ;BECKETT RAYMOND PAUL (GB); WHITTAKER MARK () 27 July 1995 ---	1-18
A	WO 95 19956 A (BRITISH BIOTECH PHARM ;BECKETT RAYMOND PAUL (GB); WHITTAKER MARK () 27 July 1995 ---	1-18
	-/--	

Further documents are listed in the continuation of box C.

Patent family members are listed in annex.

° Special categories of cited documents :

- *A* document defining the general state of the art which is not considered to be of particular relevance
- *E* earlier document but published on or after the international filing date
- *L* document which may throw doubts on priority claim(s) or which is cited to establish the publication date of another citation or other special reason (as specified)
- *O* document referring to an oral disclosure, use, exhibition or other means
- *P* document published prior to the international filing date but later than the priority date claimed

- *T* later document published after the international filing date or priority date and not in conflict with the application but cited to understand the principle or theory underlying the invention
- *X* document of particular relevance; the claimed invention cannot be considered novel or cannot be considered to involve an inventive step when the document is taken alone
- *Y* document of particular relevance; the claimed invention cannot be considered to involve an inventive step when the document is combined with one or more other such documents, such combination being obvious to a person skilled in the art.
- *&* document member of the same patent family

Date of the actual completion of the international search

7 January 1998

Date of mailing of the international search report

30. 01. 98

Name and mailing address of the ISA

European Patent Office, P.B. 5818 Patentlaan 2
 NL - 2280 HV Rijswijk
 Tel. (+31-70) 340-2040, Tx. 31 651 epo nl,
 Fax: (+31-70) 340-3016

Authorized officer

Janus, S

INTERNATIONAL SEARCH REPORT

International Application No
PCT/EP 97/05376

C.(Continuation) DOCUMENTS CONSIDERED TO BE RELEVANT

Category °	Citation of document, with indication, where appropriate, of the relevant passages	Relevant to claim No.
A	WO 94 10990 A (BRITISH BIO TECHNOLOGY ;CRIMMIN MICHAEL JOHN (GB); GALLOWAY WILLIA) 26 May 1994 cited in the application -----	1-18

INTERNATIONAL SEARCH REPORT

International application No.

PCT/EP 97/05376

Box I Observations where certain claims were found unsearchable (Continuation of item 1 of first sheet)

This International Search Report has not been established in respect of certain claims under Article 17(2)(a) for the following reasons:

1. Claims Nos.: 13
because they relate to subject matter not required to be searched by this Authority, namely:

Although claim 13 is directed to a method of treatment of the human/animal body, the search has been carried out and based on the alleged effects of the compound/composition.

2. Claims Nos.:
because they relate to parts of the International Application that do not comply with the prescribed requirements to such an extent that no meaningful International Search can be carried out, specifically:

3. Claims Nos.:
because they are dependent claims and are not drafted in accordance with the second and third sentences of Rule 6.4(a).

Box II Observations where unity of invention is lacking (Continuation of item 2 of first sheet)

This International Searching Authority found multiple inventions in this international application, as follows:

1. As all required additional search fees were timely paid by the applicant, this International Search Report covers all searchable claims.
2. As all searchable claims could be searched without effort justifying an additional fee, this Authority did not invite payment of any additional fee.
3. As only some of the required additional search fees were timely paid by the applicant, this International Search Report covers only those claims for which fees were paid, specifically claims Nos.:
4. No required additional search fees were timely paid by the applicant. Consequently, this International Search Report is restricted to the invention first mentioned in the claims; it is covered by claims Nos.:

Remark on Protest

The additional search fees were accompanied by the applicant's protest.

No protest accompanied the payment of additional search fees.

INTERNATIONAL SEARCH REPORT

Information on patent family members

International Application No

PCT/EP 97/05376

Patent document cited in search report	Publication date	Patent family member(s)	Publication date
WO 9616931 A	06-06-96	AU 3933295 A	19-06-96
		CA 2205972 A	06-06-96
		EP 0793641 A	10-09-97
		FI 972198 A	23-05-97
		GB 2308844 A	09-07-97
		NO 972379 A	23-05-97
		PL 320292 A	15-09-97

WO 9606074 A	29-02-96	AU 3262295 A	14-03-96
		EP 0777646 A	11-06-97

WO 9519961 A	27-07-95	AU 678884 B	12-06-97
		AU 1460395 A	08-08-95
		AU 1654097 A	22-05-97
		CA 2181709 A	27-07-95
		EP 0740655 A	06-11-96
		FI 962905 A	19-07-96
		GB 2300188 A	30-10-96
		HU 74511 A	28-01-97
		JP 9508362 T	26-08-97
		NO 963031 A	20-09-96

WO 9519956 A	27-07-95	AU 682920 B	23-10-97
		AU 1459795 A	08-08-95
		CA 2181570 A	27-07-95
		CN 1138851 A	25-12-96
		DE 19581347 T	05-12-96
		EP 0740652 A	06-11-96
		FI 962904 A	19-07-96
		GB 2299334 A	02-10-96
		HU 75059 A	28-03-97
		JP 9508361 T	26-08-97
		NO 963030 A	19-09-96
		NZ 278627 A	24-04-97
		PL 315745 A	25-11-96
		SK 94196 A	05-03-97
ZA 9500480 A	07-02-96		

WO 9410990 A	26-05-94	AT 150300 T	15-04-97
		AU 5430194 A	08-06-94

INTERNATIONAL SEARCH REPORT

Information on patent family members

International Application No
PCT/EP 97/05376

Patent document cited in search report	Publication date	Patent family member(s)	Publication date
WO 9410990 A		DE 69309094 D	24-04-97
		DE 69309094 T	31-07-97
		EP 0667770 A	23-08-95
		ES 2101358 T	01-07-97
		JP 8505605 T	18-06-96
		US 5691382 A	25-11-97
