



US00D416941S

United States Patent [19]
Chevalier et al.

[11] **Patent Number: Des. 416,941**

[45] **Date of Patent: ** Nov. 23, 1999**

[54] **WRITING INSTRUMENT**

[75] Inventors: **Jean Francois Chevalier**, Paris, France; **Marc Lovejoy**, Milford, Conn.; **Barry Chadwick**, Simpsonville, S.C.

[73] Assignee: **BIC Corporation**, Milford, Conn.

[**] Term: **14 Years**

[21] Appl. No.: **29/089,630**

[22] Filed: **Jun. 18, 1998**

D. 364,892	12/1995	Lin	D19/49
D. 366,497	1/1996	Otake	D19/43 X
D. 366,498	1/1996	Abe et al.	D19/51
D. 373,383	9/1996	Izushima	D19/57
D. 394,457	5/1998	Izushima	D19/56 X
D. 395,448	6/1998	Chevalier	D19/51
3,130,712	4/1964	Kahn et al.	401/29
5,716,152	2/1998	Kudo	401/199

Primary Examiner—Martie K. Holtje
Attorney, Agent, or Firm—Pennie & Edmonds LLP

[57] **CLAIM**

The ornamental design for a writing instrument, as shown and described.

Related U.S. Application Data

[62] Division of application No. 29/078,524, Oct. 29, 1997.

[51] **LOC (6) Cl.** **19-06**

[52] **U.S. Cl.** **D19/51; D19/56; D19/57**

[58] **Field of Search** D19/35, 36, 41-51, D19/53-58, 81-85; 401/29, 31, 32, 209, 221, 243-247, 202, 262, 199

[56] **References Cited**

U.S. PATENT DOCUMENTS

D. 151,233	10/1948	Goessling	D19/36
D. 153,290	4/1949	Jensen	D19/51
D. 162,805	4/1951	Ferber	D19/48
D. 252,691	8/1979	Malm et al.	D19/51
D. 340,476	10/1993	Hiromori	D19/51
D. 359,757	6/1995	Inami et al.	D19/51
D. 363,308	10/1995	Jekine	D19/48

DESCRIPTION

FIG. 1 is a front elevational view of a writing instrument showing our new design;
FIG. 2 is a rear elevational view thereof;
FIG. 3 is a right elevational view thereof; the left side being a mirror image thereof;
FIG. 4 is a top plan view thereof;
FIG. 5 is a bottom plan view thereof;
FIG. 6 is a front elevational view thereof with the cap removed;
FIG. 7 is a bottom plan view thereof;
FIG. 8 is a top plan view thereof; and,
FIG. 9 is a side elevational view thereof with the cap in a stored position.

1 Claim, 2 Drawing Sheets

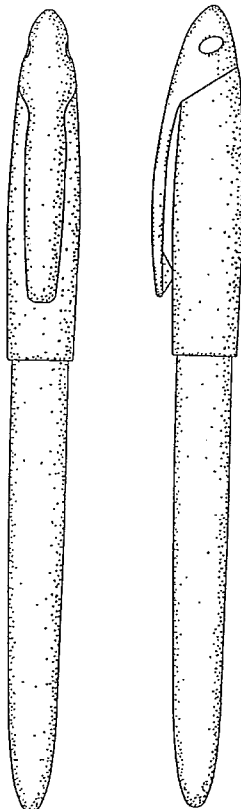




FIG. 1

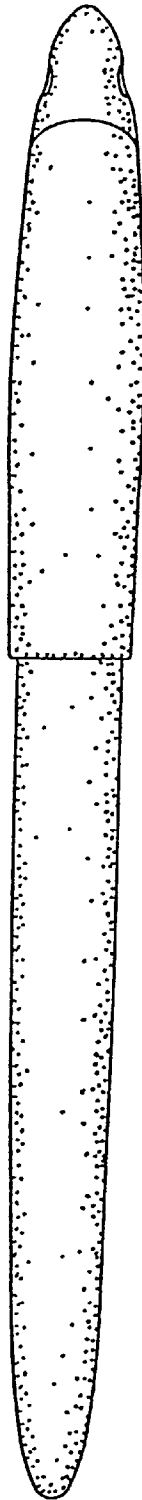


FIG. 2

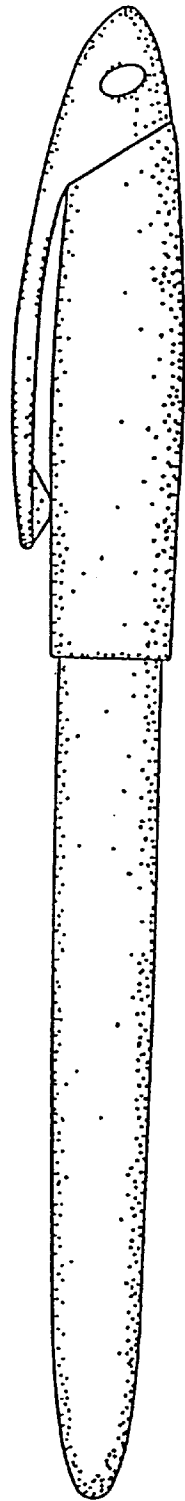


FIG. 3

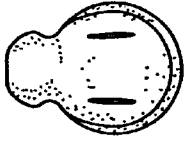


FIG. 4

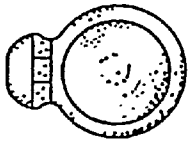


FIG. 5



FIG. 7



FIG. 8



FIG. 6

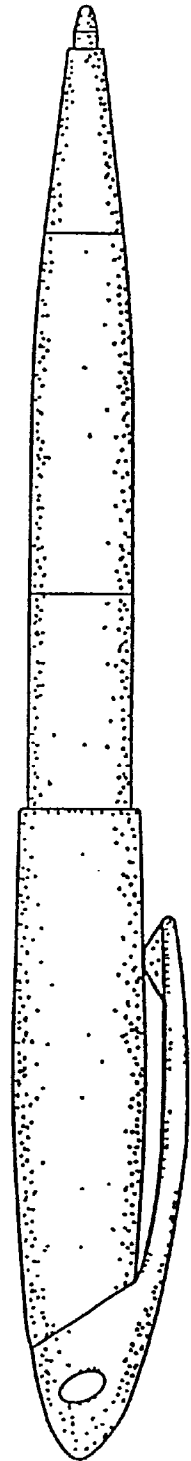


FIG. 9