



US00D749311S

(12) **United States Design Patent**  
**Morell**

(10) **Patent No.:** **US D749,311 S**

(45) **Date of Patent:** **\*\* Feb. 16, 2016**

- (54) **WOMEN'S HIGH HEEL SHOES**
- (71) Applicant: **Joshua F Morell**, Flourtown, PA (US)
- (72) Inventor: **Joshua F Morell**, Flourtown, PA (US)
- (\*\*) Term: **14 Years**
- (21) Appl. No.: **29/472,810**

- (22) Filed: **Nov. 15, 2013**
- (51) **LOC (10) Cl.** ..... **02-99**
- (52) **U.S. Cl.**  
USPC ..... **D2/965**
- (58) **Field of Classification Search**  
USPC ..... D2/925-942, 964-966; D8/349-353  
CPC ..... A43B 21/00; A43B 21/42; A43B 21/47;  
A43B 21/51; A43B 3/24  
See application file for complete search history.

(56) **References Cited**

U.S. PATENT DOCUMENTS

221,592	A	*	11/1879	Mitchell et al.	36/42
368,676	A	*	8/1887	Marquette	36/42
1,432,340	A	*	10/1922	Juriss	36/36 C
D70,521	S	*	7/1926	Winkler	D2/966
1,642,889	A	*	9/1927	Perugia	D2/966
1,825,202	A	*	9/1931	Pudin	36/36 C
D93,479	S	*	10/1934	Kean	D2/966
D94,167	S	*	12/1934	Samuels	D2/935
D94,437	S	*	1/1935	Napier	D2/935
D95,491	S	*	5/1935	Doring	D2/937
2,081,610	A	*	5/1937	Van Mourik	36/36 C
D105,912	S	*	8/1937	Wolsky	D2/966
2,478,264	A	*	8/1949	George et al.	36/42

D179,436	S	*	12/1956	Arbib et al.	D8/350
D241,813	S	*	10/1976	Mellyn	D8/350
D246,432	S	*	11/1977	Tegner	D8/350
D246,433	S	*	11/1977	Tegner	D8/350
D563,638	S	*	3/2008	Guers-Neyrud	D2/965
D580,642	S	*	11/2008	Guers-Neyraud	D2/965
D580,643	S	*	11/2008	Guers-Neyraud	D2/965
D632,469	S	*	2/2011	Guers-Neyraud	D2/965
D724,303	S	*	3/2015	Manasra	D2/966
9,009,990	B2	*	4/2015	Angiulo et al.	36/42

\* cited by examiner

*Primary Examiner* — Dominic Simone

(57) **CLAIM**

The ornamental designs for women's high heel shoes, as shown and described herein.

**DESCRIPTION**

FIG. 1 is a right hand (when viewed from behind) perspective view of my inventive design for a heel of a women's high heel shoes.

FIG. 2 is a front view of my inventive design for a heel of a women's high heel shoes.

FIG. 3 is a rear view of my inventive design for a heel of a women's high heel shoes.

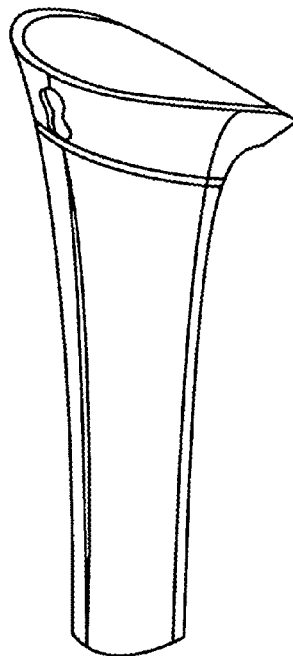
FIG. 4 is a right hand (when viewed from behind) view of my inventive design for a heel of a women's high heel shoes.

FIG. 5 is a left hand (when viewed from behind) view of my inventive design for a heel of a women's high heel shoes.

FIG. 6 is a top view of my inventive design for a heel of a women's high heel shoes; and,

FIG. 7 is a bottom view of my inventive design for a heel of a women's high heel shoes.

**1 Claim, 4 Drawing Sheets**



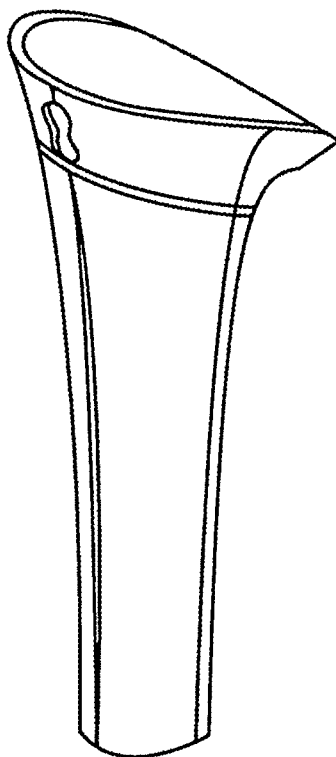


FIG. 1

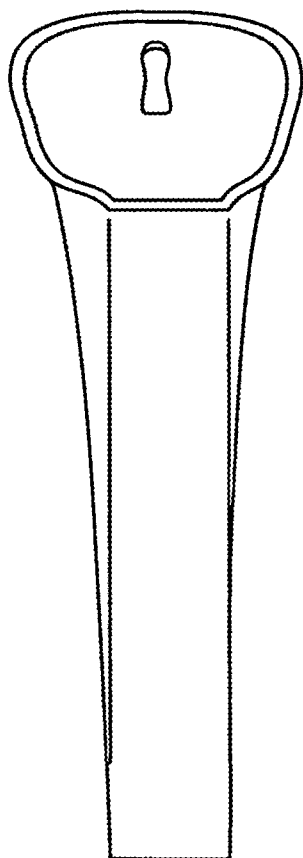


FIG. 2

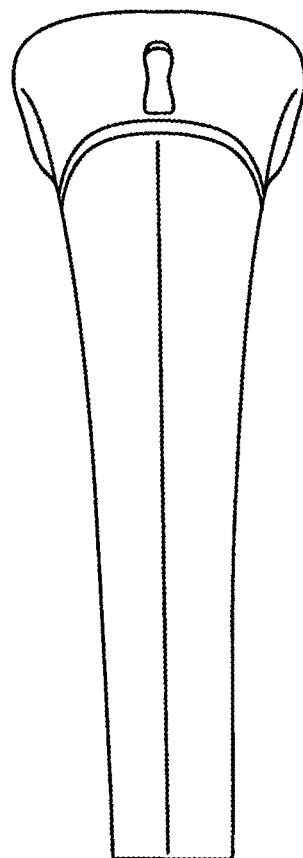


FIG. 3

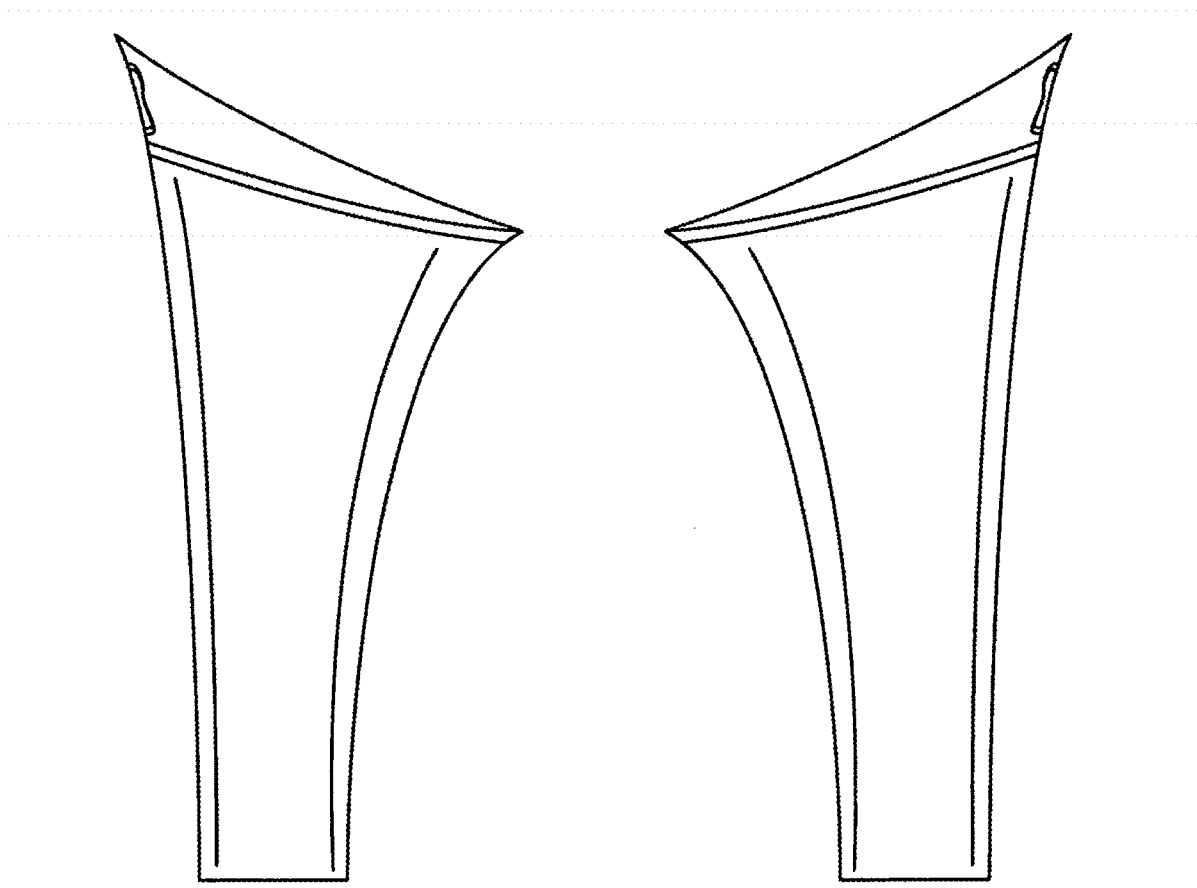


FIG. 4

FIG. 5

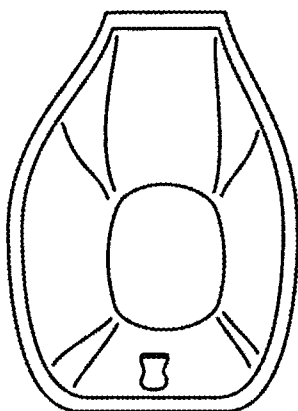


FIG. 6




FIG. 7