



US00D565893S

(12) **United States Design Patent** (10) **Patent No.:** **US D565,893 S**
Pryor et al. (45) **Date of Patent:** **** Apr. 8, 2008**

(54) **PORTION OF A BURNER ASSEMBLY**

2,081,507 A 5/1937 Reedy
2,138,925 A 12/1938 Kahn
D125,112 S * 2/1941 Reeves D7/407

(75) Inventors: **William Michael Pryor**, Portland, TN
(US); **Hector Jose Donastorg**,
Greenbrier, TN (US); **James S.**
Hughes, Hendersonville, TN (US);
John Thurl Pottenger, Hendersonville,
TN (US)

(Continued)

FOREIGN PATENT DOCUMENTS

AU 2841384 A 11/1985

(Continued)

(73) Assignee: **Electrolux Home Products, Inc.**,
Cleveland, OH (US)

(**) Term: **14 Years**

OTHER PUBLICATIONS

(21) Appl. No.: **29/275,386**

International Preliminary Examination Report dated Mar. 20, 2003
in Application No. PCT/SE01/02891.

(22) Filed: **Dec. 22, 2006**

(Continued)

(51) **LOC (8) CL.** **07-02**

(52) **U.S. CL.** **D7/407**

(58) **Field of Classification Search** D7/136,
D7/402, 407, 408; D23/129, 386, 415, 418;
126/39 E, 39 J, 39 R; 431/264, 266

See application file for complete search history.

Primary Examiner—Robert A. Delehanty
Assistant Examiner—Mark Cavanna
(74) *Attorney, Agent, or Firm*—Banner & Witcoff, Ltd

(57) **CLAIM**

The ornamental design for a portion of a burner assembly, as
shown and described.

(56) **References Cited**

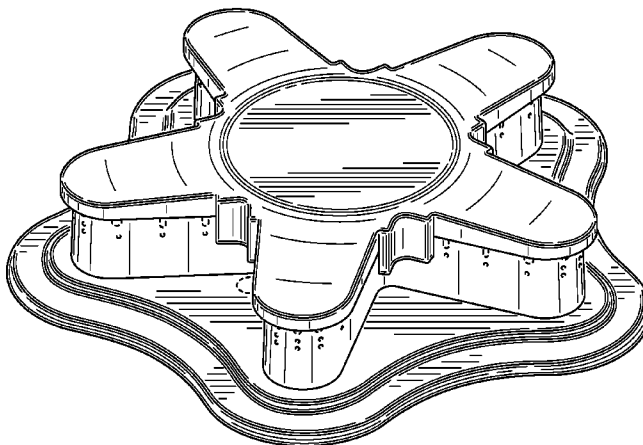
U.S. PATENT DOCUMENTS

1,125,726 A	1/1915	Ruppel	
1,196,230 A	8/1916	Graves	
1,214,819 A	2/1917	Parks	
1,285,733 A	11/1918	Kennedy	
1,720,909 A	7/1929	Lang	
1,781,386 A	11/1930	Harner et al.	
1,781,623 A	11/1930	Zink	
1,806,800 A	5/1931	Herrenbruck	
1,879,776 A	9/1932	Toelle	
1,896,082 A	2/1933	Harper	
1,921,778 A	8/1933	Roberts	
1,971,449 A	8/1934	Harper	
D094,610 S	2/1935	Hobson	
D94,610 S *	2/1935	Hobson D7/407
D94,689 S *	2/1935	Hobson D7/408
D094,689 S	2/1935	Hobson	
2,023,624 A	12/1935	Tullis	
2,074,966 A	3/1937	Kahn	

DESCRIPTION

FIG. 1 is a front perspective view of a portion of a burner
assembly showing our new design;
FIG. 2 is a front view thereof;
FIG. 3 is a rear view thereof;
FIG. 4 is a side view thereof;
FIG. 5 is an alternate side view thereof; and,
FIG. 6 is a top view thereof.
The broken line showing of various regions, including the
unshaded areas therein, is for illustrative purposes only and
forms no part of the claimed design. The unshown bottom
surface of the burner assembly forms no part of the claimed
design.

1 Claim, 4 Drawing Sheets



U.S. PATENT DOCUMENTS

2,232,482 A 2/1941 Schulz
 2,320,754 A 6/1943 Sherman
 2,485,145 A 10/1949 Evans
 3,044,459 A 7/1962 Brown
 3,399,024 A 8/1968 Branson
 3,592,180 A 7/1971 Kweller et al.
 3,597,135 A 8/1971 Kweller et al.
 3,627,462 A 12/1971 Lotter
 3,825,404 A 7/1974 Lemonnier de Gouville
 4,108,142 A 8/1978 Barson et al.
 4,264,298 A 4/1981 Simeoni
 4,565,523 A 1/1986 Berkelder
 4,572,154 A 2/1986 Schweitzer
 4,690,636 A 9/1987 Lemonnier de Gouville et al.
 4,773,383 A 9/1988 Lemonnier de Gouville et al.
 4,827,898 A 5/1989 Liao et al.
 4,891,006 A 1/1990 Lemonnier de Gouville et al.
 D315,081 S * 3/1991 Archibald D7/407
 5,079,909 A 1/1992 Bruckner et al.
 5,133,334 A 7/1992 Riehl
 5,133,658 A 7/1992 Le Monnier De Gouville et al.
 5,285,627 A 2/1994 Losel et al.
 5,328,357 A 7/1994 Riehl
 5,345,756 A 9/1994 Jahnke et al.
 5,391,076 A 2/1995 Home
 5,397,234 A 3/1995 Kwiatek
 5,405,263 A 4/1995 Gerdes et al.
 5,468,145 A 11/1995 Ferlin
 5,490,778 A 2/1996 Meijer
 D369,517 S * 5/1996 Ferlin D7/407
 5,628,302 A 5/1997 Schatz et al.
 5,649,822 A 7/1997 Gertler
 5,661,968 A 9/1997 Gabriel
 5,724,807 A 3/1998 Schuetzenduebel et al.
 5,765,542 A 6/1998 Fey et al.
 5,865,100 A 2/1999 Knowles
 5,887,418 A 3/1999 Bruckner et al.
 5,899,681 A 5/1999 Maughan
 5,924,860 A 7/1999 Massey et al.
 D414,377 S * 9/1999 Huang D7/407
 5,954,492 A 9/1999 Lannes et al.
 6,030,207 A 2/2000 Saleri
 6,082,994 A 7/2000 Grandveau et al.
 6,146,132 A 11/2000 Harneit
 D439,801 S * 4/2001 Measom D7/407

6,263,868 B1 7/2001 Koch et al.
 6,299,436 B1 10/2001 Huang
 6,318,993 B1 11/2001 Huang
 6,371,754 B1 4/2002 Haynes
 6,439,882 B2 8/2002 Haynes et al.
 6,655,954 B2 12/2003 Dane
 6,851,420 B2 * 2/2005 Jennings 126/39 R
 D502,840 S * 3/2005 Schulte et al. D7/337
 6,938,423 B2 9/2005 Strand
 D524,105 S * 7/2006 Poltronieri D7/407

FOREIGN PATENT DOCUMENTS

CH 49497 11/1909
 DE 2121103 4/1971
 DE 9318510 7/1994
 EP 491580 A 6/1992
 EP 581655 A 2/1994
 EP 719982 A1 7/1996
 EP 1099904 A1 7/2000
 FR 2701542 8/1994
 GB 158331 1/1921
 GB 2153988 A 8/1985
 GB 2240168 A 7/1991
 GB 2302940 A 2/1997
 JP 54145030 11/1979
 JP 55-33528 3/1980
 JP 55102808 8/1980
 JP 5952113 3/1985
 JP 5864417 4/1985
 JP 60245929 12/1985
 JP 10165313 A 6/1998
 JP 11264516 9/1999
 JP 200055371 2/2002
 WO WO-9830838 A1 7/1998
 WO WO-9920942 A 4/1999
 WO WO-0013562 3/2000
 WO WO-02053879 A1 7/2002

OTHER PUBLICATIONS

International Search Report dated May 2, 1999 in Application No. PCT/US98/21945.
 International Search Report dated Mar. 12, 1999 in Application No. PCT/FR99/02139.
 Eight (8) photographs of Thermidor Burners taken Feb. 8, 2006.

* cited by examiner

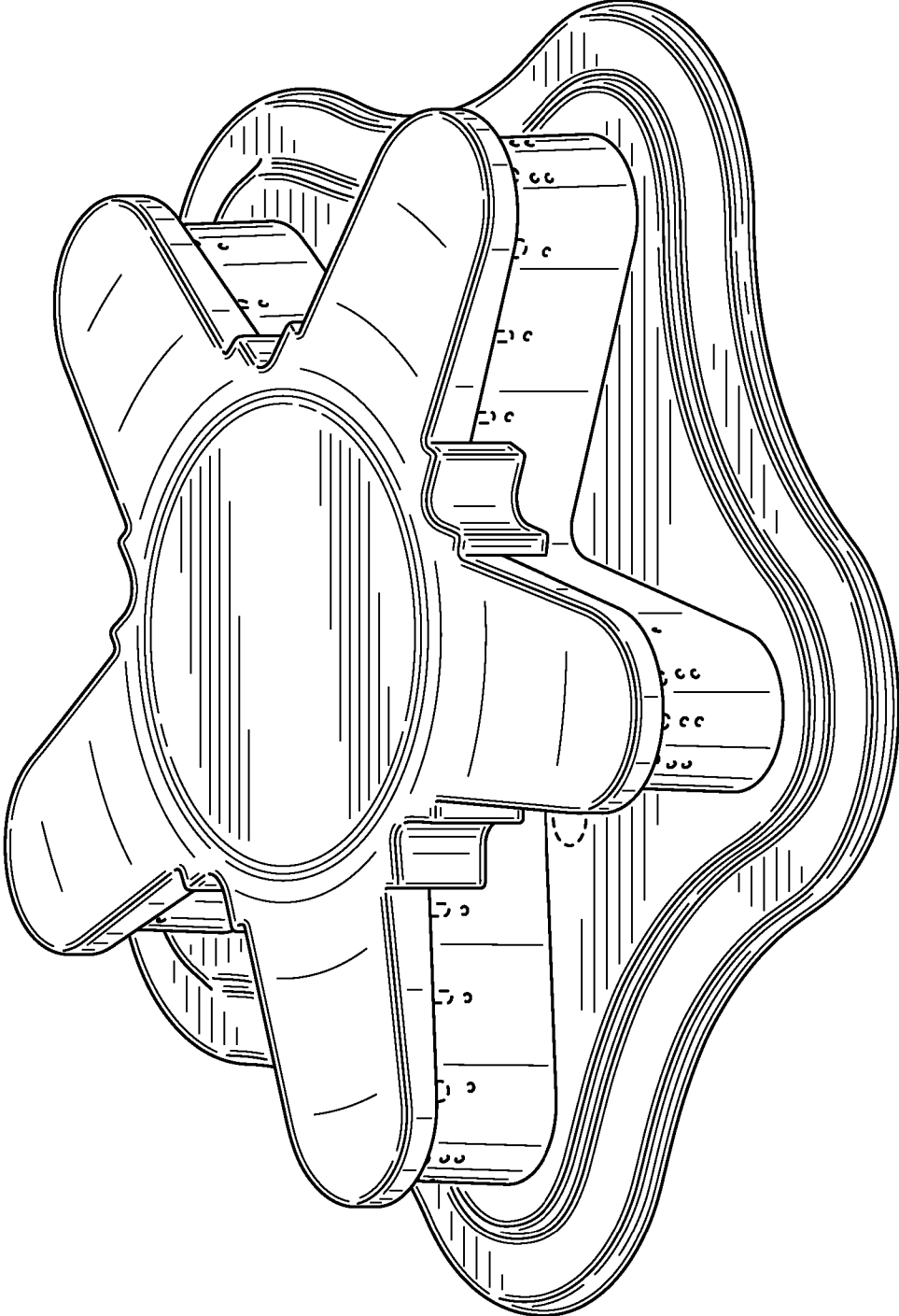


FIG. 1

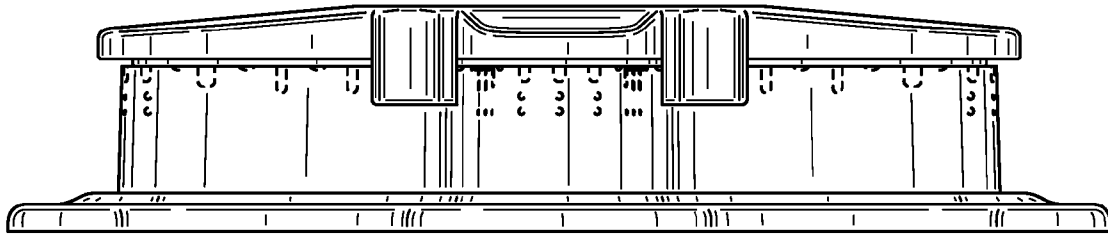


FIG. 2

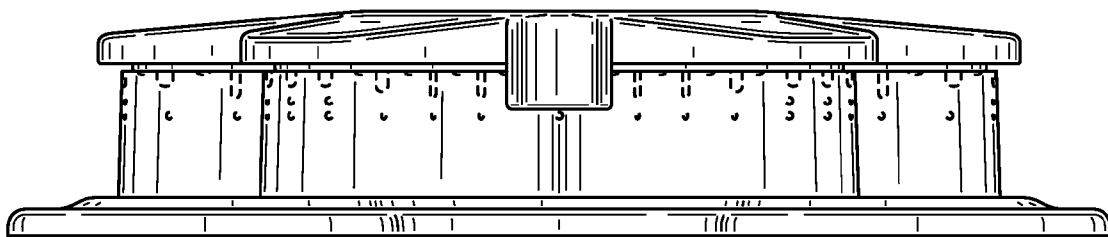


FIG. 3

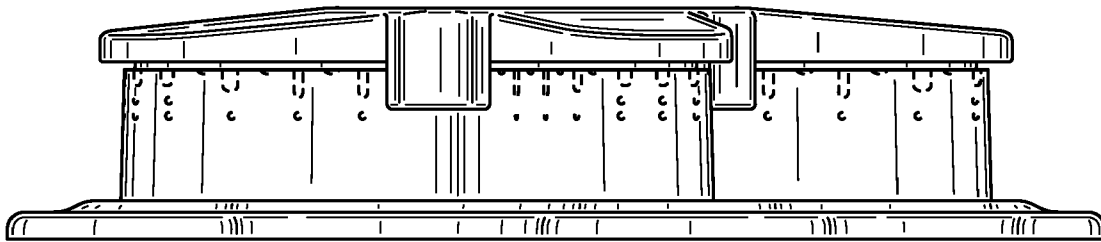


FIG. 4

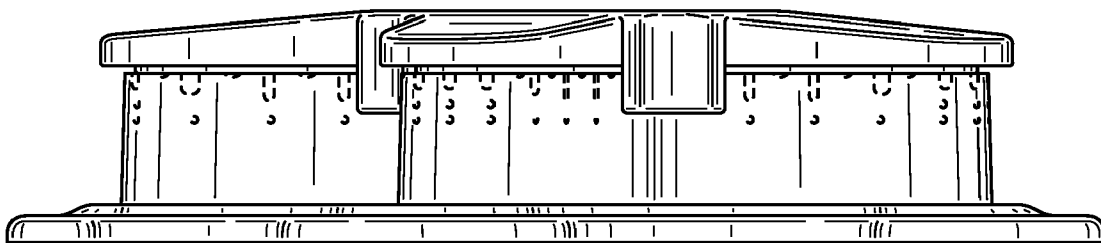


FIG. 5

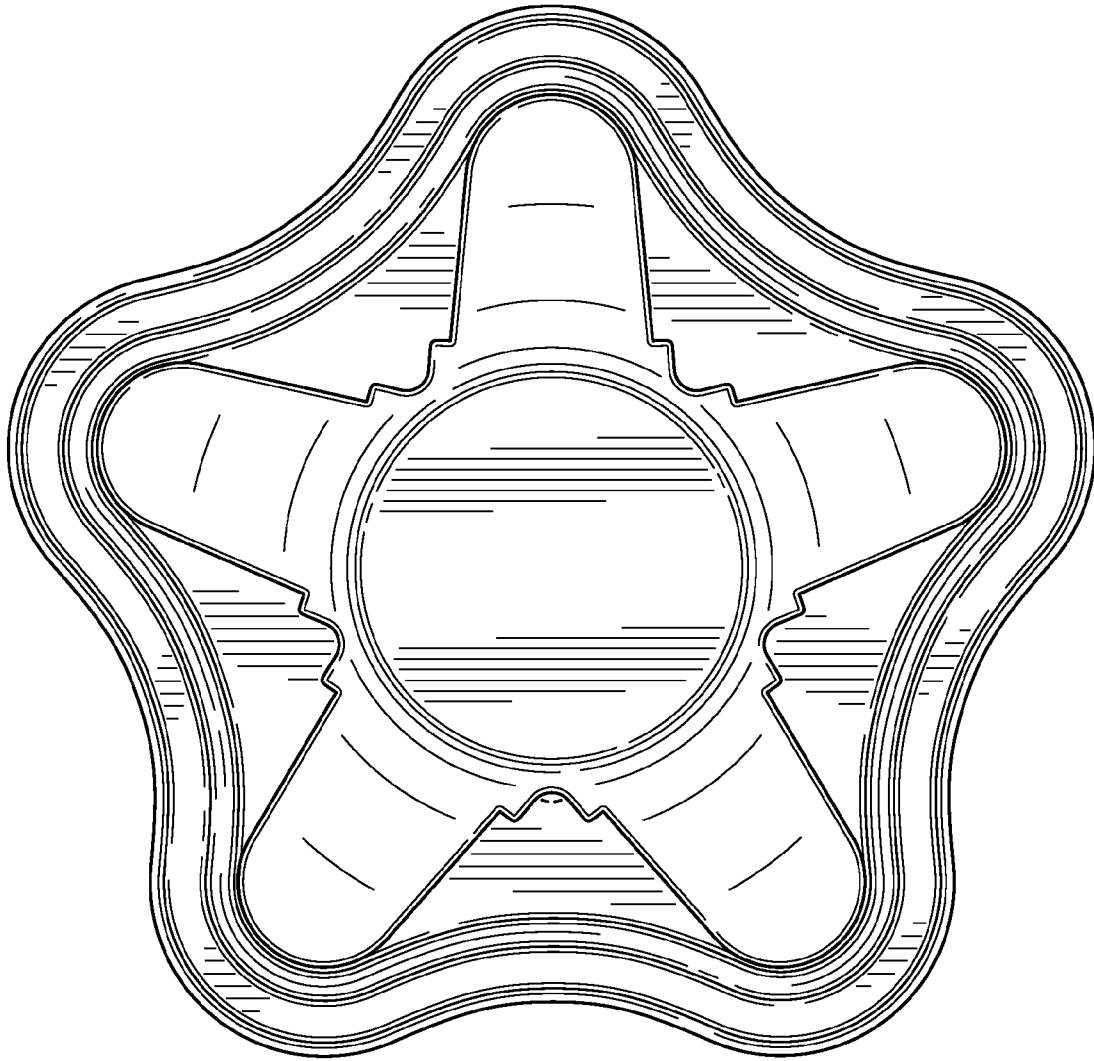


FIG. 6