



- (51) International Patent Classification:
B01D 3/06 (2006.01)
- (21) International Application Number:
PCT/US2014/029767
- (22) International Filing Date:
14 March 2014 (14.03.2014)
- (25) Filing Language: English
- (26) Publication Language: English
- (30) Priority Data:
61/792,887 15 March 2013 (15.03.2013) US
- (72) Inventors; and
- (71) Applicants : **HOPPE, Cindy** [US/US]; 3624 West Torreys Peak Drive, Superior, CO 80027 (US). **HOYT, Sarah, M.** [US/US]; 850 West Moorhead Circle, 1k, Boulder, CO 80305 (US). **TENGLER, Robert** [US/US]; 1040 Katy Lane, Longmont, CO 80504 (US). **DECOSTER, David** [US/US]; 113 5th Avenue, Lynos, CO 80540-1916 (US). **HARKRADER, Bradley**; 226 West 97th Street, Apt. 2b, New York, NY 10025 (US). **AU-YEUNG, Patrick, H.** [—/US]; 4625 Springbrook Court, Midland, MI 48642 (US). **BIJSWAS, Sanjib** [IN/US]; 2420 Damman Drive, Midland, MI 48640 (US). **VARGAS, Pedro, R.** [US/US]; 4508 Concord Street, Midland, MI 48642 (US). **ROACH, Raymond, P.** [US/US]; 3304 West Nelson Street, Midland, MI 48640 (US). **FRANK, Timothy, Charles** [US/US]; 5001 Foxpoint Circle, Midland, MI 48642 (US).
- (74) Agents: **ANDRES, Charles** et al.; Wilson Sonsini Goodrich & Rosati, 650 Page Mill Road, Palo Alto, CA 94304-1050 (US).
- (81) Designated States (*unless otherwise indicated, for every kind of national protection available*): AE, AG, AL, AM, AO, AT, AU, AZ, BA, BB, BG, BH, BN, BR, BW, BY, BZ, CA, CH, CL, CN, CO, CR, CU, CZ, DE, DK, DM, DO, DZ, EC, EE, EG, ES, FI, GB, GD, GE, GH, GM, GT, HN, HR, HU, ID, IL, IN, IR, IS, JP, KE, KG, KN, KP, KR, KZ, LA, LC, LK, LR, LS, LT, LU, LY, MA, MD, ME, MG, MK, MN, MW, MX, MY, MZ, NA, NG, NI, NO, NZ, OM, PA, PE, PG, PH, PL, PT, QA, RO, RS, RU, RW, SA, SC, SD, SE, SG, SK, SL, SM, ST, SV, SY, TH, TJ, TM, TN, TR, TT, TZ, UA, UG, US, UZ, VC, VN, ZA, ZM, ZW.
- (84) Designated States (*unless otherwise indicated, for every kind of regional protection available*): ARIPO (BW, GH, GM, KE, LR, LS, MW, MZ, NA, RW, SD, SL, SZ, TZ, UG, ZM, ZW), Eurasian (AM, AZ, BY, KG, KZ, RU, TJ, TM), European (AL, AT, BE, BG, CH, CY, CZ, DE, DK, EE, ES, FI, FR, GB, GR, HR, HU, IE, IS, IT, LT, LU, LV, MC, MK, MT, NL, NO, PL, PT, RO, RS, SE, SI, SK, SM, TR), OAPI (BF, BJ, CF, CG, CI, CM, GA, GN, GQ, GW, KM, ML, MR, NE, SN, TD, TG).
- Published:
- with international search report (Art. 21(3))
 - before the expiration of the time limit for amending the claims and to be republished in the event of receipt of amendments (Rule 48.2(h))

(54) Title: FLASH EVAPORATION FOR PRODUCTION PURIFICATION AND RECOVERY

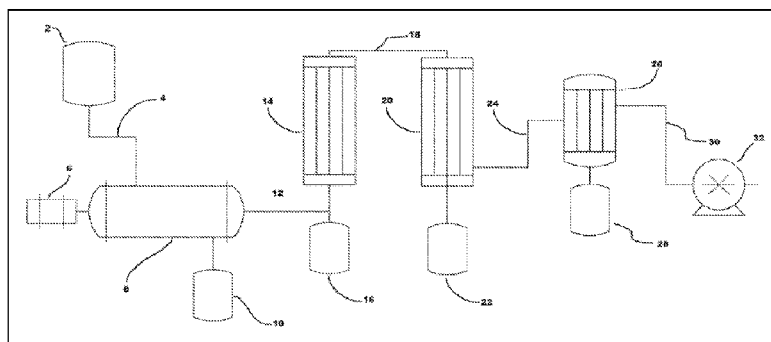


Fig. 1

(57) Abstract: Methods and systems for producing high purity 3-hydroxypropionic acid (3 -HP) from an aqueous medium, such as a fermentation broth, are described. Aqueous 3 -HP solution can be purified by flash evaporation wherein the 3 -HP is vaporized at an elevated temperature without conversion to acrylic acid. This process can be integrated with downstream processes for producing other chemical and consumer products.

FLASH EVAPORATION FOR PRODUCT PURIFICATION AND RECOVERY

BACKGROUND

[0001] 3-Hydroxypropionic acid ("3-HP", CAS No. 503-66-2) is a carboxylic acid that is a highly attractive chemical feedstock for the production of many large market commodity chemicals currently produced from petroleum derivatives. For example, commodity products that can be readily produced using 3-HP include acrylic acid (AA), 1,3-propanediol, methylacrylate, and acrylamide. The sum value of these commodity chemicals is currently estimated to exceed several billion dollars annually in the U.S. In addition, manufacture of the same commodities via the clean, cost-effective production of 3-HP from biomass will substitute renewable feedstocks for non-renewable resources.

[0002] Production of 3-HP is only one important part of the 3-HP procurement process. Another critical step in the process of 3-HP procurement is the purification of 3-HP, whether from a medium used for biological production (e.g., fermentation broth) or a medium used for chemical synthesis. Of particular interest is providing a process for the purification of 3-HP regardless of the form of the 3-HP, for example purification of 3-HP from a medium (such as a fermentation medium) where it exists in a salt form such as a sodium or calcium salt.

[0003] Purification of 3-HP is particularly challenging. 3-HP is very hydrophilic and, as a result, is very difficult to separate from water. Traditional distillation techniques to purify 3-HP are ineffective because 3-HP decomposes (e.g., dehydrates to acrylic acid) at elevated temperatures before it vaporizes.

[0004] A variety of other purification methods have been explored for the purification of carboxylic acids, primarily lactic acid. These purification methods, however, often employ organic solvents, solid adsorbents, reactive amines, and/or energy-intensive processes.

[0005] There remains a need for methods of purifying 3-HP that minimize the use of organic solvents, highly acidic solutions, and other chemicals.

SUMMARY

[0006] In some cases, this disclosure provides compositions comprising at least about 90% by weight of a biologically produced 3-HP. In some cases, the composition comprises at least about 95%, or at least about 98% by weight of a biologically produced 3-HP.

[0007] In some cases, a composition described in this disclosure has a ¹⁴C concentration of at least 1 part per trillion carbon, or about 1.2 parts per trillion carbon.

[0008] In some cases, a composition described in this disclosure comprises less than about 10% by weight of acrylic acid. In some cases, the composition comprises less than about 5%, or less than about 1% by weight of acrylic acid.

[0009] In some cases, this disclosure provides downstream chemical product produced from the compositions purified as described herein. In some cases the downstream chemical product is selected from the group consisting of acrylic acid (AA), 1,3-propanediol, methyl acrylate, acrylamide, propiolactone, ethyl-3-HP, malonic acid, acrylonitrile, butyl acrylate, 3-HP amide, and ethyl acrylate.

[0010] In some cases, this disclosure provides consumer products produced using 3-HP or a downstream chemical product of 3-HP. In some cases, the consumer product comprises 3-HP or a downstream chemical product or 3-HP with a ^{14}C concentration of at least 1 part per trillion carbon.

[0011] In some cases, this disclosure provides a method of vaporizing 3-HP from a solution, comprising: (a) providing an aqueous solution of 3-HP; (b) heating the aqueous solution of 3-HP to a first temperature under a first pressure, thereby generating a heated aqueous solution of 3-HP; and (c) exposing the heated aqueous solution of 3-HP to a second temperature under a second pressure, thereby generating a vapor comprising 3-HP (e.g., a vapor comprising 3-HP, water, and possibly other volatile components).

[0012] In some cases, the second pressure is lower than the first pressure, thereby generating a pressure difference. In some cases, the first temperature is lower than the second temperature, thereby generating a temperature difference. In some cases, the first temperature is approximately the same as the second temperature.

[0013] In some cases, the heated aqueous solution of 3-HP is exposed to the second temperature for about 0.01 to about 1000 seconds. In some cases, the heated aqueous solution of 3-HP is exposed to the second temperature for less than about 300 seconds.

[0014] In some cases, the vapor comprising 3-HP is condensed, to generate a condensed 3-HP solution. In some cases, the condensing is performed in a first condenser. In some cases, the condensing is performed in a second condenser or further condenser. In some cases, the second condenser or further condenser may be used to condense vapor comprising 3-HP that does not condense in the first condenser or the second condenser. In some cases, the first condenser is operated at a temperature higher than the temperature of the second condenser.

[0015] In some cases, the condensed 3-HP solution is concentrated to generate a concentrated 3-HP solution. In some cases, the concentrated 3-HP solution comprises about 70% to about 80% by weight of 3-HP.

[0016] In some cases, the aqueous solution of 3-HP is concentrated prior to heating to the first temperature under the first pressure.

[0017] In some cases, the aqueous solution of 3-HP is clarified prior to heating to the first temperature under the first pressure. In some cases, the clarifying is performed by a method selected from the group consisting of filtration, centrifugation, and combinations thereof.

[0018] In some cases, substantially all the aqueous solution of 3-HP is maintained in a liquid state after heating the aqueous solution of 3-HP to the first temperature under the first pressure.

[0019] In some cases, the first temperature is at or below about 26 °C and the first pressure is at least about 0.03 bar, or the first temperature is at or below about 52 °C and the first pressure is at least about 0.14 bar, or the first temperature is at or below about 67 °C and the first pressure is at least about 0.28 bar, or the first temperature is at or below about 80 °C and the first pressure is at least about 0.48 bar, or the first temperature is at or below about 90 °C and the first pressure is at least about 0.69 bar, or the first temperature is at or below about 100 °C and the first pressure is at least about 1 bar, or the first temperature is at or below about 114 °C and the first pressure is at least about 1.7 bar, or the first temperature is at or below about 125 °C and the first pressure is at least about 2.3 bar, or the first temperature is at or below about 135 °C and the first pressure is at least about 3.2 bar, or the first temperature is at or below about 145 °C and the first pressure is at least about 4.1 bar, or the first temperature is at or below about 155 °C and the first pressure is at least about 5.4 bar, or the first temperature is at or below about 164 °C and the first pressure is at least about 6.9 bar, or the first temperature is at or below about 172 °C and the first pressure is at least about 8.3 bar, or the first temperature is at or below about 189 °C and the first pressure is at least about 12 bar, or the first temperature is at or below about 200 °C and the first pressure is at least about 16 bar, or the first temperature is at or below about 210 °C and the first pressure is at least about 19 bar.

[0020] In some cases, the pressure difference is sufficient to vaporize the heated aqueous solution of 3-HP at the second temperature. In some cases, the temperature difference is sufficient to vaporize the heated aqueous solution of 3-HP at the second pressure.

[0021] In some cases, the second temperature is about 170 °C to about 270 °C, and the second pressure is about 1 mbar to about 200 mbar. In some cases, the pressure difference is about 0.5 bar to about 20 bar. In some cases, the pressure difference is about 0.5 bar to about 2 bar.

[0022] In some cases, less than about 20% of the 3-HP is converted to acrylic acid during purification. In some cases, less than about 10% of the 3-HP is converted to acrylic acid during purification. In some cases less than about 5% of the 3-HP is converted to acrylic acid during purification. In some cases less than about 1% of the 3-HP is converted to acrylic acid during purification.

[0023] In some cases, at least about 80% of 3-HP in the vapor comprising 3-HP is in a monomeric form. In some cases, at least about 90% of 3-HP in the vapor comprising 3-HP is in a monomeric form. In some cases, at least about 95% of 3-HP in the vapor comprising 3-HP is in a monomeric form.

[0024] In some cases, the concentrated 3-HP solution comprises 3-HP : acrylic acid in a molar ratio range of about 25 to about 200. In some cases, the concentrated 3-HP solution comprises 3-HP : acrylic acid at a molar ratio of about 100.

[0025] In some cases, the aqueous solution of 3-HP is a fermentation broth. In some cases, the aqueous solution of 3-HP is derived from a fermentation broth. In some cases, the 3-HP has been produced by a microorganism. In some cases, the 3-HP has been chemically synthesized.

[0026] In some cases, at least a portion of the 3-HP in the aqueous solution exists as an ammonium salt. In some cases, a substantial portion of the 3-HP in the aqueous solution exists as an ammonium salt. In some cases, at least about 60% of the 3-HP in the aqueous solution exists as an ammonium salt. In some cases, at least about 70% of the 3-HP in the aqueous solution exists as an ammonium salt. In some cases, at least about 80% of the 3-HP in the aqueous solution exists as an ammonium salt. In some cases, at least about 90% of the 3-HP in the aqueous solution exists as an ammonium salt.

[0027] In some cases, this disclosure provides a vapor comprising 3-HP produced according to any of the methods described herein. In some cases, this disclosure provides a condensed 3-HP solution produced according to any of the methods described herein. In some cases, this disclosure provides a concentrated 3-HP solution produced according to any of the methods described herein.

[0028] In some cases, this disclosure provides systems for purifying 3-HP, comprising: (a) a first vessel at a first temperature under a first pressure, wherein the first vessel is configured to receive an aqueous solution of 3-HP and to generate a heated aqueous solution of 3-HP; (b) a second vessel at a second temperature under a second pressure, wherein the second vessel is configured to convert at least a portion of the heated aqueous solution of 3-HP to a vapor

comprising 3-HP; and (c) a first condenser, wherein the first condenser is configured to condense at least a portion of the vapor comprising 3-HP.

[0029] In some cases, the first temperature is in a range of about ambient temperature to about 240°C. In some cases, the second temperature is in a range of about 175°C to about 280°C.

[0030] In some cases, the first temperature is lower than the second temperature, thereby generating a temperature difference. In some cases, the second pressure is lower than the first pressure, thereby generating a pressure difference.

[0031] In some cases, the temperature difference is in a range of about 20 to about 60 °C. In some cases, the pressure difference is in a range of about 0.5 to about 20 bar.

[0032] In some cases, a system provided in this disclosure comprises a second condenser, or a further condenser. In some cases the first condenser is operated at a temperature higher than the temperature of the second condenser.

[0033] In some cases, the first temperature is at or below about 26 °C and the first pressure is at least about 0.03 bar, or the first temperature is at or below about 52 °C and the first pressure is at least about 0.14 bar, or the first temperature is at or below about 67 °C and the first pressure is at least about 0.28 bar, or the first temperature is at or below about 80 °C and the first pressure is at least about 0.48 bar, or the first temperature is at or below about 90 °C and the first pressure is at least about 0.69 bar, or the first temperature is at or below about 100 °C and the first pressure is at least about 1 bar, or the first temperature is at or below about 114 °C and the first pressure is at least about 1.7 bar, or the first temperature is at or below about 125 °C and the first pressure is at least about 2.3 bar, or the first temperature is at or below about 135 °C and the first pressure is at least about 3.2 bar, or the first temperature is at or below about 145 °C and the first pressure is at least about 4.1 bar, or the first temperature is at or below about 155 °C and the first pressure is at least about 5.4 bar, or the first temperature is at or below about 164 °C and the first pressure is at least about 6.9 bar, or the first temperature is at or below about 172 °C and the first pressure is at least about 8.3 bar, or the first temperature is at or below about 189 °C and the first pressure is at least about 12 bar, or the first temperature is at or below about 200 °C and the first pressure is at least about 16 bar, or the first temperature is at or below about 210 °C and the first pressure is at least about 19 bar.

[0034] In some cases, the temperature difference is sufficient to vaporize the heated aqueous solution of 3-HP at the second pressure. In some cases, the pressure difference is sufficient to vaporize the heated aqueous solution of 3-HP at the second temperature.

[0035] In some cases, the second temperature is about 170 °C to about 270 °C, and the second pressure is about 1 mbar to about 200 mbar. In some cases, the pressure difference is about 0.5 bar to about 20 bar. In some cases, the pressure difference is about 0.5 bar to about 2 bar.

[0036] In some cases, this disclosure provides methods of producing a 3-HP solution, comprising: (a) providing an aqueous solution of 3-HP; (b) heating the aqueous solution of 3-HP to a first temperature under a first pressure, thereby generating a heated aqueous solution of 3-HP, wherein substantially all the heated aqueous solution of 3-HP is maintained in a liquid state; (c) exposing the heated aqueous solution of 3-HP to a second temperature under a second pressure, thereby generating a vapor comprising 3-HP (e.g., a vapor comprising 3HP, water, and possibly other volatile components), wherein: (1) the second pressure is lower than the first pressure, thereby generating a pressure difference, wherein the pressure difference is sufficient to vaporize the heated aqueous solution of 3-HP at the second temperature; and/or (2) the first temperature is lower than the second temperature, thereby generating a temperature difference, wherein the temperature difference is sufficient to vaporize the heated aqueous solution of 3-HP at the second pressure; (d) condensing the vapor comprising 3-HP to produce the 3-HP solution, wherein the first temperature is at or below about 26 °C and the first pressure is at least about 0.03 bar, or the first temperature is at or below about 52 °C and the first pressure is at least about 0.14 bar, or the first temperature is at or below about 67 °C and the first pressure is at least about 0.28 bar, or the first temperature is at or below about 80 °C and the first pressure is at least about 0.48 bar, or the first temperature is at or below about 90 °C and the first pressure is at least about 0.69 bar, or the first temperature is at or below about 100 °C and the first pressure is at least about 1 bar, or the first temperature is at or below about 114 °C and the first pressure is at least about 1.7 bar, or the first temperature is at or below about 125 °C and the first pressure is at least about 2.3 bar, or the first temperature is at or below about 135 °C and the first pressure is at least about 3.2 bar, or the first temperature is at or below about 145 °C and the first pressure is at least about 4.1 bar, or the first temperature is at or below about 155 °C and the first pressure is at least about 5.4 bar, or the first temperature is at or below about 164 °C and the first pressure is at least about 6.9 bar, or the first temperature is at or below about 172 °C and the first pressure is at least about 8.3 bar, or the first temperature is at or below about 189 °C and the first pressure is at least about 12 bar, or the first temperature is at or below about 200 °C and the first pressure is at least about 16 bar, or the first temperature is at or below about 210 °C and the first pressure is at least about 19 bar, and wherein the second

temperature is about 170 °C to about 270 °C, and the second pressure is about 1 mbar to about 200 mbar.

[0037] In some cases, the first temperature and the second temperature are different. In some cases, the first pressure and the second pressure are different. In some cases, the second pressure is lower than the first pressure and the first temperature is lower than the second temperature.

[0038] In some cases, this disclosure provides methods of decomposing ammonium 3-HP (A3-HP) to form 3-HP and ammonia by thermal salt splitting from an aqueous solution comprising A3-HP. In some cases, the method comprises: (a) providing an aqueous solution of A3-HP; (b) heating said aqueous solution of A3-HP in a device to an appropriate operating temperature and under an appropriate operating pressure; (c) generating 3-HP vapor, ammonia, and water vapor from the aqueous solution; (d) condensing the generated vapor in a first partial condenser operating at an appropriately high condensing temperature to selectively condense 3-HP vapor, and allowing uncondensed water and ammonia to leave the condenser at high temperature; and (e) condensing the water and ammonia in a second total condenser.

[0039] In some cases, the operating temperature during the method of thermal salt splitting is between 140 to 250°C and preferably between 185 to 220°C. In some cases, the operating pressure is between 10 to 760 mmHg and preferably between 50 to 120 mmHg. In some cases, the first condenser is operated at a temperature higher than the second condenser. In some cases, the temperature of the first (partial) condenser is between 25 to 220°C and preferably between 100 to 150°C. In some cases, the temperature of the second condenser is between 5 to 100°C. In some cases, the method further comprises using a third condenser, wherein water condenses in the second condenser, and ammonia condenses in the third condenser. In some cases, the second condenser is operated at a temperature higher than the third condenser. In some cases, the appropriate temperature for the third (total) condenser is between -87°C and -33°C. In some cases, the aqueous solution of A3-HP may be from a fermentation broth, whole or purified, or concentrated in a device by removing water. In some cases, the 3-HP collected from the first condenser is immediately cooled to room temperature or below to minimize undesirable side reaction such as oligomer or amide formation. In some cases, multiple partial condensers operating at appropriate temperatures can be employed to separate any acrylic acid formed in the thermal salt splitting process.

[0040] In some cases, this disclosure provides a method of decomposing A3-HP to form 3-HP and ammonia by thermal salt splitting from an aqueous solution of A3-HP, comprising:

(a) providing an aqueous solution of A3-HP; (b) heating said aqueous solution of A3-HP in a device to an appropriate operating temperature and under an appropriate operating pressure; and (c) generating 3-HP vapor, ammonia, and water vapor from the aqueous solution leaving other high boiling impurities behind;

[0041] In some cases, the operating temperature during the method of thermal salt splitting is between 140 to 250°C and preferably between 170 to 220°C. In some cases, the operating pressure is between 10 to 760 mmHg and preferably between 50 to 120 mmHg. In some cases, the aqueous solution of A3-HP may be from a fermentation broth, whole or purified, or concentrated in a device by removing water.

INCORPORATION BY REFERENCE

[0042] All publications, patents, and patent applications mentioned in this specification are herein incorporated by reference to the same extent as if each individual publication, patent, or patent application was specifically and individually indicated to be incorporated by reference.

BRIEF DESCRIPTION OF THE DRAWINGS

[0043] The novel features of the invention are set forth with particularity in the appended claims. A better understanding of the features and advantages of the present invention will be obtained by reference to the following detailed description that sets forth illustrative embodiments, in which the principles of the invention are utilized, and the accompanying drawings of which:

[0044] **Fig. 1** illustrates an evaporation purification process that utilizes selective condensation.

[0045] **Fig. 2** is a schematic of the flash evaporation apparatus discussed in Example 1.

[0046] **Fig. 3** shows the mass of vaporized species obtained as described in Example 1.

[0047] **Fig. 4** shows UV/Vis spectra of feed and three product samples, as described in Example 1.

[0048] **Fig. 5** shows recovery of synthetic 3-HP from aqueous medium vs. recovery of 3-HP from clarified fermentation broth. The difference in recovery is due to the accumulation of solids in the flash evaporator when fermentation broth is used.

[0049] **Fig. 6** shows the pH-dependence of concentration of 3-HP and AA in the distillate, as described in Example 2.

- [0050] **Fig. 7** shows the percent acrylic acid in distillate at different pHs, as described in Example 2.
- [0051] **Fig. 8A** shows the effect of pH on recovery of 3-HP by short path rolled film evaporation, at pHs 4.5, 2.5, and 6.5, as described in Example 3.
- [0052] **Fig. 8B** shows recovery of 3-HP by short path rolled film evaporation at pH 6.04.
- [0053] **Fig. 9** shows actual and projected 3-HP recovery at three different pHs, as described in Example 3.
- [0054] **Fig. 10** shows the concentration of 3-HP in distillate by weight at three different pHs, as described in Example 4.
- [0055] **Fig. 11** shows the percent yield of 3-HP in distillate from a pH 6.5 feed at different second vessel temperatures, as described in Example 4.
- [0056] **Fig. 12** shows that at or above 232 °C, nearly 100% percent of monomeric 3-HP was recovered in the distillate from pH 6.5 feed, in the forms of 3-HP or acrylic acid, as described in Example 4.
- [0057] **Fig. 13** shows the percent yield of 3-HP in distillate from a pH 4.5 feed at different skin temperatures (i.e., second vessel temperatures), as described in Example 4.
- [0058] **Fig. 14** shows the yields of 3-HP and AA in distillate from a pH 4.5 feed at different second vessel temperatures, as described in Example 4.
- [0059] **Fig. 15** shows the yield of 3-HP from a pH 2.5 feed at different skin temperatures, as described in Example 4.
- [0060] **Fig. 16** shows yields of 3-HP and AA in distillate from a pH 2.5 feed, as described in Example 4.
- [0061] **Fig. 17** shows yields of 3-HP and AA in distillate from a pH 0.6 feed, as described in Example 4.
- [0062] **Fig. 18** shows a comparison of percent yield of 3-HP by weight in distillate at different pHs, as described in Example 4.
- [0063] **Fig. 19** shows a comparison of percent of 3-HP converted to acrylic acid in distillate on a molar basis at different pHs, as described in Example 4.
- [0064] **Fig. 20** shows a comparison of pH of the distillates at different pHs, as described in Example 4.
- [0065] **Fig. 21** shows an exemplary system for thermal salt splitting and 3-HP vaporization in a rolled film evaporator (RFE). The system comprises a first vessel **2** which acts as a feed tank, a second vessel **8** that is a rolled film or wiped-film evaporator, a third vessel **12** acts as residue collection tank, a fourth vessel **18** acts as distillate collection tank, a fifth vessel **22**

acts as cold trap, a sixth vessel **28** acts as cold trap collection pot and **26** is an optional vacuum pump. Feed vessel **2** is configured to receive an aqueous feed of a composition comprising a mixture of ammonium salt of 3-HP and protonated 3-HP. The aqueous feed is a fermentation broth. The aqueous 3-HP in vessel **2** is maintained at a first temperature under atmospheric pressure. The aqueous feed from vessel **2** is fed to the second vessel **8**, a flash vaporizer (rolled film evaporator), maintained at a second temperature and pressure. The feed line **4** is pre-heated. The flash vaporizer comprises an internal condenser **14** that is configured to condense 3HP vapor. During operation, the condensate from the internal condenser **14** is collected in the condensate collection pot **18**. The residue from the flash vaporizer is collected in the residue collection pot **12**. The vent from the flash vaporizer goes to the cold trap **22** and finally to the vacuum pump **26**.

[0066] **Fig. 22** shows an exemplary system for thermal splitting of ammonium 3-HP and 3-HP purification from water and ammonia using a partial condenser. The system comprises a first vessel **2** which acts as a feed tank, a second vessel **8** that is a rolled-film or wiped-film evaporator, a third vessel **12** acts as residue collection tank, a fourth vessel **16** acts as the first overhead condenser, a fifth vessel **20** acts as first overhead condenser condensate collection tank, a sixth vessel **24** acts as the second overhead condenser, a seventh vessel **28** acts as the second overhead condenser condensate collection tank, an eighth vessel **32** acts as cold trap, a ninth vessel **36** acts as cold trap collection pot and **40** is a vacuum pump. Feed vessel **2** is configured to receive an aqueous feed of composition comprising a mixture of ammonium salt of 3-HP and protonated 3-HP. The aqueous feed is a fermentation broth. The aqueous 3-HP in vessel **2** is maintained at a first temperature under atmospheric pressure. The aqueous feed from vessel **2** is fed to the second vessel **8**, a flash vaporizer (rolled-film or wiped-film evaporator), maintained at the second temperature and pressure. The feed line **4** is pre-heated to a temperature that facilitates the pumping of the feed. The flash vaporizer is attached to a first overhead condenser **16** that is configured to condense at least a portion of the 3HP vapor from the second vessel. The first overhead condenser is operated at a higher temperature than the second condenser (from 80-140 C) to act as a partial condenser to preferentially condense the 3-HP vapor and to allow the major portion of water vapor and ammonia to leave the first condenser. The first overhead condenser is set at a temperature which is low enough to condense the 3HP vapor and at the same time sufficiently high to minimize the condensation of absorption of ammonia that leads to the recombination of ammonia and 3HP to reform ammonium 3-HP. The vent gas from the first condenser is passed through a second condenser **24** to condense all the volatiles leaving the first condenser. The second condenser

is operated at room temperature or below to condense all the volatiles. The vent from the second condenser goes to a cold trap **32** to condense all residual vapors prevent them from reaching the vacuum pump. The system is operated below atmospheric pressure by using the vacuum pump **40**.

DETAILED DESCRIPTION

I. Definitions

[0067] As used herein, the singular forms “a,” “an,” and “the” are intended to include the plural forms as well, unless the context clearly indicates otherwise. Furthermore, to the extent that the terms “including,” “includes,” “having,” “has,” “with,” “such as,” or variants thereof, are used in either the specification and/or the claims, such terms are not limiting and are intended to be inclusive in a manner similar to the term “comprising”.

[0068] “3-HP” means 3-hydroxypropionic acid (CAS number 503-66-2).

[0069] “AA” means acrylic acid (CAS number 79-10-7).

[0070] The term “flash evaporation” generally refers to a process by which a heated liquid stream encounters a sudden reduction in pressure. This results in rapid volatilization and cooling of the liquid, enabling separation of the volatile and non-volatile components of the liquid. When flash evaporation is performed on a fermentation medium, as in some embodiments described in this disclosure, higher boiling organic components, salts, and other non-volatile components of the medium will remain in the residual composition as either a liquid or solid, while water and volatile carboxylic acids evaporate overhead and are recovered by condensation.

[0071] The term “fermentation broth” generally refers to a mixture derived from a microbial fermentation process. A fermentation broth may be a mixture obtained from a microbial fermentation process without any purification or separation. Alternatively, a fermentation broth may be a mixture obtained from a microbial fermentation procedure after purification or separation. A fermentation broth may be clarified. A fermentation broth may contain whole cells or may be substantially free of whole cells. Additionally, a fermentation broth may be treated, for example, with a lysing agent to release 3-HP from cells.

[0072] As used herein the term “about” refers to $\pm 5\%$. For example, a value of “about 10” would include a range of 9.5 to 10.5. When the term “about” is used, the specified value is explicitly contemplated. For example, a value of “about 10” also includes a value of exactly 10.

[0073] The term “comprising” (and related terms such as “comprise” or “comprises” or “having” or “including”) is not intended to exclude that other certain embodiments, for example an embodiment of any composition, method, or process, or the like, described herein, may “consist of” or “consist essentially of” the described features.

II. Overview

[0074] The present disclosure provides methods for purifying 3-HP from aqueous medium. Any suitable aqueous medium may be used. In some cases, an aqueous medium is a fermentation broth. The purified 3-HP may be stored or used directly to produce other downstream chemicals, for example, acrylamide, 1, 3-propanediol, acrylic acid, 3-HP esters, 3-HP amide, and acrylic esters. A variety of industrial and consumer products can be further derived from 3-HP or chemical products produced from 3-HP.

[0075] The purification may involve heating an aqueous solution of 3-HP to a first temperature under a first pressure, and then exposing the heated aqueous solution of 3-HP to a second temperature under a second pressure. In some embodiments, the first temperature is lower than the second temperature. In some embodiments, the second pressure is lower than the first pressure. The temperature and/or pressure change may lead to vaporization of at least a portion of 3-HP and other volatile components, such as water and other organic acids. This vaporization may separate 3-HP from other non-volatile or less volatile components, for example, organic or inorganic salts, proteins, sugars, and lipids. Thereafter, the vapor comprising 3-HP may be condensed to produce a 3-HP solution. Such a 3-HP solution may be further concentrated to generate a concentrated 3-HP solution. The vapor comprising 3-HP, 3-HP solution, or concentrated 3-HP solution may be used in a dehydration reaction to produce, for example, acrylic acid. In a particular embodiment, the vapor comprising 3-HP is fed directly to a reactor, such as a dehydration reactor, to produce a downstream product, such as acrylic acid. Additionally, the purified 3-HP may be reacted with an alcohol, for example, a short chain alcohol, to produce a 3-HP ester.

[0076] In some embodiments, the aqueous 3-HP solution is produced by a fermentation process. A crude fermentation broth may be clarified (e.g., by filtration, precipitation, or centrifugation) to obtain a clarified fermentation broth prior to the purification. In some embodiments, addition of acids prior to or during the purification is not needed. In some embodiments, the pH of the clarified fermentation broth is in a range of about 4.5 to about 7.0, about 5.0 to about 6.5, or about 5.5 to about 6.0. In some embodiments, at least a portion of the 3-HP exists as an ammonium salt, and preferably a substantially amount of the 3-HP is

in an ammonium salt form. Utilizing the 3-HP ammonium salt in the purification method of the present invention provides multiple cost advantages, including allowing for recycling of ammonia to fermentation, eliminating the cost to add acid prior to and/or during the purification, avoiding the need to utilize equipment fabricated from costly acid-resistant metals that will not degrade in acidic conditions, and the minimization of byproducts (e.g., ammonium salts) that would require additional processing to remove and additional cost for disposal. In some cases, 3-HP may exist as at least about 60%, at least about 70%, at least about 80%, at least about 90%, or at least about 95% ammonium salt.

[0077] The methods described herein may allow the purification of 3-HP with very low conversion to acrylic acid. In some embodiment, less than about 20%, less than about 15%, less than about 10%, less than about 9%, less than about 8%, less than about 7%, less than about 6%, less than about 5%, less than about 4%, less than about 3%, less than about 2%, or less than about 1% of 3-HP is converted to acrylic acid. The low conversion may be due to short residence time of the 3-HP at a high temperature (e.g., 120 °C or higher). In some embodiments, the residence time of 3-HP at high temperature (e.g., the amount of time the 3-HP liquid is in contact with the high temperature surface of the evaporator) is less than about 0.01, less than about 0.1, less than about 1, less than about 2, less than about 5, less than about 10, less than about 20, less than about 50, less than about 80, less than about 100, less than about 500 seconds, less than about 600 seconds, less than about 700 seconds, less than about 800 seconds, or less than about 1000 seconds.

III. Purification of 3-HP

[0078] With only 3 carbons, a carboxyl group and a hydroxyl group, 3-HP is highly hydrophilic and very difficult to separate from an aqueous medium. Traditional organic acid isolation approaches often rely on a biphasic liquid-liquid extraction process to isolate the acid. However, the extraction efficiency of 3-HP from water with an organic solvent is usually low. For example, US patent 7,279,598 describes a process for separating and recovering 3-HP from acrylic acid using counter current extraction of the aqueous solution with ethyl acetate. After extraction, the remaining aqueous acid comprises 3-HP.

[0079] Purification of 3-HP at an elevated temperature is considered difficult. 3-HP is known to dehydrate to give acrylic acid at elevated temperatures (e.g., greater than 217 °C). In addition, carboxylic acids such as 3-HP generally exist in an equilibrium between the acid form and the deprotonated (salt) form in an aqueous solution. It is generally believed that the acid form is volatile while the salt form is not. Therefore, to distill an organic acid from an

aqueous solution, a strong acid, for example hydrochloric acid or sulfuric acid, is routinely added to shift the equilibrium to the acid form.

[0080] Applicants have discovered that 3-HP can be purified from an aqueous solution by heating the bulk solution and then vaporizing it under a vacuum at an elevated temperature. Furthermore, the pH of the aqueous solution can be between about 0 to about 8, and preferably is greater than 4.5, which is above the pKa of 3-HP. Utilizing a pH of greater than 4.5 avoids or minimizes the need to use acid-resistant equipment and harmful chemicals for 3-HP purification.

[0081] The aqueous solution of 3-HP may have a pH in the range of about 4.5 to about 7.5, about 5.0 to about 7.0, or about 5.5 to about 6.5. In some cases, the aqueous solution of 3-HP may have a pH in the range of about 4.5 to about 5.0, about 5.0 to about 5.5, about 5.5 to about 6.5, about 6.5 to about 7.0, or about 7.0 to about 7.5. In some cases, the aqueous solution of 3-HP may have a pH of at least about 4.5, at least about 5.0, at least about 5.5, at least about 6.0, at least about 6.5, at least about 7.0, or at least about 7.5. In some cases, the aqueous solution of 3-HP may have a pH of less than about 7.5, less than about 7.0, less than about 6.5, less than about 6.0, less than about 5.5, less than about 5.0, or less than about 4.5.

[0082] In one embodiment, the aqueous solution has a pH of about 6.5. In another embodiment, the aqueous solution has a pH of about 4.5. The aqueous solution may be a fermentation broth comprising, for example, water, 3-HP, ammonia, lipids, sugars, proteins and other organic or inorganic additives necessary for fermentation. At a pH of about 4.5 and higher, a substantial amount of 3-HP may exist as an ammonium salt. Applicants unexpectedly discovered that the ammonium salt of 3-HP can be substantially vaporized to provide free 3-HP, thus reducing or eliminating the need for an acidification step or the addition of solvents or reactive amines. Furthermore, using a 3-HP solution in the pH range of about 4.5 to about 7.5 may substantially reduce the acid catalyzed dehydration reaction that produces acrylic acid, thereby producing 3-HP with high purity.

[0083] The concentration of 3-HP in the aqueous solution is not particularly limited, and any suitable concentration may be used. For example, the concentration may be in a range of about 30 to about 50 g/L, about 50 to about 100 g/L, or about 100 to about 500 g/L. The concentration of 3-HP may be about 30, about 50, about 100, about 200, about 300, about 400, about 500, or about 850 g/L. The concentration of 3-HP may be at least about 30, at least about 50, at least about 100, at least about 200, at least about 300, at least about 400, at least about 500, or at least about 850 g/L. The concentration of 3-HP may be at less than

about 30, less than about 50, less than about 100, less than about 200, less than about 300, less than about 400, less than about 500, or less than about 850 g/L.

[0084] In some cases, the purification may be carried out by first providing a solution of 3-HP in a first vessel at a first temperature under a first pressure and then transferring the bulk solution to a second vessel at a second temperature under a second pressure, and then transferring vapor from the second vessel to a third vessel in which the 3-HP is condensed out of the vapor.

[0085] The first temperature may be in a range of about 20 to about 200 °C, about 60 to about 150 °C, or about 75 to about 100 °C. The first temperature may be about ambient temperature, about 80, about 120, about 125, about 130, about 135, about 140, about 145, about 150, about 155, about 160, about 165, about 170, about 175, about 180, about 185, about 190, about 195, or about 200 °C. The first temperature may be at least about ambient temperature, at least about 80, at least about 120, at least about 125, at least about 130, at least about 135, at least about 140, at least about 145, at least about 150, at least about 155, at least about 160, at least about 165, at least about 170, at least about 175, at least about 180, at least about 185, at least about 190, at least about 195, or at least about 200 °C. The first temperature may be less than about ambient temperature, less than about 80, less than about 120, less than about 125, less than about 130, less than about 135, less than about 140, less than about 145, less than about 150, less than about 155, less than about 160, less than about 165, less than about 170, less than about 175, less than about 180, less than about 185, less than about 190, less than about 195, or less than about 200 °C.

[0086] The first pressure may be in a range of about 5 to about 100 psi. The first pressure may be about 5, about 10, about 15, about 20, about 25, about 30, about 35, about 40, about 45, about 50, about 55, about 60, about 65, about 70, about 75, about 80, about 85, about 90, about 95, or about 100 psi. The first pressure may be at least about 5, at least about 10, at least about 15, at least about 20, at least about 25, at least about 30, at least about 35, at least about 40, at least about 45, at least about 50, at least about 55, at least about 60, at least about 65, at least about 70, at least about 75, at least about 80, at least about 85, at least about 90, at least about 95, or at least about 100 psi. The first pressure may be less than about 5, less than about 10, less than about 15, less than about 20, less than about 25, less than about 30, less than about 35, less than about 40, less than about 45, less than about 50, less than about 55, less than about 60, less than about 65, less than about 70, less than about 75, less than about 80, less than about 85, less than about 90, less than about 95, or less than about 100 psi.

[0087] In a particular embodiment, the first temperature is about 150 °C and the first pressure is about 75 psi. In an alternative embodiment, the first temperature is about 80 °C and the first pressure is about 20 psi.

[0088] In some embodiments, the second temperature is the same or higher than the first temperature. The second temperature may be in a range of about 170 °C to about 280 °C, about 190 °C to about 260 °C, or about 210 °C to about 240 °C. The second temperature may be about 170, about 175, about 180, about 185, about 190, about 195, about 200, about 205, about 210, about 215, about 220, about 225, about 230, about 235, about 240, about 245, about 250, about 255, about 260, about 265, or about 270 °C. The second temperature may be at least about 170, at least about 175, at least about 180, at least about 185, at least about 190, at least about 195, at least about 200, at least about 205, at least about 210, at least about 215, at least about 220, at least about 225, at least about 230, at least about 235, at least about 240, at least about 245, at least about 250, at least about 255, at least about 260, at least about 265, or at least about 270 °C. The second temperature may be less than about 170, less than about 175, less than about 180, less than about 185, less than about 190, less than about 195, less than about 200, less than about 205, less than about 210, less than about 215, less than about 220, less than about 225, less than about 230, less than about 235, less than about 240, less than about 245, less than about 250, less than about 255, less than about 260, less than about 265, or less than about 270 °C.

[0089] In some embodiments, the second pressure is in a range of about 1 to about 200 mbar, about 10 to about 180 mbar, or about 20 to about 160 mbar. The second pressure may be about 1, about 2, about 3, about 4, about 5, about 6, about 7, about 8, about 9, about 10, about 11, about 12, about 13, about 14, about 15, about 16, about 17, about 18, about 19, about 20, about 21, about 22, about 23, about 24, about 25, about 26, about 27, about 28, about 29, about 30, about 31, about 32, about 33, about 34, about 35, about 36, about 37, about 38, about 39, about 40, about 41, about 42, about 43, about 44, about 45, about 46, about 47, about 48, about 49, about 50, about 51, about 52, about 53, about 54, about 55, about 60, about 65, about 70, about 75, about 80, about 85, about 90, about 95, about 100, about 110, about 120, about 130, about 140, about 150, about 160, about 170, about 180, about 190, or about 200 mbar. The second pressure may be at least about 1, at least about 2, at least about 3, at least about 4, at least about 5, at least about 6, at least about 7, at least about 8, at least about 9, at least about 10, at least about 11, at least about 12, at least about 13, at least about 14, at least about 15, at least about 16, at least about 17, at least about 18, at least about 19, at least about 20, at least about 21, at least about 22, at least about 23, at least about 24, at least

about 25, at least about 26, at least about 27, at least about 28, at least about 29, at least about 30, at least about 31, at least about 32, at least about 33, at least about 34, at least about 35, at least about 36, at least about 37, at least about 38, at least about 39, at least about 40, at least about 41, at least about 42, at least about 43, at least about 44, at least about 45, at least about 46, at least about 47, at least about 48, at least about 49, at least about 50, at least about 51, at least about 52, at least about 53, at least about 54, at least about 55, at least about 60, at least about 65, at least about 70, at least about 75, at least about 80, at least about 85, at least about 90, at least about 95, at least about 100, at least about 110, at least about 120, at least about 130, at least about 140, at least about 150, at least about 160, at least about 170, at least about 180, at least about 190, or at least about 200 mbar. The second pressure may be less than about 1, less than about 2, less than about 3, less than about 4, less than about 5, less than about 6, less than about 7, less than about 8, less than about 9, less than about 10, less than about 11, less than about 12, less than about 13, less than about 14, less than about 15, less than about 16, less than about 17, less than about 18, less than about 19, less than about 20, less than about 21, less than about 22, less than about 23, less than about 24, less than about 25, less than about 26, less than about 27, less than about 28, less than about 29, less than about 30, less than about 31, less than about 32, less than about 33, less than about 34, less than about 35, less than about 36, less than about 37, less than about 38, less than about 39, less than about 40, less than about 41, less than about 42, less than about 43, less than about 44, less than about 45, less than about 46, less than about 47, less than about 48, less than about 49, less than about 50, less than about 51, less than about 52, less than about 53, less than about 54, less than about 55, less than about 60, less than about 65, less than about 70, less than about 75, less than about 80, less than about 85, less than about 90, less than about 95, less than about 100, less than about 110, less than about 120, less than about 130, less than about 140, less than about 150, less than about 160, less than about 170, less than about 180, less than about 190, or less than about 200 mbar.

[0090] In some embodiments, the second temperature is higher than the first temperature and the second pressure is lower than the first pressure. The difference between the first and second temperature may be in a range of about 5 to about 100 °C, about 10 to about 90 °C, or about 20 to about 80 °C. The difference between the first and second temperature may be about 5, about 10, about 15, about 20, about 25, about 30, about 35, about 40, about 45, about 50, about 55, about 60, about 65, about 70, about 75, about 80, about 85, or about 90 °C. The difference between the first and second temperature may be at least about 5, at least about 10, at least about 15, at least about 20, at least about 25, at least about 30, at least about 35, at

least about 40, at least about 45, at least about 50, at least about 55, at least about 60, at least about 65, at least about 70, at least about 75, at least about 80, at least about 85, or at least about 90 °C. The difference between the first and second temperature may be less about 5, less than about 10, less than about 15, less than about 20, less than about 25, less than about 30, less than about 35, less than about 40, less than about 45, less than about 50, less than about 55, less than about 60, less than about 65, less than about 70, less than about 75, less than about 80, less than about 85, or less than about 90 °C.

[0091] The difference between the first and second pressure may be in a range of about 0.5 bar to about 20 bar, about 1 bar to about 10 bar, about 1 bar to about 5 bar, or about 0.5 bar to 2 bar. The difference between the first and second pressure may be about 1, about 2, about 3, about 4, about 5, about 6, about 7, about 8, about 9, about 10, about 11, about 12, about 13, about 14, about 15, about 16, about 17, about 18, about 19, or about 20 bar. The difference between the first and second pressure may be at least about 1, at least about 2, at least about 3, at least about 4, at least about 5, at least about 6, at least about 7, at least about 8, at least about 9, at least about 10, at least about 11, at least about 12, at least about 13, at least about 14, at least about 15, at least about 16, at least about 17, at least about 18, at least about 19, or at least about 20 bar. The difference between the first and second pressure may be less than about 1, less than about 2, less than about 3, less than about 4, less than about 5, less than about 6, less than about 7, less than about 8, less than about 9, less than about 10, less than about 11, less than about 12, less than about 13, less than about 14, less than about 15, less than about 16, less than about 17, less than about 18, less than about 19, or less than about 20 bar.

[0092] The third vessel may be a heat exchanger or column in which the condensation of 3-HP takes place. The vapor from the second vessel is cooled in the third vessel to a temperature in a range of about 30 °C to about 220 °C, about 40 °C to about 160 °C, or about 50 °C to about 100 °C. The temperature of the third vessel may be about 30, about 50, about 70, about 90, about 110, about 130, about 150, about 170, about 190, about 210, or about 220 °C. The temperature of the third vessel may be at least about 30, at least about 50, at least about 70, at least about 90, at least about 110, at least about 130, at least about 150, at least about 170, at least about 190, at least about 210, or at least about 220 °C. The temperature of the third vessel may be less than about 30, less than about 50, less than about 70, less than about 90, less than about 110, less than about 130, less than about 150, less than about 170, less than about 190, less than about 210, or less than about 220 °C.

[0093] The pressure in the third vessel may be about 1 mbar to about 1000 mbar, about 10 mbar to about 500 mbar, or about 50 mbar to about 100 mbar. The pressure in the third vessel may be may be about 1, about 10, about 50, about 100, about 150, about 200, about 250, about 300, about 350, about 400, about 450, about 500, about 550, about 600, about 650, about 700, about 750, about 800, about 850, about 900, about 950, or about 1000 mbar. The pressure in the third vessel may be may be at least about 1, about 10, about 50, about 100, about 150, about 200, about 250, about 300, about 350, about 400, about 450, about 500, about 550, about 600, about 650, about 700, about 750, about 800, about 850, about 900, about 950, or about 1000 mbar. The pressure in the third vessel may be may be at least about 1, at least about 10, at least about 50, at least about 100, at least about 150, at least about 200, at least about 250, at least about 300, at least about 350, at least about 400, at least about 450, at least about 500, at least about 550, at least about 600, at least about 650, at least about 700, at least about 750, at least about 800, at least about 850, at least about 900, at least about 950, or at least about 1000 mbar. The pressure in the third vessel may be may be less than about 1, less than about 10, less than about 50, less than about 100, less than about 150, less than about 200, less than about 250, less than about 300, less than about 350, less than about 400, less than about 450, less than about 500, less than about 550, less than about 600, less than about 650, less than about 700, less than about 750, less than about 800, less than about 850, less than about 900, less than about 950, or less than about 1000 mbar.

[0094] The transfer of an aqueous solution from the first vessel to the second vessel may be controlled by a metering pump or by a valve, for example a needle valve. The aqueous solution of 3-HP may be moved through the needle valve by a pressure difference between two vessels.

[0095] The residence at the second temperature time may be important for limiting the dehydration of 3-HP to acrylic acid (AA). In some embodiments, a short residence time may be used to minimize dehydration of 3-HP to acrylic acid (AA). In some cases, the residence time may be in a range of about 0.01 to about 1,000 seconds, about 1 to about 100 seconds, or about 5 to about 50 seconds. The residence time may be about 0.01, about 0.1, about 0.5, about 1, about 1.5, about 2, about 2.5, about 3, about 3.5, about 4.0, about 4.5, about 5.0, about 5.5, about 6.0, about 6.5, about 7.0, about 7.5, about 8.0, about 8.5, about 9.0, about 10, about 12, about 15, about 18, about 20, about 25, about 30, about 35, about 40, about 45, about 50, about 55, about 60, about 65, about 70, about 75, about 80, about 85, about 90, about 95, about 100 seconds, about 150 seconds, about 200 seconds, about 250 seconds, or about 300 seconds. The residence time may be less than about 0.01, less than about 0.1, less

than about 0.5, less than about 1, less than about 1.5, less than about 2, less than about 2.5, less than about 3, less than about 3.5, less than about 4.0, less than about 4.5, less than about 5.0, less than about 5.5, less than about 6.0, less than about 6.5, less than about 7.0, less than about 7.5, less than about 8.0, less than about 8.5, less than about 9.0, less than about 10, less than about 12, less than about 15, less than about 18, less than about 20, less than about 25, less than about 30, less than about 35, less than about 40, less than about 45, less than about 50, less than about 55, less than about 60, less than about 65, less than about 70, less than about 75, less than about 80, less than about 85, less than about 90, less than about 95, less than about 100 seconds, less than about 150 seconds, less than about 200 seconds, less than about 250 seconds, or less than about 300 seconds. Under these conditions, generally less than about 20%, less than about 15%, less than about 10%, less than about 9%, less than about 8%, less than about 7%, less than about 6%, less than about 5%, less than about 4%, less than about 3%, less than about 2%, or less than about 1% of 3-HP is converted to acrylic acid.

[0096] The aqueous solution of 3-HP may exist in different states in different vessels. For example, the aqueous solution may be in a substantially liquid state in a first vessel. Upon being transferred to a second vessel, the liquid may be substantially vaporized. In some embodiments, at least about 70%, at least about 75%, at least about 80%, at least about 85%, at least about 90%, at least about 95%, or about 100% of the aqueous solution exists as a liquid in the first vessel. In some embodiments, at least about 50%, at least about 60%, at least about 70%, or at least about 85% of the aqueous solution exists as vapor in the second vessel, and at least about 50%, at least about 60%, at least about 70%, at least about 80%, at least about 85%, at least about 90%, or at least about 95% of the vapor from the second vessel is transferred to the third vessel. The vaporization in the second vessel and condensation of 3-HP in third vessel may lead to efficient separation of 3-HP, water and other organic acids from non-volatile impurities such as inorganic salts, lipids, proteins, carbohydrates, or other organic components. Condensation of the vapor may provide a 3-HP solution with improved purity compared to the original solution. In addition, by controlling the temperature and/or pressure in the second vessel, volatile components with different boiling points may be separated in the third vessel, for example by fractional condensation. In one example, selective condensation of 3-HP in the presence of water may be achieved because 3-HP condenses at a higher temperature and the water (which has a lower boiling point than 3-HP) remains in the vapor phase. The condensation residue may contain 3-HP and other less volatile or non-volatile components. This residue can be subjected to another

round of the purification procedure as described herein, thereby producing substantially water-free 3-HP.

[0097] In certain embodiments, selective condensation with two condensers is envisioned. For example, when a near neutral 3-HP fermentation broth is fed to the purification process, the 3-HP may be condensed away from water, other organic acids and ammonia components by using a high temperature condenser. The high temperature condenser may be operated at a temperature range of about 30 to about 100 °C, about 40 to about 90 °C, or about 50 to about 80 °C, with the pressure ranging from about 50 to about 100 mbar, about 60 to about 90 mbar, or about 70 to about 80 mbar. Water may be subsequently condensed with acetic, propionic and acrylic acids, and ammonia using a low temperature condenser. The low temperature condenser may be operated at a temperature sufficiently low enough to condense water at the operating pressure, and may be in the range of about 10 to about 40 °C, about 15 to about 35 °C, or about 20 to about 30 °C, with the pressure ranging from about 50 to about 100 mbar, about 60 to about 90 mbar, or about 70 to about 80 mbar.

[0098] The composition derived from the methods described herein may have a high 3-HP purity either with respect to the overall composition, or with respect to the nonaqueous components of the composition (i.e., all components of the composition other than water). A composition derived from the methods described herein may contain approximately 1 to approximately 60% water by weight and approximately 40% to approximately 99% nonaqueous components by weight, or less than about 50%, about 40%, about 30% or about 20% water by weight (all with the balance being nonaqueous components). The 3-HP purity within the nonaqueous components or the overall composition may be in a range of about 70% to about 99.5% by weight, about 75% to about 99% by weight, about 80% to about 95% by weight, or about 85% to about 90% by weight. The 3-HP purity within the nonaqueous components or the overall composition may be about 90%, about 91%, about 92%, about 93%, about 94%, about 95%, about 96%, about 97%, about 98%, about 99%, about 99.5%, or about 99.9% by weight. The 3-HP purity within the nonaqueous components or the overall composition may be at least about 70%, at least about 75%, at least about 80%, at least about 85%, at least about 90%, at least about 92%, at least about 94%, at least about 95%, or at least about 98%.

[0099] In some embodiments, 3-HP derived from the methods described herein may include acrylic acid. The amount of acrylic acid may be in a range of about 0.01 to 100,000 ppm, about 0.1 to 100,000 ppm, about 1 to 100,000 ppm, about 10 to 10,000 ppm, or about 100 to 1,000 ppm. The amount of acrylic acid may be about 0.01, about 0.05, about 0.1, about 0.5,

about 1, about 2, about 3, about 4, about 5, about 6, about 7, about 8, about 9, about 10, about 15, about 20, about 25, about 30, about 35, about 40, about 45, about 60, about 65, about 70, about 75, about 80, about 85, about 90, about 95, about 100, about 150, about 200, about 250, about 300, about 350, about 400, about 450, about 500, about 600, about 700, about 800, about 900, about 1,000, about 2,000, about 3,000, about 4,000, about 5,000, about 6,000, about 7,000, about 8,000, about 9,000, about 10,000, about 20,000, about 50,000, or about 100,000 ppm. The amount of acrylic acid may be less than about 0.01, less than about 0.05, less than about 0.1, less than about 0.5, less than about 1, less than about 2, less than about 3, less than about 4, less than about 5, less than about 6, less than about 7, less than about 8, less than about 9, less than about 10, less than about 15, less than about 20, less than about 25, less than about 30, less than about 35, less than about 40, less than about 45, less than about 60, less than about 65, less than about 70, less than about 75, less than about 80, less than about 85, less than about 90, less than about 95, less than about 100, less than about 150, less than about 200, less than about 250, less than about 300, less than about 350, less than about 400, less than about 450, less than about 500, less than about 600, less than about 700, less than about 800, less than about 900, less than about 1,000, less than about 2,000, less than about 3,000, less than about 4,000, less than about 5,000, less than about 6,000, less than about 7,000, less than about 8,000, less than about 9,000, less than about 10,000, less than about 20,000, less than about 50,000, or less than about 100,000 ppm.

[00100] The amount of acrylic acid may be about 0.5% to about 5%, about 1% to about 4%, or about 2% to about 3% by weight. The amount of acrylic acid may be less than about 5% by weight, less than about 4% by weight, less than about 3% by weight, less than about 2% by weight, less than 1% by weight, or less than 0.5% by weight.

Systems and Devices

[00101] In one aspect, the present disclosure provides systems and devices for purifying 3-HP from an aqueous medium via flash evaporation. A system in accordance with the present invention is schematically shown in **Fig. 1**, and includes: a first vessel **2** that acts as a feed tank, a second vessel **8** that is an evaporator; a third vessel **14** and a fourth vessel **20**, which are condensers; collection pots **16** and **22** associated with the third and fourth vessels, respectively; cold trap **26** and its associated collection pot **28**; and a pump **32**. Although the embodiment illustrated in **Fig. 1** shows two condensers, in accordance with the present invention the system may include one, two, three or more condensers.

[00102] More specifically, and with continued reference to **Fig. 1**, the first vessel **2** is configured to receive an aqueous feed of a composition comprising 3-HP. In some embodiments, the aqueous feed is a fermentation broth. The aqueous 3-HP is maintained in first vessel **2** at a first temperature under a first pressure. The 3-HP composition is transferred to second vessel **8** where it is adjusted to a second temperature at a second pressure. The 3-HP composition is transferred via feed line **4** which, in accordance with certain embodiments, may be pre-heated. Feed line **4** may be pre-heated to a temperature at or about the first temperature or at or about the second temperature or to a temperature in between these temperatures. In some embodiments, the aqueous 3-HP is vaporized in the second vessel **8**. In some embodiments, the vaporization is performed by flash evaporation. The flash evaporation may be performed using a thin film evaporator, a falling film or wiped film evaporator, or a rotary evaporator. In some cases, a rotary evaporator may be preferable. As illustrated in **Fig. 1**, second vessel **8** is a rotary flash evaporator. The driving force for the movement of an aqueous feed from the first vessel **2** to the second vessel **8** may be the pressure difference between the two vessels created by pump **32**. The fermentation broth may be clarified prior to vaporization in the second vessel **8** through the use of a filtration system or a centrifuge (not shown). An aqueous feed may be clarified by a filtration system or centrifuge either prior to entering the first vessel **2**, or between the first vessel **2** and second vessel **8**.

[00103] With continued reference to **Fig. 1**, the system may further comprise at least one condenser **14** that is configured to condense at least a portion of vapor comprising 3-HP from the second vessel **8**, thereby producing a 3-HP solution with improved purity compared to that of the aqueous feed. The system may comprise two, three, four, five, six, seven or more condensers, each of which may be operated at the same or different temperatures. In some embodiments, the system comprises two condensers as shown in **Fig. 1**. For example, the system may comprise a first condenser **14** having a collection pot **16**, and a second condenser **20** having a collection pot **22**. During operation, the condensate formed by condensers **14** and **16** is collected in the collection pots **20** and **22**, and the distillate from condenser **14** is transferred to condenser **20** via first distillate line **18**. In some cases, the first condenser **14** is operated at a higher temperature than that of second condenser **20**. The temperature of the first condenser **14** may be at least about 5, at least about 10, at least about 15, at least about 20, at least about 25, at least about 30, at least about 35, at least about 40, at least about 45, at least about 50, at least about 60, at least about 70, or at least about 80 °C higher than that of the second condenser **20**. In accordance with the embodiment shown in **Fig. 1**, the distillate

from condenser **20** passes through a second distillate line **24** and into a cold trap **26**. The distillate from condenser **20** is further cooled and the condensate is collected in cold trap collection pot **28**. The temperature of the cold trap may be in the range of about -30 to -80, about -40 to -70, or about -50 to -60 °C.

[00104] The system may further comprise an evaporator (not shown) to remove at least a portion of solvent, such as water, from either: (1) the 3-HP feed (e.g. the aqueous feed or fermentation broth) to concentrate the 3-HP feed prior to evaporation, or (2) the condensed 3-HP solution to provide a concentrated 3-HP solution. The concentration of 3-HP in the concentrated solution may be about 70% to about 80% by weight, about 75% to about 85% by weight, about 80% to about 90% by weight, or about 85% to about 95% by weight.

[00105] Other systems and devices are provided elsewhere in this application, for example the rolled film evaporator system (**Fig. 21**) and the partial condenser system (**Fig. 22**) discussed in more detail in the descriptions of the respective figures.

[00106] In some embodiments, the vaporization of 3-HP can be performed in a rotary evaporation vessel. For example, in some embodiments, the rotary evaporation vessel can be designed to provide mechanically-assisted removal of the solids that accumulate during evaporation.

IV. Fermentation Broth

[00107] The fermentation broth used herein contains 3-HP. A variety of microbial systems for producing 3-HP have been described in the art, for example, US Publication Nos. 2011/0125118 and 2008/0199926, and US Patent No. 6,852,517, which are herein incorporated by reference for their teaching of 3-HP production pathways and methods of microbial 3-HP production. It is understood that these references and the following discussion provide examples to which the present invention can be applied. They are meant to be illustrative. As one of ordinary skill in the art will readily understand, the present invention can be applied to a variety of microbial systems which produce 3-HP and related compounds.

[00108] The microbial systems may comprise a carbon source, one or more microorganisms, and suitable media and culture conditions. The fermentation may be carried out in a bio-production reactor. After fermenting for a certain period of time, the crude cell broth obtained may be further processed to yield high purity 3-HP or downstream products, using the methods provided in this disclosure.

[00109] The carbon source may be any carbon source suitable for the intended metabolic pathway. Suitable carbon source may include, but are not limited to, monosaccharides such as glucose and fructose, oligosaccharides such as lactose or sucrose, polysaccharides such as starch or cellulose or mixtures thereof and unpurified mixtures from renewable feedstocks such as cheese whey permeate, corn steep liquor, sugar beet molasses, and barley malt. Additionally the carbon substrates may also be one-carbon substrates such as carbon dioxide, carbon monoxide, or methanol for which metabolic conversion into key biochemical intermediates has been demonstrated. In addition to one and two carbon substrates, methylotrophic organisms are also known to utilize a number of other carbon containing compounds such as methylamine, glucosamine and a variety of amino acids for metabolic activity.

[00110] The microorganism may have one or more natural, introduced, or enhanced 3-HP bio-production pathways. The microorganism may comprise an endogenous 3-HP production pathway. The endogenous 3-HP production pathway may be enhanced to increase 3-HP production. On the other hand, the microorganism may not comprise an endogenous 3-HP production pathway. In this case, the pathway can be introduced through, for example, genetic engineering. A microorganism may be selected from bacteria, cyanobacteria, filamentous fungi, and yeasts. Since 3-HP produced during fermentation may be toxic to the microorganism used in the process, the microorganism may further comprise modifications to increase tolerance to 3-HP.

[00111] Microorganisms may include, but are not limited to, any gram negative organisms, more particularly a member of the family Enterobacteriaceae, such as *E. coli*, *Oligotropha carboxidovorans*, or *Pseudomonas* sp.; any gram positive microorganism, for example *Bacillus subtilis*, *Lactobacillus* sp. or *Lactococcus* sp.; a yeast, for example *Saccharomyces cerevisiae*, *Pichia pastoris* or *Pichia stipitis*; and other groups or microbial species. More particularly, suitable microbial hosts for the bio-production of 3-HP generally include, but are not limited to, members of the genera *Clostridium*, *Zymomonas*, *Escherichia*, *Salmonella*, *Rhodococcus*, *Pseudomonas*, *Bacillus*, *Lactobacillus*, *Enterococcus*, *Alcaligenes*, *Klebsiella*, *Paenibacillus*, *Arthrobacter*, *Corynebacterium*, *Brevibacterium*, *Pichia*, *Candida*, *Hansenula*, and *Saccharomyces*. Hosts that may be particularly of interest include: *Oligotropha carboxidovorans* (such as strain OM5), *Escherichia coli*, *Alcaligenes eutrophus* (*Cupriavidus necator*), *Bacillus licheniformis*, *Paenibacillus macerans*, *Rhodococcus erythropolis*, *Pseudomonas putida*, *Lactobacillus plantarum*, *Enterococcus faecium*, *Enterococcus gallinarum*, *Enterococcus faecalis*, *Bacillus subtilis*, and *Saccharomyces cerevisiae*.

[00112] There may be a variety of pathways and/or mechanisms to increase 3-HP production, for example, reducing the activity of fatty acid synthase and/or enhancing the activity of malonyl-CoA reductase. The modulation of the pathways can be achieved by a variety of methods described in the art, such as those provided in WO/2011/038364, WO/2011/063363, and WO/2011/094457, which are hereby incorporated by reference in their entirety. Also incorporated by reference for the teachings of particular enzymes and metabolic pathways are US Patent No. 7,943,362 and US Publication No. US2011/0183391. In addition, one or more additives may be added to the cell culture to modulate fatty acid synthase or malonyl-CoA reductase to increase the production of 3-HP.

[00113] In addition to an appropriate carbon source, bio-production media may contain suitable minerals, salts, cofactors, buffers and other components, known to those skilled in the art, suitable for the growth of the cultures and promotion of the enzymatic pathways necessary for the production of 3-HP or other products.

[00114] Typically cells are grown at a temperature in the range of about 25° C to about 40° C (or up to 70° C for thermophilic microorganisms) in an appropriate medium comprising water. Suitable growth media include common commercially prepared media such as Luria Bertani (LB) broth, M9 minimal media, Sabouraud Dextrose (SD) broth, yeast medium (YM) broth, yeast synthetic minimal media (Ymin), and minimal media such as M9 minimal media. Other defined or synthetic growth media may also be used, and the appropriate medium for growth of the particular microorganism will be known by one skilled in the art of microbiology or bio-production science. In various embodiments a minimal media may be developed and used that does not comprise, or that has a low level of certain components, for example less than 10, 5, 2 or 1 g/L of a complex nitrogen source including but not limited to yeast extract, peptone, tryptone, soy flour, corn steep liquor, or casein. These minimal medias may also be supplemented with vitamin mixtures including biotin, vitamin B12 and derivatives of vitamin B12, thiamin, pantothenate and other vitamins. Minimal medias may also comprise simple inorganic nutrient sources containing less than 28, 17, or 2.5 mM phosphate, less than 25 or 4 mM sulfate, and/or less than 130 or 50 mM total nitrogen.

[00115] Bio-production media may contain suitable carbon substrates for the intended metabolic pathways. As described elsewhere in this disclosure, suitable carbon substrates may include carbon monoxide, carbon dioxide, various monomeric and oligomeric sugars, amines, and amino acids.

[00116] Suitable pH ranges for bio-production may be between pH 3.0 to pH 10.0, where pH 6.0 to pH 8.0 is a typical pH range for the initial condition. However, the actual culture conditions for a particular embodiment are not meant to be limited by these pH ranges.

[00117] Bio-production may be performed under aerobic, microaerobic, or anaerobic conditions, with or without agitation and with or without external heating or cooling.

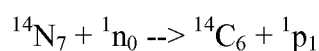
[00118] The amount of 3-HP or other product(s) produced in a bio-production medium generally can be determined using a number of methods known in the art, for example, high performance liquid chromatography (HPLC), gas chromatography (GC), or GC/mass spectroscopy (MS).

[00119] Any suitable microorganism, including the microorganisms described in this disclosure, may be introduced into an industrial bio-production system where the microorganisms converts a carbon source into 3-HP in a commercially viable operation. The bio-production system includes the introduction of such a microorganism into a bioreactor vessel, with a carbon source substrate and bio-production media suitable for growing the microorganism, and maintaining the bio-production system within a suitable temperature range (and dissolved oxygen concentration range if the reaction is aerobic or microaerobic) for a suitable time to obtain a desired conversion of a portion of the substrate molecules to 3-HP. The fermentation process may be monitored by measuring the concentration of 3-HP in crude fermentation broth. Industrial bio-production systems and their operation are well-known to those skilled in the arts of chemical engineering and bioprocess engineering.

[00120] Bio-production may be performed under aerobic, microaerobic, or anaerobic conditions, with or without agitation. The operation of cultures and populations of microorganisms to achieve aerobic, microaerobic and anaerobic conditions are known in the art, and dissolved oxygen levels of a liquid culture comprising a nutrient media and such microorganism populations may be monitored to maintain or confirm a desired aerobic, microaerobic or anaerobic condition.

V. Biosignatures

[00121] 3-HP obtained from the methods described herein and any downstream chemical or consumer products derived therefrom may have a unique biosignature. This unique biosignature results from cosmic radiation that produces ^{14}C (“radiocarbon”) in the stratosphere by neutron bombardment of nitrogen:



[00122] ^{14}C has a half-life of about 5,730 years and its concentration stays approximately constant across the globe due to rapid mixing of the atmosphere. Since living organisms utilize carbon from the atmosphere, the level of ^{14}C with respect to all other carbon forms in living organisms is approximately the same as the level of ^{14}C in the atmosphere. Currently, the ^{14}C level in the atmosphere is about 1.2 parts per trillion carbon. On the other hand, following death, organisms lose ^{14}C due to the beta decay of ^{14}C to give ^{14}N . Therefore, fossil fuels, or products derived from fossil fuels, generally have a lower level of ^{14}C than that of products derived from living organisms. The level of ^{14}C can be measured by liquid scintillation beta spectrometry or mass spectrometry.

[00123] The 3-HP fermentation broth feed utilized in the current process is produced from biological processes and, as such, has a ^{14}C level distinct from 3-HP produced from petroleum-based processes. This ^{14}C level serves as a unique biosignature which will be detectable in any downstream chemical or consumer products derived from the purified 3-HP produced biologically. In some embodiments, the 3-HP and any derived downstream chemical or consumer products have a ^{14}C level of about 0.8, about 1.0, or about 1.2 parts per trillion carbon. In some embodiments, the 3-HP and any derived downstream chemical or consumer products have a ^{14}C level of at least about 0.8, at least about 1.0, or at least about 1.2 parts per trillion carbon.

VI. Downstream Chemical and Consumer Products

[00124] 3-HP purified according to the methods provided in this disclosure may be converted to various other products having industrial uses including, but not limited to, acrylamide, acrylic acid, esters of acrylic acid, 1,3-propanediol, and other chemicals, collectively referred to as “downstream chemical products” or “downstream products.” In some instances the conversion is associated with the separation and/or purification steps. These downstream chemical products are useful for producing a variety of consumer products which are described in more detail below. The methods of the present invention include steps to produce downstream products of 3-HP.

[00125] As a C3 building block, 3-HP offers much potential in a variety of chemical conversions to commercially important intermediates, industrial end products, and consumer products. For example, 3-HP may be converted to acrylic acid, acrylates (e.g., acrylic acid salts and esters), 1,3-propanediol, malonic acid, ethyl-3-hydroxypropionate (“ethyl-3-HP”), ethyl ethoxy propionate, propiolactone, acrylamide, or acrylonitrile.

[00126] Additionally, 3-HP may be oligomerized or polymerized to form poly(3-hydroxypropionate) homopolymers, or co-polymerized with one or more other monomers to form various co-polymers. Because 3-HP has only a single stereoisomer, polymerization of 3-HP is not complicated by the stereo-specificity of monomers during chain growth. This is in contrast to (S)-2-hydroxypropanoic acid (also known as lactic acid), which has two (D, L) stereoisomers that must be considered during its polymerizations.

[00127] As will be further described, 3-HP can be converted into derivatives starting (i) substantially as the protonated form of 3-hydroxypropionic acid; (ii) substantially as the deprotonated form, 3-hydroxypropionate; or (iii) as mixtures of the protonated and deprotonated forms. Generally, the fraction of 3-HP present as the acid versus the salt will depend on the pH, the presence of other ionic species in solution, temperature (which changes the equilibrium constant relating the acid and salt forms), and, to some extent, pressure. Many chemical conversions may be carried out from either of the 3-HP forms, and overall process economics will typically dictate the form of 3-HP for downstream conversion.

[00128] Acrylic acid obtained from 3-HP purified by the methods described in this disclosure may be further converted to various polymers. For example, the free-radical polymerization of acrylic acid takes place by polymerization methods known to the skilled worker and can be carried out, for example, in an emulsion or suspension in aqueous solution or another solvent. Initiators, such as but not limited to organic peroxides, are often added to aid in the polymerization. Among the classes of organic peroxides that may be used as initiators are diacyls, peroxydicarbonates, monoperoxycarbonates, peroxyketals, peroxyesters, dialkyls, and hydroperoxides. Another class of initiators is azo initiators, which may be used for acrylate polymerization as well as co-polymerization with other monomers. U.S. Patent Nos. 5,470,928; 5,510,307; 6,709,919; and 7,678,869 teach various approaches to polymerization using a number of initiators, including organic peroxides, azo compounds, and other chemical types, and are incorporated by reference for such teachings as applicable to the polymers described herein.

[00129] Accordingly, it is further possible for co-monomers, such as crosslinkers, to be present during the polymerization. The free-radical polymerization of the acrylic acid obtained from dehydration of 3-HP, as produced herein, in at least partly neutralized form and in the presence of crosslinkers is practiced in certain embodiments. This polymerization may result in hydrogels which can then be comminuted, ground and, where appropriate, surface-modified, by known techniques.

[00130] An important commercial use of polyacrylic acid is for superabsorbent polymers. This specification hereby incorporates by reference Modern Superabsorbent Polymer Technology, Buchholz and Graham (Editors), Wiley-VCH, 1997, in its entirety for its teachings regarding superabsorbent polymers components, manufacture, properties and uses. Superabsorbent polymers are primarily used as absorbents for water and aqueous solutions for diapers, adult incontinence products, feminine hygiene products, and similar consumer products. In such consumer products, superabsorbent materials can replace traditional absorbent materials such as cloth, cotton, paper wadding, and cellulose fiber. Superabsorbent polymers absorb, and retain under a slight mechanical pressure, up to 25 times or more their weight in liquid. The swollen gel holds the liquid in a solid, rubbery state and prevents the liquid from leaking. Superabsorbent polymer particles can be surface-modified to produce a shell structure with the shell being more highly cross-linked than the rest of the particle. This technique improves the balance of absorption, absorption under load, and resistance to gel-blocking. It is recognized that superabsorbent polymers have uses in fields other than consumer products, including agriculture, horticulture, and medicine.

[00131] Superabsorbent polymers are prepared from acrylic acid (such as acrylic acid derived from 3-HP provided herein) and a crosslinker, by solution or suspension polymerization. Exemplary methods include those provided in U.S. Patent Nos. 5,145,906; 5,350,799; 5,342,899; 4,857,610; 4,985,518; 4,708, 997; 5,180,798; 4,666,983; 4,734,478; and 5,331,059, each incorporated by reference for their teachings relating to superabsorbent polymers.

[00132] Among consumer products, a diaper, a feminine hygiene product, and an adult incontinence product are made with superabsorbent polymer that itself is made substantially from acrylic acid converted from 3-HP made in accordance with the present invention.

[00133] Diapers and other personal hygiene products may be produced that incorporate superabsorbent polymers made from acrylic acid made from 3-HP which is produced and purified by the teachings of the present application. The following provides general guidance for making a diaper that incorporates such superabsorbent polymer. The superabsorbent polymer first is molded into an absorbent pad that may be vacuum formed, and in which other materials, such as a fibrous material (e.g., wood pulp) are added. The absorbent pad then is assembled with sheet(s) of fabric, generally a nonwoven fabric (e.g., made from one or more of nylon, polyester, polyethylene, and polypropylene plastics) to form diapers.

[00134] More particularly, in one non-limiting process, multiple pressurized nozzles, located above a conveyer belt, spray superabsorbent polymer particles (e.g., about 400 micron size or

larger), fibrous material, and/or a combination of these onto the conveyer belt at designated spaces/intervals. The conveyor belt is perforated and under vacuum from below, so that the sprayed on materials are pulled toward the belt surface to form a flat pad. In various embodiments, fibrous material is applied first on the belt, followed by a mixture of fibrous material and the superabsorbent polymer particles, followed by fibrous material, so that the superabsorbent polymer is concentrated in the middle of the pad. A leveling roller may be used toward the end of the belt path to yield pads of uniform thickness. Each pad thereafter may be further processed, such as to cut it to a proper shape for the diaper, or the pad may be in the form of a long roll sufficient for multiple diapers. Thereafter, the pad is sandwiched between a top sheet and a bottom sheet of fabric (one generally being liquid pervious, the other liquid impervious), for example on a conveyor belt, and these are attached together, for example by gluing, heating or ultrasonic welding, and cut into diaper-sized units (if not previously so cut). Additional features may be provided, such as elastic components, strips of tape, etc., for fit and ease of wearing by a person.

[00135] The ratio of the fibrous material to polymer particles is known to affect performance characteristics. In some cases, this ratio is between 75:25 and 90:10 (see e.g., U.S. Patent No. 4,685,915, incorporated by reference for its teachings of diaper manufacture). Other disposable absorbent articles may be constructed in a similar fashion, such as absorbent articles for adult incontinence, feminine hygiene (sanitary napkins), tampons, etc. (see, for example, U.S. Patent Nos. 5,009,653; 5,558,656; and 5,827,255 incorporated by reference for their teachings of sanitary napkin manufacture).

[00136] Low molecular weight polyacrylic acid has uses for water treatment, and as a flocculant and thickener for various applications including cosmetics and pharmaceutical preparations. For these applications, the polymer may be uncrosslinked or lightly cross-linked, depending on the specific application. The molecular weights are typically from about 200 to about 1,000,000 g/mol. Preparation of these low molecular weight polyacrylic acid polymers is described in U.S. Patent Nos. 3,904,685; 4,301,266; 2,798,053; and 5,093,472, each of which is incorporated by reference for its teachings relating to methods to produce these polymers.

[00137] Acrylic acid may be co-polymerized with one or more other monomers selected from acrylamide, 2-acrylamido-2-methylpropanesulfonic acid, N,N-dimethylacrylamide, N-isopropylacrylamide, methacrylic acid, and methacrylamide, to name a few. The relative reactivities of the monomers affect the microstructure and thus the physical properties of the polymer. Co-monomers may be derived from 3-HP, or otherwise provided, to produce co-

polymers. Ullmann's Encyclopedia of Industrial Chemistry, Polyacrylamides and Poly(Acrylic Acids), WileyVCH Verlag GmbH, Weinham (2005), is incorporated by reference herein for its teachings of polymer and co-polymer processing.

[00138] Acrylic acid can in principle be copolymerized with almost any free-radically polymerizable monomers including styrene, butadiene, acrylonitrile, acrylic esters, maleic acid, maleic anhydride, vinyl chloride, acrylamide, itaconic acid, and so on. End-use applications typically dictate the co-polymer composition, which influences properties. Acrylic acid also may have a number of optional substitutions and, after such substitutions, may be used as a monomer for polymerization, or co-polymerization reactions. As a general rule, acrylic acid (or one of its co-polymerization monomers) may be substituted by any substituent that does not interfere with the polymerization process, such as alkyl, alkoxy, aryl, heteroaryl, benzyl, vinyl, allyl, hydroxy, epoxy, amide, ethers, esters, ketones, maleimides, succinimides, sulfoxides, glycidyl and silyl (see e.g., U.S. Patent No. 7,678,869, incorporated by reference above, for further discussion). The following paragraphs provide a few non-limiting examples of copolymerization applications.

[00139] Paints that comprise polymers and copolymers of acrylic acid and its esters are in wide use as industrial and consumer products. Aspects of the technology for making such paints can be found in e.g., U.S. Patent Nos. 3,687,885 and 3,891,591, incorporated by reference for their teachings of such paint manufacture. Generally, acrylic acid and its esters may form homopolymers or copolymers among themselves or with other monomers, such as amides, methacrylates, acrylonitrile, vinyl, styrene and butadiene. A desired mixture of homopolymers and/or copolymers, referred to in the paint industry as "vehicle" (or "binder") are added to an aqueous solution and agitated sufficiently to form an aqueous dispersion that includes sub-micrometer sized polymer particles. The paint cures by coalescence of these vehicle particles as the water and any other solvent evaporate. Other additives to the aqueous dispersion may include pigment, filler (e.g., calcium carbonate, aluminum silicate), solvent (e.g., acetone, benzol, alcohols, etc., although these are not found in certain no VOC paints), thickener, and additional additives depending on the conditions, applications, intended surfaces, etc. In many paints, the weight percent of the vehicle portion may range from about nine to about 26 percent, but for other paints the weight percent may vary beyond this range.

[00140] Acrylic-based polymers are used for many coatings in addition to paints. For example, for paper coating latexes, acrylic acid is used from 0.1-5.0%, along with styrene and butadiene, to enhance binding to the paper and modify rheology, freeze-thaw stability and shear stability. In this context, U.S. Patent Nos. 3,875,101 and 3,872,037 are incorporated by

reference for their teachings regarding such latexes. Acrylate-based polymers also are used in many inks, particularly UV curable printing inks. For water treatment, acrylamide and/or hydroxy ethyl acrylate are commonly co-polymerized with acrylic acid to produce low molecular-weight linear polymers. In this context, U.S. Patent Nos. 4,431,547 and 4,029,577 are incorporated by reference for their teachings of such polymers. Co-polymers of acrylic acid with maleic acid or itaconic acid are also produced for water-treatment applications, as described in U.S. Patent No. 5,135,677, incorporated by reference for that teaching. Sodium acrylate (the sodium salt of glacial acrylic acid) can be co-polymerized with acrylamide (which may be derived from acrylic acid via amidation chemistry) to make an anionic co-polymer that is used as a flocculant in water treatment.

[00141] For thickening agents, a variety of co-monomers can be used, such as those described in U.S. Patent Nos. 4,268,641 and 3,915,921, incorporated by reference for their description of these co-monomers. U.S. Patent No. 5,135,677 describes a number of co-monomers that can be used with acrylic acid to produce water-soluble polymers, and is incorporated by reference for such description.

[00142] In some cases, conversion to downstream products may be made enzymatically. For example, 3-HP may be converted to 3-HP-CoA, which then may be converted into polymerized 3-HP with an enzyme having polyhydroxy acid synthase activity (EC 2.3.1.-). Also, 1,3-propanediol can be made using polypeptides having oxidoreductase activity or reductase activity (e.g., enzymes in the EC 1.1.1.- class of enzymes). Alternatively, when creating 1,3-propanediol from 3-HP, a combination of (1) a polypeptide having aldehyde dehydrogenase activity (e.g., an enzyme from the 1.1.1.34 class) and (2) a polypeptide having alcohol dehydrogenase activity (e.g., an enzyme from the 1.1.1.32 class) can be used. Polypeptides having lipase activity may be used to form esters. Enzymatic reactions such as these may be conducted in vitro, such as using cell-free extracts, or in vivo.

[00143] Thus, various embodiments described in this disclosure, such as methods of making a chemical, include conversion steps to any downstream products of microbially produced 3-HP, including but not limited to those chemicals described herein, in the incorporated references, and known in the art. For example, in some cases, 3-HP is produced and converted to polymerized-3-HP (poly-3-HP) or acrylic acid. In some cases, 3-HP or acrylic acid can be used to produce polyacrylic acid (polymerized acrylic acid, in various forms), methyl acrylate, acrylamide, acrylonitrile, propiolactone, ethyl 3-HP, malonic acid, 1,3-propanediol, ethyl acrylate, n-butyl acrylate, hydroxypropyl acrylate, hydroxyethyl acrylate, isobutyl acrylate, 2-ethylhexyl acrylate, and acrylic acid or an acrylic acid ester to which an

alkyl or aryl addition may be made, and/or to which halogens, aromatic amines or amides, and aromatic hydrocarbons may be added.

[00144] Reactions that form downstream compounds such as acrylates or acrylamides can be conducted in conjunction with use of suitable stabilizing agents or inhibiting agents reducing the likelihood of polymer formation. See, for example, U.S. Publication No. 2007/0219390, incorporated by reference in its entirety. Stabilizing agents and/or inhibiting agents include, but are not limited to, e.g., phenolic compounds (e.g., dimethoxyphenol (DMP) or alkylated phenolic compounds such as di-tert-butyl phenol), quinones (e.g., t-butyl hydroquinone or the monomethyl ether of hydroquinone (MEHQ)), and/or metallic copper or copper salts (e.g., copper sulfate, copper chloride, or copper acetate). Inhibitors and/or stabilizers can be used individually or in combinations as will be known by those of skill in the art.

[00145] In some cases, the one or more downstream compounds are recovered at a molar yield of up to about 100 percent, or a molar yield in the range from about 70 percent to about 90 percent, or a molar yield in the range from about 80 percent to about 100 percent, or a molar yield in the range from about 90 percent to about 100 percent. Such yields may be the result of single-pass (batch or continuous) or iterative separation and purification steps in a particular process.

[00146] The methods described in this disclosure can also be used to produce downstream compounds derived from 3-HP, such as but not limited to, polymerized-3-HP (poly-3-HP), acrylic acid, polyacrylic acid (polymerized acrylic acid, in various forms), copolymers of acrylic acid and acrylic esters, acrylamide, acrylonitrile, propiolactone, ethyl 3-HP, malonic acid, and 1,3-propanediol. Also, among esters that are formed are methyl acrylate, ethyl acrylate, n-butyl acrylate, hydroxypropyl acrylate, hydroxyethyl acrylate, isobutyl acrylate, and 2-ethylhexyl acrylate. These and/or other acrylic acid and/or other acrylate esters may be combined, including with other compounds, to form various known acrylic acid-based polymers. Numerous approaches may be employed for such downstream conversions, generally falling into enzymatic, catalytic (chemical conversion process using a catalyst), thermal, and combinations thereof (including some wherein a desired pressure is applied to accelerate a reaction). For example, without being limiting, acrylic acid may be made from 3-HP via a dehydration reaction, methyl acrylate may be made from 3-HP via dehydration and esterification, the latter to add a methyl group (such as using methanol), acrylamide may be made from 3-HP via dehydration and amidation reactions, acrylonitrile may be made via a dehydration reaction and forming a nitrile moiety, propiolactone may be made from 3-HP via a ring-forming internal esterification reaction, ethyl-3-HP may be made from 3-HP via

esterification with ethanol, malonic acid may be made from 3-HP via an oxidation reaction, and 1,3-propanediol may be made from 3-HP via a reduction reaction. Additionally, it is appreciated that various derivatives of the derivatives of 3-HP and acrylic acid may be made, such as the various known polymers of acrylic acid and its derivatives. Production of such polymers is considered within the scope of the present invention. Copolymers containing acrylic acid and/or esters have been widely used in the pharmaceutical formulation to achieve extended or sustained release of active ingredients, for example as coating material. Downstream compounds may also be converted to consumer products such as diapers, carpet, paint, and adhesives.

[00147] Another important product, acrylamide, has been used in a number of industrial applications. Acrylamide may be produced from 3-HP, for example, without being limiting, via an esterification-amidation-dehydration sequence. Refluxing an alcohol solution of 3-HP in the presence of an acid or Lewis acid catalyst described herein would lead to a 3-HP ester. Treatment of the 3-HP ester with either an ammonia gas or an ammonium ion could yield 3-HP amide. Finally, dehydration of the 3-HP amide with dehydration reagents described elsewhere in this disclosure could produce acrylamide. The steps mentioned herein may be rearranged to produce the same final product acrylamide. Polymerization of acrylamide can be achieved, for example, and without being limiting, by radical polymerization. Polyacrylamide polymers have been widely used as additives for treating municipal drinking water and waste water. In addition, they have found applications in gel electrophoresis, oil-drilling, papermaking, ore processing, and the manufacture of permanent press fabrics.

EXAMPLES

Example 1: Vaporization of 3-HP in a flash evaporator

[00148] This experiment sought to determine whether 3-HP could be purified by flash evaporation. The results showed that flash evaporation could be used to purify 3-HP from an aqueous medium with very little conversion to AA.

[00149] The flash evaporation apparatus used for these studies is shown in **Fig. 2**. With reference to **Fig. 2**, the apparatus includes a feed tank assembly **34** having a one-inch diameter feed tube **36** inside a tube furnace **38**. The apparatus further includes an evaporator assembly **68**. The evaporator assembly **68** includes a glass vessel **47** having a vacuum chamber **48**, and further includes a heating mantle **46** configured to heat vacuum chamber **48**. Feed tube **36** is connected to vacuum chamber **48** via a heated supply line **44**, which is covered with heating tape that is connected to a heating tape temperature controller **60**.

Heated supply line **44** also includes valves **50**, **52**, and **54** and pressure relief valve **72**. Vacuum chamber **48** is connected to distillate line **55** that allows distillate from the evaporator assembly **68** to travel to a condenser **64**. A chiller **56** is included to provide cold water to condenser **64**. A vacuum flask **40** is connected to condenser **64** to collect the condensate. The apparatus further includes pump **42** and nitrogen tank **70** to regulate pressure along the system.

[00150] An aqueous solution of synthetic 3-HP (150 mL; approximately 500 g/L) was placed into feed tube **36** inside of the tube furnace **38**. After sealing the tube furnace **38**, the temperature controllers attached to furnace **38** and the heating tape controller **60** were set to about 150°C. The vacuum chamber **48** was also heated by setting the temperature of heating mantle **46** to about 300 °C. The temperature of the apparatus was allowed to equilibrate and a pressure of 16 mbar was set using a vacuum pump **42**. The equilibration period was approximately two hours. At the time of sample injection, as described below, the system had the following characteristics: the glass vessel **47** was at a temperature of about 350°C; the heating tape along heated supply line **44**, between feed tank assembly **34** and evaporator assembly **68**, was at a temperature of about 120°C; the thermocouple **58** at the feed tube **36** outlet indicated a temperature of about 130°C, feed tube **36** had a pressure of about 60 psi, and vacuum chamber **48** had a pressure of about 6 mbar.

[00151] The sample was introduced (“flashed”) into the vacuum chamber **48** of the evaporator assembly **68** by first opening the valve **54** at the outlet of the feed tube **36** and the valve **50** upstream of the vacuum chamber **48**, followed by slowly opening the valve **52** at the inlet of the vacuum chamber **48**. This allowed a small amount of heated 3-HP solution to enter into the vacuum chamber **48**. A thermocouple at the bottom of the vacuum chamber **48** monitored the temperature, which was always at least about 130°C. When the feed tube **36** pressure dropped below about 60 psi, the nitrogen regulator (set to about 55 psi) valve **37** was opened to the inlet of the feed tube **36**, to maintain pressure as the feed tube **36** emptied. Samples of condensed solution were collected in the vacuum flask **40**.

[00152] During the experiment, the temperature of the heated glass flash vessel **47** decreased to about 250°C as the vaporization occurred. The temperature of the heating tape along line **44** dropped to between about 98°C and about 120°C. The thermocouple **58** at the feed tube **36** outlet indicated a temperature between about 140°C and about 150°C. The pressure of the feed tube **36** was maintained at about 60 psi. Three samples were collected from the vacuum flask **40** via line **66**.

[00153] **Fig. 3** shows the mass of 3-HP and AA (plus water generated during dehydration) present in the three collected product samples. Product 1 was collected at 1.75 hours. Product 2 was collected at 2.0 hours. Product 3 was collected at 2.5 hours. The three samples show approximately 1%, 5%, and 6% conversion to AA, respectively, as determined by reversed-phase HPLC. The overall conversion to AA, based on the mass collected in the samples, was approximately 7%. Dehydration is most likely to have occurred on the surface of the glass flash vessel **47** and it is likely that maintaining the temperature of this vessel below 250°C would minimize or eliminate the conversion of 3-HP to AA.

[00154] The feed and the three product samples were then analyzed by ultraviolet / visible (UV/Vis) absorption spectroscopy. The spectra are shown in **Fig. 4**. With reference to **Fig. 4**, the feed is represented by line **80**, and product 1 (1.75 hr), product 2 (2 hr) and product 3 (3 hr) are represented by lines **82**, **84**, and **86**, respectively. Feed line **80** shows a moderately clean peak at 230 nm, representing 3-HP. Peaks to the left of 230 nm are indicative of dilute 3-HP solutions (e.g., product 1, line **82**, at 1.75 h). Peaks between 230 nm (3-HP) and 275 nm (AA) indicate solutions with low levels of AA, with or without 3-HP. In this experiment, the samples from 2.0 hours (product 2, line **84**) and 2.5 hours (product 3, line **86**) each exhibit peaks between 230 nm and 275 nm, and contain high levels of 3-HP with very low levels of AA.

[00155] The mass balance used above was based on 150 mL of 3-HP solution, at a concentration of approximately 500 g/L. For this example, 63% of the mass fed was measured in the product. The mass of AA formed includes the mass of water generated during dehydration, such that 100% mass balance would be expected even if dehydration occurred. Due to the condenser configuration, substantial liquid volume (~50 mL) remained inside the condenser and was therefore not analyzed. Because the glass-portion of the system was warmed by boiling water at atmospheric pressure, Product 1 was substantially diluted by water that collected in the condenser. As a result, the mass balance was not expected to fully close.

Example 2: Effect of pH on recovery of 3-HP and AA

[00156] This experiment sought to determine an optimal pH for evaporation of 3-HP-from fermentation broth. Surprisingly, the results showed that more 3-HP was recovered from solutions adjusted to a pH of 5.0 than solutions adjusted to pH 2.0, 3.0, 4.0, or 6.0. This result was unexpected because the pKa of 3-HP is approximately 4.5, and 3-HP is expected to exist substantially in its salt form at a pH of 5.0.

[00157] Additionally, this experiment sought to determine the effect of pH on the consistency of the solids formed during evaporation. These solids can accumulate on the walls of the evaporative chamber, reducing the effectiveness of flash evaporation and impeding 3-HP recovery (e.g., **Fig. 5**). In order to optimize the process, evaporation can optionally be performed in a rotary evaporation vessel (e.g., ROTOTHERM®, Artisan Industries, Inc.) designed to provide mechanically-assisted removal of the solids that accumulate during evaporation. This can reduce or eliminate the accumulation of solids on the walls of the flash chamber, resulting in more effective evaporation and enhanced 3-HP recovery.

[00158] Two-hundred-fifty milliliters of concentrated fermentation broth containing 3-HP was divided into five 50 mL aliquots. The pH of the aliquots was adjusted, using concentrated sulfuric acid, to 2.0, 3.0, 4.0, 5.0, or 6.0. All samples were brown, with no visible suspended solids. The color was uniform and the viscosities similar to water.

[00159] Each of the samples was dried in a vacuum oven at 200°C, under full vacuum, for approximately two hours. Samples were dried independently, to allow capture of the distillate from each sample in a cold trap that was installed between the vacuum oven and the vacuum pump. After drying, the remaining net weight of each sample was recorded.

[00160] Based on the loss-in-weight, an average of 91% of each sample was evaporated. All samples dried to brittle solids that could be crushed to a powder. The dried residue from the pH 4.0 sample had a more powdery consistency than the other samples. This sample was dried for four hours, which may have resulted in removal of residual moisture that may have still been present in other dried residues. All dried residues emitted a dark, acrid vapor when they were removed from the oven. All of the dried residues were suitable for processing in a rotary flash evaporator, indicating that this equipment could be used as part of the process.

[00161] All five pH conditions resulted in the recovery of 3-HP and AA (**Fig. 6**). The distillates contained mostly AA, as expected for a system using a vacuum oven with a long residence time at high temperature. However, surprisingly, the greatest amount of distillate was collected from the sample adjusted to pH 5.0. The pKa of 3-HP is about 4.5, so the sample adjusted to pH 5.0 should contain 3-HP primarily in the ammonium salt form, which was not previously thought to be volatile. Nevertheless, it volatilized readily.

[00162] The distillate from the pH 5.0 sample contained the highest concentrations of 3-HP and AA, at 14.6 g/l and 90.5 g/l respectively. Distillate from the pH 2.0 sample contained 12.2 g/l 3-HP and 9.9 g/l AA. Of the detectable volatile compounds, the sample at

pH 5.0 resulted in the highest ratio of AA at 86%. The samples at pH 2.0 and 4.0 resulted in a nearly equal distribution of 3-HP to AA (**Fig. 7**).

[00163] These results indicate that the recovery of 3-HP and the dehydration of 3-HP to AA can be performed using a less acidic medium than previously considered possible. This provides several advantages, such as lower consumption of acid, less generation of ammonium sulfate waste, the ability to build processing equipment using less expensive materials, and higher recoveries of the desired product.

Example 3: Effect of pH on evaporation of 3-HP in short path rolled film evaporator

[00164] This experiment sought to determine the effect of pH on the evaporation of 3-HP from concentrated clarified fermentation broth using a short path rolled film evaporator. Samples of concentrate were adjusted to pH 2.5, 4.5, 6.04, or 6.5 and evaporated in a short path rolled film evaporator. Distillate was recovered and analyzed for the concentration of 3-HP, AA, and other degradation products. Surprisingly, the results showed that the distillate recovered from the medium adjusted to pH 4.5 contained the highest levels of 3-HP.

[00165] One to two liters of 3-HP in concentrate was adjusted to pH 2.5, 4.5, or 6.04, or 6.5 using sulfuric acid, followed by centrifugation (3250 G for 5 minutes) to remove solids. The pH-adjusted 3-HP concentrate was placed in the short path rolled film evaporator at a temperature of 80°C, 90°C, 100°C, 110°C, or 120°C and a pressure of 25 mbar. The operating temperature of the evaporator used in this experiment was restricted to 120°C. Because the short path rolled film evaporator is not equipped to handle the solids that accumulate during evaporation (unlike the rotary flash evaporator, described above), glycerin was used as necessary to reduce the viscosity of the medium.

[00166] **Fig. 8A** shows that more 3-HP was recovered from the distillate of medium adjusted to pH 4.5 (**1001**) than from distillates of media adjusted to pH 6.5 (**1003**) or 2.5 (**1002**). The recovery of 3-HP at pH 6.04 was intermediate between the recovery at pH 2.5 and pH 6.5 (**Fig. 8B**).

[00167] As expected, in view of the relatively low temperatures employed in this experiment, there was incomplete recovery of 3-HP from the medium. However, the data show an exponential increase in the amount of 3-HP recovery as the temperature is increased, indicating that a high percentage of 3-HP can likely be recovered at temperatures above about 130°C (**Fig. 9**). **Fig. 9** shows percent 3-HP recovery (and projected percent 3-HP recovery) for pH 4.5 (**1101**), pH 2.5 (**1102**), and pH 6.5 (**1103**).

[00168] **Tables 1, 2, and 3** show that the vast majority of the 3-HP recovered in the distillate in the experiments described above was in the monomeric form, and that the formation of AA and other byproducts (e.g., ester dimer; ester trimer; ether dimer) was minimal. In **Tables 1-3**, the amount of 3-HP monomer is shown as compared to the amount of these byproducts for samples taken at various distillate temperatures. Increased AA formation is expected at higher temperatures, e.g., between 170°C and 190°C.

Table 1. Percentage by weight of 3-HP monomer and byproducts in distillate at pH 2.5.

Sample	Distillate Temp (°C)	3-HP Monomer	Byproducts			
			3-HP Ester Dimer	3-HP Ester Trimer	3H-P Ether Dimer	AA
1	80	5.52	0.65	0.14		0.05
2	90	6.43	0.43	0.11	0.01	0.05
3	100	10.73	0.69	0.18	0.01	0.05
4	110	14.82	0.82	0.20		0.05
5	120	20.32	1.06	0.26		0.04

Table 2. Percentage by weight of 3-HP monomer and byproducts in distillate at pH 4.5.

Sample	Distillate Temp (°C)	3-HP Monomer	Byproducts			
			3H-P Ester Dimer	3-HP Ester Trimer	3-HP Ether Dimer	AA
1	80	1.49				0.00
2	90	2.59				0.00
3	100	5.65	0.03	0.07		0.01
4	110	16.58	0.29	0.20	0.24	
5	120	20.34	0.26		0.21	

Table 3. Percentage by weight of 3-HP monomer and byproducts in distillate at pH 6.04.

Sample	Distillate Temp (°C)	3-HP Monomer	Byproducts			
			3-HP Ester Dimer	3-HP Ester Trimer	3-HP Ether Dimer	AA
1	60	0.65				
2	70	0.4				
3	80	1.93				0.001
4	90	2.69				0.001
5	100	7.32	0.04		0.04	0.002
6	110	3.86				0.004
7	120	13.65			0.11	
8	Cold Trap Distillate	23.26	0.14		0.14	0.005

Example 4: Effectiveness of flash evaporation to purify 3-HP

[00169] **Table 4** summarizes the experimental design for an experiment designed to illustrate that 3-HP can be purified by flash evaporation using a rotary evaporator and result in minimal conversion of 3-HP to byproducts such as AA. Four batches of 3-HP fermentation broth were combined to form a 3-HP feedstock that was approximately 30 weight percent 3-HP. The feedstock was divided into five runs and the feedstock pH was adjusted for each run as indicated in **Table 4**. As also indicated in **Table 4** all other process parameters were essentially the same for each run except for the flash evaporation temperature (i.e., the second vessel temperature).

Table 4. Conditions for Pilot Plant Test

	Run 1	Run 2	Run 3	Run 4	Run 5
Batches 7,14,15,16	—————→				
3-HP Conc.	~30 wt. %	—————→			
pH	6.5	4.5	4.5-2.5	2.5	0.6
Flash Temp Range (°C)	120 - 240	120 - 220	—————→		
Feed Rate	0.1 -0.3 gpm	—————→			
Vacuum	< 100 mbar	—————→			
RPM	1200	—————→			
Pre-Heat Temp* (°C)	80	—————→			
Chiller 1 Temp (°C)	15	—————→			
Chiller 2 Temp (°C)	-40	—————→			
Skin Temp** (°C)	120	180	200	220	240

* First vessel temperature

** Inlet process heating oil temperature (i.e., second vessel temperature)

[00170] The results of this experiment are shown in **Figs. 10-20**. **Fig. 10** shows the concentration of 3-HP in distillate by weight at three different pHs. At all three pHs, 3-HP was purified by flash evaporation and then condensed at about 16 °C to a purified liquid state. The maximum concentration of 3-HP in the distillate in all three cases occurred at temperatures above 200 °C. At lower temperatures, for example, 140° to 170°C, the most concentrated samples occurred at pH 4.5. At 180°C, samples from the pH 6.5 feed resulted in the highest 3-HP concentration. The sharpest inflection point in 3-HP volatility occurred between about 173°C and 182°C at pH 6.5.

Fig. 11 shows the percent yield of 3-HP in distillate from a pH 6.5 feed at different skin temperatures (i.e., second vessel temperatures). The dotted line represents the percent recovery of 3-HP based on the assay of monomeric 3-HP available in the starting feed. Oligomers of 3-HP are not volatile and not taken into account when calculating this curve. The yield of 3-HP was less than 5% at or below 205°C and the distillate samples collected were basic (pH 11 –pH 10), which indicated free ammonia was volatilized in this range. At temperatures above 217°C an exponential increase in 3-HP volatility was observed with a maximum percent recovery of about 95% monomeric 3-HP occurring at about 235°C. The calculated recovery was reduced to about 76% when a base hydrolysis of the starting material

was performed (“Dist. Base Hyd”). This procedure liberated monomeric 3-HP from oligomeric 3-HP, effectively increasing the starting 3-HP concentration. It was assumed that the 3-HP starting titers in this analysis were partially unavailable in a distillation process because they were in a non-volatile form.

[00171] **Fig. 12** shows that at or above 232 °C, nearly 100% percent of monomeric 3-HP was recovered in the distillate from pH 6.5 feed, in the forms of 3-HP or acrylic acid. For example, at 235 °C, the total recovery is about 99.8% with 94.8% 3-HP and 5.3% AA.

[00172] **Fig. 13** shows the percent yield of 3-HP in distillate from a pH 4.5 feed at different skin temperatures (i.e., second vessel temperatures). At pH 4.5, 3-HP began to volatilize at nearly about 20°C lower temperature than other pH conditions, such as pH 6.5 and 2.5. This trend unexpectedly changed above 180°C where 3-HP in the distillate plateaus at a maximum of about 47% recovery of monomeric 3-HP. As temperature increased the percent of recovery decreased. This suggests that 3-HP was probably oligomerizing under these conditions and was no longer available in a volatile form. Further evidence supporting this was that the trend lines in the solids and distillate rates contradict the expected trends. In the case of the solids mass balance, nearly as much weight was recovered at 136°C as at 232°C. Given the volatility of water alone leaving the system, material from previous conditions may be accumulating and extruding during the high temperature collection times. The pH of the distillate varied from acidic to basic back to acidic as temperature increased. Again this suggests a reaction is taking place, potentially with ammonia itself. The pKa of 3-HP is about 4.5. Without being bound by theory, it is possible that the increased volatility of 3-HP under these conditions may be due to an equilibrium of the acidic form of 3-HP converting to the gas phase. As the acid leaves, the equilibrium is shifted away from the ammonium salt back to the acid which is again volatilized. Strong acids, such as sulfuric acid, may potentially have a negative effect due to the ability of the acid to complex with water and potentially 3-HP. This could suppress the vapor pressure of 3-HP even though it is fully protonated. At temperatures above 210°C, less than 5% of the 3-HP is detected in the solids. Roughly half of the 3-HP is reacted at higher temperatures at this pH. Although this may be a relatively poor condition for 3-HP recovery, it may be favorable conditions for polymerization.

[00173] **Fig. 14** shows the yields of 3-HP and AA in distillate from a pH 4.5 feed at different second vessel temperatures. The maximum recovery of monomeric 3-HP (almost 50%) in the forms of 3-HP and AA was achieved in a temperature range of about 180 to about 217 °C. At a higher temperature (e.g., about 232 °C), the percent of recovery dropped significantly.

[00174] **Fig. 15** shows the yield of 3-HP from a pH 2.5 feed at different skin temperatures. The volatility of 3-HP at pH 2.5 was similar to the trends observed at pH 6.5, with the biggest exception being the pH of the distillate. At pH 2.5, ammonium ions are paired with the sulfate from the sulfuric acid to form ammonium sulfate. The ammonium sulfate is not readily converted to free ammonia and any volatile acids would contribute to the low pH of the distillate. It appeared that the protonated form of 3-HP volatilized the same way under both high pH (pH 6.5) and low pH (pH 2.5) conditions which further strengthened the supposition that the acid form of 3-HP exists at pH 6.5 (**Fig. 16**).

[00175] At pH 2.5, 3-HP mass balance was at about 100% in the temperature range of about 222 to about 231°C. The highest percentage conversion to acrylic acid was about 24.4% at about 231°C (**Fig. 16**). These conditions exceeded the percent of 3-HP converted to acrylic acid at pH 0.6 (**Fig. 17**). The highest conversion of 3-HP to AA observed at pH 0.6 was 19.5%. Because nearly 25% of the 3-HP was unaccounted for, it was assumed that pH 0.6 conditions again favored oligomer formation.

[00176] **Figs. 18-20** show a comparison of percent yield of 3-HP by weight in distillate (**Fig. 18**), percent of 3-HP converted to acrylic acid in distillate on a molar basis (**Fig. 19**), and pH of the distillates (**Fig. 20**) from feeds at pHs 2.5, 4.5, and 6.5.

Example 5: Thermal salt splitting and 3-HP vaporization in a rolled film evaporator (RFE)

[00177] In some cases, 3-HP may be recovered by thermal salt splitting and 3-HP vaporization in a rolled film evaporator. An exemplary system is depicted in **Fig. 21**.

[00178] Clarified fermentation broth was pre-concentrated using a rotary evaporator to a 3HP concentration of 46-52 wt% by removing water. Before the pre-concentration step in the rotary evaporator, the pH of the fermentation broth was near neutral at 7. The pH of the concentrated clarified fermentation broth was 5.2 after the pre-concentration step. During the pre-concentration step, the rotary evaporator temperature was maintained at a temperature 60°C and a pressure 15-60 mbar. Under these conditions, at least 20% of the ammonium 3HP salt was split to produce a mixture of protonated 3-HP and residual ammonium 3HP salt. However, the salt splitting could not be improved beyond 20-22% in the rotary evaporator even after extending the run longer under these conditions. The ammonium ion removal yield was quantified using the colorimetry method. The colorimetry method measured the concentration of ammonium ion in the aqueous mixture. This pre-concentrated broth was then fed to the flash vaporizer, the rolled film evaporator, to carry out the thermal salt

splitting of residual ammonium 3HP salt and simultaneous vaporization and purification of protonated 3HP, ammonia and water.

[00179] The flash vaporizer was operated at three different temperatures (120°C, 170°C and 220°C) to determine the impact of temperatures on thermal salt splitting yield and 3-HP vaporization in the overhead. The pressure was atmospheric in all runs. With reference to **Fig. 21**, the internal condenser, **14**, temperature was maintained at 15°C.

[00180] With continued reference to **Fig. 21**, three hundred grams of pre-concentrated fermentation broth was fed to the feed vessel **2**. The pre-concentrated material was highly viscous. In order to keep the material flowable from the feed tank **2** to the flash vaporizer **8**, the feed tank and transfer line **4** were kept at a temperature of 60°C. The flash vaporizer roller speed was kept constant at 270 rpm. The feed flow rate was varied from 6 g/min to 18 g/min. The average residence time was 160 s at 6g/min and 45 s at 18 g/min. The flash vaporizer surface area was 0.06 m² which gave a flux of 1 kg/m²-hr at 1 g/min feed rate.

[00181] The salt splitting yield% was calculated as,

$$\% \text{ Salt split} = \frac{\text{Wt of residue} * [\text{NH}_4^+]}{\text{Wt of feed} * [\text{NH}_4^+]} * 100\%$$

[00182] The [NH₄⁺] concentration in the feed and in the residue was measured by the colorimetry method.

[00183] **Table 5** summarizes the experimental results. No thermal salt splitting was observed at 120°C. The thermal salt splitting (TSS) yield improved to 86.5% at 220°C for a flow rate of 6 g/min. However, the TSS yield decreased to 49.2% when the flow rate was increased to 18 g/min. The reduced thermal salt splitting yield at the higher flow rate was attributed to the shorter residence time of the material in the flash vaporizer.

[00184] The 3-HP boiling point is 217° C at atmospheric pressure. Although the feed contained some amount of protonated acid, no 3-HP was observed in the overheads at 120°C. Hence, no thermal salt splitting was observed 120 °C. However, when the flash vaporizer skin temperature was increased to 220°C, 62.1% 3-HP equivalent in the feed was recovered in the distillate at 6g/min feed flow rate. When the feed flow rate was increased to 18 g/min, a smaller amount of 3-HP equivalent in the feed was recovered in the distillate. With reference to **Fig. 21**, these experiments clearly demonstrated that at higher salt splitting yield, an increased amount of protonated 3-HP was vaporized and condensed in the internal condenser **14** and was collected in distillate collection pot **18**. Moreover, the flash vaporizer

skin temperature at of 220°C was marginally above the boiling point of 3HP under atmospheric pressure (3-HP boiling point 217 C). The high skin temperature of the flash vaporizer was therefore expected to enhance the salt splitting yield and vaporization of 3HP. [00185] Some 3-HP dehydration to acrylic acid was observed at a flash vaporizer skin temperature of 220 °C. Based on the evaporated equivalents, around 14 to 24 mol.% of 3-HP equivalents collected in the distillate was acrylic acid. This corresponded to 7 to 10 wt% of the initial 3-HP present in the feed dehydrated to acrylic acid.

[00186] The pH of the distillate was 9 to 10. Therefore, the protonated 3-HP from the flash vaporizer recombined with ammonia during the condensation on the internal condenser surface at 15°C.

Table 5. Summary of flash vaporization results in a rolled film evaporator

RFESkin temperature & flow rate	Salt splitting yield %	3HP (monomer) conc. wt% in the residue	Ester dimer wt% in the residue	% of 3HP equiv. in the feed recovered in the distillate	% 3HP accountability
Feed concentration: 3-HP monomer 56 wt%					
120 C & 6 g/min	0.0	62.3	1.2	0.0	111.4
120 C & 18 g/min	0.0	60.9	1.2	0.0	108.8
220 C & 6 g/min	86.5	66.3	9.6	62.1	97.5
220 C & 18 g/min	49.2	62.8	6.5	31.7	81.5

[00187] The residue was highly viscous and it was difficult to obtain homogeneous sample analysis. As a result, the mass balance did not fully close for some of the experiments.

Example 6: Thermal salt splitting of ammonium 3-HP and 3-HP purification from water and ammonia using a partial condenser

[00188] In some cases, 3-HP may be recovered by thermal salt splitting of ammonium 3-HP and 3-HP purification from water and ammonia using a partial condenser. An exemplary system is depicted in **Fig. 22**.

[00189] Clarified fermentation broth was pre-concentrated using a rotary evaporator to remove water to achieve a 3HP concentration of 42-55 wt%. Before the pre-concentration step in the rotary evaporator, the fermentation broth pH was about 7. The concentrated clarified fermentation broth pH was 5.2. During pre-concentration, the rotary evaporator

temperature was maintained at 60°C and 15-60 mbar. Under these conditions, at least 20% of the ammonium 3HP salt was split to produce a mixture of protonated 3HP and residual ammonium 3HP salt. This pre-concentrated broth was then fed to the flash vaporizer, the rolled film evaporator, to carry out the thermal salt splitting of residual ammonium 3HP and simultaneous vaporization and purification of protonated 3HP, ammonia, and water.

[00190] The flash vaporizer was operated at a constant skin temperature of 195°C. The pressure was maintained at 70-80 mbar. The first overhead partial condenser was operated at a temperatures from 110 to 130°C to determine the effect on 3HP recovery efficiency and the extent of recombination between the ammonia and 3-HP. The second overhead condenser 24 was operated at 5°C to condense the remaining volatiles leaving the first condenser such as propionic acid, acetic acid, water and ammonia.

[00191] With reference to **Fig. 22**, around 600-700 g of pre-concentrated fermentation broth was fed to feed vessel 2. The pre-concentrated material was highly viscous. In order to keep the material flowable from the feed tank 2 to the flash vaporizer 8, the feed tank and the transfer line 4 were kept at a temperature between 70-60°C. The flash vaporizer roller speed was 300 rpm. The feed flow rate was 18 g/min.

[00192] **Table 6** summarizes the results. In Run A1 and A2 the first overhead condenser coolant temperature was 130°C. The 3-HP concentrations in the feed (as a mixture of ammonium salt and protonated 3-HP) were 46.6 and 45.5 wt% and the corresponding water concentrations were 7.7 wt% and 11.0 wt% respectively. The recovery of 3-HP in 1st condenser relative to the total 3-HP equivalent collected in the first and the second condenser was 63-66%. The molar ratio of ammonia to 3-HP was a measure of the extent of recombination between ammonia and protonated 3-HP in the first overhead condenser. When the pH was neutral, this ratio was 1. With increasing salt splitting yield, this ratio decreased with continuous removal of ammonia from the salt. A ratio of 0.38-0.42 indicated about 60% of the 3-HP present in the protonated form with the remainder as ammonium salt. In the second set of experiments, the second overhead condenser was operated at 110°C. The 3-HP concentrations in the feed (as a mixture of ammonium salt and protonated 3-HP) were 42 and 46.3 wt%, and the corresponding water concentrations were 9.4 wt% and 9.2 wt% respectively. The recovery of 3-HP relative to the combined total 3-HP equivalent collected in the first and the second condenser increased to 73-80% in the first condenser when it was operated at 110°C compared with the 63-66% 3-HP recovered in the first condenser when operated at 130°C. However, the molar ratio of ammonia to 3-HP increased to 0.48-0.52 indicating a 50:50 ratio of 3-HP present in the protonated and in the salt form.

[00193] 3-HP dehydration to acrylic acid was observed in all runs. The dehydration yield was between 7-11% of the initial amount of 3-HP fed to the flash vaporizer. Acrylic acid was only collected in the second overhead condenser flask as the temperature in the first overhead condenser (either 110 or 130°C) was higher than the boiling point of Acrylic acid at the system pressure.

[00194] The pH of the first condensate varied between 4.2 to 4.6 depending on the condenser temperature and the extent of recombination between ammonia and 3-HP. The pH of the second condensate was 10 to 11.

Table 6. Results from experiment described above.

	Run -A1	Run-A2	Run-B1	Run B2
Flow rate (g/min)	18	18	18	18
Skin temp. C	195 C	195C	195C	195C
First overhead condenser Temp C	130 C	130C	110C	110C
3-HP wt% in the feed	46.6%	45.5%	42.0%	46.3%
Water wt% in the feed	7.70%	11.0%	9.40%	9.20%
Total (residue + all condensates) 3HP recovered	81.0%	92%	62%	96%
% recovery of 3HP in 1st cond. relative to the total 3HP collected in 1st and 2nd cond	65.4%	63%	73%	80%
AA yield	7.1%	10%	13%	11%
mols of ammonia / mols of 3-HP from the first overhead condenser	0.42	0.38	0.48	0.52

[00195] The residue was highly viscous and it was difficult to obtain homogeneous sample analysis. As a result, the mass balance did not fully close for some of the experiments.

Other Embodiments

[00196] While preferred embodiments of the present invention have been shown and described herein, it will be obvious to those skilled in the art that such embodiments are provided by way of example only. Numerous variations, changes, and substitutions will now occur to those skilled in the art without departing from the invention. It should be understood that various alternatives to the embodiments of the invention described herein may be employed in practicing the invention. It is intended that the following claims define the scope of the invention and that methods and structures within the scope of these claims and their equivalents be covered thereby.

CLAIMS

WHAT IS CLAIMED IS:

1. A method of vaporizing 3-HP from a solution, comprising:
 - (a) providing an aqueous solution of 3-HP;
 - (b) heating said aqueous solution of 3-HP to a first temperature under a first pressure, thereby generating a heated aqueous solution of 3-HP; and
 - (c) exposing said heated aqueous solution of 3-HP to a second temperature under a second pressure, thereby generating a vapor comprising 3-HP.
2. The method of claim 1, wherein said second pressure is lower than said first pressure, thereby generating a pressure difference.
3. The method of claim 1, wherein said first temperature is lower than said second temperature, thereby generating a temperature difference.
4. The method of claim 1, wherein said first temperature is approximately the same as said second temperature.
5. The method of claim 1, wherein said heated aqueous solution of 3-HP is exposed to said second temperature for about 0.01 to about 1000 seconds.
6. The method of claim 1, wherein said heated aqueous solution of 3-HP is exposed to said second temperature for less than about 300 seconds.
7. The method of claim 1, further comprising condensing said vapor comprising 3-HP to generate a condensed 3-HP solution.
8. The method of claim 7, wherein said condensing is performed in a first condenser.
9. The method of claim 8, further comprising condensing said vapor comprising 3-HP in a second condenser.
10. The method of claim 9, wherein said first condenser is operated at a temperature higher than the temperature of said second condenser.
11. The method of claim 7, further comprising concentrating said condensed 3-HP solution to generate a concentrated 3-HP solution.
12. The method of claim 11, wherein said concentrated 3-HP solution comprises about 70% to about 80% by weight of 3-HP.
13. The method of claim 1, further comprising concentrating said aqueous solution of 3-HP prior to heating said aqueous solution of 3-HP to said first temperature under said first pressure.

14. The method of claim 1, further comprising clarifying said aqueous solution of 3-HP prior to heating said aqueous solution of 3-HP to said first temperature under said first pressure.
15. The method of claim 14, wherein said clarifying is performed by a method selected from the group consisting of filtration, centrifugation, and combinations thereof.
16. The method of claim 1, wherein substantially all water within said aqueous solution of 3-HP is maintained in a liquid state after heating said aqueous solution of 3-HP to said first temperature under said first pressure.
17. The method of claim 1, wherein said first temperature is at or below about 26 °C and said first pressure is at least about 0.03 bar, or said first temperature is at or below about 52 °C and said first pressure is at least about 0.14 bar, or said first temperature is at or below about 67 °C and said first pressure is at least about 0.28 bar, or said first temperature is at or below about 80 °C and said first pressure is at least about 0.48 bar, or said first temperature is at or below about 90 °C and said first pressure is at least about 0.69 bar, or said first temperature is at or below about 100 °C and said first pressure is at least about 1 bar, or said first temperature is at or below about 114 °C and said first pressure is at least about 1.7 bar, or said first temperature is at or below about 125 °C and said first pressure is at least about 2.3 bar, or said first temperature is at or below about 135 °C and said first pressure is at least about 3.2 bar, or said first temperature is at or below about 145 °C and said first pressure is at least about 4.1 bar, or said first temperature is at or below about 155 °C and said first pressure is at least about 5.4 bar, or said first temperature is at or below about 164 °C and said first pressure is at least about 6.9 bar, or said first temperature is at or below about 172 °C and said first pressure is at least about 8.3 bar, or said first temperature is at or below about 189 °C and said first pressure is at least about 12 bar, or said first temperature is at or below about 200 °C and said first pressure is at least about 16 bar, or said first temperature is at or below about 210 °C and said first pressure is at least about 19 bar.
18. The method of claim 2, wherein said pressure difference is sufficient to vaporize said heated aqueous solution of 3-HP at said second temperature.
19. The method of claim 3, wherein said temperature difference is sufficient to vaporize said heated aqueous solution of 3-HP at said second pressure.
20. The method of claim 1 wherein said second temperature is about 170 °C to about 270 °C, and said second pressure is about 1 mbar to about 200 mbar.
21. The method of claim 2, wherein said pressure difference is about 0.5 bar to about 20 bar.

22. The method of claim 2, wherein said pressure difference is about 0.5 bar to about 2 bar.
23. The method of claim 1, wherein less than about 20% of said 3-HP is converted to acrylic acid.
24. The method of claim 1, wherein less than about 10% of said 3-HP is converted to acrylic acid.
25. The method of claim 1, wherein less than about 5% of said 3-HP is converted to acrylic acid.
26. The method of claim 1, wherein less than about 1% of said 3-HP is converted to acrylic acid.
27. The method of claim 11, wherein said concentrated 3-HP solution comprises 3-HP : acrylic acid in a molar ratio range of about 25 to about 200.
28. The method of claim 11, wherein said concentrated 3-HP solution comprises 3-HP : acrylic acid at a molar ratio of about 100.
29. The method of claim 1, wherein said aqueous solution of 3-HP is a fermentation broth.
30. The method of claim 1, wherein said aqueous solution of 3-HP is derived from a fermentation broth.
31. The method of claim 1, wherein said 3-HP has been produced by a microorganism.
32. The method of claim 1, wherein at least about 60% of said 3-HP exists as an ammonium salt.
33. The method of claim 1, wherein at least about 70% of said 3-HP exists as an ammonium salt.
34. The method of claim 1, wherein at least about 80% of said 3-HP exists as an ammonium salt.
35. The method of claim 1, wherein at least about 90% of said 3-HP exists as an ammonium salt.
36. A vapor comprising 3-HP produced according to the method of claim 1.
37. The condensed 3-HP solution produced according to the method of claim 7.
38. The concentrated 3-HP solution produced according to the method of claim 11.
39. A composition produced by the method of claim 1, wherein said composition comprises non-aqueous components that are at least about 90% by weight of a biologically produced 3-HP.

40. The composition of claim 39, wherein said 3-HP has a ^{14}C concentration of at least 1 part per trillion carbon.
41. The composition of claim 39, wherein said 3-HP has a ^{14}C concentration of about 1.2 parts per trillion carbon.
42. The composition of claim 39, wherein said nonaqueous components comprise at least about 95% by weight of said biologically produced 3-HP.
43. The composition of claim 39, wherein said nonaqueous components comprise at least about 98% by weight of said biologically produced 3-HP.
44. The composition of claim 39, wherein said aqueous solution of 3-HP consists essentially of about 1 to about 60% water by weight and about 40% to about 99% nonaqueous components.
45. The composition of claim 44, wherein said aqueous solution of 3-HP comprises less than about 30% water by weight.
46. The composition of claim 39, wherein said aqueous solution of 3-HP comprises less than about 10% by weight of acrylic acid.
47. The composition of claim 39, wherein said aqueous solution of 3-HP comprises less than about 5% by weight of acrylic acid.
48. The composition of claim 39, wherein said aqueous solution of 3-HP comprises less than about 1% by weight of acrylic acid.
49. A downstream chemical product produced from the composition of claim 39.
50. The downstream chemical product of claim 49, wherein said downstream chemical product is selected from the group consisting of acrylic acid (AA), 1,3-propanediol, methyl acrylate, acrylamide, propiolactone, ethyl-3-HP, malonic acid, acrylonitrile, butyl acrylate, 3-HP amide, and ethyl acrylate.
51. A consumer product produced using the downstream chemical product of claim 49.
52. The consumer product of claim 51, wherein said consumer product comprises a downstream chemical product with a ^{14}C concentration of at least 1 part per trillion carbon.
53. A system for purifying 3-HP, comprising:
 - (a) a first vessel at a first temperature under a first pressure, wherein said first vessel is configured to receive an aqueous solution of 3-HP and to generate a heated aqueous solution of 3-HP;
 - (b) a second vessel at a second temperature under a second pressure, wherein said second vessel is configured to convert at least a portion of said heated aqueous solution of 3-HP to a vapor comprising 3-HP; and

(c) a first condenser, wherein said first condenser is configured to condense at least a portion of said vapor comprising 3-HP.

54. The system of claim 53, wherein said first temperature is in a range of about ambient temperature to about 240°C.
55. The system of claim 53, wherein said second temperature is in a range of about 175°C to about 280°C.
56. The system of claim 53, wherein said first temperature is lower than said second temperature, thereby generating a temperature difference.
57. The system of claim 53, wherein said second pressure is lower than said first pressure, thereby generating a pressure difference.
58. The system of claim 56, wherein said temperature difference is in a range of about 20 to about 60 °C.
59. The system of claim 57, wherein said pressure difference is in a range of about 0.5 to about 20 bar.
60. The system of claim 53, further comprising a second condenser.
61. The system of claim 60, wherein said first condenser is operated at a temperature higher than the temperature of said second condenser.
62. The system of claim 53, wherein said first temperature is at or below about 26 °C and said first pressure is at least about 0.03 bar, or said first temperature is at or below about 52 °C and said first pressure is at least about 0.14 bar, or said first temperature is at or below about 67 °C and said first pressure is at least about 0.28 bar, or said first temperature is at or below about 80 °C and said first pressure is at least about 0.48 bar, or said first temperature is at or below about 90 °C and said first pressure is at least about 0.69 bar, or said first temperature is at or below about 100 °C and said first pressure is at least about 1 bar, or said first temperature is at or below about 114 °C and said first pressure is at least about 1.7 bar, or said first temperature is at or below about 125 °C and said first pressure is at least about 2.3 bar, or said first temperature is at or below about 135 °C and said first pressure is at least about 3.2 bar, or said first temperature is at or below about 145 °C and said first pressure is at least about 4.1 bar, or said first temperature is at or below about 155 °C and said first pressure is at least about 5.4 bar, or said first temperature is at or below about 164 °C and said first pressure is at least about 6.9 bar, or said first temperature is at or below about 172 °C and said first pressure is at least about 8.3 bar, or said first temperature is at or below about 189 °C and said first pressure is at least about 12 bar, or said first temperature is at or below about

200 °C and said first pressure is at least about 16 bar, or said first temperature is at or below about 210 °C and said first pressure is at least about 19 bar.

63. The system of claim 56 wherein said temperature difference is sufficient to vaporize said heated aqueous solution of 3-HP at said second pressure.

64. The system of claim 57, wherein said pressure difference is sufficient to vaporize said heated aqueous solution of 3-HP at said second temperature.

65. The system of claim 53 wherein said second temperature is about 170 °C to about 270 °C, and said second pressure is about 1 mbar to about 200 mbar.

66. The system of claim 57, wherein said pressure difference is about 0.5 bar to about 20 bar.

67. The system of claim 57, wherein said pressure difference is about 0.5 bar to about 2 bar.

68. A method of producing a 3-HP solution, comprising:

(a) providing an aqueous solution of 3-HP;

(b) heating said aqueous solution of 3-HP to a first temperature under a first pressure, thereby generating a heated aqueous solution of 3-HP, wherein substantially all water within said heated aqueous solution of 3-HP is maintained in a liquid state;

(c) exposing said heated aqueous solution of 3-HP to a second temperature under a second pressure, thereby generating a vapor comprising 3-HP, wherein:

(1) said second pressure is lower than said first pressure, thereby generating a pressure difference, wherein said pressure difference is sufficient to vaporize said heated aqueous solution of 3-HP at said second temperature; or

(2) said first temperature is lower than said second temperature, thereby generating a temperature difference, wherein said temperature difference is sufficient to vaporize said heated aqueous solution of 3-HP at said second pressure,

(d) condensing said vapor comprising 3-HP to produce said 3-HP solution, wherein said first temperature is at or below about 26 °C and said first pressure is at least about 0.03 bar, or said first temperature is at or below about 52 °C and said first pressure is at least about 0.14 bar, or said first temperature is at or below about 67 °C and said first pressure is at least about 0.28 bar, or

said first temperature is at or below about 80 °C and said first pressure is at least about 0.48 bar, or said first temperature is at or below about 90 °C and said first pressure is at least about 0.69 bar, or said first temperature is at or below about 100 °C and said first pressure is at least about 1 bar, or said first temperature is at or below about 114 °C and said first pressure is at least about 1.7 bar, or said first temperature is at or below about 125 °C and said first pressure is at least about 2.3 bar, or said first temperature is at or below about 135 °C and said first pressure is at least about 3.2 bar, or said first temperature is at or below about 145 °C and said first pressure is at least about 4.1 bar, or said first temperature is at or below about 155 °C and said first pressure is at least about 5.4 bar, or said first temperature is at or below about 164 °C and said first pressure is at least about 6.9 bar, or said first temperature is at or below about 172 °C and said first pressure is at least about 8.3 bar, or said first temperature is at or below about 189 °C and said first pressure is at least about 12 bar, or said first temperature is at or below about 200 °C and said first pressure is at least about 16 bar, or said first temperature is at or below about 210 °C and said first pressure is at least about 19 bar, and wherein said second temperature is about 170 °C to about 270 °C, and said second pressure is about 1 mbar to about 200 mbar.

69. The method of claim 68 wherein said first temperature and said second temperature are different.
70. The method of claim 68 wherein said first pressure and said second pressure are different.
71. The method of claim 68, wherein said second pressure is lower than said first pressure and said first temperature is lower than said second temperature.
72. A method of decomposing ammonium 3-HP (A3-HP) to form 3-HP and ammonia by thermal salt splitting from an aqueous solution comprising A3-HP, the method comprising:
 - a. providing an aqueous solution of A3-HP;
 - b. heating said aqueous solution of A3-HP in a device to an appropriate operating temperature and under an appropriate operating pressure;
 - c. generating 3-HP vapor, ammonia, and water vapor from the aqueous solution;

- d. condensing the generated vapor in a first partial condenser operating at an appropriately high condensing temperature to selectively condense 3-HP vapor, and allowing uncondensed water and ammonia to leave the condenser at high temperature; and
 - e. condensing the water and ammonia in a second total condenser.
73. The method of claim 72, wherein the operating temperature is between 140 to 250°C and preferably between 185 to 220°C.
74. The method of claim 72, wherein the operating pressure is between 10 to 760 mmHg and preferably between 50 to 120 mmHg.
75. The method of claim 72, wherein the first condenser is operated at a temperature higher than the second condenser.
76. The method of claim 72, wherein the temperature of the first (partial) condenser is between 25 to 220°C and preferably between 100 to 150°C.
77. The method of claim 72, wherein the temperature of the second condenser is between 5 to 100°C.
78. The method of claim 72, further comprising a third condenser, wherein water condenses in the second condenser, and ammonia condenses in the third condenser.
79. The method of claim 78, wherein the second condenser is operated at a temperature higher than the third condenser.
80. The method of claim 78, wherein the appropriate temperature for the third (total) condenser is between -87°C and -33°C.
81. The method of claim 72, wherein the aqueous solution of A3-HP may be from a fermentation broth, whole or purified, or concentrated in a device by removing water.
82. The method of claim 72, wherein the 3-HP collected from the first condenser is immediately cooled to room temperature or below to minimize undesirable side reaction such as oligomer or amide formation.
83. The method of claim 72, wherein multiple partial condensers operating at appropriate temperatures can be employed to separate any acrylic acid formed in the thermal salt splitting process.
84. A method of decomposing A3-HP to form 3-HP and ammonia by thermal salt splitting from an aqueous solution of A3-HP, comprising:
- a. providing an aqueous solution of A3-HP;

- b. heating said aqueous solution of A3-HP in a device to an appropriate operating temperature and under an appropriate operating pressure; and
- c. generating 3-HP vapor, ammonia, and water vapor from the aqueous solution leaving other high boiling impurities behind.

85. The method of claim 84, wherein the operating temperature is between 140 to 250°C and preferably between 170 to 220°C.

86. The method of claim 84, wherein the operating pressure is between 10 to 760 mmHg and preferably between 50 to 120 mmHg.

87. The method of claim 84, wherein the aqueous solution of A3-HP may be from a fermentation broth, whole or purified, or concentrated in a device by removing water.

88. The method of any one of claims 1-87, wherein the vaporization of 3-HP is performed in a rotary evaporation vessel designed to provide mechanically-assisted removal of the solids that accumulate during evaporation.

Fig. 1

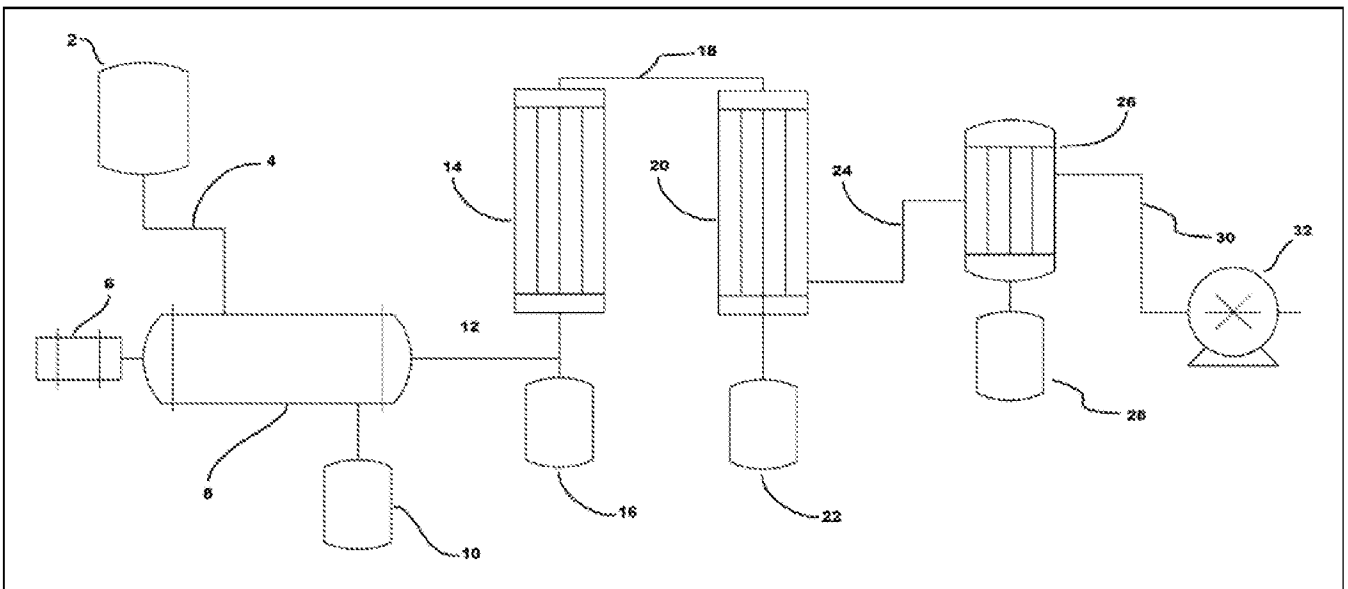
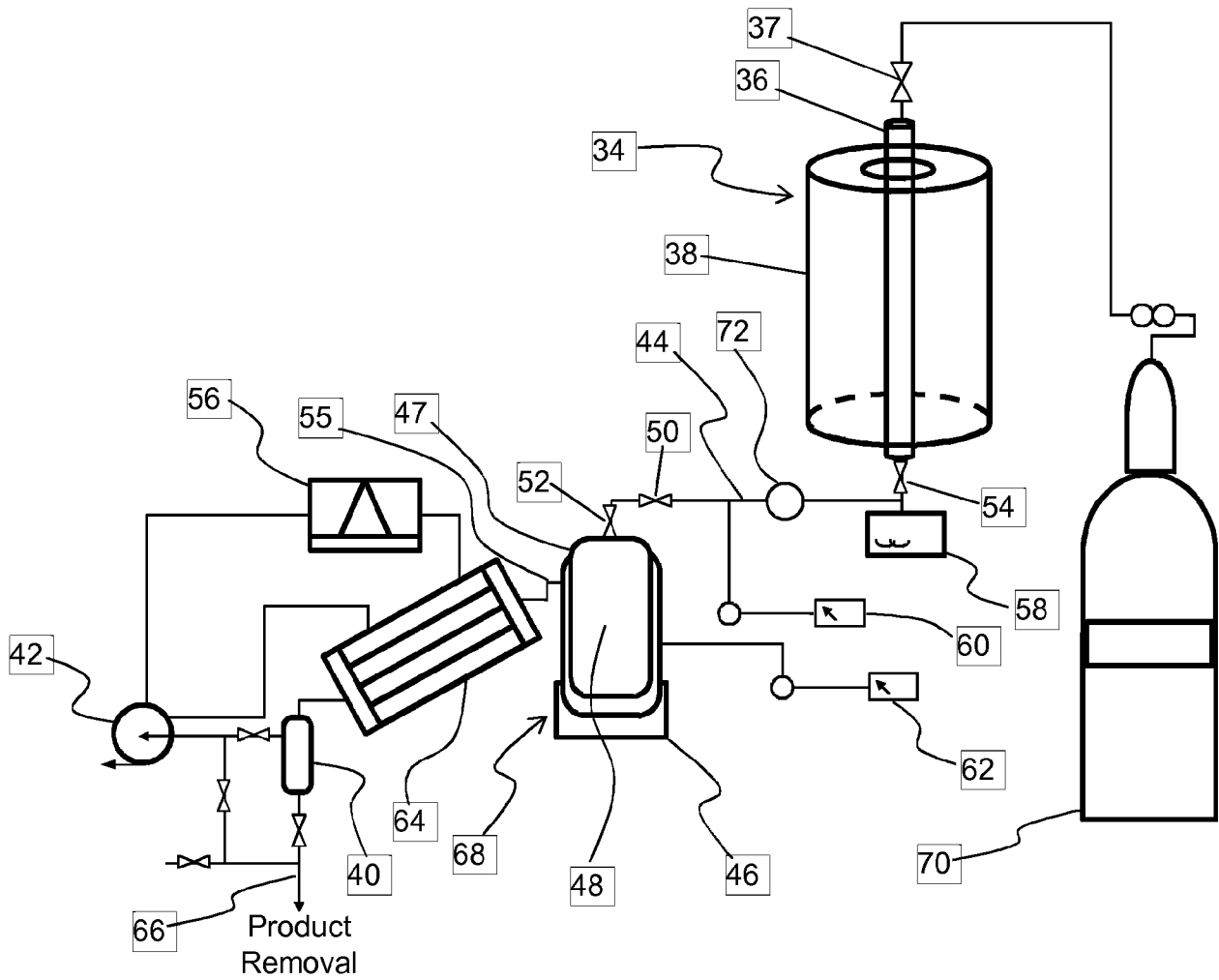
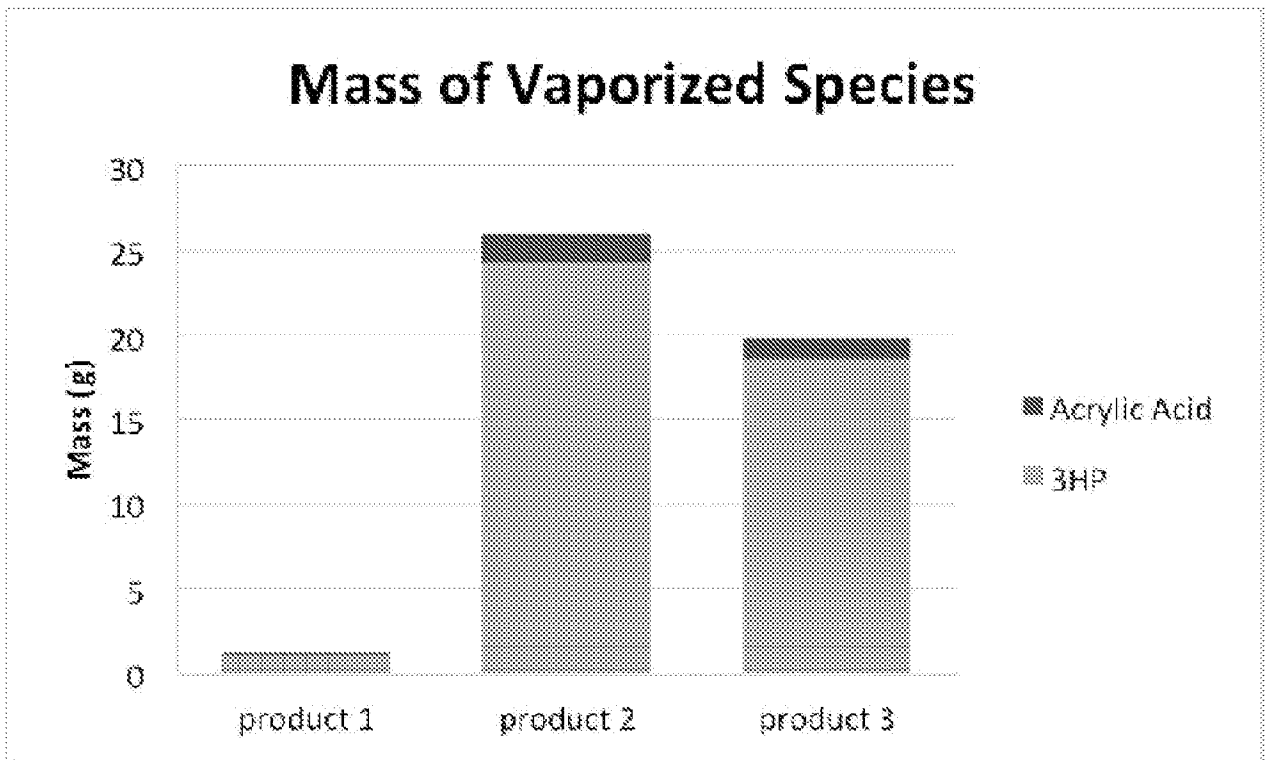


Fig. 2



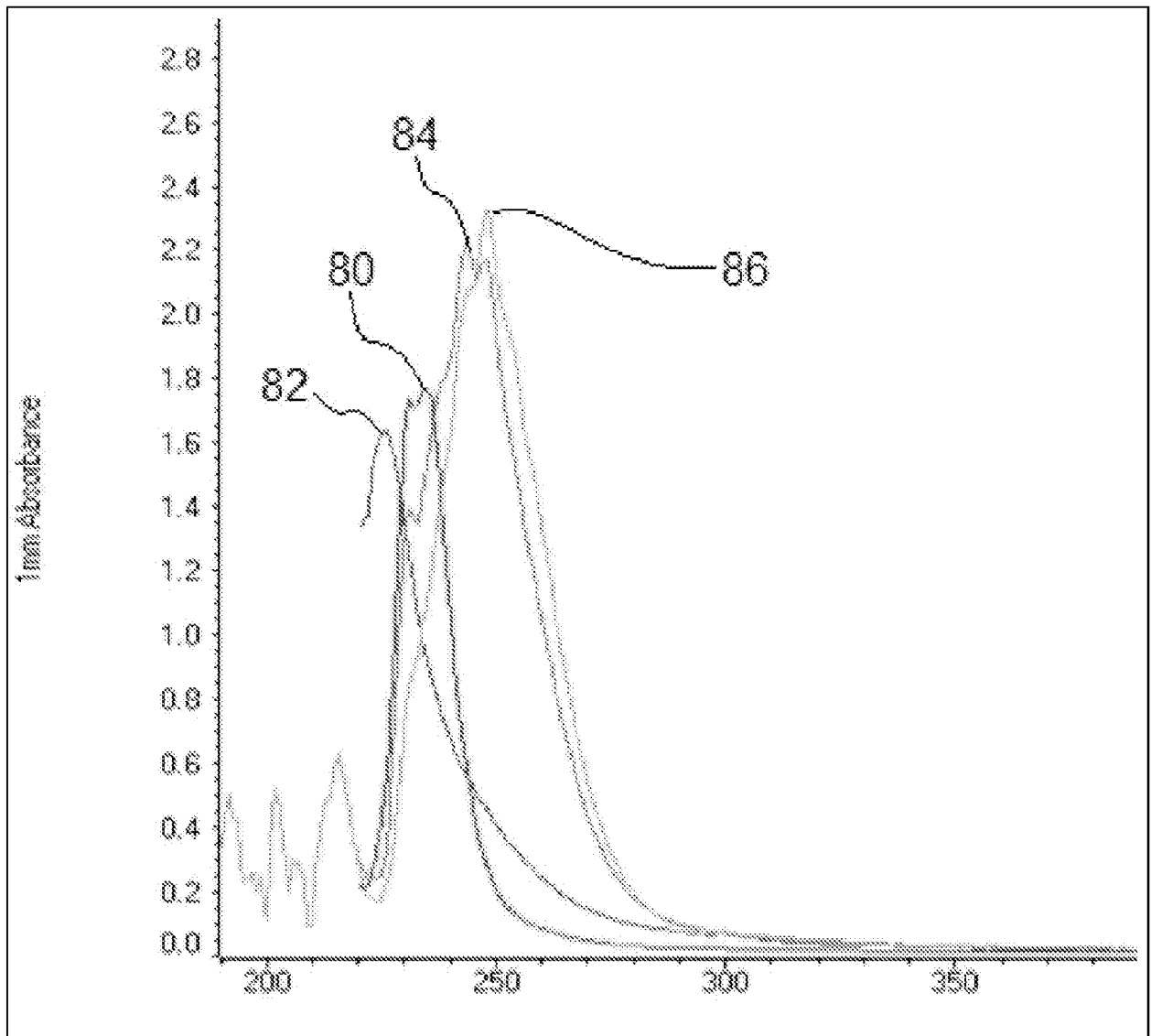
3 / 22

Fig. 3



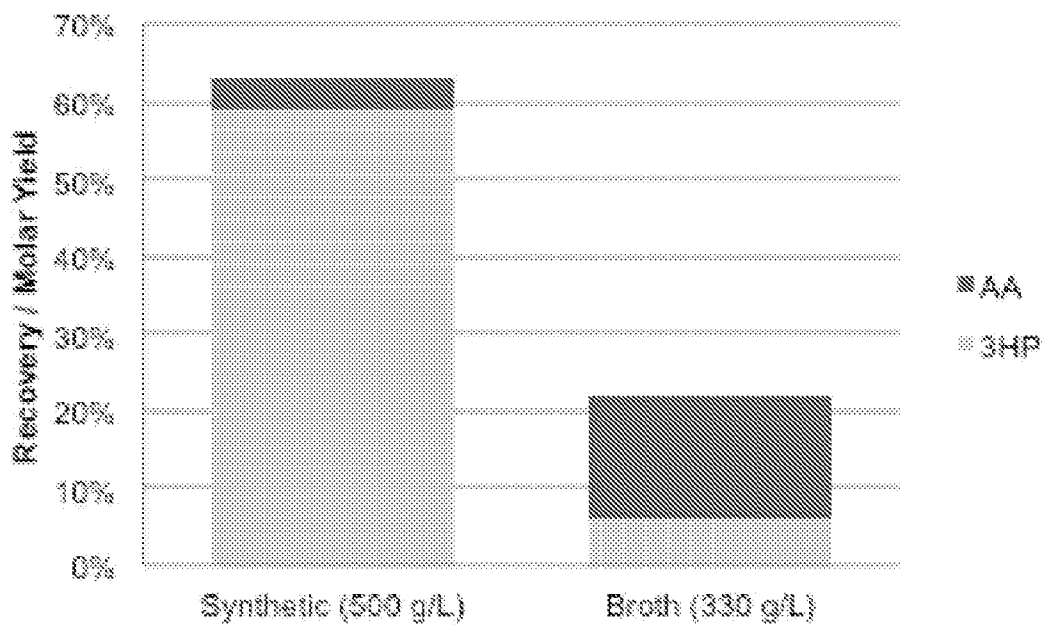
4 / 22

Fig. 4



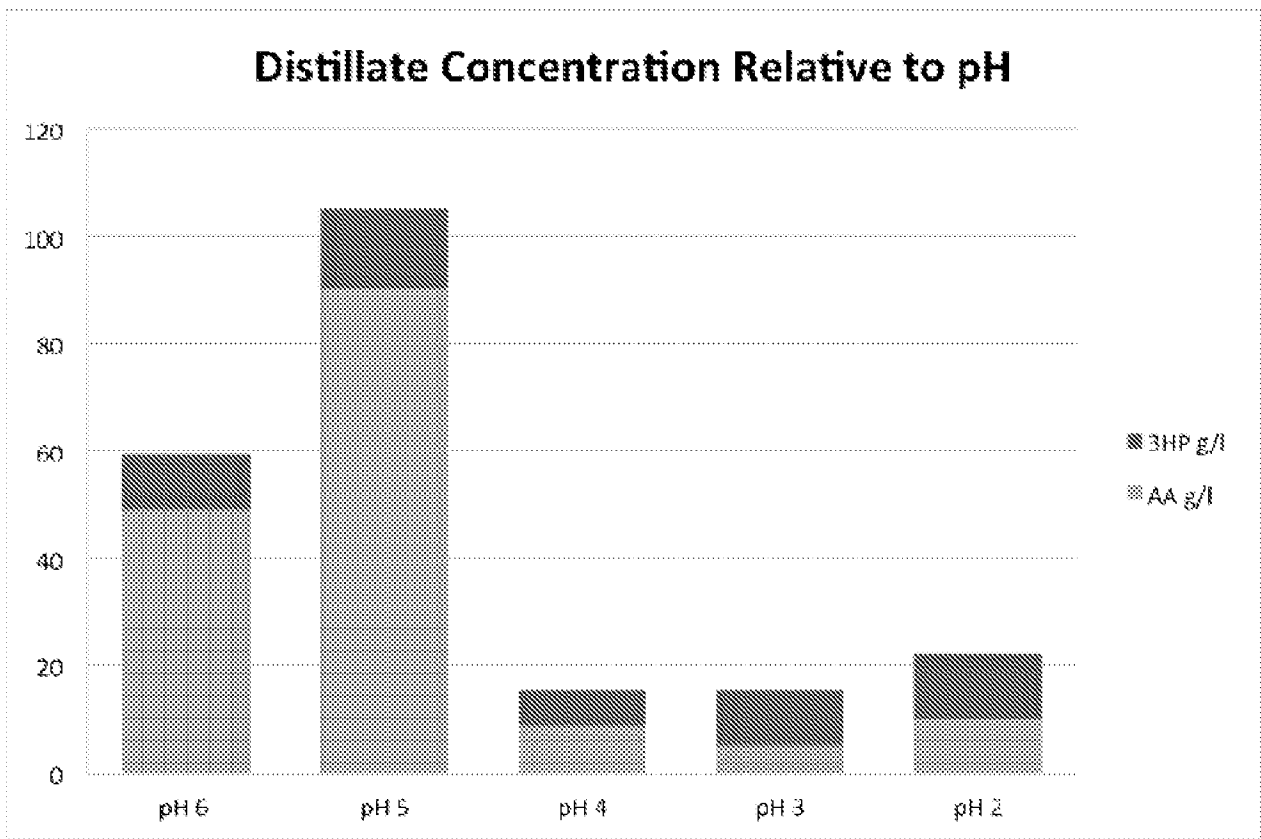
5 / 22

Fig. 5



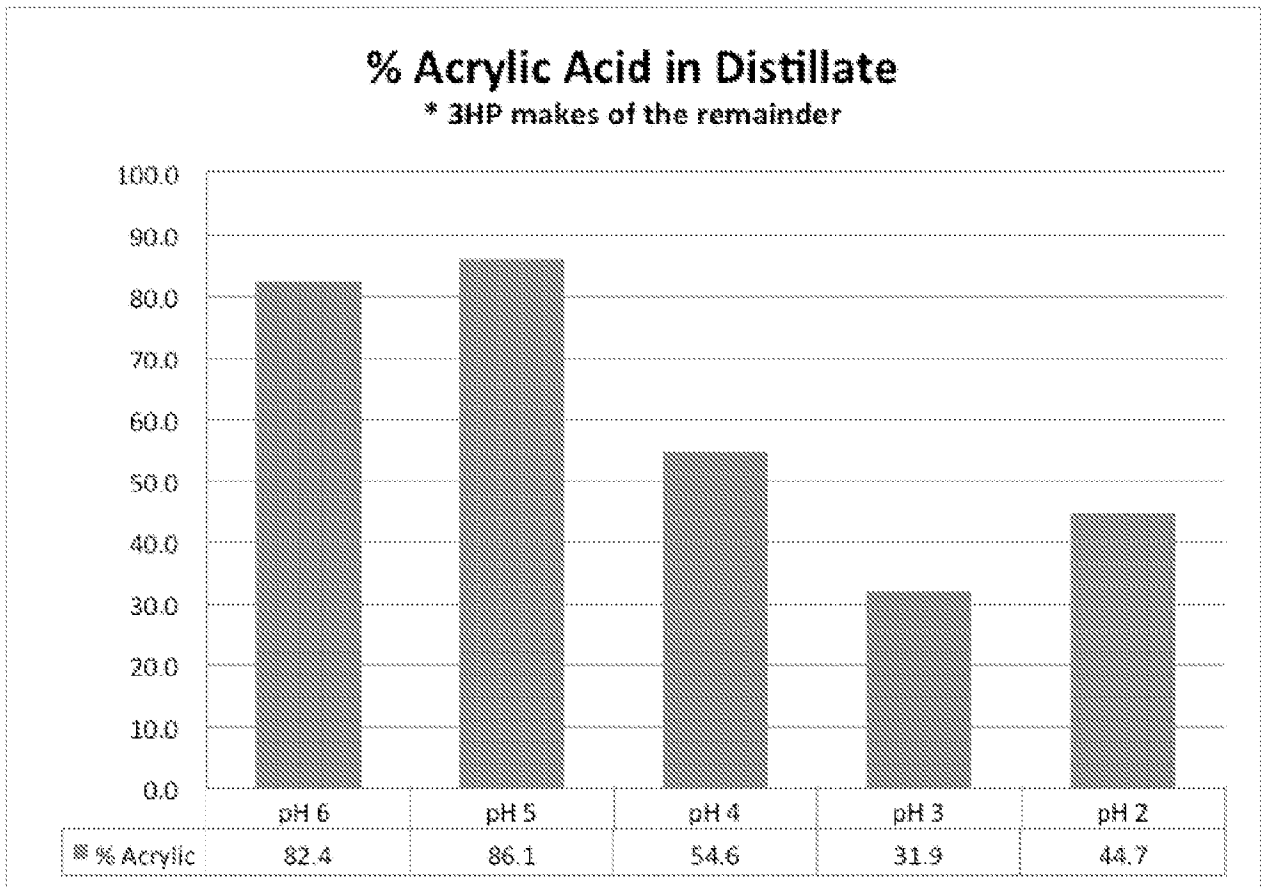
6 / 22

Fig. 6



7 / 22

Fig. 7



8 / 22

Fig. 8A

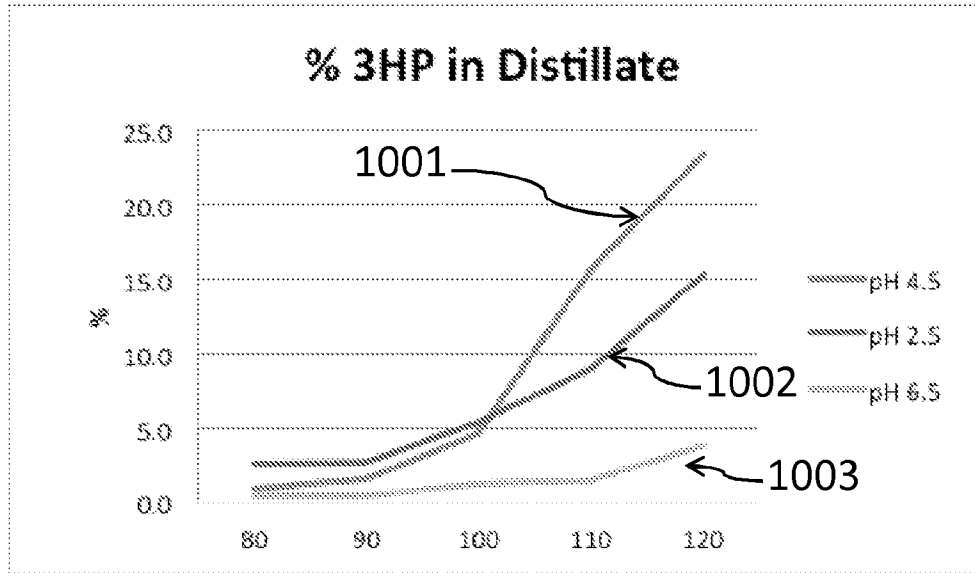
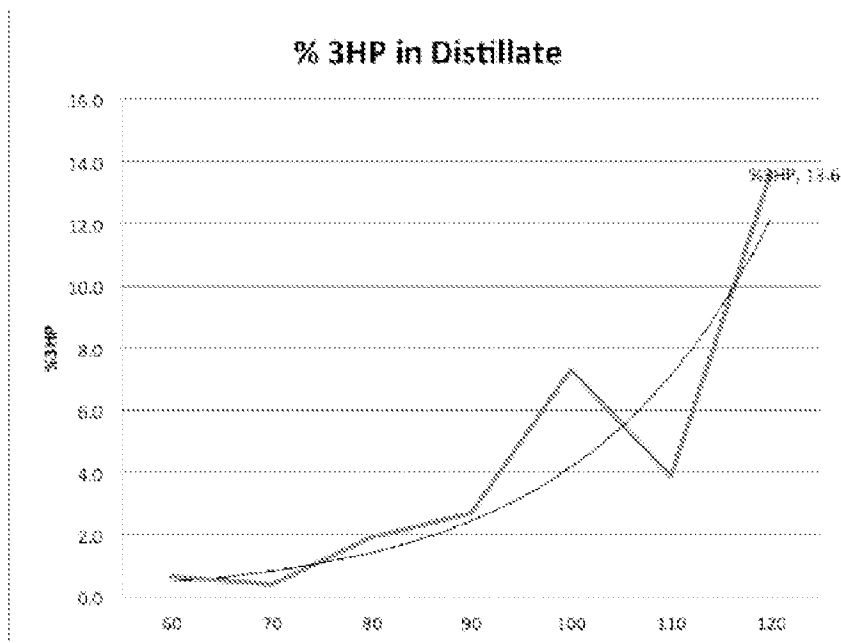
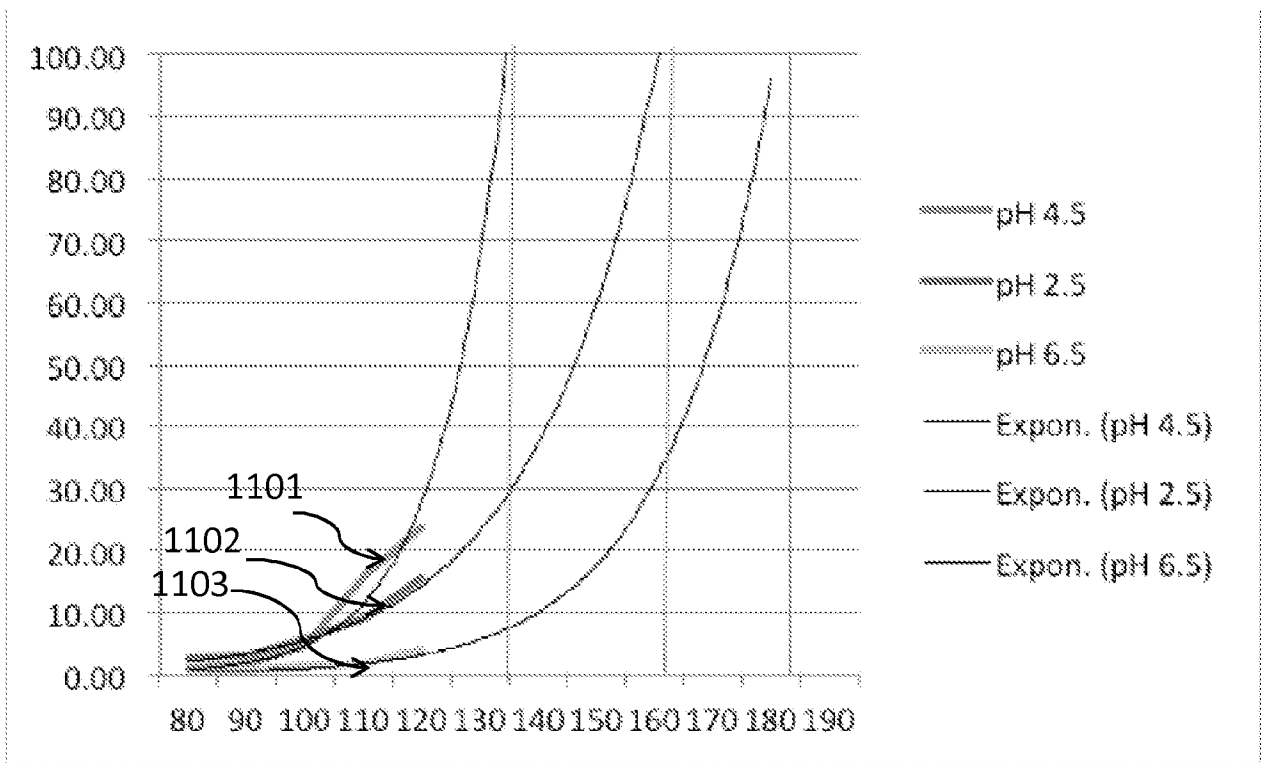


Fig. 8B



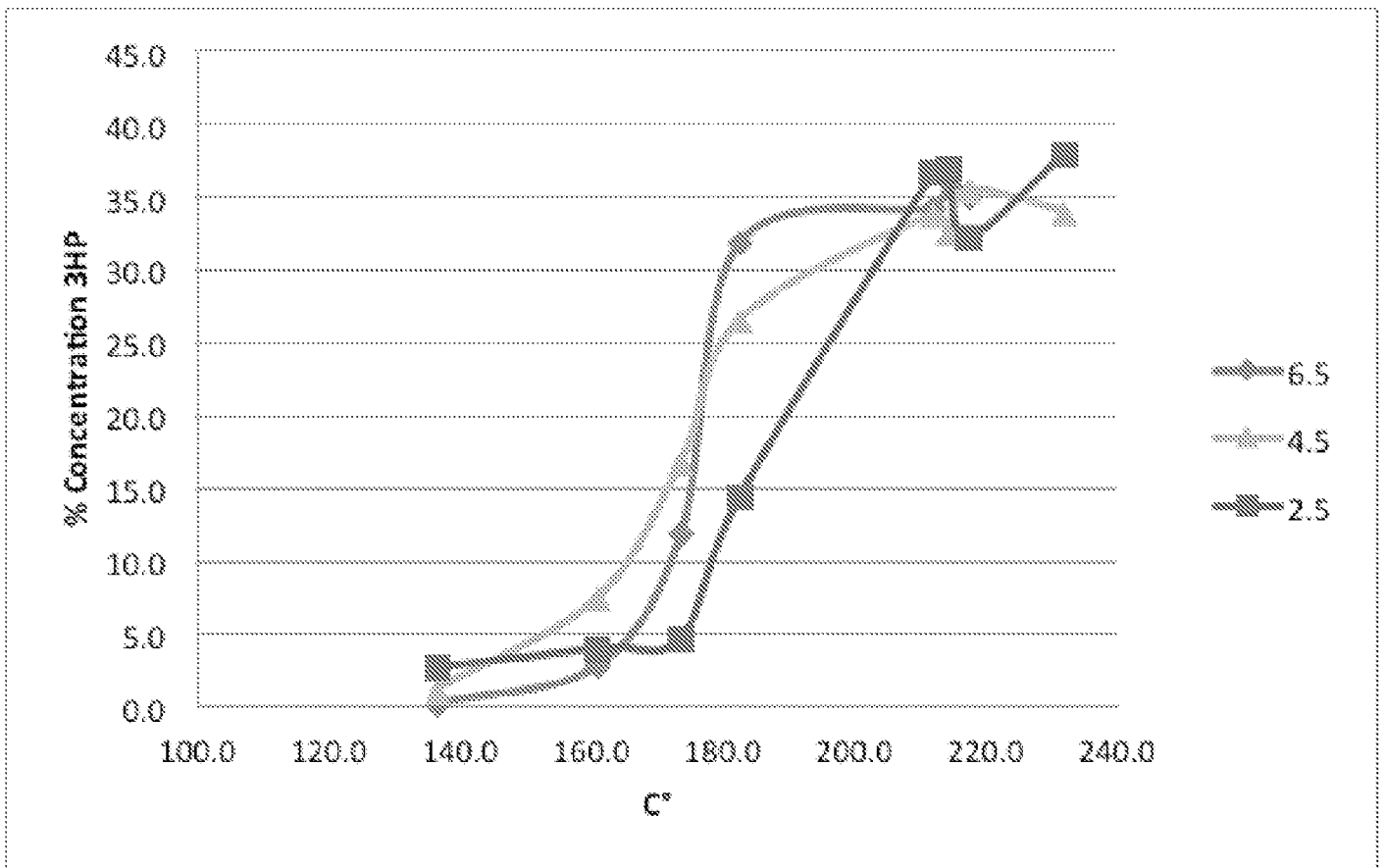
9 / 22

Fig. 9



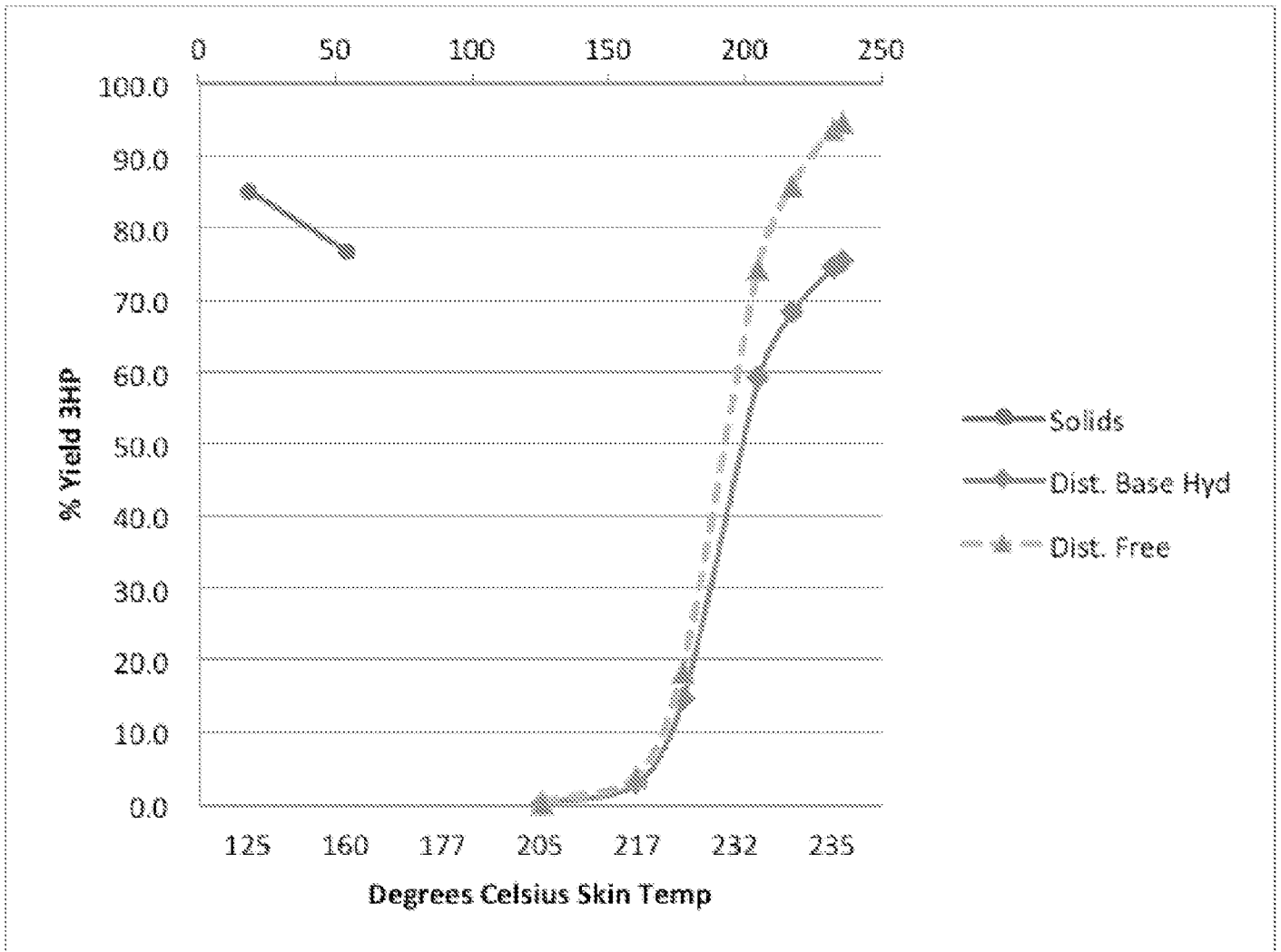
10 / 22

Fig. 10



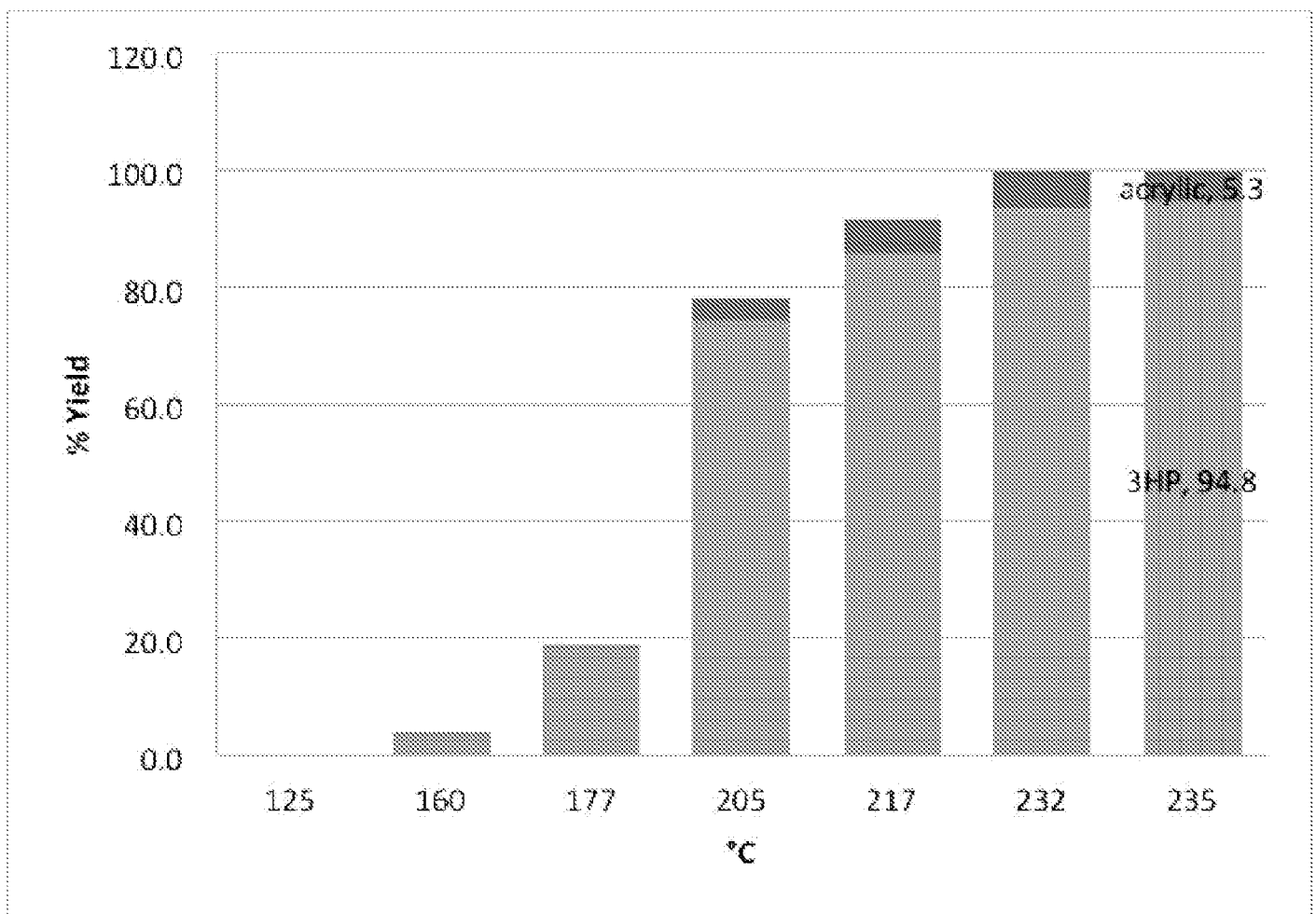
11 / 22

Fig. 11



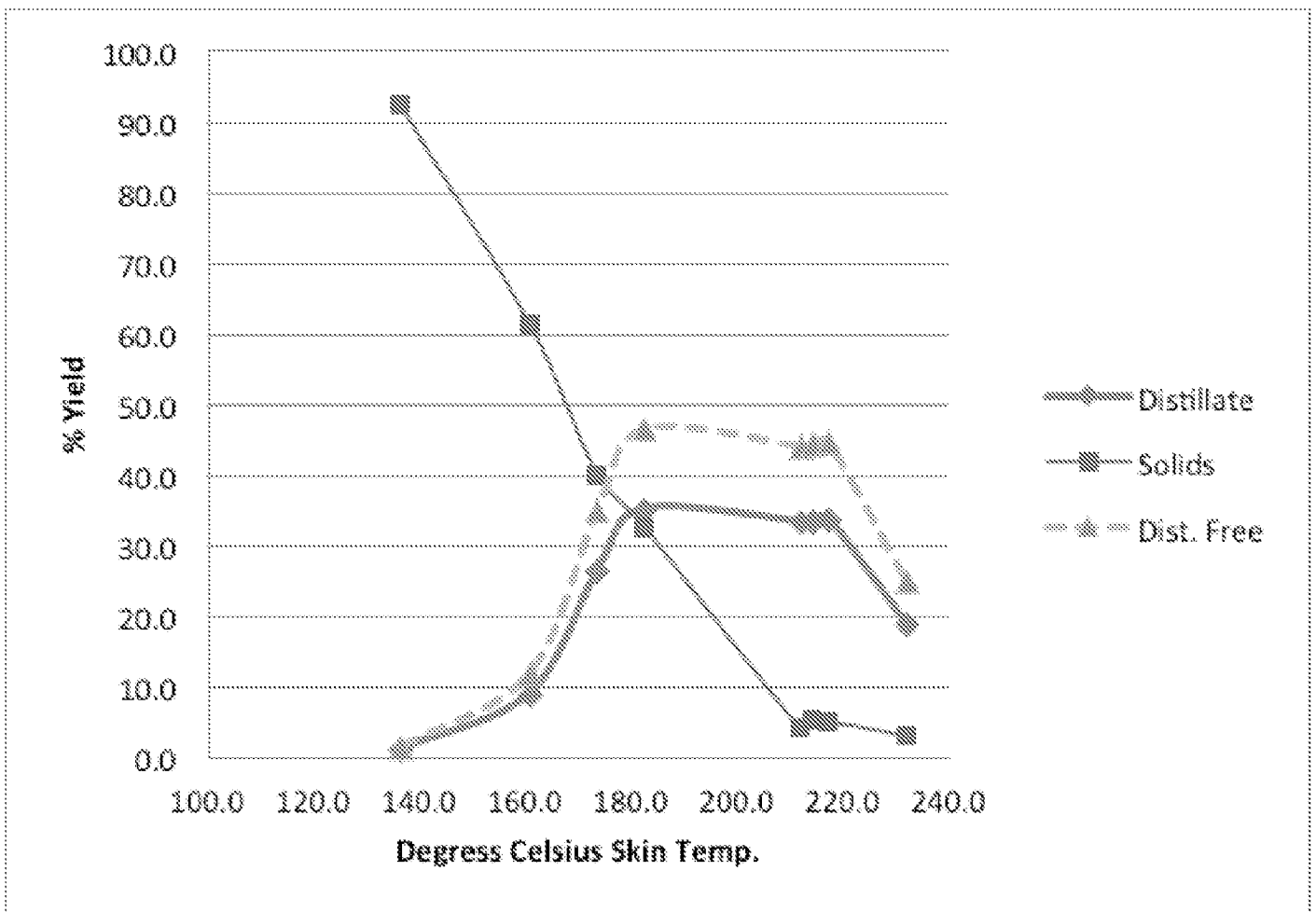
12 / 22

Fig. 12



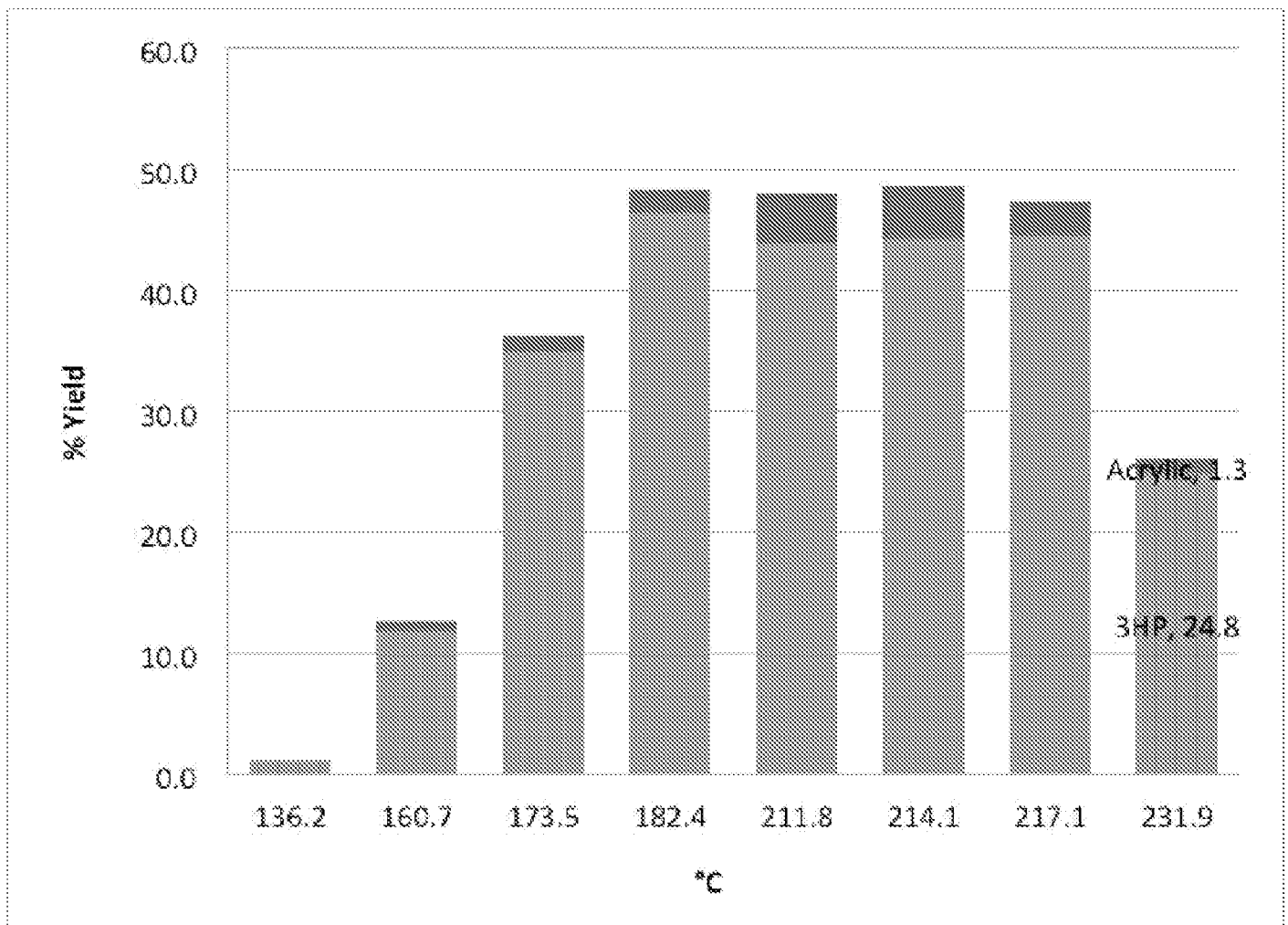
13 / 22

Fig. 13



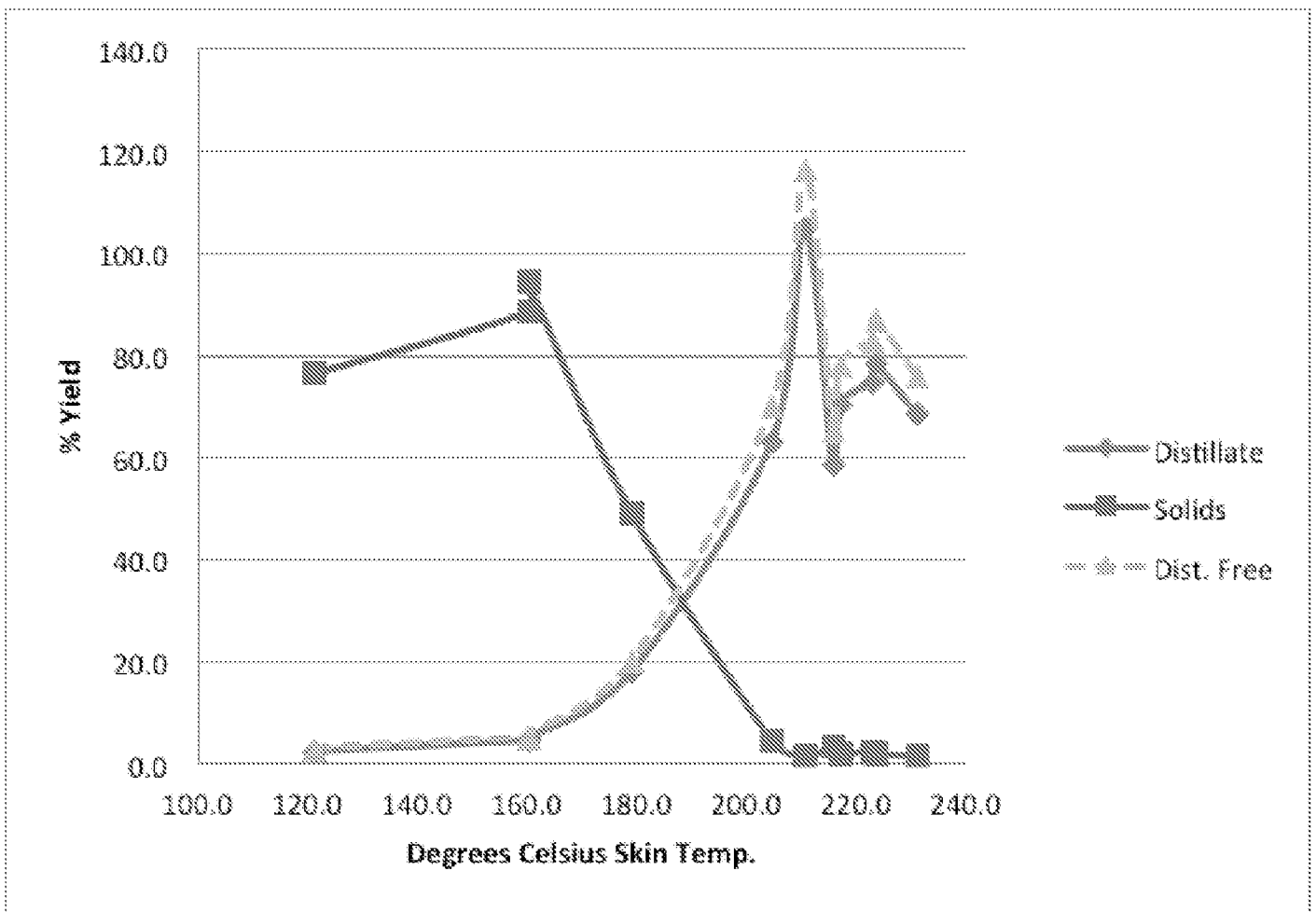
14 / 22

Fig. 14



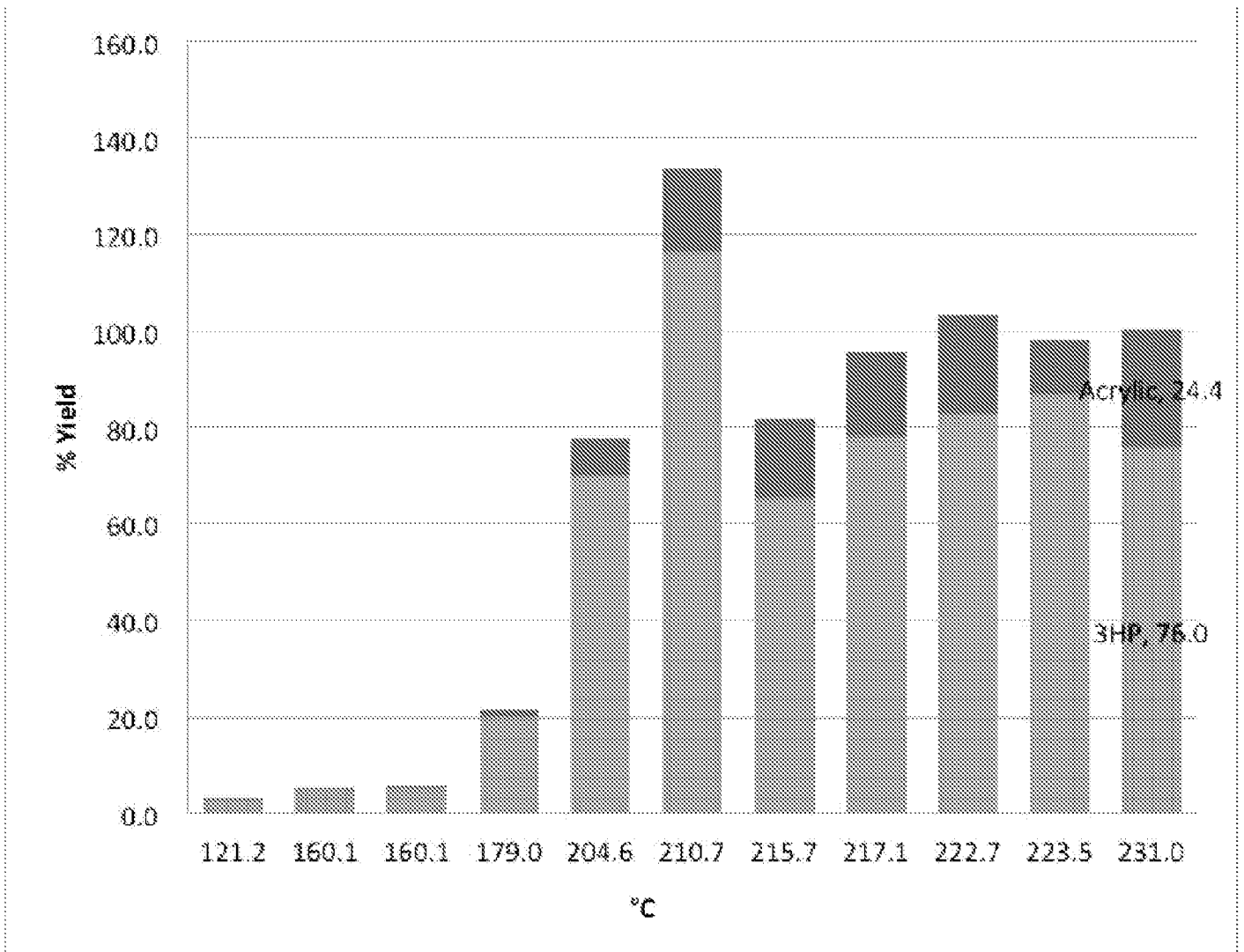
15 / 22

Fig. 15



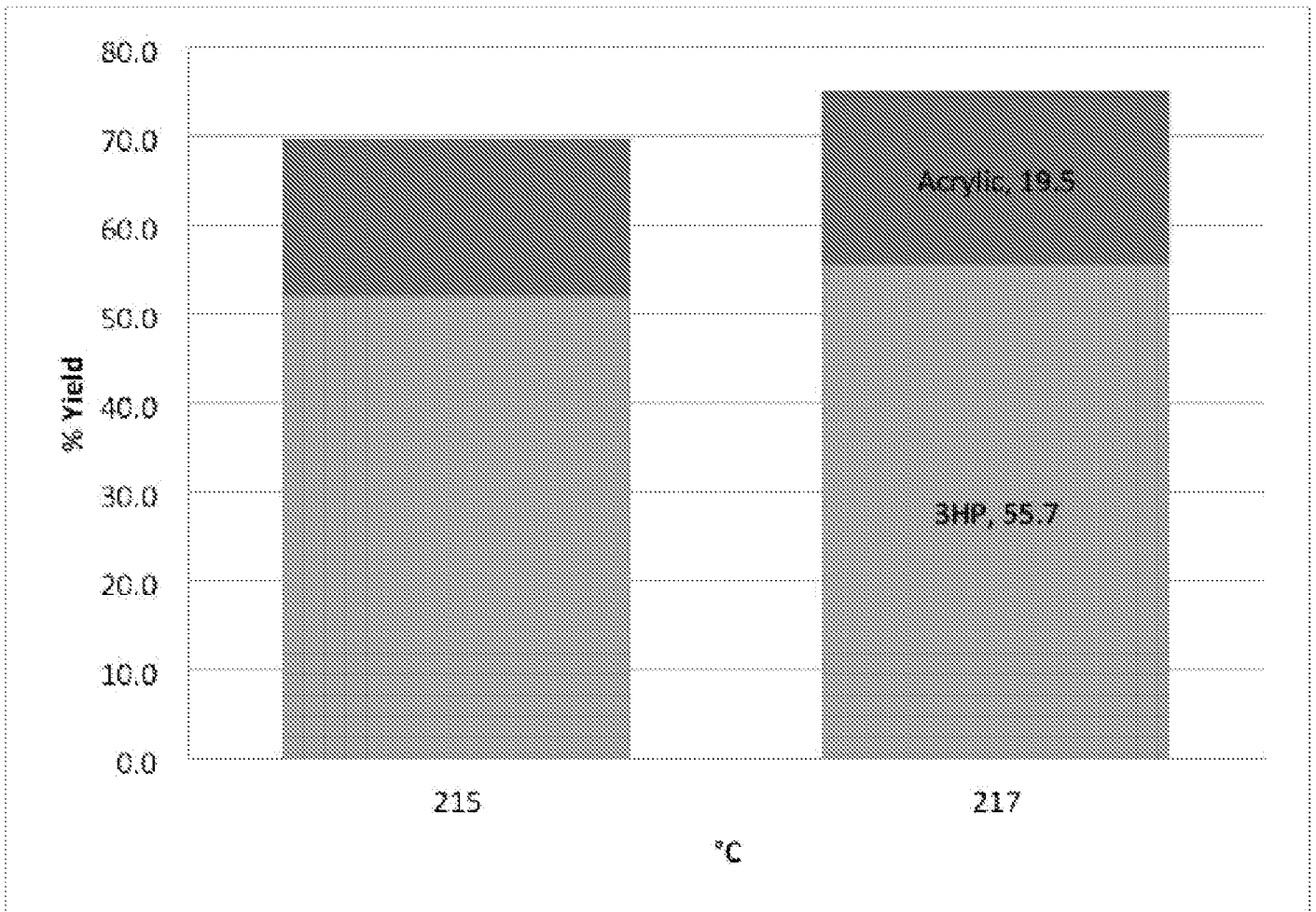
16 / 22

Fig. 16



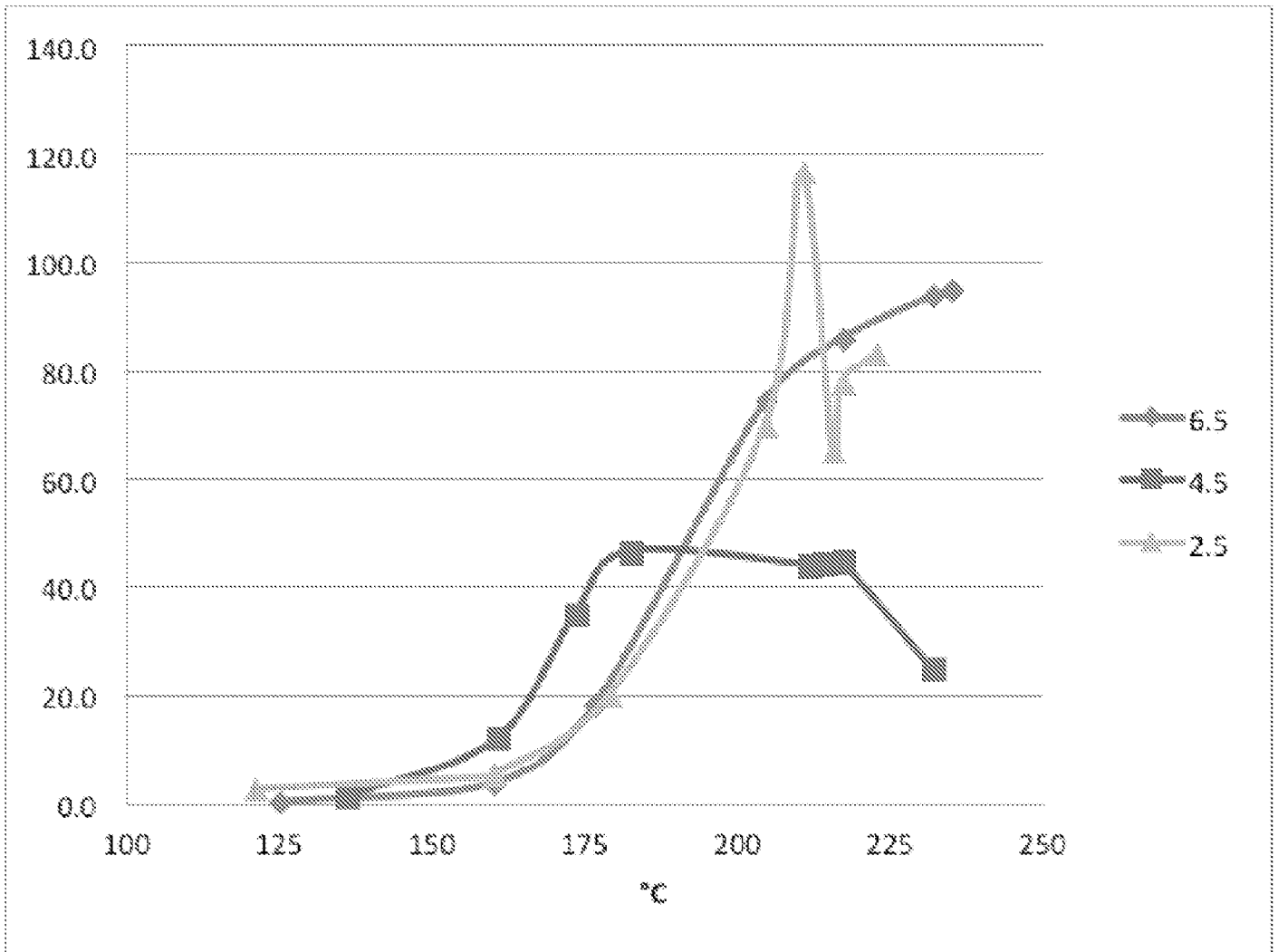
17 / 22

Fig. 17



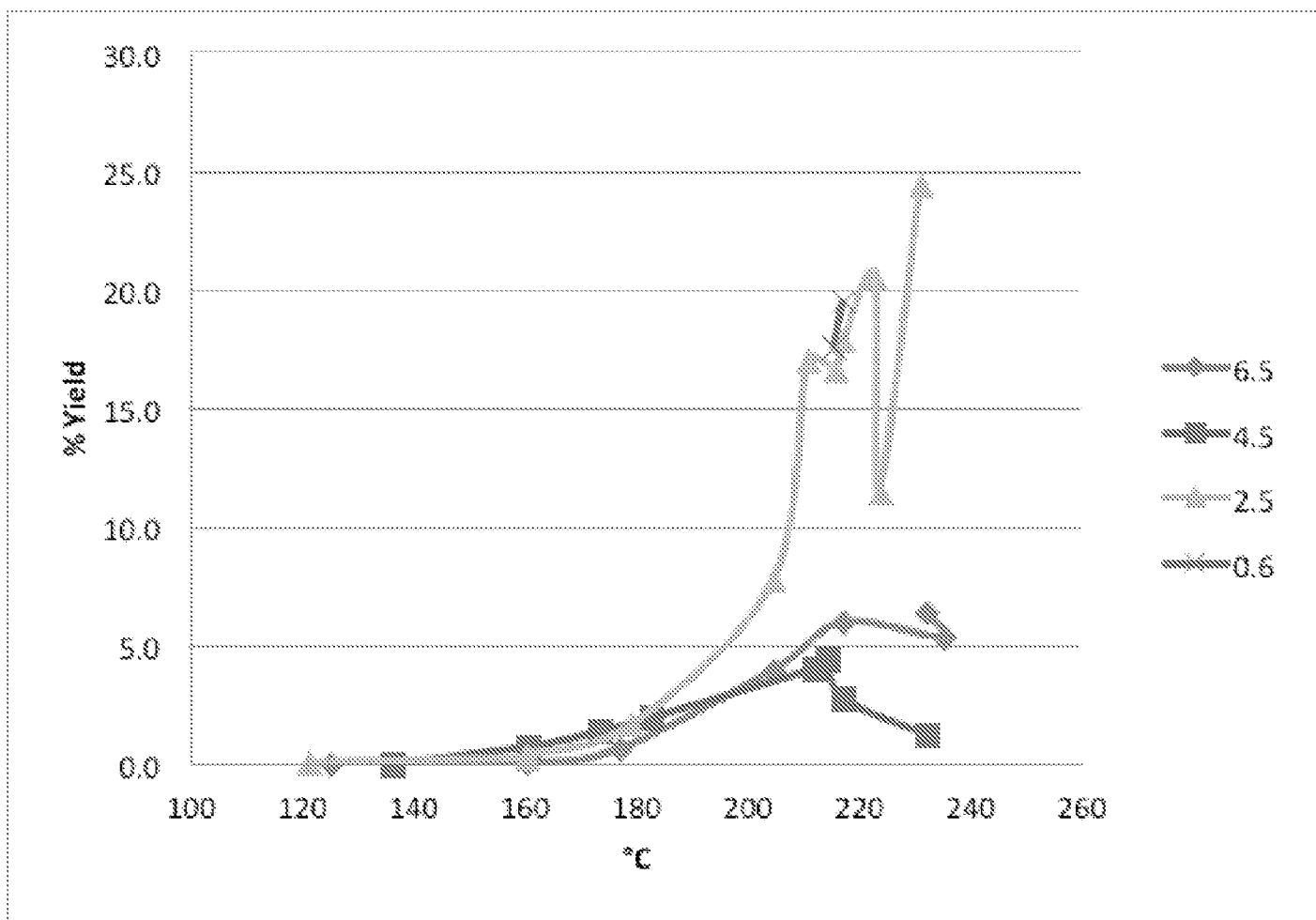
18 / 22

Fig. 18



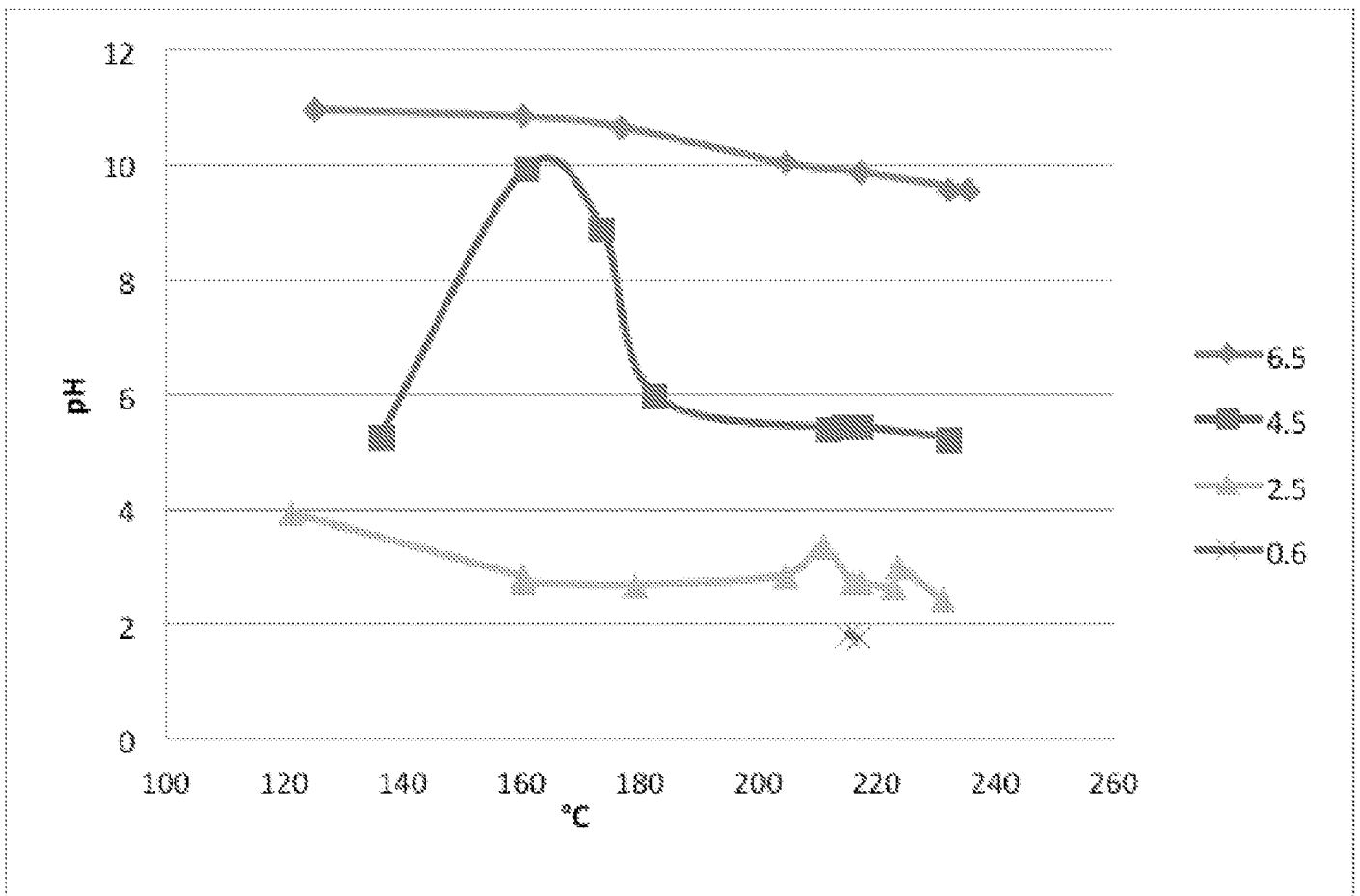
19 / 22

Fig. 19



20 / 22

Fig. 20



21 / 22

Fig. 21

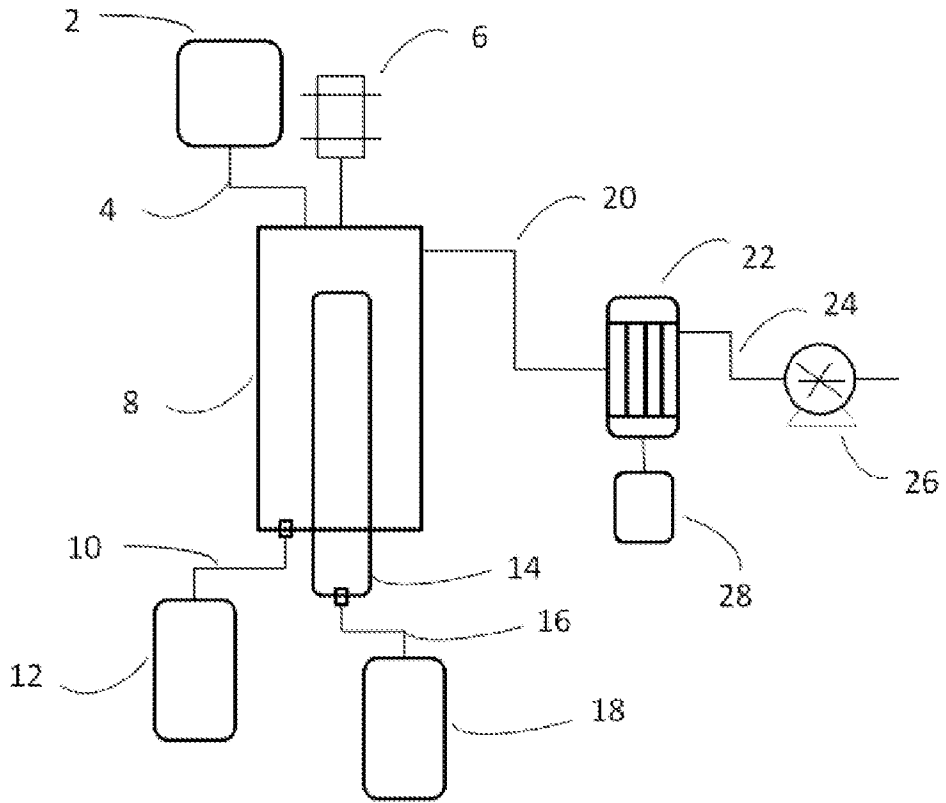
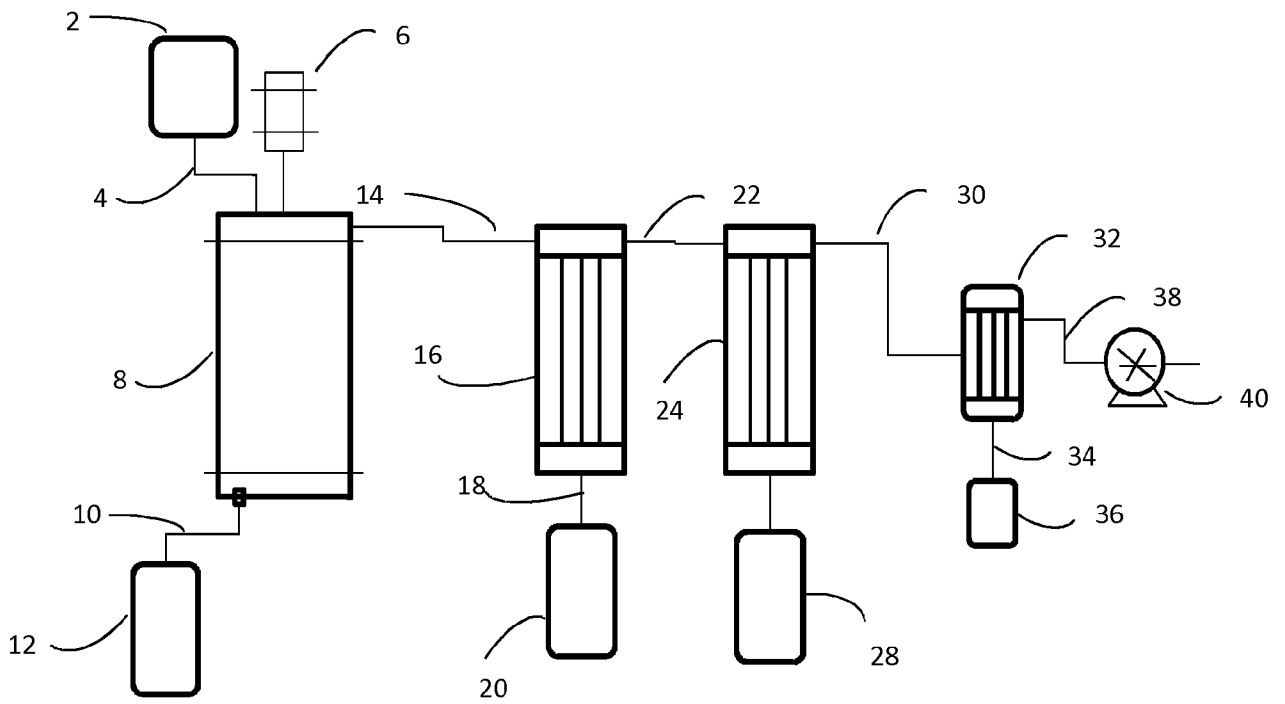


Fig. 22



A. CLASSIFICATION OF SUBJECT MATTER**B01D 3/06(2006.01)i**

According to International Patent Classification (IPC) or to both national classification and IPC

B. FIELDS SEARCHED

Minimum documentation searched (classification system followed by classification symbols)

B01D 3/06; A61L 15/22; B01D 3/10; B01D 3/14; C07C 59/08; C07C 53/124; C12P 7/42; C12P 7/54; C07C 55/22; C07C 51/42

Documentation searched other than minimum documentation to the extent that such documents are included in the fields searched

Korean utility models and applications for utility models

Japanese utility models and applications for utility models

Electronic data base consulted during the international search (name of data base and, where practicable, search terms used)

eKOMPASS(KIPO internal) & Keywords:3-hydroxypropionic acid, 3-HP, purification, vaporization, flash evaporation, aqueous medium, downstream chemical, consumer product

C. DOCUMENTS CONSIDERED TO BE RELEVANT

Category*	Citation of document, with indication, where appropriate, of the relevant passages	Relevant to claim No.
X	US 2005-0272135 A1 (DATTA, R. et al.) 08 December 2005 See abstract; claims 1, 3; and paragraph [0006].	36-38
A		1-35, 39-88
X	US 2010-0099910 A1 (MENG, X. S. et al.) 22 April 2010 See abstract; and paragraphs [0023]-[0025].	39-52
A		1-38, 53-88
A	US 2011-0089016 A1 (WINKELAAR, H. M. et al.) 21 April 2011 See abstract; claims 1, 5-7, 11, 12; and paragraphs [0002], [0003].	1-88
A	US 2011-0125118 A1 (LYNCH, M. D.) 26 May 2011 See abstract; and paragraphs [0040], [0041], [0162]-[0182].	1-88
A	US 6489508 B1 (VAN GANSBEGHE, F. et al.) 03 December 2002 See abstract; and columns 3-5.	1-88
A	US 5274073 A (GRUBER, P. R. et al.) 28 December 1993 See abstract; and claims 1, 7, 15.	1-88

 Further documents are listed in the continuation of Box C. See patent family annex.

* Special categories of cited documents:

"A" document defining the general state of the art which is not considered to be of particular relevance

"E" earlier application or patent but published on or after the international filing date

"L" document which may throw doubts on priority claim(s) or which is cited to establish the publication date of another citation or other special reason (as specified)

"O" document referring to an oral disclosure, use, exhibition or other means

"P" document published prior to the international filing date but later than the priority date claimed

"T" later document published after the international filing date or priority date and not in conflict with the application but cited to understand the principle or theory underlying the invention

"X" document of particular relevance; the claimed invention cannot be considered novel or cannot be considered to involve an inventive step when the document is taken alone

"Y" document of particular relevance; the claimed invention cannot be considered to involve an inventive step when the document is combined with one or more other such documents, such combination being obvious to a person skilled in the art

"&" document member of the same patent family

Date of the actual completion of the international search

12 August 2014 (12.08.2014)

Date of mailing of the international search report

12 August 2014 (12.08.2014)

Name and mailing address of the ISA/KR

International Application Division
Korean Intellectual Property Office
189 Cheongsu-ro, Seo-gu, Daejeon Metropolitan City, 302-701,
Republic of Korea

Facsimile No. +82-42-472-7140

Authorized officer

LEE, Chang Ho

Telephone No. +82-42-481-8398



INTERNATIONAL SEARCH REPORT

Information on patent family members

International application No.

PCT/US2014/029767

Patent document cited in search report	Publication date	Patent family member(s)	Publication date
US 2005-0272135 A1	08/12/2005	None	
US 2010-0099910 A1	22/04/2010	WO 2008-042958 A2 WO 2008-042958 A3	10/04/2008 07/08/2008
US 2011-0089016 A1	21/04/2011	AT 299487 T AU 2001-25573 A1 AU 2557301 A BR 0015808 A BR 0015808 B1 BR PI0015808 E2 CN 1191225 C0 CN 1399623 A0 DE 60021279 D1 DE 60021279 T2 EP 1232137 A1 EP 1232137 B1 ES 2244494 T3 JP 05065561 B2 JP 2003-514885 A NL 1013682 C2 US 2008-0257710 A1 US 2008-0308402 A1 US 7410556 B1 US 7875153 B2 US 7879197 B2 US 8192589 B2 WO 01-38283 A1	15/07/2005 04/06/2001 04/06/2001 06/08/2002 03/05/2011 25/02/2014 02/03/2005 26/02/2003 18/08/2005 18/05/2006 21/08/2002 13/07/2005 16/12/2005 07/11/2012 22/04/2003 30/05/2001 23/10/2008 18/12/2008 12/08/2008 25/01/2011 01/02/2011 05/06/2012 31/05/2001
US 2011-0125118 A1	26/05/2011	CA 2781400 A1 CA 2781443 A1 EP 2501819 A2 EP 2501820 A1 US 2011-0124063 A1 WO 2011-063304 A1 WO 2011-063363 A2 WO 2011-063363 A3	26/05/2011 26/05/2011 26/09/2012 26/09/2012 26/05/2011 26/05/2011 26/05/2011 25/08/2011
US 6489508 B1	03/12/2002	AT 246166 T AU 1998-76323 B2 AU 737545 B2 AU 7632398 A BE 1011197 A3 BR 9809965 A BR 9809965 B1 CA 2301066 A1 CA 2301066 C CZ 295759 B6 CZ 9904352 A3	15/08/2003 23/08/2001 23/08/2001 21/12/1998 01/06/1999 01/08/2000 18/11/2008 10/12/1998 25/09/2007 12/10/2005 17/05/2000

INTERNATIONAL SEARCH REPORT

Information on patent family members

International application No.

PCT/US2014/029767

Patent document cited in search report	Publication date	Patent family member(s)	Publication date
		DE 69816815 D1	04/09/2003
		DE 69816815 T2	15/04/2004
		DE 69816815 T3	31/05/2007
		DK 0986532 T3	24/11/2003
		DK 0986532 T4	26/02/2007
		EP 0986532 A1	22/03/2000
		EP 0986532 B1	30/07/2003
		EP 0986532 B2	25/10/2006
		ES 2203959 T3	16/04/2004
		ES 2203959 T5	16/05/2007
		HU 0004235 A2	28/04/2001
		HU 0004235 A3	28/08/2003
		HU 227442 B1	28/06/2011
		IL 132598 A	01/06/2004
		IL 132598 D0	19/03/2001
		JP 03782465 B2	07/06/2006
		JP 2001-506274 A	15/05/2001
		KR 10-0387909 B1	18/06/2003
		KR 10-2001-0013394 A	26/02/2001
		NO 309083 B1	11/12/2000
		NO 995999 A	07/02/2000
		NO 995999 D0	06/12/1999
		NZ 501465 A	25/08/2000
		PL 193667 B1	30/03/2007
		PL 337447 A1	14/08/2000
		PT 986532 E	31/12/2003
		PT 986532 T	31/12/2003
		SK 166499 A3	12/06/2000
		SK 285911 B6	04/10/2007
		WO 98-55442 A1	10/12/1998
US 5274073 A	28/12/1993	US 5142023 A	25/08/1992
		US 5357035 A	18/10/1994