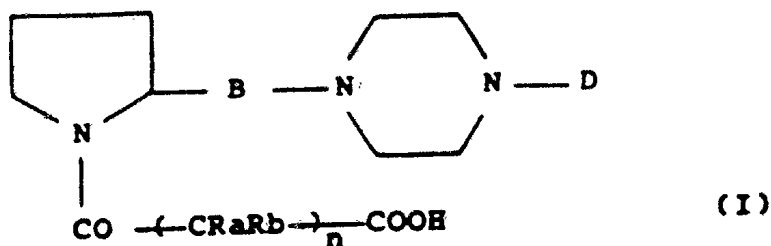




AU9349518

(12) PATENT ABRIDGMENT (11) Document No. AU-B-49518/93
 (19) AUSTRALIAN PATENT OFFICE (10) Acceptance No. 680626

- (54) Title
 1,4-DISUBSTITUTED PIPERAZINES USEFUL IN THE THERAPY OF THE ASTHMA AND OF THE INFLAMMATION OF THE RESPIRATORY TRACT
- (51)⁵ International Patent Classification(s)
 C07D 207/08 A61K 031/50 C07D 207/09
 C07D 207/16 C07D 401/12 C07D 403/12 A61K 031/505
- (21) Application No. : 49518/93 (22) Application Date : 24.08.93
- (87) PCT Publication Number : WO94/07856
- (30) Priority Data
- (31) Number (32) Date (33) Country
 MI92A2263 30.09.92 IT ITALY
- (43) Publication Date : 26.04.94
- (44) Publication Date of Accepted Application : 07.08.97
- (71) Applicant(s)
 BOEHRINGER MANNHEIM ITALIA S.P.A.
- (72) Inventor(s)
 GIORGIO LONG; SILVANO SPINELLI; ANTONELLA ROZZI; SIMONETTA D'ALO'; LICIA GALLICO
- (74) Attorney or Agent
 LORD & COMPANY, 4 Douro Place, WEST PERTH WA 6005
- (56) Prior Art Documents
 AU 14475/92 C07D 401/12
- (57) Claim
1. Compounds of general formula (I)



the single enantiomeric and diastereomeric forms thereof, the mixtures thereof and the salts thereof with pharmaceutically acceptable acids and bases, wherein:

B is a -CO-, -CH₂OCO-, -CH₂OCS-, -CH₂NHCO-, -CH₂NHCS-group;

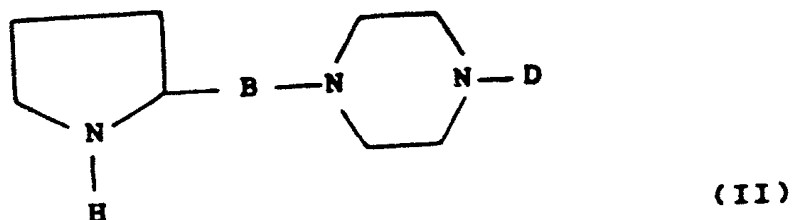
D is a 5-6 membered heterocycle with 1-3 nitrogen atoms optionally substituted with 1 or 2 amino, mono-C₁-C₆-alkylamino, mono-C₃-C₇-alkenyl- or mono-C₃-C₇-

allynylamino, di- C_1-C_6 -alkylamino, (C_1-C_6) alkyl(C_3-C_7)alkenylamino, piperidin-1-yl, morpholin-4-yl, pyrrolidin-1-yl groups;

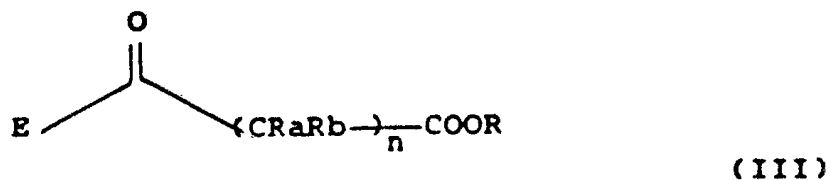
Ra and Rb are hydrogen, C_1-C_3 alkyl or, taken together with the carbon atom they are linked to, they form a C_3-C_6 -cycloalkyl group;

n is an integer from 1 to 4.

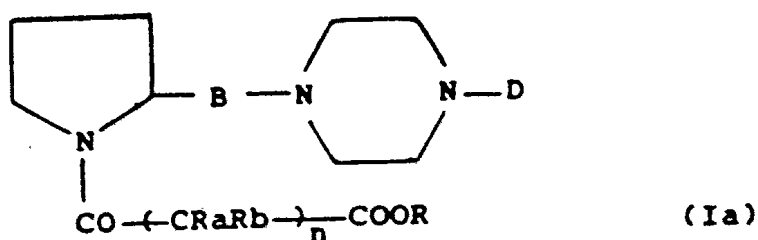
4. A process for the preparation of the compounds of claims 1-3, characterized in that a compound of formula (II)



wherein B and D are as defined above, is reacted with a compound of formula (III)



wherein Ra, Rb and n have the above described meanings; R is a C_1-C_6 -alkyl, benzyl, allyl group or any other group which can easily be removed; E is halogen (chlorine, bromine), N-imidazolyl, OH, O-hydroxysuccinimidyl or, taken together with the carbonyl group, it forms a mixed anhydride with a carboxylic or sulfonic acid, to give compounds of formula (Ia)



which are transformed into the compounds of formula (I) by means of transformation of the -COOR group into a -COOH group.

8. Pharmaceutical compositions containing a compound of claims 1-4 as the active ingredient together with a suitable pharmaceutical carrier.
9. The use of the compounds of claims 1 - 4 as therapeutical agents in the treatment of inflammatory and obstructive disorders of the respiratory tract.
10. The use of the compounds of claims 1 - 4 as therapeutical agents in the treatment of asthma, bronchial hyper reactivity and inflammatory phlogsis.
11. A method for the treatment of a disorder as herein defined wherein there is administered, to a subject in need of such treatment a medicament containing the compounds of claims 1 - 4 having anti-asthmatic and anti-inflammatory activities on the respiratory tract.



INTERNATIONAL APPLICATION PUBLISHED UNDER THE PATENT COOPERATION TREATY (PCT)

(51) International Patent Classification⁵ :
C07D 207/08, 207/09, 207/16
C07D 401/12, 403/12
A61K 31/50, 31/505, 31/53
A61K 31/40

A1

(11) International Publication Number:

WO 94/07856

(43) International Publication Date:

14 April 1994 (14.04.94)

(21) International Application Number: PCT/EP93/02264

(22) International Filing Date: 24 August 1993 (24.08.93)

(30) Priority data:

M 92A002263 30 September 1992 (30.09.92) IT

(71) Applicant (for all designated States except US): BOEHRINGER MANNHEIM ITALIA S.P.A. [IT/IT]; Via S. Uguzzone, 5, I-20126 Milano (IT).

(72) Inventors; and

(75) Inventors/Applicants (for US only): LONG, Giorgio [IT/IT]; SPINELLI, Silvano [IT/IT]; ROZZI, Antonella [IT/IT]; D'ALO', Simonetta [IT/IT]; GALLICO, Licia [IT/IT]; Via S. Uguzzone, 5, I-20126 Milano (IT).

(74) Agent: MINOJA, Fabrizio; Studio Consulenza Brevettuale, Via Rossini, 8, I-20122 Milano (IT).

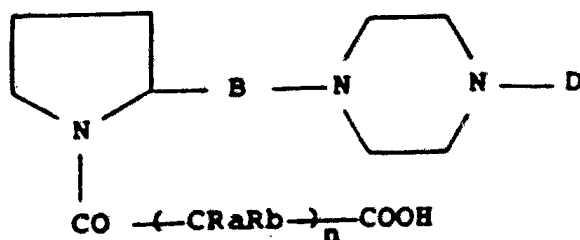
(81) Designated States: AT, AU, BB, BG, BR, CA, CH, CZ, DE, DK, ES, FI, GB, HU, JP, KP, KR, KZ, LK, LU, MG, MN, MW, NL, NO, NZ, PL, PT, RO, RU, SD, SE, SK, UA, US, VN, European patent (AT, BE, CH, DE, DK, ES, FR, GB, GR, IE, IT, LU, MC, NL, PT, SE), OAPI patent (BF, BJ, CF, CG, CI, CM, GA, GN, ML, MR, NE, SN, TD, TG).

Published

With international search report.

680626

(54) Title: 1,4-DISUBSTITUTED PIPERAZINES USEFUL IN THE THERAPY OF THE ASTHMA AND OF THE INFLAMMATION OF THE RESPIRATORY TRACT



(I)

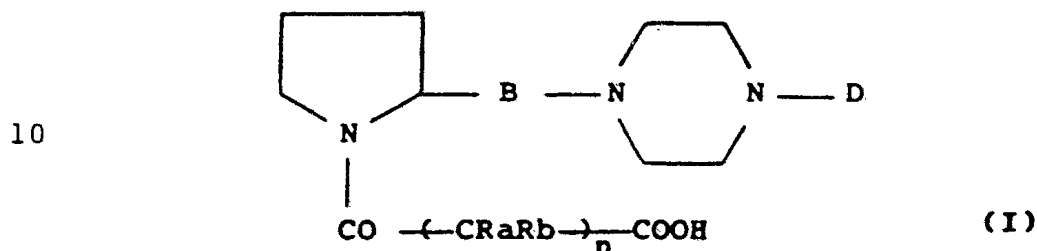
(57) Abstract

Compounds of general formula (I), wherein Ra, Rb, B and D have the meanings reported in the disclosure; processes for the preparation thereof. The compounds of the invention have antiasthmatic and antiinflammatory activities on the respiratory tract.

1,4-DISUBSTITUTED PIPERAZINES USEFUL IN THE THERAPY OF THE ASTHMA AND OF THE INFLAMMATION OF THE RESPIRATORY TRACT

The present invention relates to heterocyclic amines, a process for the preparation thereof and pharmaceutical compositions containing them.

More particularly, the invention relates to
5 compounds of formula (I):



the single enantiomeric and diastereomeric forms
15 thereof, the mixtures thereof and the salts thereof with pharmaceutically acceptable acids and bases, wherein:

B is a $-CO-$, $-CH_2OCO-$, $-CH_2OCS-$, $-CH_2NHCO-$, $-CH_2NHCS-$ group;

20 D is a 5-6 membered heterocycle with 1-3 nitrogen atoms optionally substituted with 1 or 2 amino, mono- C_1-C_6 -alkylamino, mono- C_3-C_7 -alkenyl- or mono- C_3-C_7 -alkynylamino, di- C_1-C_6 -alkylamino, (C_1-C_6) alkyl(C_3-C_7)alkenylamino, piperidin-1-yl, morpholin-4-yl,
25 pyrrolidin-1-yl groups;

Ra and Rb are hydrogen, C_1-C_3 alkyl or, taken together with the carbon atom they are linked to, they form a C_3-C_6 -cycloalkyl group;

n is an integer from 1 to 4.

Examples of C_1 - C_3 or C_1 - C_6 -alkyl groups are methyl, ethyl, n-propyl, isopropyl, n-butyl, t-butyl, n-pentyl, n-hexyl.

5 Examples of 5- or 6-membered heterocyclic groups with 1-3 nitrogen atoms, optionally substituted with 1-2 amino groups, are: [2,6-bis(diethylamino)-4-pyrimidinyl], [2,6-bis(allylamino)-4-pyrimidinyl], [2,6-bis(amino)-4-pyrimidinyl], [2,6-bis(pyrrolidin-1-yl)-4-pyrimidinyl], [4,6-bis(allylamino)-1,3,5-triazin-2-yl], [4,6-bis(diethylamino)-1,3,5-triazin-2-yl], [4,6-bis(pyrrolidin-1-yl)-1,3,5-triazin-2-yl], [3,6-bis(diethylamino)pyridin-2-yl], [3,6-bis(pyrrolidin-1-yl)pyridin-2-yl], [3,6-bis(allylamino)pyridin-2-yl], [3,6-bis(propargylamino)pyridin-2-yl], [3,6-bis(N-ethyl-N-allylamino)pyridin-2-yl], [3-ethylaminopyridin-2-yl].

Examples of mono- C_1 - C_6 -alkylamino groups are methylamino, ethylamino, propylamino, isopropylamino, n-butylamino, t-butylamino.

20 Examples of mono- C_3 - C_6 -alkenyl- or mono-alkynylamino groups are allylamino, propargylamino.

Examples of di- C_1 - C_6 -alkylamino groups are dimethylamino, diethylamino, methylethylamino, methylpropylamino, methylisopropylamino, diisopropylamino, 25 methyl n-butylamino.

Examples of (C_1 - C_6)alkyl-(C_3 - C_7)alkenylamino groups are methylallylamino, ethylallylamino, propylallylamino, isopropylallylamino.

30 Ra and Rb are preferably hydrogen, methyl, ethyl or, if taken together with the carbon atom they are linked to, are a cyclopropyl, cyclopentyl or cyclohexyl

group.

Particularly preferred compounds (I) are those in which B is a -CO- or -CH₂OCO- group; D is an heterocycle selected from the group consisting of [2,6-bis(pyrrolidin-1-yl)-4-pyrimidinyl], [4,6-bis(pyrrolidin-1-yl)-1,3,5-triazin-2-yl], [3,6-bis(diethylamino)-pyridin-2-yl] and [3-ethylaminopyridin-2-yl]; Ra, which is the same as Rb, is hydrogen or methyl and n is 1.

The acid and basic groups can be salified respectively with pharmaceutically acceptable bases and acids. The non toxic salts thus obtained fall within the scope of the invention, as well as the single enantiomers, diastereomers, diastereomeric mixtures and racemates of the compounds of formula (I). Compounds (I) can be salified with both inorganic and organic acids which are pharmaceutically acceptable, such as hydrochloric, hydrobromic, hydroiodic, phosphoric, metaphosphoric, nitric or sulfuric, acetic, ossalic, tartaric, citric, benzoic, glycolic, gluconic, glucuronic, succinic, maleic, fumaric acids, etc.. The carboxy group can be salified with bases of various nature, with the only proviso that the salts are pharmaceutically acceptable. Examples of said salts comprise those with: ammonium, sodium, potassium, calcium, magnesium, aluminium, iron, zinc, copper, or salts with pharmaceutically acceptable organic bases such as arginine, lysine, histidine, methylamine, ethylamine, dimethylamine, dibenzylamine, morpholine, phenylglycin and D-glucosamine.

Prolinamides with piperazinquinazoline are described to be ACE-inhibitors (Sankyo Co., JP 82

91,987; C.A., 97:198218w, 1982). N-Carbamoyl-prolinamides with N-methylpiperazine are known to be filaricidal (Indian J. Chem., Sect. B, 1987, 26B(8), 748-751).

5 The compounds of the invention showed useful pharmacological properties, particularly as far as the treatment of bronchial hyper-reactivity is concerned.

 Bronchial hyper-reactivity is a clinical symptom of asthma and it is believed to be a direct consequence
10 of an abnormal and latent contractility and sensitivity of the bronchial mucosa.

 Bronchial hyper-reactivity can cause acute crisis of asthma after physical practice, and/or after exposure to external stimuli such as the inhalation of
15 fog, pollutants, allergens and autacoids.

 The bronchial hyper-reactivity conditions may be simulated by an experimental model consisting in the PAF infusion (500 µg/l) in male guinea-pigs weighing 400-450 g, kept under forced ventilation under urethane
20 and pancuronium bromide anaesthesia.

 PAF, which is one of the most important mediators involved in the inflammatory process of the airways, after infusion for 1 hour, causes an hyperreactivity reaction (bronchocostriction) to specific and different
25 substances.

 The activity of the compounds of the invention, in the considered pharmacological model, is shown by the prevention of the PAF-induced hyper-reactivity, measured as increase of the pulmonary insufflatory pressure (measured according to the modified procedure
30 of Konzett and Rossler, Naun. Schmied. Arch. Exper.

Pathol. Pharmacol. 191, 71, 1970).

The compounds of the invention, which are administered 10 minutes before the PAF administration in dosages which vary between 2 and 50 ug/kg, demonstrate a protective action which lasts at least 4-6 hours and results in a reduction of the PAF-induced hyperreactivity. Such pharmacological effects are dose related.

Surprisingly, it has been found that the compounds of the present invention show improved pharmacological activity when compared with their corresponding ester compounds disclosed in the prior art. The presence of the carboxylic residue in the side chain linked to the proline nitrogen results in a dramatic improvement of the pharmacological activity of the compounds of the present invention. Table A demonstrates the unexpected advantage of the presently claimed compounds (acid derivatives) compared to the prior art compounds (corresponding ester derivatives). The activity of the compounds was tested using PAF-induced hyperreactivity and Late Phase Reaction (LPR). The test of the Late Phase Reaction (LPR) consists of counting the number of inflammatory cells (neutrophils and eosinophils) after broncho alveolar lavage (BAL) made 72 hours after the exposure of ovalbumin sensitised guinea pigs to ovalbumin challenge by aerosol according to the procedure described in Hutson, P.A et al, Am. Rev. Respir. Dis. 137, 548 (1988). The pharmacological data shows that the compounds of the present invention (acid derivatives) are more active than their corresponding esters as anti inflammatory agents.

From what has been shown above it is clear that the compounds of the invention can be used in human therapy in the treatment of asthmatic and obstructive conditions of the respiratory tract, in the treatment of inflammatory phlogosis. For the intended

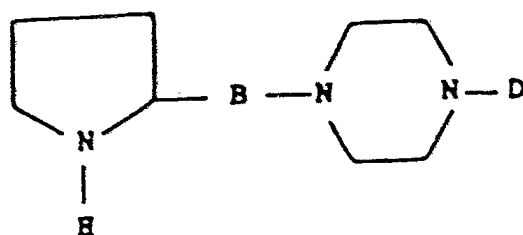


therapeutic uses, the compounds of the invention will be administered in the form of pharmaceutical compositions which can be prepared with conventional excipients and techniques such as, for example, those described in Remington's Pharmaceutical Sciences Handbook, Mack Pub. Co., N.Y., USA, 17th ed., 1985 adapted for administration by

5 intramuscular, intravenous, oral, aerosol and rectal routes.

The daily dose will depend on several factors such as the gravity of the pathology and the condition of the patient: it will normally consist of 1 to 50 mg of a compound of formula (I) for a patient weighing 70 kg, one or more times a day.

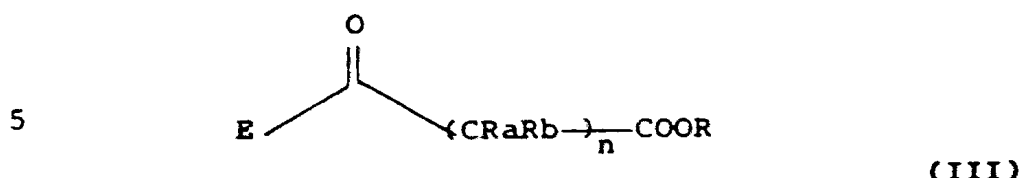
The compounds of formula (I) are prepared by reacting a compound formula (II)



(II)



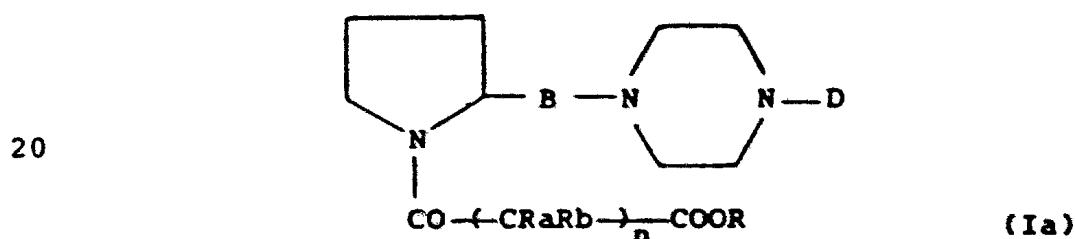
wherein B and D are as above defined, with a compound of formula (III)



wherein Ra, Rb and n have the above described meanings; R is a C₁-C₆-alkyl, benzyl, allyl group or any other group which can easily be removed; E is halogen (chlorine, bromine), N-imidazolyl, OH, O-hydroxysuccinimidyl or, taken together with the carbonyl group, it forms a mixed anhydride with a carboxylic or sulfonic acid (for example, trifluoromethanesulfonic acid), to give compounds of formula (Ia)

10

15



Compounds of formula (Ia) can be transformed into the compounds of formula (I) by means of conventional reactions such as:

25

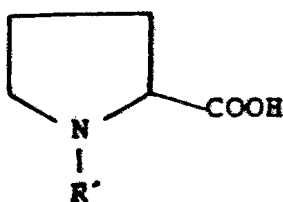
- a) when R is C₁-C₆-alkyl, hydrolysis with mineral bases such as sodium, potassium, lithium hydroxides at various concentrations and in various solvents (such as methanol, ethanol, dimethylformamide);
- 30
- b) when R is allyl or benzyl, catalytic hydrogenation

with various catalysts (such as palladium on charcoal in various concentrations, nikel-Raney, palladium tetrakis(triphenylphosphine), and the like) and in various solvents (such as methanol, ethanol, toluene, methylene chloride) or by means of hydrogen transfer procedures, such as those with ammonium formate, cyclohexene or sodium hypophosphite in the presence of palladium on charcoal in solvents such as water, lower alcohols or mixtures thereof.

The reaction of compound (II) with compound (III) is usually carried out in an inert solvent and in the presence of a suitable base. In case E-CO- is a carboxy group (E-OH), the reaction is carried out in an inert solvent and in the presence of condensing agents such as carbodiimides, isonitriles, and the like.

The preparation of the compounds of formula (II) is carried out starting from an acid of formula (IV)

20

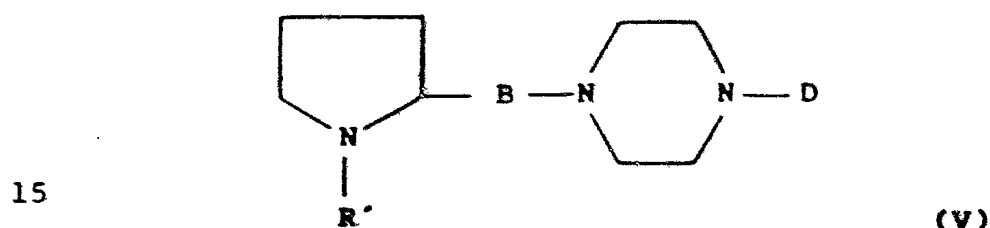


(IV)

wherein R' is a suitable protecting group which can be removed compatibly with the reactions described below and with the functional groups present in the molecule. Convenient protecting groups of formula R' can be: tert-butoxycarbonyl, methoxycarbonyl, 9-fluorenoxycarbonyl, 2,2,2-trichloroethoxycarbonyl, allyloxycarbonyl, benzyloxycarbonyl. Compounds of formula (IV)

are commercially available or they can be prepared from proline by means of conventional and widely known reactions, which are reported in literature. If said compounds are not commercially available as the enantiomerically pure forms thereof, they can be resolved with conventional methods such as salification with optically active bases and separation of the diastereomeric salts.

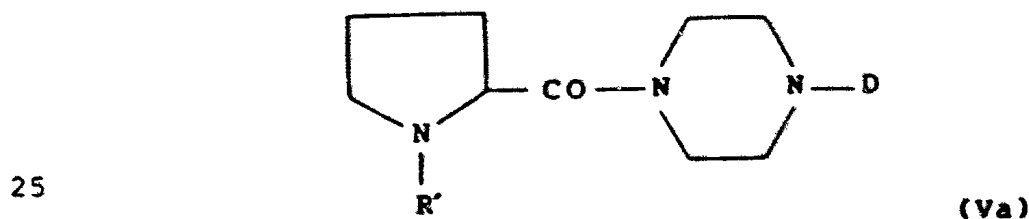
The transformation of the products of formula (IV) in those of formula (V)



wherein R' has the above defined meanings, can be effected with conventional reactions.

Particularly:

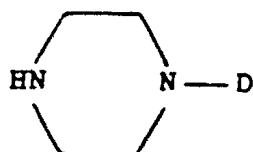
20 a) the synthesis of compounds of formula (Va):



starting from compounds of formula (IV), can be carried out by transformation of the carboxy group into a succinimido ester, acid chloride, mixed anhydride, imidazolidine or other reactive derivatives of the carboxy group and condensation thereof with an amine of

formula (VI)

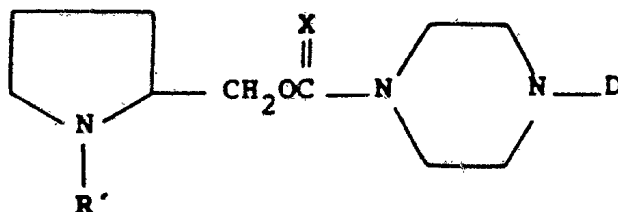
5



(VI)

b) the synthesis of compounds of formula (Vb):

10

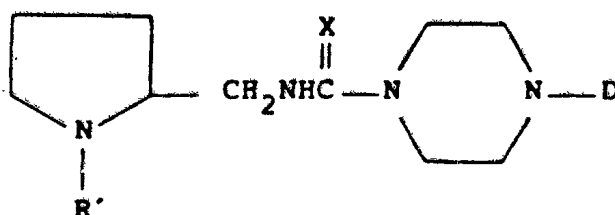


(Vb)

in which X = O or S, starting from compounds of formula (IV), can be performed by reduction of the carboxy group or of a corresponding mixed anhydride or a carboxy ester derivative thereof to primary alcohol (CH₂OH), which can be converted into a carbamate or thiocarbamate by reaction with carbonyldiimidazole or thiocarbonyldiimidazole and subsequently with an amine of formula (VI). The reduction of the carboxy group of proline or of a mixed anhydride thereof to alcohol can conveniently be carried out with reducing agents such as diborane or a borohydride of an alkali or alkaline-earth metal;

c) the synthesis of compounds of formula (Vc):

30



(Vc)

in which X = O or S, can be carried out by conversion of the alcohols, obtained as described in point b), into the corresponding amines according to the Mitsunobu's reaction using di-tert-butylimino dicarboxylate as a nucleophilic agent and subsequent deprotection of the amino group with gas hydrochloric acid or with trifluoroacetic acid. The resulting amines can be converted into the corresponding ureas or thioureas by reaction with carbonyl- or thiocarbonyldiimidazole respectively and, subsequently, with an amine of formula (VI).

The transformation of compounds of formula (V) into compounds of formula (II) can be performed by conventional removing methods which are specific and selective for the used protecting group and particularly, in the case of BOC-derivatives, with trifluoroacetic acid or trimethylsilyl iodide.

Compounds of formula (III) are obtained according to conventional processes reported in literature.

The following examples and preparations further illustrate the invention. The concentrations are expressed as % in w/v. The described compounds should be considered as racemic mixtures, if not otherwise stated by means of the symbols (+) and (-). The malonic acid monoalkyl- or monobenzyl esters and the acyl chlorides thereof are known in literature or anyhow they can be prepared according to conventional methods which are widely reported in literature.

EXAMPLE 1

A solution containing 2.5 g of BOC-L-proline in anhydrous THF (10 ml) is added, at a temperature of

0°C, under inert gas atmosphere and with stirring, with 2.9 g of N-hydroxysuccinimide dissolved in 10 ml of THF. Said solution is added dropwise with a solution of 2.1 ml of morpholinoethylisonitrile in 5 ml of THF and stirring is continued at room temperature for 2 hours; the reaction mixture is acidified with 1N hydrochloric acid to acid pH (litmus paper) and is extracted with ethyl acetate (3x10 ml). The combined organic extracts are concentrated under vacuum to crystallize the BOC-L-proline succinimido ester, which is separated by filtration, to obtain 2.6 g, m.p. 128-130 °C. 1 g of the BOC-L-proline succinimido ester is dissolved in acetonitrile (7 ml), at room temperature and under inert gas atmosphere, then, under stirring, 0.97 g of N-[4,6-bis(pyrrolidin-1-yl)-1,3,5-triazin-2-yl]piperazine dissolved in acetonitrile (5 ml) are added. After 5 hours the reaction mixture is concentrated under vacuum to small volume, then it is added with a sodium bicarbonate saturated solution to slightly basic pH. The mixture is extracted with ethyl acetate (3x10 ml), then the combined extracts are concentrated to small volume under vacuum. By addition of ethyl ether, 1.5 g of (-)-N-[(pyrrolidin-1-tertbutoxycarbonyl-2-yl)carbonyl]-N'-[4,6-bis(pyrrolidin-1-yl)-1,3,5-triazin-2-yl]-piperazine precipitate, m.p. 148 °C after recrystallization from diisopropyl ether, $[\alpha]_D^{25} = -20.25^\circ$ (c=2.01 in EtOH).

EXAMPLE 2

By reacting a solution of the BOC-proline N-hydroxysuccinimido ester in acetonitrile with a suitable N-substituted piperazine, according to the

procedure described in example 1, the following N,N'-disubstituted piperazines are obtained :

- N'-[(pyrrolidin-1-tertbutoxycarbonyl-2-yl)carbonyl]-N-[2,6-bis(diethylamino)pyrimidin-4-yl]piperazine,
- 5 N'-[(pyrrolidin-1-tertbutoxycarbonyl-2-yl)carbonyl]-N-[2,6-bis(allylamino)pyrimidin-4-yl]piperazine,
- (-)-N'-[(pyrrolidin-1-tertbutoxycarbonyl-2-yl)carbonyl]-N-[2,6-bis(pyrrolidin-1-yl)pyrimidin-4-yl]piperazine, m.p. 168-170°C, $[\alpha]_D = -20.7^\circ$ (c=2 in EtOH),
- 10 (+)-N'-[(pyrrolidin-1-tertbutoxycarbonyl-2-yl)carbonyl]-N-[2,6-bis(pyrrolidin-1-yl)pyrimidin-4-yl]piperazine, $[\alpha]_D = +20.2^\circ$ (c=2.03 in EtOH),
- N'-[(pyrrolidin-1-tertbutoxycarbonyl-2-yl)carbonyl]-N-[2,6-bis(pyrrolidin-1-yl)pyrimidin-4-yl]piperazine,
- 15 m.p. 125°C,
- N'-[(pyrrolidin-1-tertbutoxycarbonyl-2-yl)carbonyl]-N-[4,6-bis(allylamino)-1,3,5-triazin-2-yl]piperazine,
- N'-[(pyrrolidin-1-tertbutoxycarbonyl-2-yl)carbonyl]-N-[4,6-bis(diethylamino)-1,3,5-triazin-2-yl]piperazine,
- 20 (-)-N'-[(pyrrolidin-1-tertbutoxycarbonyl-2-yl)carbonyl]-N-[3,6-bis(diethylamino)pyridin-2-yl]piperazine, $[\alpha]_D = -19.3^\circ$ (c=2.07 in EtOH),
- (+)-N'-[(pyrrolidin-1-tertbutoxycarbonyl-2-yl)carbonyl]-N-[3,6-bis(diethylamino)pyridin-2-yl]piperazine,
- 25 $[\alpha]_D = +19.8^\circ$ (c=2.01 in EtOH),
- N'-[(pyrrolidin-1-tertbutoxycarbonyl-2-yl)carbonyl]-N-[3,6-bis(pyrrolidin-1-yl)pyridin-2-yl]piperazine,
- N'-[(pyrrolidin-1-tertbutoxycarbonyl-2-yl)carbonyl]-N-[3,6-bis(allylamino)pyridin-2-yl]piperazine,
- 30 N'-[(pyrrolidin-1-tertbutoxycarbonyl-2-yl)carbonyl]-N-[3,6-bis(N-ethyl-N-allylamino)pyridin-2-yl]piperazine,

N'-[(pyrrolidin-1-tertbutoxycarbonyl-2-yl)carbonyl]-N-[3-ethylaminopyridin-2-yl]piperazine.

EXAMPLE 3

2.54 ml of trifluoroacetic acid are added, under stirring and inert gas atmosphere, to a solution of 1.4 g of (-)-N'-[(pyrrolidin-1-tertbutoxycarbonyl-2-yl)carbonyl]-N-[4,6-bis(pyrrolidin-1-yl)-1,3,5-triazin-2-yl]piperazine in 10 ml of methylene chloride. After 3 hours at room temperature, the reaction mixture is added with 1N NaOH to basic pH, then it is extracted with methylene chloride and repeatedly washed with water. The combined organic extracts are dried over sodium sulfate and the solvent is evaporated off under reduced pressure. The crude product is crystallized from ethyl ether, to give 950 mg of (-)-N'-[(pyrrolidin-2-yl)carbonyl]-N-[4,6-bis(pyrrolidin-1-yl)-1,3,5-triazin-2-yl]piperazine, m.p. 143°C, $[\alpha]_D = -65.75^\circ$ (c=0.23 in EtOH).

EXAMPLE 4

By reacting the N,N'-disubstituted piperazine described in example 2 according to the procedure described in example 3, the following N'-substituted N-[(pyrrolidin-2-yl)carbonyl]piperazines are obtained:

N'-[(pyrrolidin-2-yl)carbonyl]-N-[2,6-bis(diethylamino)pyrimidin-4-yl]piperazine,

N'-[(pyrrolidin-2-yl)carbonyl]-N-[2,6-bis(allylamino)pyrimidin-4-yl]piperazine,

(-)-N'-[(pyrrolidin-2-yl)carbonyl]-N-[2,6-bis(pyrrolidin-1-yl)pyrimidin-4-yl]piperazine, m.p. 172-174°C, $[\alpha]_D = -56.6^\circ$ (c=1.88 in EtOH),

(+)-N'-[(pyrrolidin-2-yl)carbonyl]-N-[2,6-bis(pyrroli-

- din-1-yl)pyrimidin-4-yl]piperazine, m.p. 148-151°C,
 $[\alpha]_D = +53.5^\circ$ (c=2.02 in EtOH),
 N'-[(pyrrolidin-2-yl)carbonyl]-N-[2,6-bis(pyrrolidin-1-yl)pyrimidin-4-yl]piperazine, m.p. 137°C,
 5 N'-[(pyrrolidin-2-yl)carbonyl]-N-[4,6-bis(allylamino)-1,3,5-triazin-2-yl]piperazine,
 N'-[(pyrrolidin-2-yl)carbonyl]-N-[4,6-bis(diethylamino)-1,3,5-triazin-2-yl]piperazine,
 (-)-N'-[(pyrrolidin-2-yl)carbonyl]-N-[3,6-bis(diethyl-
 10 amino)pyridin-2-yl]piperazine, oil $[\alpha]_D = -43.3^\circ$ (c=2.56 in EtOH),
 (+)-N'-[(pyrrolidin-2-yl)carbonyl]-N-[3,6-bis(diethyl-
 amino)pyridin-2-yl]piperazine, $[\alpha]_D = +48.4^\circ$ (c=2.01 in EtOH),
 15 N'-[(pyrrolidin-2-yl)carbonyl]-N-[3,6-bis(pyrrolidin-1-yl)pyridin-2-yl]piperazine,
 N'-[(pyrrolidin-2-yl)carbonyl]-N-[3,6-bis(allylamino)-pyridin-2-yl]piperazine,
 N'-[(pyrrolidin-2-yl)carbonyl]-N-[3,6-bis(N-ethyl-N-
 20 allylamino)pyridin-2-yl]piperazine,
 N'-[(pyrrolidin-2-yl)carbonyl]-N-[3-ethylaminopyridin-2-yl]piperazine.

EXAMPLE 5

- 0.8 g of (-)-N'-[(pyrrolidin-2-yl)carbonyl]-N-
 25 [4,6-bis(pyrrolidin-1-yl)-1,3,5-triazin-2-yl]piperazine
 dissolved in 20 ml of acetonitrile are added, at 0°C
 and under stirring, with 0.22 g of potassium
 bicarbonate and with a solution of 0.28 ml of ethyl
 malonyl chloride in 5 ml of acetonitrile. After 4 hours
 30 at room temperature and under stirring, the reaction
 mixture is added with water (50 ml) and extracted

repeatedly with ethyl acetate (3x20 ml). The combined organic extracts are dried over sodium sulfate and solvent is evaporated off under reduced pressure. The residue (0.86 g) is purified by silica gel chromatography (eluent hexane/AcOEt 1:1) to give 0.6 g of (-)-N'-[(1-ethoxymalonylpyrrolidin-2-yl)carbonyl]-N-[4,6-bis(pyrrolidin-1-yl)-1,3,5-triazin-2-yl]piperazine, m.p. 115°C, $[\alpha]_D = -23.95^\circ$ (c=0.2 in EtOH).

EXAMPLE 6

According to the procedure described in example 5, starting from the N,N'-disubstituted piperazines described in example 4 and from the malonic acids monoester acid chlorides, optionally 2,2 disubstituted, the following piperazines are prepared:

N'-[(1-ethoxymalonylpyrrolidin-2-yl)carbonyl]-N-[2,6-bis(diethylamino)pyrimidin-4-yl]piperazine,
N'-[(1-ethoxymalonylpyrrolidin-2-yl)carbonyl]-N-[2,6-bis(allylamino)pyrimidin-4-yl]piperazine,
(-)-N'-[(1-ethoxymalonylpyrrolidin-2-yl)carbonyl]-N-[2,6-bis(pyrrolidin-1-yl)pyrimidin-4-yl]piperazine, m.p. 170-172°C, $[\alpha]_D = -26.5^\circ$ (c=2.19 in EtOH),
(+)-N'-[(1-ethoxymalonylpyrrolidin-2-yl)carbonyl]-N-[2,6-bis(pyrrolidin-1-yl)pyrimidin-4-yl]piperazine, m.p. 133-135°C, $[\alpha]_D = +26.5^\circ$ (c=2.14 in EtOH),
N'-[(1-ethoxymalonylpyrrolidin-2-yl)carbonyl]-N-[2,6-bis(pyrrolidin-1-yl)pyrimidin-4-yl]piperazine, m.p. 127-129°C,
N'-[(1-ethoxymalonylpyrrolidin-2-yl)carbonyl]-N-[4,6-bis(allylamino)-1,3,5-triazin-2-yl]piperazine,
N'-[(1-ethoxymalonylpyrrolidin-2-yl)carbonyl]-N-[4,6-bis(diethylamino)-1,3,5-triazin-2-yl]piperazine,

- (-)-N'-[(1-ethoxymalonylpyrrolidin-2-yl)carbonyl]-N-[3,6-bis(diethylamino)pyridin-2-yl]piperazine, m.p. hydrochloride 80-85°C, $[\alpha]_D = -20.6^\circ$ (free base, c=2.09 in EtOH),
- 5 (+)-N'-[(1-ethoxymalonylpyrrolidin-2-yl)carbonyl]-N-[3,6-bis(diethylamino)pyridin-2-yl]piperazine, $[\alpha]_D = +20.1^\circ$ (c=2.01 in EtOH),
N'-[(1-ethoxymalonylpyrrolidin-2-yl)carbonyl]-N-[3,6-bis(pyrrolidin-1-yl)pyridin-2-yl]piperazine,
- 10 N'-[(1-ethoxymalonylpyrrolidin-2-yl)carbonyl]-N-[3,6-bis(allylamino)pyridin-2-yl]piperazine,
N'-[(1-ethoxymalonylpyrrolidin-2-yl)carbonyl]-N-[3,6-bis(N-ethyl-N-allylamino)pyridin-2-yl]piperazine,
N'-[(1-ethoxymalonylpyrrolidin-2-yl)carbonyl]-N-[3-ethylaminopyridin-2-yl]piperazine,
- 15 N'-[(1-benzyloxymalonylpyrrolidin-2-yl)carbonyl]-N-[2,6-bis(diethylamino)pyrimidin-4-yl]piperazine,
N'-[(1-benzyloxymalonylpyrrolidin-2-yl)carbonyl]-N-[2,6-bis(allylamino)pyrimidin-4-yl]piperazine,
- 20 (-)-N'-[(1-benzyloxymalonylpyrrolidin-2-yl)carbonyl]-N-[2,6-bis(pyrrolidin-1-yl)pyrimidin-4-yl]piperazine, m.p. 144-145°C, $[\alpha]_D = -26.5^\circ$ (c=0.23 in EtOH),
N'-[(1-benzyloxymalonylpyrrolidin-2-yl)carbonyl]-N-[4,6-bis(allylamino)-1,3,5-triazin-2-yl]piperazine,
- 25 N'-[(1-benzyloxymalonylpyrrolidin-2-yl)carbonyl]-N-[4,6-bis(diethylamino)-1,3,5-triazin-2-yl]piperazine,
N'-[(1-benzyloxymalonylpyrrolidin-2-yl)carbonyl]-N-[4,6-bis(pyrrolidin-1-yl)-1,3,5-triazin-2-yl]piperazine,
- 30 N'-[(1-benzyloxymalonylpyrrolidin-2-yl)carbonyl]-N-[3,6-bis(diethylamino)pyridin-2-yl]piperazine,

- $N'-[(1\text{-benzyloxymalonylpyrrolidin-2-yl})\text{carbonyl}]-N-[3,6\text{-bis}(\text{pyrrolidin-1-yl})\text{pyridin-2-yl}]\text{piperazine},$
 $N'-[(1\text{-benzyloxymalonylpyrrolidin-2-yl})\text{carbonyl}]-N-[3,6\text{-bis}(\text{allylamino})\text{pyridin-2-yl}]\text{piperazine},$
 5 $N'-[(1\text{-benzyloxymalonylpyrrolidin-2-yl})\text{carbonyl}]-N-[3,6\text{-bis}(N\text{-ethyl-}N\text{-allylamino})\text{pyridin-2-yl}]\text{piperazine},$
 $N'-[(1\text{-benzyloxymalonylpyrrolidin-2-yl})\text{carbonyl}]-N-[3\text{-ethylaminopyridin-2-yl}]\text{piperazine},$
 $N'-[(1-((2',2'\text{-dimethyl})\text{benzyloxymalonyl})\text{pyrrolidin-2-yl})\text{carbonyl}]-N-[2,6\text{-bis}(\text{diethylamino})\text{pyrimidin-4-yl}]-$
 10 $\text{piperazine},$
 $N'-[(1-((2',2'\text{-dimethyl})\text{benzyloxymalonyl})\text{pyrrolidin-2-yl})\text{carbonyl}]-N-[2,6\text{-bis}(\text{allylamino})\text{pyrimidin-4-yl}]\text{piperazine},$
 15 $(-)-N'-[(1-((2',2'\text{-dimethyl})\text{benzyloxymalonyl})\text{pyrrolidin-2-yl})\text{carbonyl}]-N-[2,6\text{-bis}(\text{pyrrolidin-1-yl})\text{pyrimidin-4-yl}]\text{piperazine},$ m.p. 104-106°C, $[\alpha]_D = -43.2^\circ$ (c=0.24 in EtOH),
 $N'-[(1-((2',2'\text{-dimethyl})\text{benzyloxymalonyl})\text{pyrrolidin-2-yl})\text{carbonyl}]-N-[4,6\text{-bis}(\text{allylamino})\text{-1,3,5-triazin-2-yl}]\text{piperazine},$
 20 $N'-[(1-((2',2'\text{-dimethyl})\text{benzyloxymalonyl})\text{pyrrolidin-2-yl})\text{carbonyl}]-N-[4,6\text{-bis}(\text{diethylamino})\text{-1,3,5-triazin-2-yl}]\text{piperazine},$
 25 $N'-[(1-((2',2'\text{-dimethyl})\text{benzyloxymalonyl})\text{pyrrolidin-2-yl})\text{carbonyl}]-N-[3,6\text{-bis}(\text{diethylamino})\text{pyridin-2-yl}]\text{piperazine},$
 $N'-[(1-((2',2'\text{-dimethyl})\text{benzyloxymalonyl})\text{pyrrolidin-2-yl})\text{carbonyl}]-N-[3,6\text{-bis}(\text{pyrrolidin-1-yl})\text{pyridin-2-yl}]\text{piperazine},$
 30 $N'-[(1-((2',2'\text{-dimethyl})\text{benzyloxymalonyl})\text{pyrrolidin-2-yl})\text{carbonyl}]-N-[3,6\text{-bis}(\text{diethylamino})\text{pyridin-2-yl}]\text{piperazine},$

yl)carbonyl]-N-[3,6-bis(allylamino)pyridin-2-yl]piperazine,

N'-[(1-((2',2'-dimethyl)benzyloxymalonyl)pyrrolidin-2-yl)carbonyl]-N-[3,6-bis(N-ethyl-N-allylamino)pyridin-2-yl]piperazine,

N'-[(1-((2',2'-dimethyl)benzyloxymalonyl)pyrrolidin-2-yl)carbonyl]-N-[3-ethylaminopyridin-2-yl]piperazine.

EXAMPLE 7

A solution of 0.5 g of (-)-N'-[(1-ethoxymalonylpyrrolidin-2-yl)carbonyl]-N-[4,6-bis(pyrrolidin-1-yl)-1,3,5-triazin-2-yl]piperazine in 5 ml of methanol is added, under stirring and inert gas atmosphere, with 80 μ l of sodium hydroxide (35% aqueous solution). Stirring is continued for 20 more hours, then the reaction mixture is brought to neutrality by addition of sodium bicarbonate, filtered over celite and the solvent is evaporated off under reduced pressure. The crude product (0.52 g) is purified by silica gel chromatography (eluent methylene chloride/methanol 9:1) to obtain 0.43 g of (-)-N'-[(1-(1'-malonyl)pyrrolidin-2-yl)carbonyl]-N-[4,6-bis(pyrrolidin-1-yl)-1,3,5-triazin-2-yl]piperazine, m.p. 208-211°C, $[\alpha]_D = -21.7^\circ$ (c=0.3 in EtOH).

EXAMPLE 8

1.5 g of (-)-N'-[(1-benzyloxymalonylpyrrolidin-2-yl)carbonyl]-N-[2,6-bis(pyrrolidin-1-yl)pyrimidin-4-yl]piperazine are dissolved in a mixture of 20 ml of methanol and 6 ml of toluene, then 1.5 g of 10% palladium on charcoal are carefully added, under nitrogen protection. The resulting reaction mixture is subjected to catalytic hydrogenation under atmospheric

pressure, using an apparatus such as the one described in VOGEL's Textbook of Practical Organic Chemistry, fifth Edition, Longman Scientific & Technical (USA John Wiley & Sons, Inc.), 1989, pages 89-92. After 10 minutes the reaction is filtered through a celite plug to remove the catalyst and the solvent is evaporated off under reduced pressure. By crystallization of the crude product from ethyl ether (5 ml), 1.1 g of (-)-N'-[(1-(1'-malonyl)pyrrolidin-2-yl)carbonyl]-N-[2,6-bis-(pyrrolidin-1-yl)pyrimidin-4-yl]piperazine are obtained, m.p. 205-207°C, $[\alpha]_D = -19.25^\circ$ (c=0.21 in EtOH).

EXAMPLE 9

Following the procedures described in example 7 or in example 8, starting from the suitable esters described in example 6, the following carboxylic acids are prepared:

- N'-[(1-(1'-malonyl)pyrrolidin-2-yl)carbonyl]-N-[2,6-bis(diethylamino)pyrimidin-4-yl]piperazine, m.p. 193-195°C,
- 20 N'-[(1-(1'-malonyl)pyrrolidin-2-yl)carbonyl]-N-[2,6-bis(allylamino)pyrimidin-4-yl]piperazine,
- N'-[(1-(1'-malonyl)pyrrolidin-2-yl)carbonyl]-N-[4,6-bis(allylamino)-1,3,5-triazin-2-yl]piperazine, m.p. 200-201°C,
- 25 N'-[(1-(1'-malonyl)pyrrolidin-2-yl)carbonyl]-N-[4,6-bis(diethylamino)-1,3,5-triazin-2-yl]piperazine,
- N'-[(1-(1'-malonyl)pyrrolidin-2-yl)carbonyl]-N-[3,6-bis(diethylamino)pyridin-2-yl]piperazine, m.p. sodium salt, 188-191°C,
- 30 N'-[(1-(1'-malonyl)pyrrolidin-2-yl)carbonyl]-N-[3,6-bis(pyrrolidin-1-yl)pyridin-2-yl]piperazine,

- N'-[(1-(1'-malonyl)pyrrolidin-2-yl)carbonyl]-N-[3,6-bis(allylamino)pyridin-2-yl]piperazine, m.p. potassium salt, 179-180°C,
- 5 N'-[(1-(1'-malonyl)pyrrolidin-2-yl)carbonyl]-N-[3,6-bis(N-ethyl-N-allylamino)pyridin-2-yl]piperazine, N'-[(1-(1'-malonyl)pyrrolidin-2-yl)carbonyl]-N-[3-ethylaminopyridin-2-yl]piperazine, m.p. sodium salt 171-174°C,
- 10 N'-[(1-(2',2'-dimethyl-1'-malonyl)pyrrolidin-2-yl)carbonyl]-N-[2,6-bis(diethylamino)pyrimidin-4-yl]piperazine, m.p. 166-168°C,
- N'-[(1-(2',2'-dimethyl-1'-malonyl)pyrrolidin-2-yl)carbonyl]-N-[2,6-bis(allylamino)pyrimidin-4-yl]piperazine, (-)-N'-[(1-(2',2'-dimethyl-1'-malonyl)pyrrolidin-2-yl)carbonyl]-N-[2,6-bis(pyrrolidin-1-yl)pyrimidin-4-yl]piperazine, m.p. 160-163°C, $[\alpha]_D = -28.4^\circ$ (c=0.2 in EtOH),
- 15 N'-[(1-(2',2'-dimethyl-1'-malonyl)pyrrolidin-2-yl)carbonyl]-N-[4,6-bis(allylamino)-1,3,5-triazin-2-yl]piperazine, m.p. 170-172°C,
- 20 N'-[(1-(2',2'-dimethyl-1'-malonyl)pyrrolidin-2-yl)carbonyl]-N-[4,6-bis(diethylamino)-1,3,5-triazin-2-yl]piperazine,
- N'-[(1-(2',2'-dimethyl-1'-malonyl)pyrrolidin-2-yl)carbonyl]-N-[4,6-bis(pyrrolidin-1-yl)-1,3,5-triazin-2-yl]piperazine, m.p. 180-181°C,
- 25 N'-[(1-(2',2'-dimethyl-1'-malonyl)pyrrolidin-2-yl)carbonyl]-N-[3,6-bis(diethylamino)pyridin-2-yl]piperazine, m.p. sodium salt 189-192°C,
- 30 N'-[(1-(2',2'-dimethyl-1'-malonyl)pyrrolidin-2-yl)carbonyl]-N-[3,6-bis(pyrrolidin-1-yl)pyridin-2-yl]piperazine,

zine,

N'-[(1-(2',2'-dimethyl-1'-malonyl)pyrrolidin-2-yl)carbonyl]-N-[3,6-bis(allylamino)pyridin-2-yl]piperazine,

N'-[(1-(2',2'-dimethyl-1'-malonyl)pyrrolidin-2-yl)carbonyl]-N-[3,6-bis(N-ethyl-N-allylamino)pyridin-2-yl]-

piperazine, m.p. potassium salt 195-200°C,

N'-[(1-(2',2'-dimethyl-1'-malonyl)pyrrolidin-2-yl)-

carbonyl]-N-[3-ethylaminopyridin-2-yl]piperazine, m.p. potassium salt 206-208°C.

10

EXAMPLE 10

A solution of BOC-(L)-proline in 60 ml of anhydrous THF, cooled at -10°C with brine, is added with 6.1 ml of triethylamine and 1 g of 4 A molecular sieves, then, keeping the temperature below -5°C, a solution of 4.16 ml of ethyl chloroformate in 5 ml of anhydrous THF is dropped therein. After 30 minutes under stirring, the reaction mixture is filtered to remove the triethylammonium chloride precipitate and the filtrate is concentrated under reduced pressure to a volume of 30 ml. The resulting solution is dropped into a suspension of 7.5 g of sodium borohydride in 50 ml of anhydrous THF, cooled at -10°C with brine. After 2 hours the reaction mixture is added with 200 ml of an aqueous saturated solution of sodium dihydrogen phosphate, keeping the temperature at °C with water/ice, then it is extracted with ethyl acetate (3x50 ml). The combined organic extracts are washed repeatedly with an aqueous saturated solution of sodium bicarbonate (3x30 ml), dried over sodium sulfate and the solvent is evaporated off under reduced pressure. The residue, by crystallization from hexane, yields 6.1

g of BOC-(L)-prolinol, m.p. 59-60°C, $[\alpha]_D = -54.9^\circ$ (c=0.2 in EtOH).

EXAMPLE 11

A solution of 3 g of BOC-(L)-prolinol in 100 ml of
5 anhydrous THF, cooled at 0°C with water/ice, under
stirring and inert gas atmosphere, is added with 2.9 g
of carbonyldiimidazole in portions, then the reaction
mixture is warmed to room temperature and stirring is
continued for 3 hours. Said solution is added with 4.5
10 g of N-[2,6-bis(pyrrolidin-1-yl)pyrimidin-4-yl]piperazine
in portions and stirring is continued for 18
hours. The reaction mixture is added with 400 ml of an
aqueous saturated solution of sodium dihydrogen
phosphate and extracted with ethyl acetate (3x100 ml).
15 The combined organic extracts are dried over sodium
sulfate and the solvent is evaporated off under reduced
pressure. The residue (7.5 g) is purified by silica gel
chromatography (eluent hexane/ethyl acetate 7:3), to
obtain 5.5 g of (-)-N'-[(1-(tertbutoxycarbonyl)pyrrolidin-2-yl)methyloxycarbonyl]-N-[2,6-bis(pyr-
20 rolidin-1-yl)pyrimidin-4-yl]piperazine, m.p. 147°C,
 $[\alpha]_D = -32^\circ$ (c=0.25 in EtOH).

EXAMPLE 12

17.4 ml of trifluoroacetic acid are dropped into a
25 solution of 10 g of (-)-N'-[(1-(tertbutoxycarbonyl)pyrrolidin-2-yl)methyloxycarbonyl]-N-[2,6-bis(pyrrolidin-1-yl)pyrimidin-4-yl]piperazine in 300 ml
of methylene chloride. After about 18 hours, the
reaction mixture is added with 400 ml of a 1N sodium
30 hydroxide aqueous solution and extracted with methylene
chloride (3x150 ml). The combined organic extracts are

washed with water (2x100 ml), dried over sodium sulfate and the solvent is evaporated off under reduced pressure. By crystallization of the residue from diisopropyl ether/ethyl acetate 9:1, 6.5 g of (-)-N'-[(pyrrolidin-2-yl)methyloxycarbonyl]-N-[2,6-bis(pyrrolidin-1-yl)pyrimidin-4-yl]piperazine are obtained, m.p. 137-138°C, $[\alpha]_D = -8.7^\circ$ (c=0.23 in EtOH).

EXAMPLE 13

A solution of 3.4 g of 2,2-dimethylmalonic acid mono-benzyl ester in 75 ml of anhydrous dimethylformamide, cooled at 0°C with brine, under stirring and inert gas atmosphere, is added with 3.77 g of 1-hydroxybenzotriazole, 1.55 ml of N-methylmorpholine, 6 g of (-)-N'-[(pyrrolidin-2-yl)methyloxycarbonyl]-N-[2,6-bis(pyrrolidin-1-yl)pyrimidin-4-yl]piperazine and finally 5.35 g of N'-(3-dimethylaminopropyl)-N-ethylcarbodiimide hydrochloride dissolved in 25 ml of dimethylformamide, in this succession. The mixture is left to warm to room temperature, then stirring is continued for 18 more hours. The solvent is evaporated off under reduced pressure, then the reaction mixture is added with 200 ml of a sodium bicarbonate saturated aqueous solution and extracted with ethyl acetate (3x100 ml). The combined organic extracts are dried over sodium sulfate and the solvent is evaporated off under reduced pressure. 10.2 g of a crude product are obtained, which is purified by silica gel chromatography (300 g of silica; eluent petroleum ether/ethyl acetate 1:1), to obtain 6.5 g of (-)-N'-[(1-(3'-benzyloxy-2',2'-dimethylmalon-1'-yl)pyrrolidin-2-yl)methyloxycarbonyl]-

N-[2,6-bis(pyrrolidin-1-yl)pyrimidin-4-yl]piperazine, as a light brown foam. 6.45 g of (-)-N'-[(1-(3'-benzyloxy-2',2'-dimethylmalon-1'-yl)pyrrolidin-2-yl)methyloxycarbonyl]-N-[2,6-bis(pyrrolidin-1-yl)pyrimidin-4-yl]piperazine are dissolved in a mixture of 100 ml of methanol and 40 ml of toluene. Said solution is carefully added with 0.65 g of 10% palladium on charcoal and the resulting reaction mixture is subjected to catalytic hydrogenation under atmospheric pressure using an apparatus such as the one described in VOGEL's Textbook of Practical Organic Chemistry, fifth Edition, Longman Scientific & Technical (USA John Wiley & Sons, Inc.), 1989, pages 89-92. After 10 minutes the reaction is filtered through a celite plug to remove the catalyst and the solvent is evaporated off under reduced pressure. By crystallization of the crude product from diisopropyl ether, 5.5 g of (-)-N'-[(1-(2',2'-dimethylmalon-1'-yl)pyrrolidin-2-yl)methyloxycarbonyl]-N-[2,6-bis(pyrrolidin-1-yl)pyrimidin-4-yl]piperazine are obtained, m.p. 159-160°C, $[\alpha]_D^{25} = -49.8^\circ$ (c=0.21 in EtOH).

EXAMPLE 14

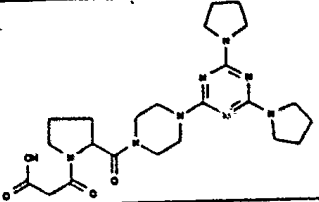
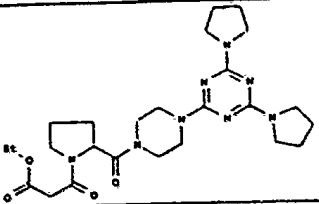
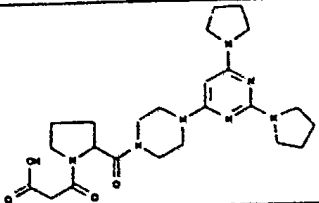
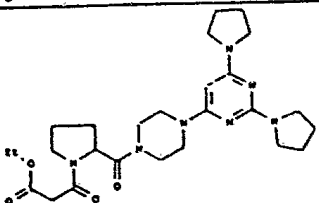
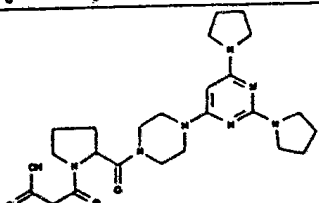
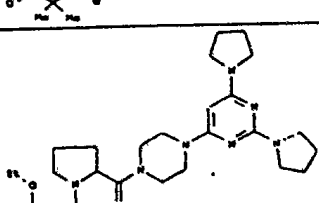
Following the procedures described in the examples 11, 12 and 13, starting from the suitable N-substituted piperazines and from the suitable malonic acids mono-alkyl or mono-benzyl esters, optionally 2,2-disubstituted, the following N,N'-disubstituted piperazines are obtained:

N'-[(1-(1'-malonyl)pyrrolidin-2-yl)methyloxycarbonyl]-N-[2,6-bis(diethylamino)pyrimidin-4-yl]piperazine, m.p. 168-170°C,

- N'-[(1-(1'-malonyl)pyrrolidin-2-yl)methyloxycarbonyl]-
N-[2,6-bis(allylamino)pyrimidin-4-yl]piperazine,
(-)-N'-[(1-(1'-malonyl)pyrrolidin-2-yl)methyloxycar-
bonyl]-N-[2,6-bis(pyrrolidin-1-yl)pyrimidin-4-yl]-
5 piperazine, m.p. 169-170°C, $[\alpha]_D = -38.1^\circ$ (c=0.2 in
EtOH),
N'-[(1-(1'-malonyl)pyrrolidin-2-yl)methyloxycarbonyl]-
N-[4,6-bis(allylamino)-1,3,5-triazin-2-yl]piperazine,
m.p. 177-181°C,
10 N'-[(1-(1'-malonyl)pyrrolidin-2-yl)methyloxycarbonyl]-
N-[4,6-bis(diethylamino)-1,3,5-triazin-2-yl]piperazine,
N'-[(1-(1'-malonyl)pyrrolidin-2-yl)methyloxycarbonyl]-
N-[3,6-bis(diethylamino)pyridin-2-yl]piperazine, m.p.
sodium salt 198-199°C,
15 N'-[(1-(1'-malonyl)pyrrolidin-2-yl)methyloxycarbonyl]-
N-[3,6-bis(pyrrolidin-1-yl)pyridin-2-yl]piperazine,
m.p. sodium salt 203-205°C,
N'-[(1-(1'-malonyl)pyrrolidin-2-yl)methyloxycarbonyl]-
N-[3,6-bis(allylamino)pyridin-2-yl]piperazine,
20 N'-[(1-(1'-malonyl)pyrrolidin-2-yl)methyloxycarbonyl]-
N-[3,6-bis(N-ethyl-N-allylamino)pyridin-2-yl]pipe-
razine,
N'-[(1-(1'-malonyl)pyrrolidin-2-yl)methyloxycarbonyl]-
N-[3-ethylaminopyridin-2-yl]piperazine, m.p. sodium
25 salt 200-201°C,
N'-[(1-(2',2'-dimethyl-1'-malonyl)pyrrolidin-2-yl)me-
thyloxycarbonyl]-N-[2,6-bis(diethylamino)pyrimidin-4-
yl]piperazine,
N'-[(1-(2',2'-dimethyl-1'-malonyl)pyrrolidin-2-yl)me-
30 thyloxycarbonyl]-N-[2,6-bis(allylamino)pyrimidin-4-
yl]piperazine, m.p. 161-162°C,

- N'-[(1-(2',2'-dimethyl-1'-malonyl)pyrrolidin-2-yl)-methyloxycarbonyl]-N-[4,6-bis(allylamino)-1,3,5-triazin-2-yl]piperazine, m.p. 167-170°C,
- 5 N'-[(1-(2',2'-dimethyl-1'-malonyl)pyrrolidin-2-yl)-methyloxycarbonyl]-N-[4,6-bis(diethylamino)-1,3,5-triazin-2-yl]piperazine,
- N'-[(1-(2',2'-dimethyl-1'-malonyl)pyrrolidin-2-yl)-methyloxycarbonyl]-N-[4,6-bis(pyrrolidin-1-yl)-1,3,5-triazin-2-yl]piperazine, m.p. 172-173°C,
- 10 N'-[(1-(2',2'-dimethyl-1'-malonyl)pyrrolidin-2-yl)-methyloxycarbonyl]-N-[3,6-bis(diethylamino)pyridin-2-yl]piperazine,
- N'-[(1-(2',2'-dimethyl-1'-malonyl)pyrrolidin-2-yl)-methyloxycarbonyl]-N-[3,6-bis(pyrrolidin-1-yl)pyridin-
- 15 2-yl]piperazine, m.p. potassium salt 206-209°C,
- N'-[(1-(2',2'-dimethyl-1'-malonyl)pyrrolidin-2-yl)-methyloxycarbonyl]-N-[3,6-bis(allylamino)pyridin-2-yl]piperazine,
- N'-[(1-(2',2'-dimethyl-1'-malonyl)pyrrolidin-2-yl)-
- 20 methyloxycarbonyl]-N-[3,6-bis(N-ethyl-N-allylamino)-pyridin-2-yl]piperazine, m.p. sodium salt 210-213°C,
- N'-[(1-(2',2'-dimethyl-1'-malonyl)pyrrolidin-2-yl)me-
thyloxycarbonyl]-N-[3-ethylaminopyridin-2-yl]pipe-
razine, m.p. potassium salt 220-225°C.

Table A

compound	structure	PAF induced Hyperreactivity (guinea pigs)		LPR (guinea pigs)	
		dose (mg/kg i.d.)	Reduction %	dose (mg/kg os)	Reduction % ¹
ex. 7		3	85	—	—
		30	75	—	—
ex. 8		3.5	82	75	90
		30	71	75	27
ex. 9, cpd. 12		2	86	75	64
		30	46	150	71

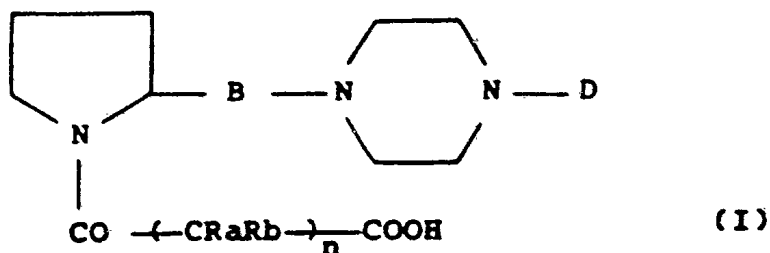
1) % reduction of the number of the total inflammatory cells (neutrophils and eosinophils) in the BAL after drug exposure



CLAIMS

1. Compounds of general formula (I)

5



10

the single enantiomeric and diastereomeric forms thereof, the mixtures thereof and the salts thereof with pharmaceutically acceptable acids and bases, wherein:

15 B is a -CO-, -CH₂OCO-, -CH₂OCS-, -CH₂NHCO-, -CH₂NHCS-group;

D is a 5-6 membered heterocycle with 1-3 nitrogen atoms optionally substituted with 1 or 2 amino, mono-C₁-C₆-alkylamino, mono-C₃-C₇-alkenyl- or mono-C₃-C₇-alkynylamino, di-C₁-C₆-alkylamino, (C₁-C₆)alkyl(C₃-C₇)alkenylamino, piperidin-1-yl, morpholin-4-yl, pyrrolidin-1-yl groups;

20

Ra and Rb are hydrogen, C₁-C₃ alkyl or, taken together with the carbon atom they are linked to, they form a C₃-C₆-cycloalkyl group;

25

n is an integer from 1 to 4.

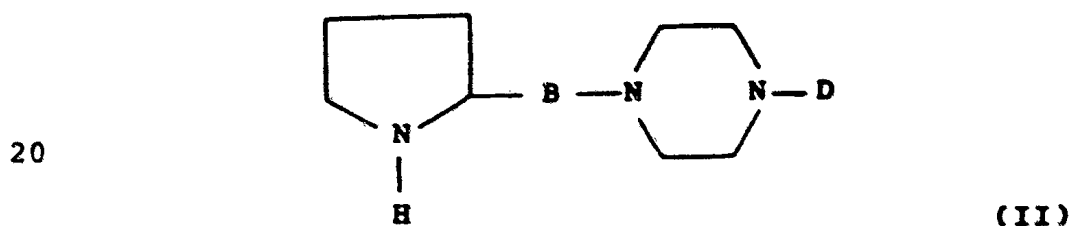
2. Compounds according to claim 1, wherein as D is selected from [2,6-bis(diethylamino)-4-pyrimidinyl], [2,6-bis(allylamino)-4-pyrimidinyl], [2,6-bis(amino)-4-pyrimidinyl], [2,6-bis(pyrrolidin-1-yl)-4-pyrimidinyl], [4,6-bis(allylamino)-1,3,5-triazin-2-yl], [4,6-bis-

30

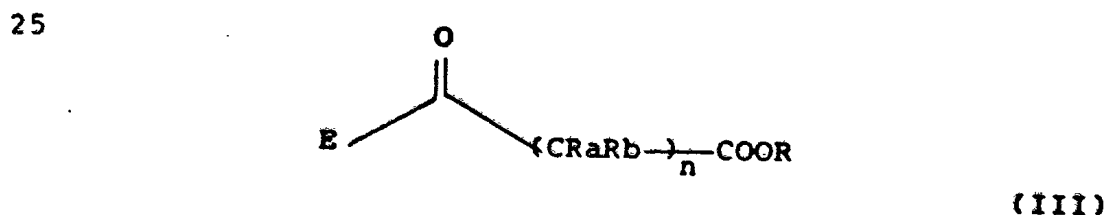
(diethylamino)-1,3,5-triazin-2-yl], [4,6-bis(pyrrolidin-1-yl)-1,3,5-triazin-2-yl], [3,6-bis(diethylamino)-pyridin-2-yl], [3,6-bis(pyrrolidin-1-yl)pyridin-2-yl], [3,6-bis(allylamino)pyridin-2-yl], [3,6-bis(propargyl-amino)pyridin-2-yl], [3,6-bis(N-ethyl-N-allylamino)-pyridin-2-yl], [3-ethylaminopyridin-2-yl].

3. Compounds according to claims 1-2, wherein B is a -CO- or -CH₂OCO- group; D is an heterocycle selected from [2,6-bis(pyrrolidin-1-yl)-4-pyrimidinyl], [4,6-bis(pyrrolidin-1-yl)-1,3,5-triazin-2-yl], [3,6-bis(diethylamino)pyridin-2-yl] and [3-ethylamino-pyridin-2-yl]; Ra, which is the same as Rb, is hydrogen or methyl and n = 1.

4. A process for the preparation of the compounds of claims 1-3, characterized in that a compound of formula (II)

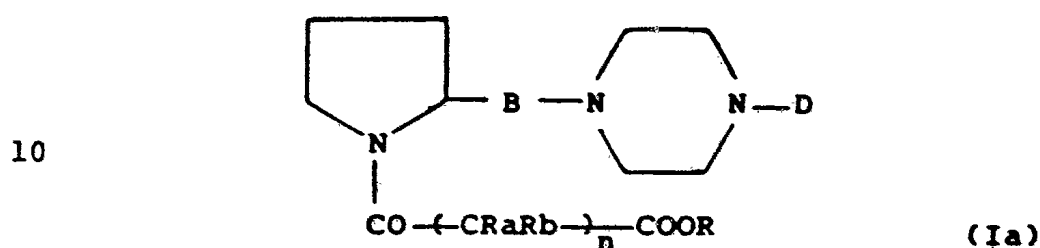


wherein B and D are as defined above, is reacted with a compound of formula (III)



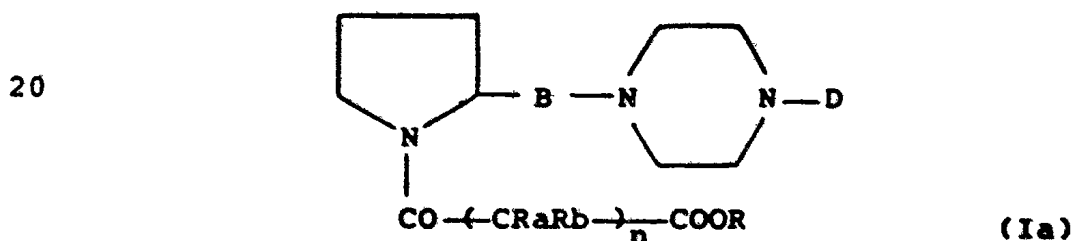
30 wherein Ra, Rb and n have the above described meanings; R is a C₁-C₆-alkyl, benzyl, allyl group or any other

group which can easily be removed; E is halogen (chlorine, bromine), N-imidazolyl, OH, O-hydroxysuccinimidyl or, taken together with the carbonyl group, it forms a mixed anhydride with a carboxylic or sulfonic acid, to give compounds of formula (Ia)



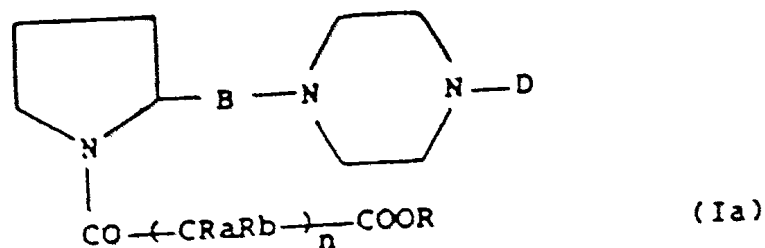
which are transformed into the compounds of formula (I) by means of transformation of the -COOR group into a -COOH group.

5. A process according to claim 4, characterized in that the compounds of formula (Ia)



wherein B, D, Ra, Rb and n are as defined above and R is C₁-C₆ alkyl, are transformed into the compounds of formula (I) by means of hydrolysis with mineral bases in suitable concentrations and in a suitable solvent.

6. A process according to claim 4, characterized in that the compounds of formula (Ia)



5 wherein B, D, Ra, Rb and n are as defined above and R is allyl or benzyl, are transformed into the compounds of formula (I) by means of catalytic hydrogenation.

7. A process according to claim 6, characterised in that hydrogenation is carried out with a catalyst selected from palladium on charcoal in various concentrations, nickel-Raney, palladium tetrakis (triphenylphosphine) in a suitable solvent or by means of
 10 hydrogen transfer procedures.

8. Pharmaceutical compositions containing a compound of claims 1-4 as the active ingredient together with a suitable pharmaceutical carrier.

9. The use of the compounds of claims 1 - 4 as therapeutical agents in the treatment of inflammatory and obstructive disorders of the respiratory tract.

10. The use of the compounds of claims 1 - 4 as therapeutical agents in the treatment of asthma, bronchial hyper reactivity and inflammatory phlogsis.
 15

11. A method for the treatment of a disorder as herein defined wherein there is administered, to a subject in need of such treatment a medicament containing the compounds of claims 1 - 4 having anti-asthmatic and anti-inflammatory activities on the
 20 respiratory tract.



INTERNATIONAL SEARCH REPORT

Intern. Application No.
PC1/EP 93/02264

A. CLASSIFICATION OF SUBJECT MATTER

IPC 5 C07D207/08 C07D207/09 C07D207/16 C07D401/12 C07D403/12
A61K31/50 A61K31/505 A61K31/53 A61K31/40

According to International Patent Classification (IPC) or to both national classification and IPC

B. FIELDS SEARCHED

Minimum documentation searched (classification system followed by classification symbols)

IPC 5 C07D

Documentation searched other than minimum documentation to the extent that such documents are included in the fields searched

Electronic data base consulted during the international search (name of data base and, where practical, search terms used)

C. DOCUMENTS CONSIDERED TO BE RELEVANT

Category *	Citation of document, with indication, where appropriate, of the relevant passages	Relevant to claim No.
A	EP,A,0 461 012 (SYNTHELABO) 11 December 1991 * Intermediate of formula IV *	1
A	CHEMICAL ABSTRACTS, vol. 97, no. 23, 6 December 1982, Columbus, Ohio, US; abstract no. 198218, 'Aminoquinazoline derivatives' see abstract & JP,A,8 291 987 (SANKYO) 8 June 1982 --- -/--	1

☒ Further documents are listed in the continuation of box C.

☒ Patent family members are listed in annex.

* Special categories of cited documents:

- *A* document defining the general state of the art which is not considered to be of particular relevance
- *E* earlier document but published on or after the international filing date
- *L* document which may throw doubts on priority claim(s) or which is cited to establish the publication date of another citation or other special reason (as specified)
- *O* document referring to an oral disclosure, use, exhibition or other means
- *P* document published prior to the international filing date but later than the priority date claimed

- *T* later document published after the international filing date or priority date and not in conflict with the application but cited to understand the principle or theory underlying the invention
- *X* document of particular relevance; the claimed invention cannot be considered novel or cannot be considered to involve an inventive step when the document is taken alone
- *Y* document of particular relevance; the claimed invention cannot be considered to involve an inventive step when the document is combined with one or more other such documents, such combination being obvious to a person skilled in the art.
- *Z* document member of the same patent family

Date of the actual completion of the international search

19 November 1993

Date of mailing of the international search report

- 1. 12. 93

Name and mailing address of the ISA

European Patent Office, P.B. 5818 Patentlaan 2
NL - 2280 HV Rijswijk
Tel. (+31-70) 340-2040, Tx. 31 651 c nl,
Fax: (+31-70) 340-3016

Authorized officer

KISSLER, B

C.(Continuation) DOCUMENTS CONSIDERED TO BE RELEVANT

Category *	Citation of document, with indication, where appropriate, of the relevant passages	Relevant to claim No.
A	CHEMICAL ABSTRACTS, vol. 109, no. 19, 1988, Columbus, Ohio, US; abstract no. 170371, 'Studies in potential filaricides.' cited in the application see abstract & IND. J. CHEM., SECT. B vol. 26B, no. 8, 1987 pages 748 - 751 ---	1
A	EP,A,0 288 575 (YOSHITOMO) 2 November 1988 see claim 5 ---	1
P,X	WO,A,92 18478 (BOEHRINGER MANNHEIM ITALIA) 29 October 1992 see the whole document 1-Pyrrolidinebutanoic acid, 2-[[4-(2,6-di-1-pyrrolidinyl-4- pyrimidiny 1)-1-piperazinyl]carbonyl]-.gamma.-oxo-, (-)-, RN= 145909-28-0 -----	1-10

INTERNATIONAL SEARCH REPORT

Information on patent family members

Int'l Application No

PCT/EP 93/02264

Patent document cited in search report	Publication date	Patent family member(s)	Publication date
EP-A-0461012	11-12-91	FR-A- 2663026	13-12-91
		AU-B- 634391	18-02-93
		AU-A- 7819691	12-12-91
		CA-A- 2043981	08-12-91
		JP-A- 4235958	25-08-92
		US-A- 5192763	09-03-93

JP-A-8291987		NONE	

EP-A-0288575	02-11-88	WO-A- 8803136	05-05-88
		JP-A- 63233971	29-09-88
		US-A- 4931443	05-06-90

WO-A-9218478	29-10-92	NONE	
