



US00D758736S

(12) **United States Design Patent**
Shigeno et al.

(10) **Patent No.:** **US D758,736 S**

(45) **Date of Patent:** **** Jun. 14, 2016**

(54) **ELECTRIC TOOTHBRUSH**

(71) Applicants: **COLGATE-PALMOLIVE COMPANY**, New York, NY (US);
OMRON HEALTHCARE CO., LTD.,
Kyoto (JP)

(72) Inventors: **Takashi Shigeno**, Kanagawa (JP);
Kazuya Andachi, Tokyo (JP); **Feilang Tseng**, Kyoto (JP); **Tamaki Ito**, Kyoto (JP)

(73) Assignees: **Colgate-Palmolive Company**, New York, NY (US); **Omron Healthcare Co., Ltd.** (JP)

(**) Term: **14 Years**

(21) Appl. No.: **29/489,074**

(22) Filed: **Apr. 25, 2014**

(51) **LOC (10) Cl.** **04-02**

(52) **U.S. Cl.**

USPC **D4/101**

(58) **Field of Classification Search**

USPC D4/100-102, 104-113, 127, 128;
D24/152, 176; 15/167.1-167.2;
32/308-311

CPC .. A45D 44/18; A46B 5/0095; A46B 15/0055;
A46B 15/0071; A46B 15/0081; A46B
15/0087; A46B 17/04; A46B 2200/1066;
A46D 1/00; A61C 15/048; A61C 17/34;
A61C 17/222

See application file for complete search history.

(56) **References Cited**

U.S. PATENT DOCUMENTS

5,613,259 A 3/1997 Craft et al.
5,974,615 A 11/1999 Schwarz-Hartmann et al.
5,987,681 A 11/1999 Hahn et al.
6,140,802 A 10/2000 Lundell et al.
D458,028 S * 6/2002 McCurrach D4/101

D480,563 S * 10/2003 Hensel D4/101
D503,852 S * 4/2005 Hensel D4/101
D636,604 S * 4/2011 Zhuan D4/101
8,089,227 B2 1/2012 Baertschi et al.
8,418,300 B2 4/2013 Miller et al.
8,453,285 B2 6/2013 Dickie
D688,464 S * 8/2013 Hara D4/101
8,590,092 B2 11/2013 Dickie
D696,023 S * 12/2013 Gebski D4/101
D696,517 S * 12/2013 Gebski D4/101
D702,946 S * 4/2014 Shigeno D4/101
D718,056 S * 11/2014 Massee D4/101
2009/0031510 A1 * 2/2009 Hilscher A46B 11/001
15/29

2010/0071142 A1 3/2010 Boll et al.
2012/0024323 A1 2/2012 Klemm et al.
2012/0216358 A1 8/2012 Kloster
2012/0246845 A1 10/2012 Kloster

(Continued)

FOREIGN PATENT DOCUMENTS

EM 001787714-0003 11/2010
JP D1472455 6/2013

Primary Examiner — Keli L Hill

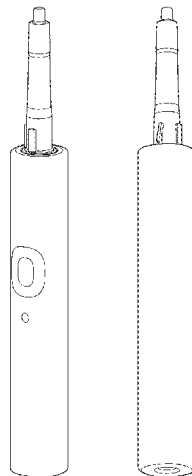
(57) **CLAIM**

The ornamental design for an electric toothbrush, as shown and described.

DESCRIPTION

FIG. 1 is a front right perspective view of an electric toothbrush, showing our new design;
FIG. 2 is a rear left perspective view thereof;
FIG. 3 is a front view thereof;
FIG. 4 is a rear view thereof;
FIG. 5 is a right side view thereof, the left side view being a mirror image of the same;
FIG. 6 is a left side view thereof;
FIG. 7 is a top view thereof; and,
FIG. 8 is a bottom view thereof.
All broken lines shown in the drawings are for environmental purposes only and form no part of the claimed design.

1 Claim, 5 Drawing Sheets



US D758,736 S

Page 2

(56)

References Cited

U.S. PATENT DOCUMENTS

2012/0272468 A1 11/2012 Weisman et al.
2012/0279002 A1 11/2012 Sokol et al.
2013/0025078 A1 1/2013 Heil et al.

2013/0125320 A1 5/2013 Bovenkamp
2013/0177863 A1 7/2013 Shreve
2015/0020325 A1* 1/2015 Yoshida A61C 17/222
15/22.1

* cited by examiner




FIG. 1




FIG. 2

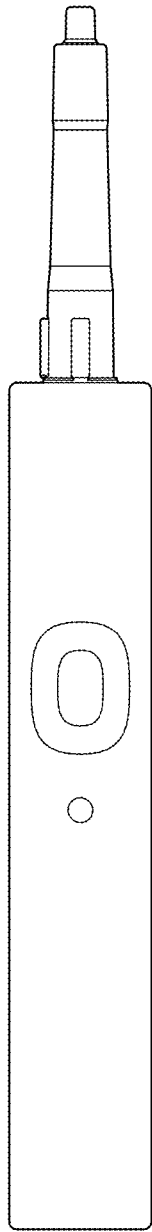


FIG. 3

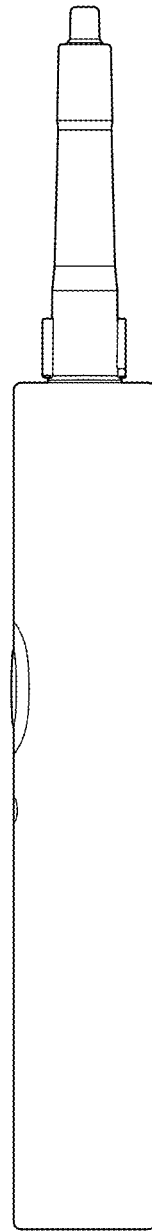


FIG. 4



FIG. 5



FIG. 6

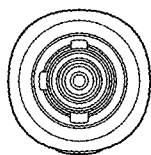


FIG. 7

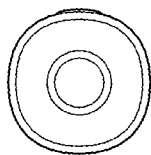


FIG. 8