



US00D797458S

(12) **United States Design Patent**  
**Lessman**

(10) **Patent No.:** **US D797,458 S**

(45) **Date of Patent:** **\*\* Sep. 19, 2017**

- (54) **STRAP SLEEVE**
- (71) Applicant: **Michael Lessman**, Sparks, NV (US)
- (72) Inventor: **Michael Lessman**, Sparks, NV (US)
- (\*\*) Term: **14 Years**
- (21) Appl. No.: **29/514,796**
- (22) Filed: **Jan. 16, 2015**
- (51) **LOC (10) Cl.** ..... **03-01**
- (52) **U.S. Cl.**  
USPC ..... **D3/327**; D3/221
- (58) **Field of Classification Search**  
USPC ..... D3/221-223, 327; 42/85, 94; D22/199;  
224/149-150, 264, 913; 248/118  
CPC ..... A45F 3/14; A45F 5/02; A45F 2200/0591;  
F41C 23/02; F41C 33/001; F41C 33/002;  
Y10T 24/4773  
See application file for complete search history.

- 8,322,067 B2 \* 12/2012 Boord ..... F41C 33/001  
224/150
- 8,857,680 B1 \* 10/2014 Thompson ..... F41C 33/001  
224/150
- D728,221 S \* 5/2015 Quinnan ..... D3/221

\* cited by examiner

*Primary Examiner* — Catheri Oliver-Garcia  
(74) *Attorney, Agent, or Firm* — R. Tracy Crump

(57) **CLAIM**  
The ornamental design for a strap sleeve, as shown and described.

**DESCRIPTION**

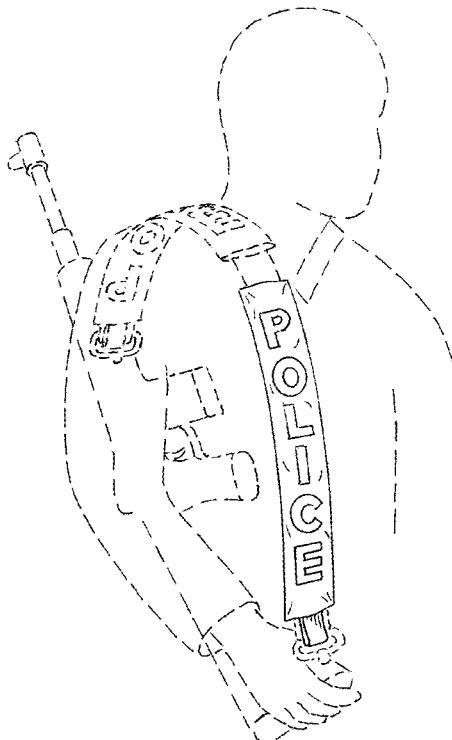
FIG. 1 is a perspective view of a strap sleeve showing my design;  
 FIG. 2 is a front view thereof;  
 FIG. 3 is a rear view thereof;  
 FIG. 4 is a right side view thereof;  
 FIG. 5 is a left side view thereof;  
 FIG. 6 is an enlarged top plan view thereof;  
 FIG. 7 is an enlarged bottom plan view thereof;  
 FIG. 8 is perspective view of the strap sleeve showing my design mounted to a sling of a weapon shouldered by a user; and,  
 FIG. 9 is a perspective view of the strap sleeve showing my design mounted to a shoulder strap of a bag donned by a user.  
 The broken lines depict environmental structure and are included for the purpose of illustrating only and form no part of the claimed design.

(56) **References Cited**

**U.S. PATENT DOCUMENTS**

- 2,102,964 A \* 12/1937 Mossberg ..... F41C 23/02  
224/150
- 6,647,656 B2 \* 11/2003 Mazzagetti ..... F41C 33/002  
224/150
- D489,182 S \* 5/2004 Tilby ..... D3/327
- D532,201 S \* 11/2006 Esch ..... A45F 3/14  
D3/327

**1 Claim, 6 Drawing Sheets**



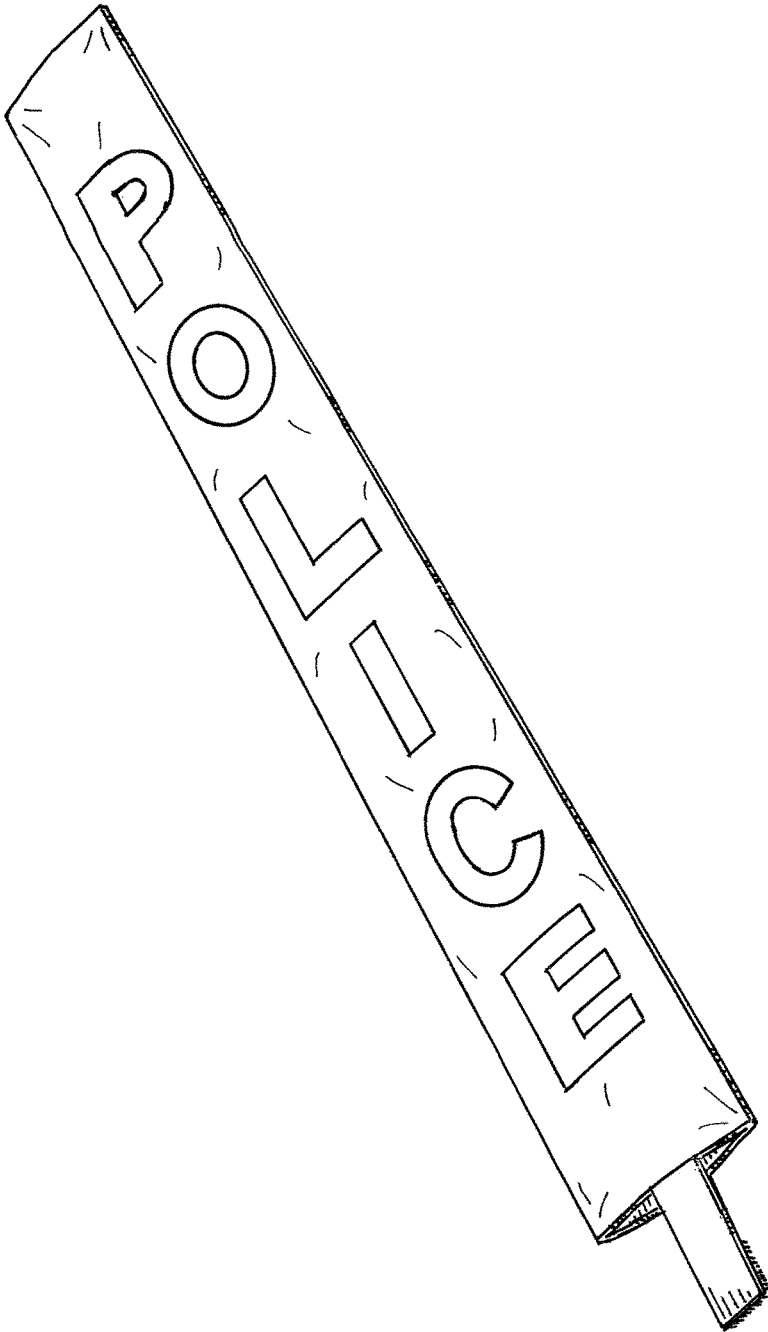


FIG. 1

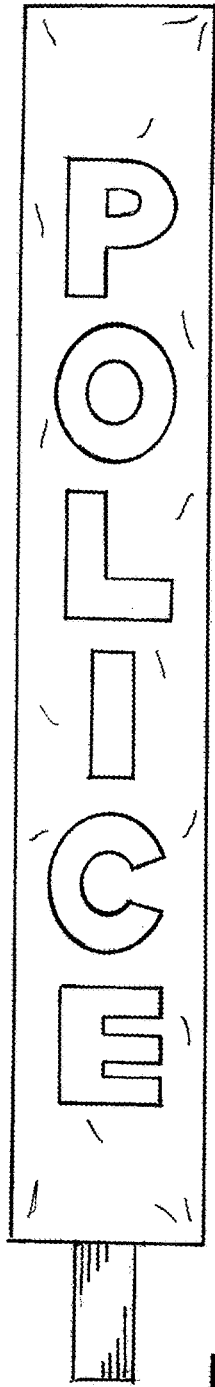


FIG. 2

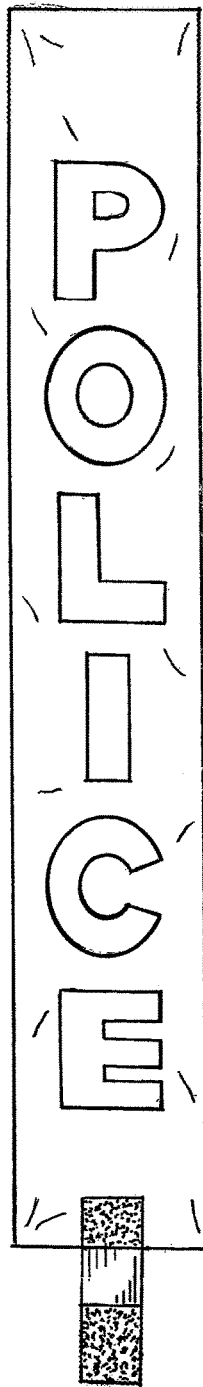


FIG. 3



FIG.4



FIG.5



FIG. 6



FIG. 7

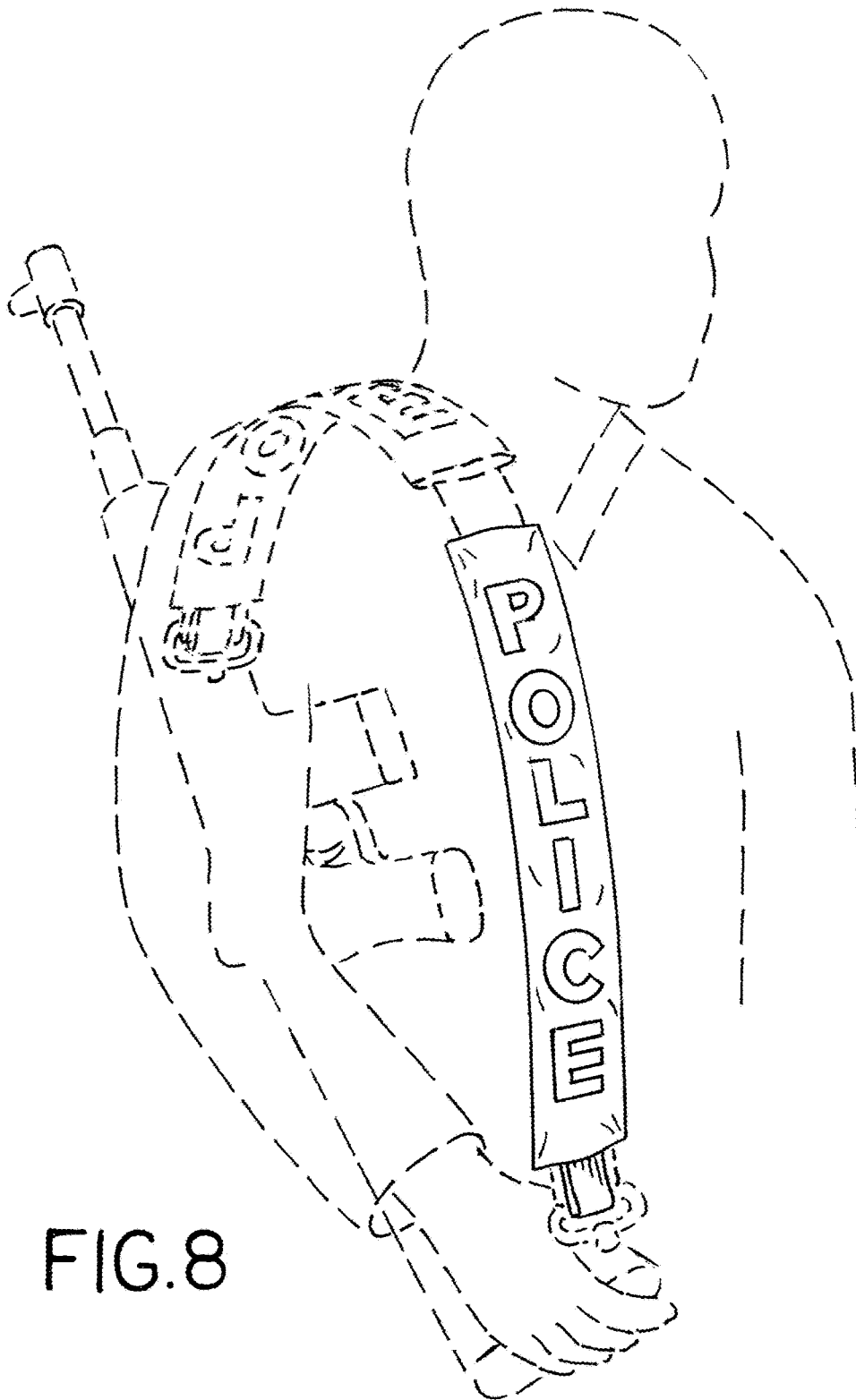


FIG. 8

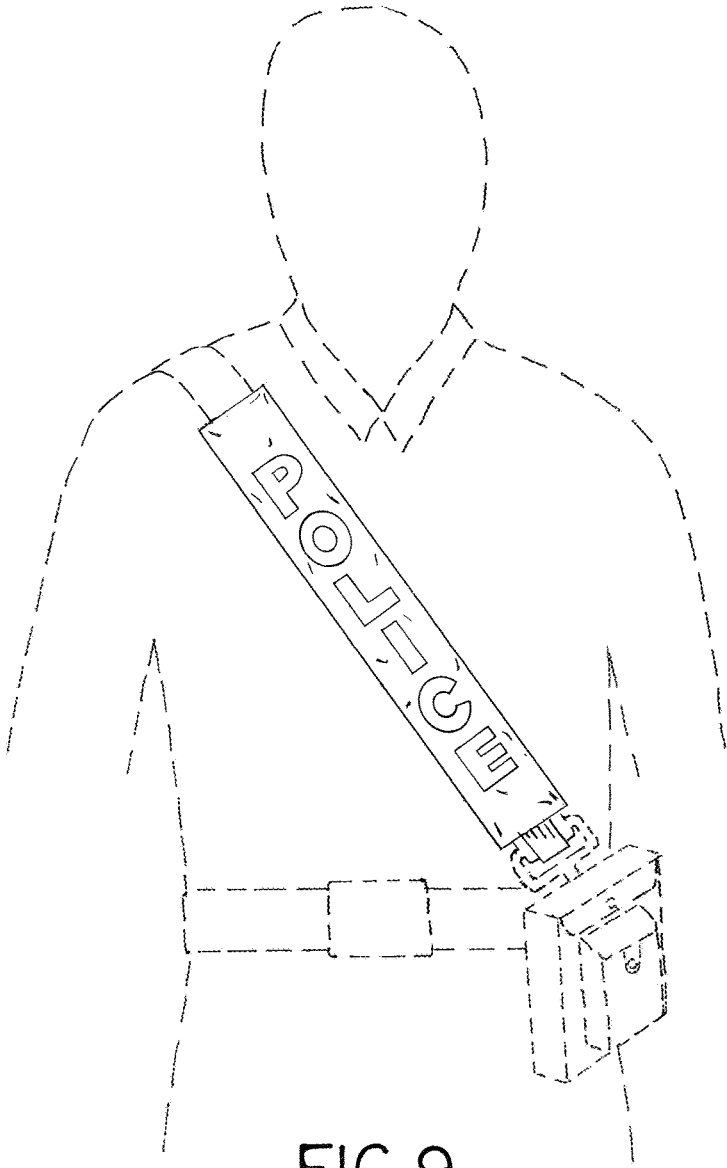


FIG. 9