



US00D494367S1

(12) **United States Design Patent**
Yang

(10) **Patent No.:** **US D494,367 S**

(45) **Date of Patent:** **** Aug. 17, 2004**

(54) **COLLAPSIBLE MULTI-PURPOSE CONTAINER**

6,585,414 B2 * 7/2003 Peska 383/38

(75) Inventor: **Qinghao Yang**, New Providence (BS)

(73) Assignee: **Global Industries Holdings Ltd.**, New Providence (BS)

(**) Term: **14 Years**

(21) Appl. No.: **29/189,435**

(22) Filed: **Sep. 5, 2003**

(51) **LOC (7) Cl.** **03-01**

(52) **U.S. Cl.** **D3/305**

(58) **Field of Search** D3/246, 303-307, D3/314, 201; 224/101; 220/907, 904, 9.1-9.4; D32/36, 37; 383/12, 33, 104, 117, 34

(56) **References Cited**

U.S. PATENT DOCUMENTS

D406,423 S	*	3/1999	Kellogg et al.	D32/37
5,971,188 A	*	10/1999	Kellogg et al.	220/9.2
D431,361 S	*	10/2000	Kellogg et al.	D3/305
D438,009 S	*	2/2001	Kellogg et al.	D3/305
D449,447 S	*	10/2001	Kellogg et al.	D3/306
6,494,335 B1	*	12/2002	Kellogg et al.	220/9.3
6,527,136 B1	*	3/2003	Sabounjian	220/9.2

OTHER PUBLICATIONS

The Firefly Visual Dictionary, 2002□□p. 388 handles on carrier bag.*

* cited by examiner

Primary Examiner—Louis S. Zarfes

Assistant Examiner—Deanne Levy

(74) *Attorney, Agent, or Firm*—Leon L. Edelson; William C. Clarke; Levenfeld Pearlstein

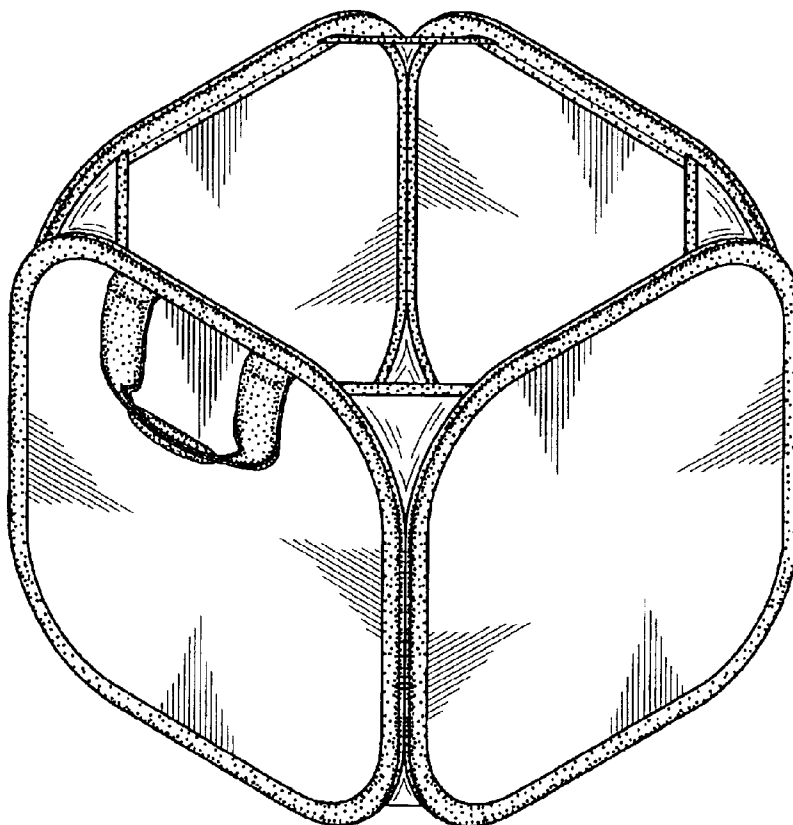
(57) **CLAIM**

The ornamental design for collapsible multi-purpose container, as shown and described.

DESCRIPTION

FIG. 1 is a perspective view of a collapsible multi-purpose container showing our new design thereof; FIG. 2 is a front elevational view thereof; FIG. 3 is a rear elevational view thereof; FIG. 4 is a left side elevational view thereof; FIG. 5 is a right side elevational view thereof; FIG. 6 is a top plan view thereof; and, FIG. 7 is a bottom plan view thereof.

1 Claim, 4 Drawing Sheets



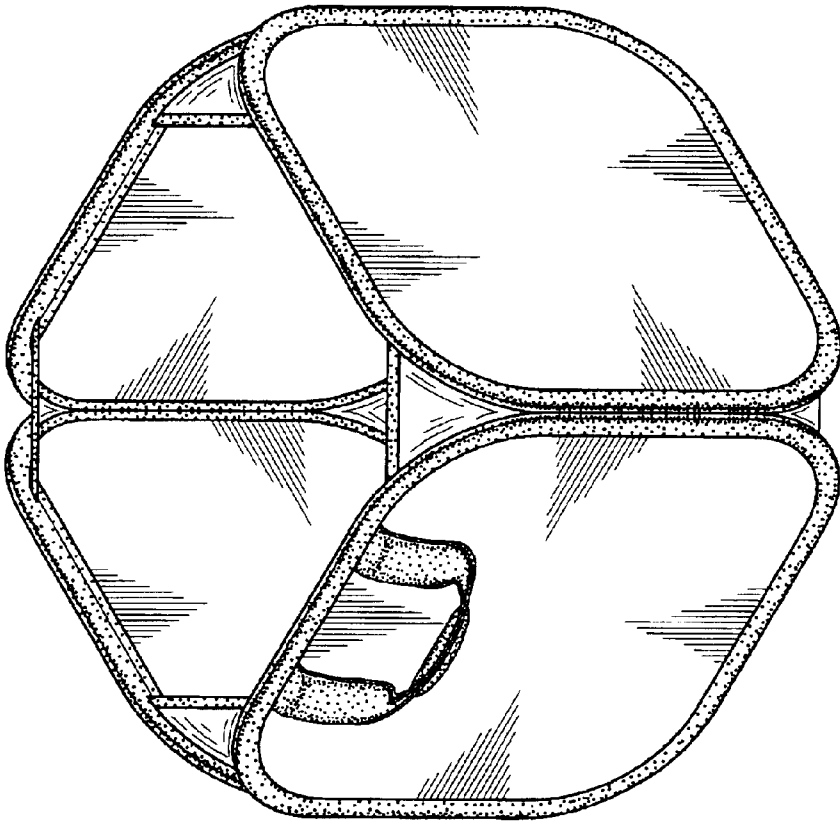


FIG. 1

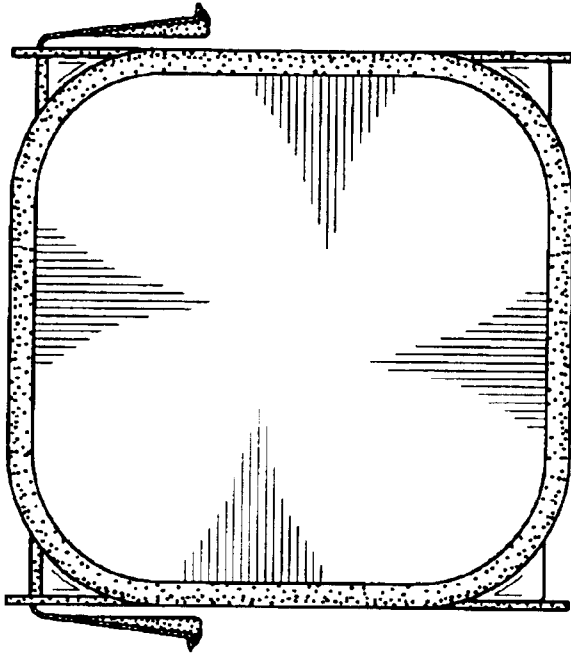


FIG. 3

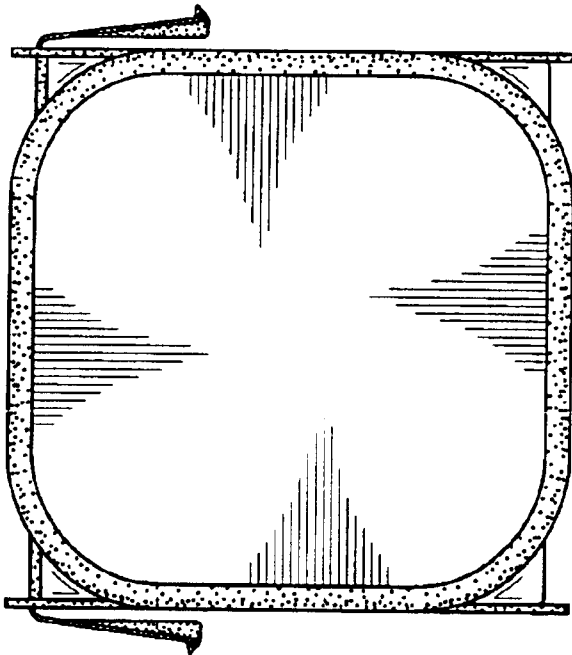


FIG. 2

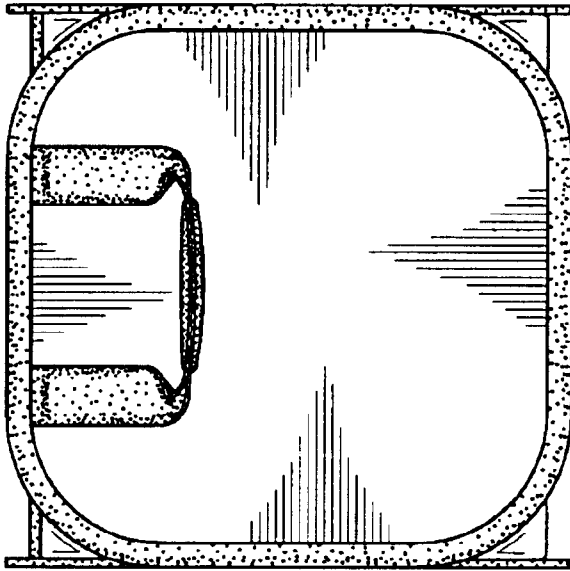


FIG. 5

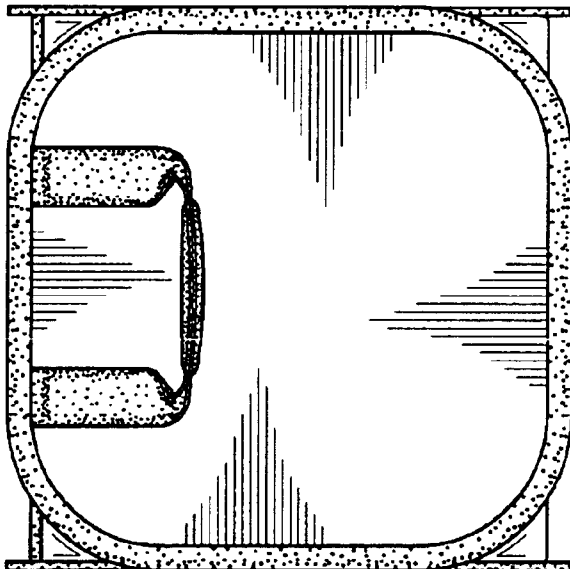


FIG. 4

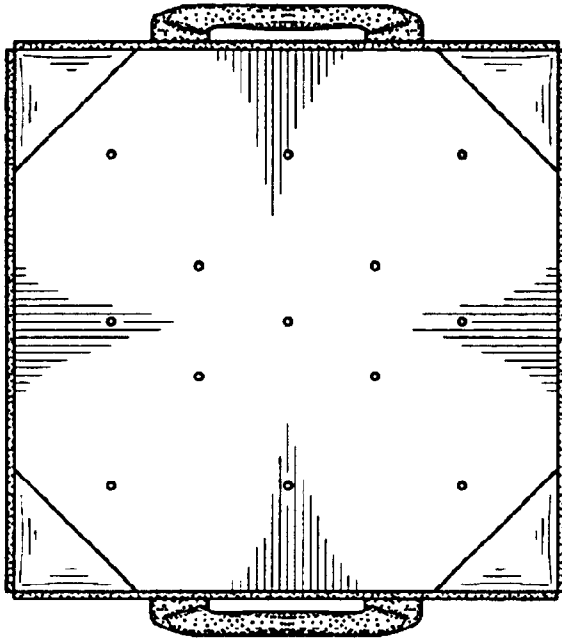


FIG. 7

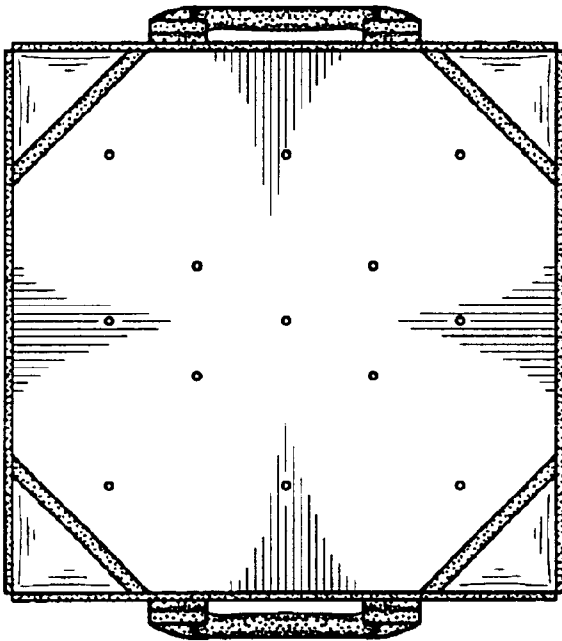


FIG. 6