

(No Model.)

E. F. PFUND.
PORTABLE DOOR FASTENER.

No. 290,352.

Patented Dec. 18, 1883.

fig.1.

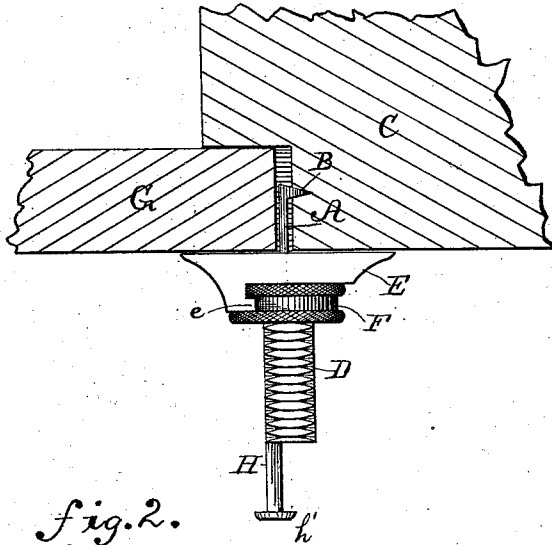


fig.2.

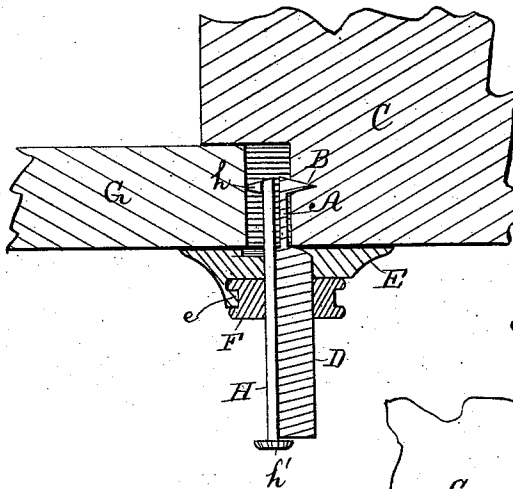
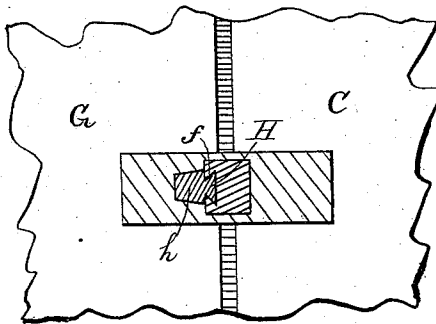


fig.3.



WITNESSES:
H. B. Brown
A. G. Lyne.

INVENTOR:
Edward F. Pfund
BY *Munn & Co*
ATTORNEYS.

UNITED STATES PATENT OFFICE.

EDWARD FRANKLIN PFUND, OF SACRAMENTO, CALIFORNIA.

PORTABLE DOOR-FASTENER.

SPECIFICATION forming part of Letters Patent No. 290,352, dated December 18, 1883.

Application filed September 15, 1883. (No model.)

To all whom it may concern:

Be it known that I, EDWD. FRANKLIN PFUND, of Sacramento, in the county of Sacramento and State of California, have invented a new and useful Improvement in Portable Door-Fasteners, of which the following is a full, clear, and exact description, reference being had to the annexed drawings, forming part of this specification.

This invention relates to door-fasteners which are adapted to be jammed in between the door and the casing and held by a part which is then set against the door; and the invention consists of the novel construction hereinafter described and claimed.

In the drawings, Figure 1 is a plan view of the fastener, showing part of the door and casing in section. Fig. 2 is a sectional view, showing the fastener adjusted to hold a door where the latter does not fit the casing closely; and Fig. 3 is a cross-section of Fig. 1.

The fastener is formed with a shank, A, having a spur, B, which is adapted to be inserted into the casing C in the usual manner. The outer end of the shank is enlarged and threaded, forming a squared screw, D, on which a sliding button or jaw, E, is arranged, the jaw having a squared opening to fit the squared screw, and this jaw is connected by means of a lip, e, with a grooved thumb-nut, F, which screws on the screw. By adjusting the nut and jaw toward the outer end of the screw and inserting the shank A between the casing C and the door G before the latter is closed, the door may be shut on the shank, causing the spur B to sink into the casing. The nut and jaw are then to be adjusted toward the door until the jaw is forced against the same, as shown in Fig. 1.

In some cases the door or the casing has be-

come sprung in some way so that they no longer form the usual close joint when the door is closed. In such case the single shank and spur will not suffice to hold the door.

To adapt the fastener to be adjusted so that it will hold equally as well in a large and a small crevice between the door and casing, I form the screw D with a longitudinal groove, f, preferably a dovetail groove, and arrange in this groove, parallel with the main shank, a sliding shank, H, having a spur, h, on its inner end, and a head, h', on its outer end. The spur h, which is turned toward the door, is adapted to fill up any excess of space in the crevice to hold the spur B in engagement with the casing, as shown in Fig. 2. The jaw E is provided with a recess, g, to receive the spur h when the shank H is not to be used and is drawn back, as shown in Fig. 1. The spur h also serves as a lip to prevent the shank H from being withdrawn from its seat in the screw.

What I claim is—

1. The combination of the spurred shank A, having its outer end provided with a squared screw, D, the grooved thumb-nut F, screwing on said screw, and the jaw E, having a squared opening and fitted loosely on the screw, and having a lip engaging with the groove in the thumb-nut, substantially as shown and described.

2. The combination, with the spurred shank and the adjustable jaw, of a supplemental shank arranged parallel with the main shank, and adapted to be adjusted longitudinally, substantially as shown and described, and for the purpose set forth.

EDWARD FRANKLIN PFUND.

Witnesses:

J. MANDEVILLE,
CHARLES ROBIN.