



US00D718415S

(12) **United States Design Patent**  
**Simard**

(10) **Patent No.:** **US D718,415 S**

(45) **Date of Patent:** **\*\* Nov. 25, 2014**

(54) **SKIMMER DIVERTER**

(71) Applicant: **Jean-Benoît Simard**, Ste-Madeleine (CA)

(72) Inventor: **Jean-Benoît Simard**, Ste-Madeleine (CA)

(\*\*) Term: **14 Years**

(21) Appl. No.: **29/442,459**

(22) Filed: **Mar. 7, 2013**

(51) **LOC (10) Cl.** ..... **23-01**

(52) **U.S. Cl.** ..... **D23/209**

(58) **Field of Classification Search**

CPC ..... E04H 4/14; E04H 4/16

USPC ..... D23/207, 209, 210; 210/167.1, 167.2, 210/167.16, 167.18, 167.26, 416.2, 776

See application file for complete search history.

(56) **References Cited**

**U.S. PATENT DOCUMENTS**

3,779,382	A *	12/1973	Steltner	210/776
3,979,291	A *	9/1976	in 't Veld	210/776
4,379,749	A *	4/1983	Roth	210/167.18
4,749,478	A *	6/1988	Brooks	210/167.17
4,904,379	A *	2/1990	Ward	210/167.18
5,279,728	A *	1/1994	Weiss	210/167.2

5,336,400	A *	8/1994	Patrice	210/167.18
5,350,508	A *	9/1994	Van der Watt	210/167.2
5,391,296	A *	2/1995	Rotundo et al.	210/167.18
5,510,020	A *	4/1996	Gronlund	210/167.18
6,190,570	B1 *	2/2001	Nakamura et al.	210/776
6,315,911	B1 *	11/2001	Radsky	210/776
7,163,637	B2 *	1/2007	Vannahme et al.	210/776
7,185,766	B2 *	3/2007	Cooper	210/533
7,455,767	B2 *	11/2008	Pamperin	210/167.2
7,993,515	B2 *	8/2011	Davies et al.	210/167.2

\* cited by examiner

*Primary Examiner* — Robin V Webster

(57) **CLAIM**

The ornamental design for a “skimmer diverter,” as shown and described.

**DESCRIPTION**

FIG. 1 is a right side perspective view of the skimmer diverter in accordance with the design;

FIG. 2 is a right side elevational view thereof, a left side elevational view being a mirror image of the right side elevational view;

FIG. 3 is a top plan view thereof;

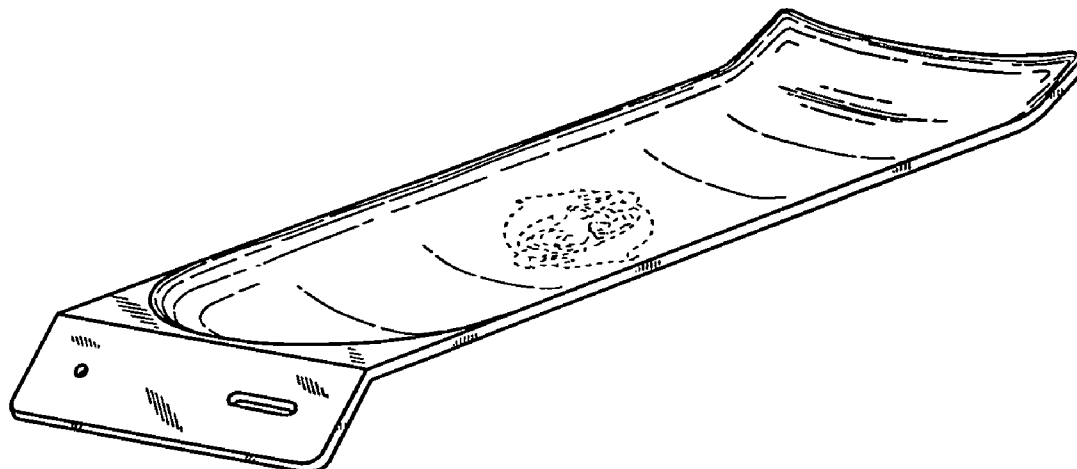
FIG. 4 is a bottom plan view thereof;

FIG. 5 is a front elevational view thereof; and,

FIG. 6 is a back elevational view thereof.

The indicia depicted by means of stippled lines in the drawings are shown for illustrative purposes only and form no part of the claimed design.

**1 Claim, 3 Drawing Sheets**



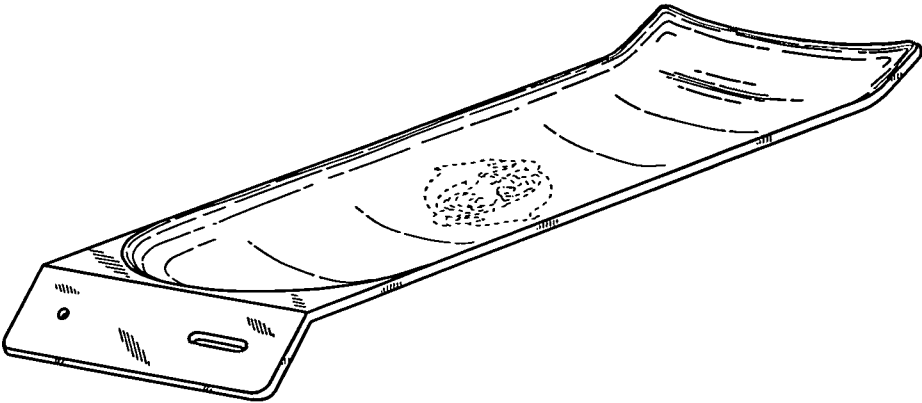


FIG. 1



FIG. 2

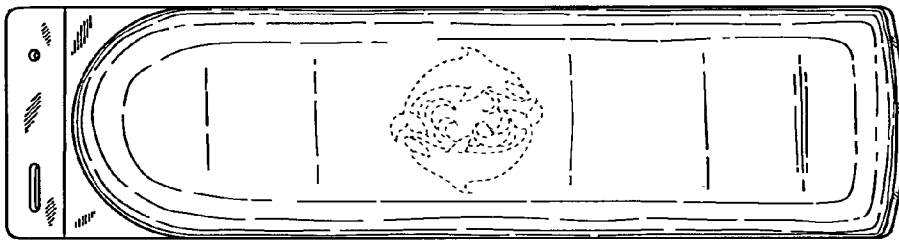


FIG. 3

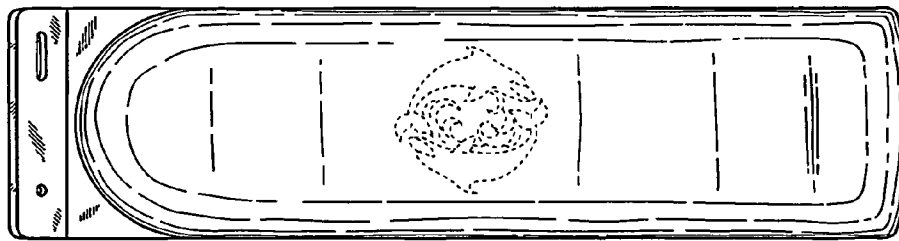


FIG. 4

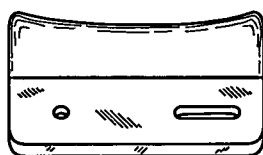


FIG. 5

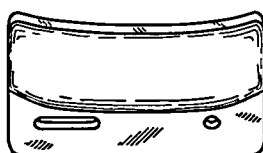


FIG. 6