



US00D668917S

(12) **United States Design Patent**
Berzak

(10) **Patent No.:** **US D668,917 S**

(45) **Date of Patent:** **** Oct. 16, 2012**

(54) **NAPKIN HOLDER**

(76) Inventor: **Amanda Berzak**, Solana Beach, CA
(US)

(**) Term: **14 Years**

(21) Appl. No.: **29/413,561**

(22) Filed: **Feb. 16, 2012**

(51) **LOC (9) Cl.** **07-06**

(52) **U.S. Cl.** **D7/631**

(58) **Field of Classification Search** D7/631-634,
D7/600.1-600.4, 701-708; 211/49.1, 50,
211/52, 13.1, 70.6, 70.7, 70.1, 71.01, 74;
D6/458, 449, 474, 462-467, 566; D19/65,
D19/75, 78, 86, 90, 91

See application file for complete search history.

(56) **References Cited**

U.S. PATENT DOCUMENTS

D159,005	S	*	6/1950	Sanger	D7/634
D190,511	S	*	6/1961	D'Arbeloff	D7/600
3,442,393	A	*	5/1969	Koppelman	211/13.1
6,189,711	B1	*	2/2001	Chang	211/163
6,796,441	B2	*	9/2004	Tremblay	211/74

D588,877 S * 3/2009 DiNovo D7/631

* cited by examiner

Primary Examiner — Terry Wallace

(74) *Attorney, Agent, or Firm* — Law Office of Kent M. Walker; Kent M. Walker

(57) **CLAIM**

The ornamental design for a napkin holder, as shown and described.

DESCRIPTION

FIG. 1 is a perspective view of the napkin holder showing my new design.

FIG. 2 is a top plan view thereof.

FIG. 3 is a bottom plan view thereof.

FIG. 4 is a left side view thereof.

FIG. 5 is a right side view thereof.

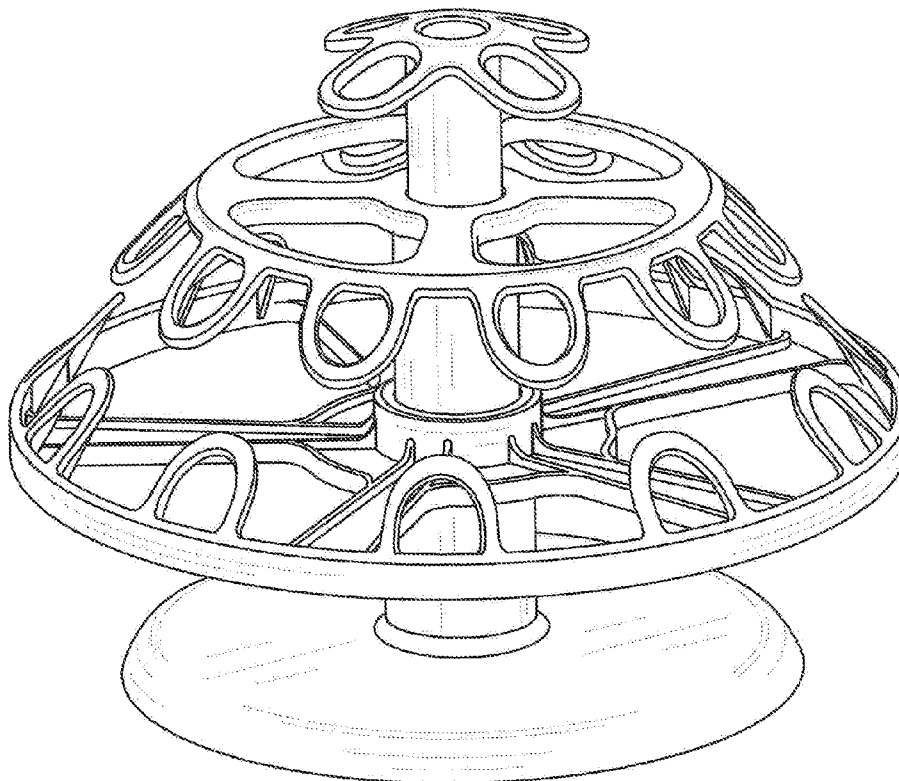
FIG. 6 is a front view thereof.

FIG. 7 is a rear view thereof; and,

FIG. 8 is a front view thereof in an alternate configuration.

Any broken line illustration of environmental structure in the drawings is not part of the design sought to be patented.

1 Claim, 5 Drawing Sheets






Fig. 1




Fig. 2

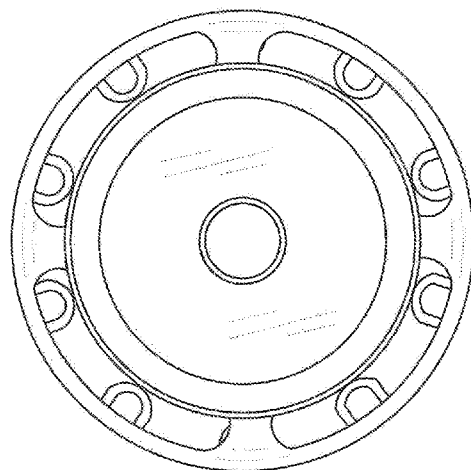


Fig. 3




Fig. 4




Fig. 5




Fig. 6




Fig. 7




Fig. 8