

(19) World Intellectual Property
Organization
International Bureau



(43) International Publication Date
25 March 2004 (25.03.2004)

PCT

(10) International Publication Number
WO 2004/024701 A1

(51) International Patent Classification⁷: C07D 239/40,
239/38, 401/12, 403/12, 413/12, 417/12, A61K 31/505,
31/506, A61P 9/00, 29/00

(21) International Application Number:
PCT/EP2003/009527

(22) International Filing Date: 28 August 2003 (28.08.2003)

(25) Filing Language: English

(26) Publication Language: English

(30) Priority Data:
0220961.7 10 September 2002 (10.09.2002) GB
0311957.5 23 May 2003 (23.05.2003) GB

(81) Designated States (*national*): AE, AG, AL, AM, AT, AU, AZ, BA, BB, BG, BR, BY, BZ, CA, CH, CN, CO, CR, CU, CZ, DE, DK, DM, DZ, EC, EE, ES, FI, GB, GD, GE, GH, GM, HR, HU, ID, IL, IN, IS, JP, KE, KG, KP, KR, KZ, LC, LK, LR, LS, LT, LU, LV, MA, MD, MG, MK, MN, MW, MX, MZ, NI, NO, NZ, OM, PG, PH, PL, PT, RO, RU, SC, SD, SE, SG, SK, SL, SY, TJ, TM, TN, TR, TT, TZ, UA, UG, US, UZ, VC, VN, YU, ZA, ZM, ZW.

(84) Designated States (*regional*): ARIPO patent (GH, GM, KE, LS, MW, MZ, SD, SL, SZ, TZ, UG, ZM, ZW), Eurasian patent (AM, AZ, BY, KG, KZ, MD, RU, TJ, TM), European patent (AT, BE, BG, CH, CY, CZ, DE, DK, EE, ES, FI, FR, GB, GR, HU, IE, IT, LU, MC, NL, PT, RO, SE, SI, SK, TR), OAPI patent (BF, BJ, CF, CG, CI, CM, GA, GN, GQ, GW, ML, MR, NE, SN, TD, TG).

(71) Applicant (*for all designated States except US*): BAYER HEALTHCARE AG [DE/DE]; 51368 Leverkusen (DE).

(72) Inventors; and

(75) Inventors/Applicants (*for US only*): GIELEN, Heike [DE/DE]; Am Kettnersbusch 3, 51379 Leverkusen (DE). LI, Volkhart [DE/DE]; Im Wiesengrund 40, 42553 Velbert (DE). ROSENRETER, Ulrich [DE/DE]; Obere Rutenbeck 6, 42349 Wuppertal (DE). SCHLEMMER, Karl-Heinz [DE/DE]; Wildsteig 22a, 42113 Wuppertal (DE). ALLERHEILIGEN, Swen [DE/DE]; Beckumsfeld 4, 45259 Essen (DE). TELAN, Leila [US/DE]; Rabenweg 42, 42115 Wuppertal (DE). BÄRFACKER, Lars [DE/DE]; Bachstr. 98, 46149 Oberhausen (DE). KELDENICH, Jörg [DE/DE]; Damaschkeweg 49, 42113 Wuppertal (DE). FITZGERALD, Mary, F. [GB/GB]; 2 Paternoster Court, Cassington Road, Yarnton, Oxfordshire OX5 1QB (GB). NASH, Kevin [GB/GB]; 136A Littlebrook Avenue, Slough, Burnham, Berkshire SL2 2NE (GB). ALBRECHT, Barbara [DE/DE]; Heidestrasse 9, 42489 Wülfrath (DE). MEURER, Dirk [DE/DE]; Platanenweg 1a, 50259 Pulheim (DE).

(74) Common Representative: BAYER HEALTHCARE AG; Law and Patents, Patents and Licensing, 51368 Leverkusen (DE).

Declaration under Rule 4.17:

— *as to applicant's entitlement to apply for and be granted a patent (Rule 4.17(ii)) for the following designations AE, AG, AL, AM, AT, AU, AZ, BA, BB, BG, BR, BY, BZ, CA, CH, CN, CO, CR, CU, CZ, DE, DK, DM, DZ, EC, EE, ES, FI, GB, GD, GE, GH, GM, HR, HU, ID, IL, IN, IS, JP, KE, KG, KP, KR, KZ, LC, LK, LR, LS, LT, LU, LV, MA, MD, MG, MK, MN, MW, MX, MZ, NI, NO, NZ, OM, PG, PH, PL, PT, RO, RU, SC, SD, SE, SG, SK, SL, SY, TJ, TM, TN, TR, TT, TZ, UA, UG, UZ, VC, VN, YU, ZA, ZM, ZW, ARIPO patent (GH, GM, KE, LS, MW, MZ, SD, SL, SZ, TZ, UG, ZM, ZW), Eurasian patent (AM, AZ, BY, KG, KZ, MD, RU, TJ, TM), European patent (AT, BE, BG, CH, CY, CZ, DE, DK, EE, ES, FI, FR, GB, GR, HU, IE, IT, LU, MC, NL, PT, RO, SE, SI, SK, TR), OAPI patent (BF, BJ, CF, CG, CI, CM, GA, GN, GQ, GW, ML, MR, NE, SN, TD, TG)*

Published:

— *with international search report*
— *before the expiration of the time limit for amending the claims and to be republished in the event of receipt of amendments*

For two-letter codes and other abbreviations, refer to the "Guidance Notes on Codes and Abbreviations" appearing at the beginning of each regular issue of the PCT Gazette.

(54) Title: HETEROCYCLIC DERIVATIVES

(57) Abstract: The invention relates to novel heterocyclic derivatives, processes for their preparation, and their use in medicaments, especially for the treatment of chronic obstructive pulmonary diseases, acute coronary syndrome, acute myocardial infarction and heart failure development.

WO 2004/024701 A1

Heterocyclic derivatives

The present invention relates to novel heterocyclic derivatives, processes for their preparation, and their use in medicaments, especially for the treatment of chronic
5 obstructive pulmonary diseases, acute coronary syndrome, acute myocardial infarction and heart failure development.

The fibrous protein elastin, which comprises an appreciable percentage of all protein content in some tissues, such as the arteries, some ligaments, the lungs and the heart,
10 can be hydrolysed or otherwise destroyed by a select group of enzymes classified as elastases. Human leukocyte elastase (HLE, EC 3.4.21.37), also known as human neutrophil elastase (HNE), is a glycosylated, strongly basic serine protease and is found in the azurophilic granules of human polymorphonuclear leukocytes (PMN). HNE is released from activated PMN and has been implicated causally in the
15 pathogenesis of acute and chronic inflammatory diseases. HNE is capable of degrading a wide range of matrix proteins including elastin and collagen, and in addition to these actions on connective tissue HNE has a broad range of inflammatory actions including upregulation of IL-8 gene expression, oedema formation, mucus gland hyperplasia and mucus hypersecretion. It also acts as a
20 mediator of tissue injury by hydrolysing collagen structures, e.g. in the heart after acute myocardial infarction or during the development of heart failure, thus damaging endothelial cells, promoting extravasation of neutrophils adhering to the endothelium and influencing the adhesion process itself.

25 Pulmonary diseases where HNE is believed to play a role include lung fibrosis, pneumonia, acute respiratory distress syndrome (ARDS), pulmonary emphysema, including smoking-induced emphysema, chronic obstructive pulmonary diseases (COPD) and cystic fibrosis. In cardiovascular diseases, HNE is involved in the enhanced generation of ischaemic tissue injury followed by myocardial dysfunction
30 after acute myocardial infarction and in the remodelling processes occurring during the development of heart failure. HNE has also been causally implicated in

rheumatoid arthritis, atherosclerosis, brain trauma, cancer and related conditions in which neutrophil participation is involved.

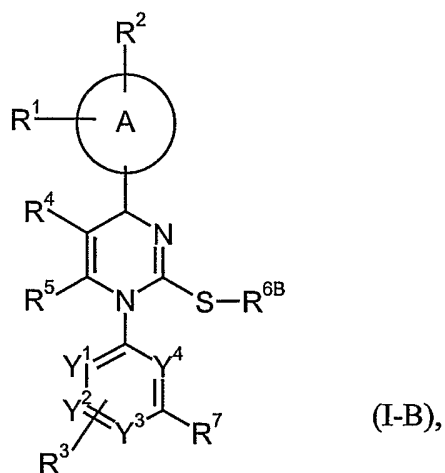
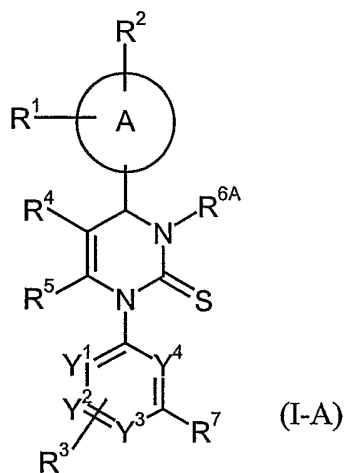
Thus, inhibitors of HLE activity can be potentially useful in the treatment of a number of inflammatory diseases, especially of chronic obstructive pulmonary diseases [R.A. Stockley, *Neutrophils and protease/antiprotease imbalance*, Am. J. Respir. Crit. Care 160, S49-S52 (1999)]. Inhibitors of HLE activity can also be potentially useful in the treatment of acute myocardial syndrome, unstable angina pectoris, acute myocardial infarction and coronary artery bypass grafts (CABG) [C.P. Tiefenbacher et al., *Inhibition of elastase improves myocardial function after repetitive ischaemia and myocardial infarction in the rat heart*, Eur. J. Physiol. 433, S563-S570 (1997); Dinerman et al., *Increased neutrophil elastase release in unstable angina pectoris and acute myocardial infarction*, J. Am. Coll. Cardiol. 15, 1559-1563 (1990)], of the development of heart failure [S.J. Gilbert et al., *Increased expression of promatrix metalloproteinase-9 and neutrophil elastase in canine dilated cardiomyopathy*, Cardiovasc. Res. 34, S377-S383 (1997)] and of atherosclerosis [Dollery et al., *Neutrophil elastase in human atherosclerotic plaque*, Circulation 107, 2829-2836 (2003)].

The synthesis of certain 6-methyl-1,4-diphenyl-3,4-dihydro-2(1H)-pyrimidinethione derivatives is described in *J. Comb. Chem.* 3, 624-630 (2001), *J. Fluorine Chem.* 90, 17-21 (1998) and *Khim. Geterotsykl. Soedin.* 9, 1223-1227 (1986) [*Chem. Abstr.* 107, 39737 (1987)]. A specific pharmacological activity of these compounds is not mentioned.

25

The present invention relates to compounds of the general formulas (I-A) and (I-B)

- 3 -



wherein

A represents an aryl or heteroaryl ring,

5

R¹, R² and R³ independently from each other represent hydrogen, halogen, nitro, cyano, C₁-C₆-alkyl, hydroxy or C₁-C₆-alkoxy, wherein C₁-C₆-alkyl and C₁-C₆-alkoxy can be further substituted with one to three identical or different radicals selected from the group consisting of halogen, hydroxy and C₁-C₄-alkoxy,

10

R⁴ represents C₁-C₆-alkyl, C₁-C₆-alkylcarbonyl, C₁-C₆-alkoxycarbonyl, hydroxycarbonyl, aminocarbonyl, mono- or di-C₁-C₄-alkylaminocarbonyl, C₆-C₁₀-arylamino carbonyl, heteroarylcarbonyl, heterocyclylcarbonyl, heteroaryl, heterocyclyl or cyano, wherein C₁-C₆-alkyl, C₁-C₆-alkylcarbonyl, C₁-C₆-alkoxycarbonyl, mono- and di-C₁-C₄-alkylaminocarbonyl can be further substituted with one to three identical or different radicals selected from the group consisting of C₃-C₈-cycloalkyl, hydroxy, C₁-C₄-alkoxy, C₁-C₄-alkoxycarbonyl, hydroxycarbonyl, aminocarbonyl, mono- and di-C₁-C₄-alkylaminocarbonyl, C₁-C₄-alkylcarbonylamino, amino, mono- and di-C₁-C₄-alkylamino, heteroaryl, heterocyclyl, tri-(C₁-C₆-alkyl)-silyl and cyano,

20

- 5 R^5 represents C_1 - C_4 -alkyl, which can be substituted with one to three identical or different radicals selected from the group consisting of halogen, hydroxy, C_1 - C_6 -alkoxy, C_2 - C_6 -alkenoxy, C_1 - C_6 -alkylthio, amino, mono- and di- C_1 - C_6 -alkylamino, arylamino, hydroxycarbonyl, C_1 - C_6 -alkoxycarbonyl and the radical -O- C_1 - C_4 -alkyl-O- C_1 - C_4 -alkyl,
- 10 R^{6A} represents hydrogen, C_1 - C_6 -alkylcarbonyl, C_3 - C_8 -cycloalkylcarbonyl, C_1 - C_6 -alkoxycarbonyl, mono- or di- C_1 - C_4 -alkylaminocarbonyl, wherein C_1 - C_6 -alkylcarbonyl, C_1 - C_6 -alkoxycarbonyl, mono- and di- C_1 - C_4 -alkylamino-carbonyl can be substituted with one to three identical or different radicals selected from the group consisting of C_3 - C_8 -cycloalkyl, hydroxy, C_1 - C_4 -alkoxy, amino, mono- and di- C_1 - C_4 -alkylamino,
- 15 R^{6B} represents C_1 - C_6 -alkyl, which can be substituted with one to three identical or different radicals selected from the group consisting of hydroxy, C_1 - C_4 -alkoxy, amino, mono- and di- C_1 - C_4 -alkylamino, C_1 - C_4 -alkoxycarbonyl, hydroxycarbonyl, aminocarbonyl, mono- and di- C_1 - C_4 -alkylaminocarbonyl, C_1 - C_4 -alkylcarbonyloxy, aminocarbonyloxy, cyano, aryl, heteroaryl and heterocyclyl, wherein heteroaryl and heterocyclyl can be further substituted
20 with one to two identical or different radicals selected from the group consisting of C_1 - C_4 -alkyl, hydroxy and oxo,
- 25 R^7 represents halogen, nitro, cyano, C_1 - C_6 -alkyl, hydroxy or C_1 - C_6 -alkoxy, wherein C_1 - C_6 -alkyl and C_1 - C_6 -alkoxy can be further substituted with one to three identical or different radicals selected from the group consisting of halogen, hydroxy and C_1 - C_4 -alkoxy,
- and
- 30 Y^1 , Y^2 , Y^3 and Y^4 independently from each other represent CH or N, wherein the ring contains either 0, 1 or 2 nitrogen atoms.

The compounds according to this invention can also be present in the form of their salts, hydrates and/or solvates.

5 Physiologically acceptable salts are preferred in the context of the present invention.

Physiologically acceptable salts according to the invention are non-toxic salts which in general are accessible by reaction of the compounds (I) with an inorganic or organic base or acid conventionally used for this purpose. Non-limiting examples of
10 pharmaceutically acceptable salts of compounds (I) include the alkali metal salts, e.g. lithium, potassium and sodium salts, the alkaline earth metal salts such as magnesium and calcium salts, the quaternary ammonium salts such as, for example, triethyl ammonium salts, acetates, benzene sulphonates, benzoates, dicarbonates, disulphates, ditartrates, borates, bromides, carbonates, chlorides, citrates, dihydrochlorides,
15 fumarates, gluconates, glutamates, hexyl resorcinates, hydrobromides, hydrochlorides, hydroxynaphthoates, iodides, isothionates, lactates, laurates, malates, maleates, mandelates, mesylates, methylbromides, methylnitrates, methylsulphates, nitrates, oleates, oxalates, palmitates, pantothenates, phosphates, diphosphates, polygalacturonates, salicylates, stearates, sulphates, succinates, tartrates, tosylates,
20 valerates, and other salts used for medicinal purposes.

Hydrates of the compounds of the invention or their salts are stoichiometric compositions of the compounds with water, such as for example hemi-, mono-, or
25 dihydrates.

Solvates of the compounds of the invention or their salts are stoichiometric compositions of the compounds with solvents.

The present invention includes both the individual enantiomers or diastereomers and
30 the corresponding racemates or diastereomeric mixtures of the compounds according to the invention and their respective salts. In addition, all possible tautomeric forms

of the compounds described above are included according to the present invention. The diastereomeric mixtures can be separated into the individual isomers by chromatographic processes. The racemates can be resolved into the respective enantiomers either by chromatographic processes on chiral phases or by resolution.

5

In the context of the present invention, the substituents, if not stated otherwise, in general have the following meaning:

Alkyl in general represents a straight-chain or branched hydrocarbon radical having 1 to 6, preferably 1 to 4 carbon atoms. Non-limiting examples include methyl, ethyl, n-propyl, isopropyl, n-butyl, isobutyl, sec.-butyl, tert.-butyl, pentyl, isopentyl, hexyl, isohexyl. The same applies to radicals such as alkoxy, alkylthio, alkylamino, alkyl-carbonyl, alkoxy-carbonyl and alkoxy-carbonylamino.

Alkoxy illustratively and preferably represents methoxy, ethoxy, n-propoxy, isopropoxy, tert.-butoxy, n-pentoxy and n-hexoxy.

Alkenoxy illustratively and preferably represents allyloxy, but-2-en-1-oxy, pent-3-en-1-oxy und hex-2-en-1-oxy.

20

Alkylthio illustratively and preferably represents methylthio, ethylthio, n-propylthio, isopropylthio, tert.-butylthio, n-pentylthio and n-hexylthio.

Alkylcarbonyl in general represents a straight-chain or branched hydrocarbon radical having 1 to 6, preferably 1 to 4 carbon atoms which is bonded via a carbonyl group. Non-limiting examples include acetyl, n-propionyl, n-butyryl, isobutyryl, pivaloyl, n-hexanoyl.

Alkylcarbonylamino in general represents a straight-chain or branched hydrocarbon radical having 1 to 6, preferably 1 to 4 carbon atoms which has a carbonylamino (-CO-NH-) function at the position of attachment and which is bonded to the carbonyl

30

group. Non-limiting examples include acetylamino, n-propionylamino, n-butyrylamino, isobutyrylamino, pivaloylamino, n-hexanoylamino.

5 Alkylcarbonyloxy in general represents a straight-chain or branched hydrocarbon radical having 1 to 6, preferably 1 to 4 carbon atoms which has a carbonyloxy (-CO-O-) function at the position of attachment and which is bonded to the carbonyl group. Non-limiting examples include acetyloxy, n-propionyloxy, n-butyryloxy, isobutyryloxy, pivaloyloxy, n-hexanoyloxy.

10 Cycloalkyl in general represents a cyclic saturated hydrocarbon radical having 3 to 8, preferably 3 to 6 carbon atoms. Non-limiting examples include cyclopropyl, cyclobutyl, cyclopentyl, cyclohexyl and cycloheptyl.

15 Cycloalkylcarbonyl represents a cycloalkyl radical having 3 to 8, preferably 3 to 6 ring carbon atoms which is bonded via a carbonyl group, illustratively and preferably representing cyclopropylcarbonyl, cyclobutylcarbonyl, cyclopentylcarbonyl, cyclohexylcarbonyl and cycloheptylcarbonyl.

20 Alkoxy-carbonyl illustratively and preferably represents methoxycarbonyl, ethoxycarbonyl, n-propoxycarbonyl, isopropoxycarbonyl, tert.-butoxycarbonyl, n-pentoxycarbonyl and n-hexoxycarbonyl.

25 Alkylamino represents an alkylamino radical having one or two (independently selected) alkyl substituents, illustratively and preferably representing methylamino, ethylamino, n-propylamino, isopropylamino, tert.-butylamino, n-pentylamino, n-hexylamino, *N,N*-dimethylamino, *N,N*-diethylamino, *N*-ethyl-*N*-methylamino, *N*-methyl-*N*-n-propylamino, *N*-isopropyl-*N*-n-propylamino, *N*-tert.-butyl-*N*-methylamino, *N*-ethyl-*N*-n-pentylamino and *N*-n-hexyl-*N*-methylamino.

30 Alkylaminocarbonyl represents an alkylaminocarbonyl radical having one or two (independently selected) alkyl substituents, illustratively and preferably representing

methylaminocarbonyl, ethylaminocarbonyl, n-propylaminocarbonyl, isopropylamino-
carbonyl, tert.-butylaminocarbonyl, n-pentylaminocarbonyl, n-hexylaminocarbonyl,
N,N-dimethylaminocarbonyl, *N,N*-diethylaminocarbonyl, *N*-ethyl-*N*-methylaminocarb-
onyl, *N*-methyl-*N*-n-propylaminocarbonyl, *N*-isopropyl-*N*-n-propylaminocarbonyl, *N*-
5 tert.-butyl-*N*-methylaminocarbonyl, *N*-ethyl-*N*-n-pentylamino-carbonyl and *N*-n-hexyl-
N-methylaminocarbonyl.

Aryl represents a mono- to tricyclic aromatic carbocyclic radical having generally 6 to
14 carbon atoms, illustratively and preferably representing phenyl, naphthyl and
10 phenanthrenyl. The same applies to radicals such as arylamino.

Heteroaryl per se and in heteroarylcarbonyl represents an aromatic mono- or bicyclic
radical having generally 5 to 10 and preferably 5 or 6 ring atoms and up to 5 and
preferably up to 4 heteroatoms selected from the group consisting of S, O and N,
15 illustratively and preferably representing thienyl, furyl, pyrrolyl, thiazolyl, oxazolyl,
isothiazolyl, isoxazolyl, imidazolyl, pyridyl, pyrimidyl, pyridazinyl, indolyl, indazolyl,
benzofuranyl, benzothiophenyl, quinolinyl, isoquinolinyl.

Heteroarylcarbonyl illustratively and preferably represents thienylcarbonyl, furyl-
20 carbonyl, pyrrolylcarbonyl, thiazolylcarbonyl, oxazolylcarbonyl, isoxazolylcarbonyl,
imidazolylcarbonyl, pyridylcarbonyl, pyrimidylcarbonyl, pyridazinylcarbonyl, indolyl-
carbonyl, indazolylcarbonyl, benzofuranylcarbonyl, benzothiophenylcarbonyl, quino-
linylcarbonyl, isoquinolinylcarbonyl.

Heterocyclyl per se and in heterocyclylcarbonyl represents a mono- or polycyclic,
preferably mono- or bicyclic, nonaromatic heterocyclic radical having generally 4 to
10 and preferably 5 to 8 ring atoms and up to 3 and preferably up to 2 heteroatoms
and/or hetero groups selected from the group consisting of N, O, S, SO and SO₂. The
heterocyclyl radicals can be saturated or partially unsaturated. Preference is given to
25 5- to 8-membered monocyclic saturated heterocyclyl radicals having up to two
heteroatoms selected from the group consisting of O, N and S, such as illustratively
30

and preferably tetrahydrofuranyl, pyrrolidinyl, piperidinyl, morpholinyl, thiomorpholinyl, piperazinyl, perhydroazepinyl.

5 Heterocyclylcarbonyl illustratively and preferably represents tetrahydrofuran-carbonyl, pyrrolidinecarbonyl, piperidinecarbonyl, morpholinecarbonyl, thiomorpholinecarbonyl, piperazinecarbonyl, perhydroazepinecarbonyl.

Halogen represents fluorine, chlorine, bromine and iodine.

10 When stated, that Y^1 , Y^2 , Y^3 and Y^4 represent CH or N, CH shall also stand for a ring carbon atom, which is substituted with a substituent R^3 .

In another embodiment, the present invention relates to compounds of general formulas (I-A) and (I-B),

15

wherein

A represents an aryl or heteroaryl ring,

20 R^1 , R^2 and R^3 independently from each other represent hydrogen, halogen, nitro, cyano, C_1 - C_6 -alkyl, hydroxy or C_1 - C_6 -alkoxy, wherein C_1 - C_6 -alkyl and C_1 - C_6 -alkoxy can be further substituted with one to three identical or different radicals selected from the group consisting of halogen, hydroxy and C_1 - C_4 -alkoxy,

25

R^4 represents C_1 - C_6 -alkylcarbonyl, C_1 - C_6 -alkoxycarbonyl, hydroxycarbonyl, aminocarbonyl, mono- or di- C_1 - C_4 -alkylaminocarbonyl, C_6 - C_{10} -arylamino-carbonyl, heteroarylcarbonyl, heterocyclylcarbonyl, heteroaryl, heterocyclyl or cyano, wherein C_1 - C_6 -alkylcarbonyl, C_1 - C_6 -alkoxycarbonyl, mono- and di- C_1 - C_4 -alkylaminocarbonyl can be further substituted with one to three
30 identical or different radicals selected from the group consisting of C_3 - C_8 -

- 10 -

cycloalkyl, hydroxy, C₁-C₄-alkoxy, C₁-C₄-alkoxycarbonyl, hydroxycarbonyl, aminocarbonyl, mono- and di-C₁-C₄-alkylaminocarbonyl, C₁-C₄-alkyl-carbonylamino, amino, mono- and di-C₁-C₄-alkylamino, heteroaryl, hetero-cyclyl and tri-(C₁-C₆-alkyl)-silyl,

5

R⁵ represents C₁-C₄-alkyl, which can be substituted with one to three identical or different radicals selected from the group consisting of halogen, hydroxy, C₁-C₆-alkoxy, C₂-C₆-alkenoxy, C₁-C₆-alkylthio, amino, mono- and di-C₁-C₆-alkylamino, arylamino, hydroxycarbonyl, C₁-C₆-alkoxycarbonyl and the radical -O-C₁-C₄-alkyl-O-C₁-C₄-alkyl,

10

R^{6A} represents hydrogen, C₁-C₆-alkylcarbonyl, C₃-C₈-cycloalkylcarbonyl, C₁-C₆-alkoxycarbonyl, mono- or di-C₁-C₄-alkylaminocarbonyl, wherein C₁-C₆-alkylcarbonyl, C₁-C₆-alkoxycarbonyl, mono- and di-C₁-C₄-alkylamino-carbonyl can be substituted with one to three identical or different radicals selected from the group consisting of C₃-C₈-cycloalkyl, hydroxy, C₁-C₄-alkoxy, amino, mono- and di-C₁-C₄-alkylamino,

15

R^{6B} represents C₁-C₆-alkyl, which can be substituted with one to three identical or different radicals selected from the group consisting of hydroxy, C₁-C₄-alkoxy, amino, mono- and di-C₁-C₄-alkylamino, aryl, heteroaryl and hetero-cyclyl,

20

R⁷ represents halogen, nitro, cyano, C₁-C₆-alkyl, hydroxy or C₁-C₆-alkoxy, wherein C₁-C₆-alkyl and C₁-C₆-alkoxy can be further substituted with one to three identical or different radicals selected from the group consisting of halogen, hydroxy and C₁-C₄-alkoxy,

25

and

30

- 11 -

Y^1 , Y^2 , Y^3 and Y^4 independently from each other represent CH or N, wherein the ring contains either 0, 1 or 2 nitrogen atoms.

In another embodiment, the present invention relates to compounds of general
5 formulas (I-A) and (I-B),

wherein

A represents a phenyl or pyridyl ring,
10

R^1 , R^2 and R^3 independently from each other represent hydrogen, fluoro, chloro, bromo, nitro, cyano, methyl, ethyl, trifluoromethyl or trifluoromethoxy,

R^4 represents C_1 - C_6 -alkylcarbonyl, C_1 - C_6 -alkoxycarbonyl, hydroxycarbonyl, aminocarbonyl, mono- or di- C_1 - C_4 -alkylaminocarbonyl or cyano, wherein
15 C_1 - C_6 -alkylcarbonyl, C_1 - C_6 -alkoxycarbonyl and mono- C_1 - C_4 -alkylamino-carbonyl can be substituted with one to three identical or different radicals selected from the group consisting of C_3 - C_6 -cycloalkyl, hydroxy, C_1 - C_4 -alkoxy, C_1 - C_4 -alkoxycarbonyl, amino, mono- or di- C_1 - C_4 -alkylamino, hetero-aryl and heterocyclyl,
20

R^5 represents methyl or ethyl,

R^{6A} represents hydrogen, C_1 - C_6 -alkylcarbonyl or C_3 - C_6 -cycloalkylcarbonyl, wherein C_1 - C_6 -alkylcarbonyl can be substituted with a radical selected from
25 the group consisting of C_3 - C_6 -cycloalkyl, hydroxy, C_1 - C_4 -alkoxy, amino, mono- and di- C_1 - C_4 -alkylamino,

R^{6B} represents C_1 - C_6 -alkyl, which can be substituted with a radical selected from
30 the group consisting of hydroxy, C_1 - C_4 -alkoxy, amino, mono- and di- C_1 - C_4 -alkylamino, phenyl, heteroaryl and heterocyclyl,

- 12 -

R⁷ represents halogen, nitro, cyano, trifluoromethyl, trifluoromethoxy, methyl or ethyl,

5 and

Y¹, Y², Y³ and Y⁴ each represent CH.

In another embodiment, the present invention relates to compounds of general
10 formulas (I-A) and (I-B),

wherein

A represents a phenyl or a pyridyl ring,

15

R¹ and R³ each represent hydrogen,

R² represents fluoro, chloro, bromo, nitro or cyano,

20 R⁴ represents C₁-C₄-alkylcarbonyl or C₁-C₄-alkoxycarbonyl, wherein C₁-C₄-alkoxycarbonyl can be substituted with a radical selected from the group consisting of hydroxy, C₁-C₄-alkoxy, C₁-C₄-alkoxycarbonyl, mono- and di-C₁-C₄-alkylamino, heteroaryl and heterocyclyl,

25 R⁵ represents methyl,

R^{6A} represents hydrogen, C₁-C₆-alkylcarbonyl or C₃-C₆-cycloalkylcarbonyl,

30 R^{6B} represents C₁-C₄-alkyl, which can be substituted with a radical selected from the group consisting of hydroxy, C₁-C₄-alkoxy, amino, di-C₁-C₄-alkylamino, phenyl, pyridyl, imidazolyl, pyrrolidino and morpholino,

- 13 -

R⁷ represents trifluoromethyl or nitro,

and

5

Y¹, Y², Y³ and Y⁴ each represent CH.

In another embodiment, the present invention relates to compounds according to general formulas (I-A) and (I-B), wherein A is phenyl or pyridyl.

10

In another embodiment, the present invention relates to compounds according to general formulas (I-A) and (I-B), wherein R¹ is hydrogen.

15

In another embodiment, the present invention relates to compounds according to general formulas (I-A) and (I-B), wherein R² is cyano, especially wherein A is phenyl or pyridyl and R² is cyano located in para-position relative to the central dihydropyrimidinethione ring.

20

In another embodiment, the present invention relates to compounds according to general formulas (I-A) and (I-B), wherein R³ is hydrogen.

25

In another embodiment, the present invention relates to compounds according to general formulas (I-A) and (I-B), wherein R⁴ is C₁-C₄-alkoxycarbonyl, which can be substituted with dimethylamino, diethylamino, N-ethylmethylamino, pyrrolidino or piperidino, or wherein R⁴ is C₁-C₄-alkylcarbonyl, especially methylcarbonyl.

30

In another embodiment, the present invention relates to compounds according to general formulas (I-A) and (I-B), wherein R⁵ is methyl.

In another embodiment, the present invention relates to compounds according to general formula (I-A), wherein R^{6A} is hydrogen.

- 14 -

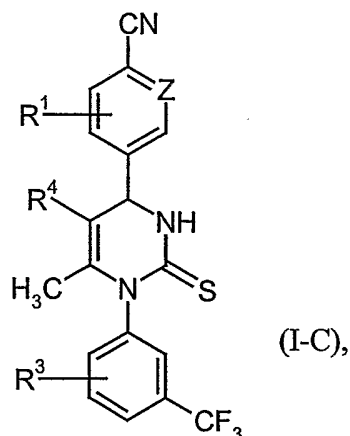
In another embodiment, the present invention relates to compounds according to general formula (I-B), wherein R^{6B} is methyl, (1H-imidazol-2-yl)methyl, 2-(diethylamino)ethyl, 2-hydroxyethyl, 3-hydroxypropyl and 2-(1-pyrrolidinyl)ethyl.

5

In another embodiment, the present invention relates to compounds according to general formulas (I-A) and (I-B), wherein R⁷ is trifluoromethyl or nitro.

In another embodiment, the present invention relates to compounds of general formula (I-C)

10



(I-C),

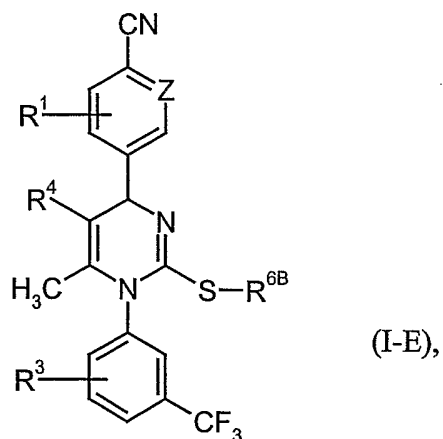
wherein

Z represents CH or N, and R¹, R³ and R⁴ have the meaning indicated above.

15

In another embodiment, the present invention relates to compounds of general formula (I-E)

- 15 -



wherein

Z represents CH or N,

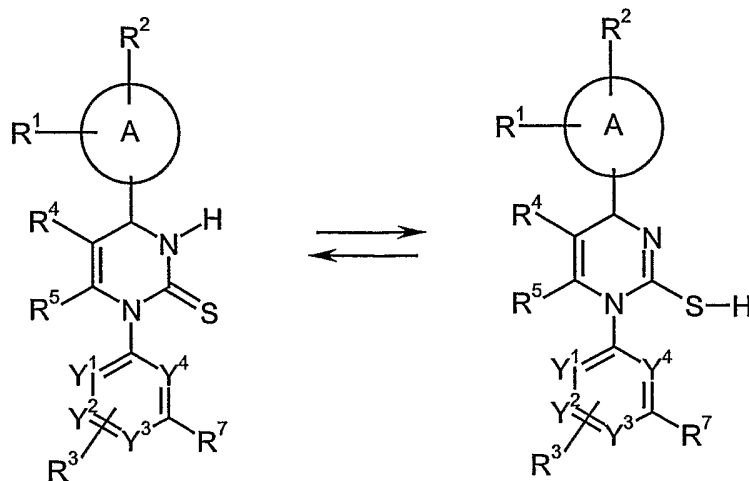
5

R¹, R³ and R⁴ have the meaning indicated above, and

R^{6B} represents C₁-C₄-alkyl, which can be substituted with a radical selected from the group consisting of hydroxy, di-C₁-C₄-alkylamino, phenyl, pyridyl, imidazolyl, pyrrolidino and morpholino.

10

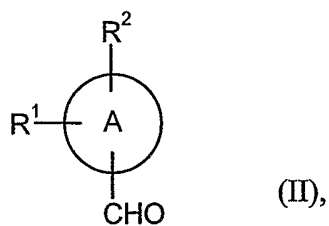
The compounds of the present invention, wherein R^{6A} in general formula (I-A) is hydrogen, can enolize into the corresponding mercaptoamidines:



15

- 16 -

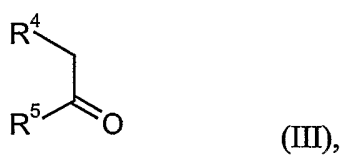
The compounds of general formulas (I-A), (I-B), (I-C) and (I-E), respectively, can be synthesized by condensing compounds of general formula (II)



wherein A, R¹ and R² have the meaning indicated above,

with compounds of general formula (III)

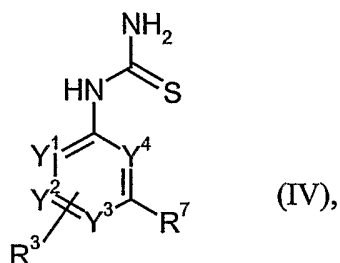
10



wherein R⁴ and R⁵ have the meaning indicated above,

15

and compounds of general formula (IV)

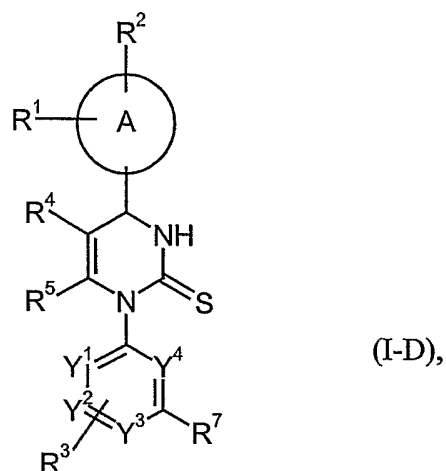


wherein R³, R⁷, and Y¹ to Y⁴ have the meaning indicated above,

20

- 17 -

in the presence of an acid either in a three-component / one-step reaction or sequentially to give compounds of the general formula (I-D)

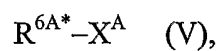


5 wherein

A, R¹ to R⁵, R⁷, and Y¹ to Y⁴ have the meaning indicated above,

optionally followed by reaction of the compounds of general formula (I-D) in the
 10 presence of a base either

[A] with compounds of the general formula (V)



15

wherein R^{6A*} has the meaning of R^{6A} as indicated above, but does not represent hydrogen, and X^A represents a leaving group, such as halogen,

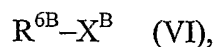
to give compounds of the general formula (I-A) or (I-C), respectively,

20

or

[B] with compounds of the general formula (VI)

- 18 -



5 wherein R^{6B} has the meaning indicated above and X^B represents a leaving group, such as halogen, tosylate, mesylate or sulfate,

to give compounds of the general formula (I-B) or (I-E), respectively.

10 Suitable solvents for the process (II) + (III) + (IV) \rightarrow (I-D) are generally customary organic solvents which do not change under the reaction conditions. These include ethers such as diethyl ether, diisopropyl ether, 1,2-dimethoxyethane, dioxan or tetrahydrofuran, ethyl acetate, acetone, acetonitrile, dimethylsulfoxide, dimethylformamide, or alcohols such as methanol, ethanol, n-propanol, isopropanol, n-butanol or t-butanol, or hydrocarbons such as pentane, hexane, cyclohexane, 15 benzene, toluene or xylene, or halogeno-hydrocarbons such as dichloromethane, dichloroethane, trichloromethane or chlorobenzene. It is also possible to use mixtures of the above-mentioned solvents. Preferred for the process is tetrahydrofuran.

20 Suitable acids for the process (II) + (III) + (IV) \rightarrow (I-D) are generally inorganic or organic acids. These preferably include carboxylic acids, such as, for example, acetic acid or trifluoroacetic acid, sulfonic acids, such as, for example, methanesulfonic acid or p-toluenesulfonic acid, hydrochloric acid or phosphoric acids such as polyphosphoric acids. Preference is given to polyphosphoric acid ethyl ester or polyphosphoric acid trimethylsilyl ester. The acid is employed in an amount from 25 0.25 mol to 100 mol, relative to 1 mol of the compound of the general formula (III).

The process is in general carried out in a temperature range from +20°C to +150°C, preferably from +60°C to +100°C.

The process is generally carried out at normal pressure. However, it is also possible to carry it out at elevated pressure or at reduced pressure (for example in a range from 0.5 to 5 bar).

5 Suitable solvents for the process $(I-D) + (V) \rightarrow (I-A) / (I-C)$ are generally customary organic solvents which do not change under the reaction conditions. These include ethers such as diethyl ether, diisopropyl ether, 1,2-dimethoxyethane, dioxan or tetrahydrofuran, ethyl acetate, acetone, acetonitrile, dimethylsulfoxide, dimethylformamide, or halogeno-hydrocarbons such as dichloromethane, dichloroethane, trichloromethane or chlorobenzene. It is also possible to use mixtures of the above-mentioned solvents. Preferred for the process is tetrahydrofuran.

15 Suitable bases for the process $(I-D) + (V) \rightarrow (I-A) / (I-C)$ are generally inorganic or organic bases. These preferably include cyclic amines, such as, for example, piperidine, pyridine or 4-N,N-dimethylaminopyridine, or (C_1-C_4) -trialkylamines, such as, for example, triethylamine or diisopropylethylamine. Preference is given to pyridine. The base is employed in an amount from 0.1 mol to 10 mol, preferably from 1 mol to 3 mol, relative to 1 mol of the compound of general formula (I-D).

20 The process is in general carried out in a temperature range from -20°C to $+120^{\circ}\text{C}$, preferably from $+0^{\circ}\text{C}$ to $+80^{\circ}\text{C}$, especially at room temperature.

25 The process is generally carried out at normal pressure. However, it is also possible to carry it out at elevated pressure or at reduced pressure (for example in a range from 0.5 to 5 bar).

30 Suitable solvents for the process $(I-D) + (VI) \rightarrow (I-B) / (I-E)$ are generally customary organic solvents which do not change under the reaction conditions. These include ethers such as diethyl ether, diisopropyl ether, 1,2-dimethoxyethane, dioxan or tetrahydrofuran, ethyl acetate, acetone, acetonitrile, dimethylsulfoxide, dimethylformamide, or halogeno-hydrocarbons such as dichloromethane, dichloroethane, tri-

- 20 -

chloromethane or chlorobenzene. It is also possible to use mixtures of the above-mentioned solvents. Preferred for the process is acetone.

Suitable bases for the process $(I-D) + (VI) \rightarrow (I-B) / (I-E)$ are generally inorganic or
5 organic bases. These preferably include alkali hydroxides, such as lithium, sodium or potassium hydroxide, alkali or alkaline-earth carbonates, such as sodium, potassium, calcium or caesium carbonate, alkali alkoxides, such as sodium or potassium methoxide, sodium or potassium ethoxide, or sodium or potassium tert.-butoxide, or cyclic amines, such as piperidine, pyridine or 4-N,N-dimethylaminopyridine, or
10 (C_1-C_4) -trialkylamines, such as triethylamine or diisopropylethylamine, or hydrides such as sodium hydride. Preference is given to potassium carbonate. The base is employed in an amount from 0.1 mol to 10 mol, preferably from 1 mol to 3 mol, relative to 1 mol of the compound of general formula (I-D).

15 To enhance the reactivity of the compounds of general formula (VI) in cases where X^B is chloride or bromide, the process $(I-D) + (VI) \rightarrow (I-B) / (I-E)$ is preferably carried out in the presence of catalytic amounts of iodide sources, such as potassium iodide or tetrabutylammonium iodide.

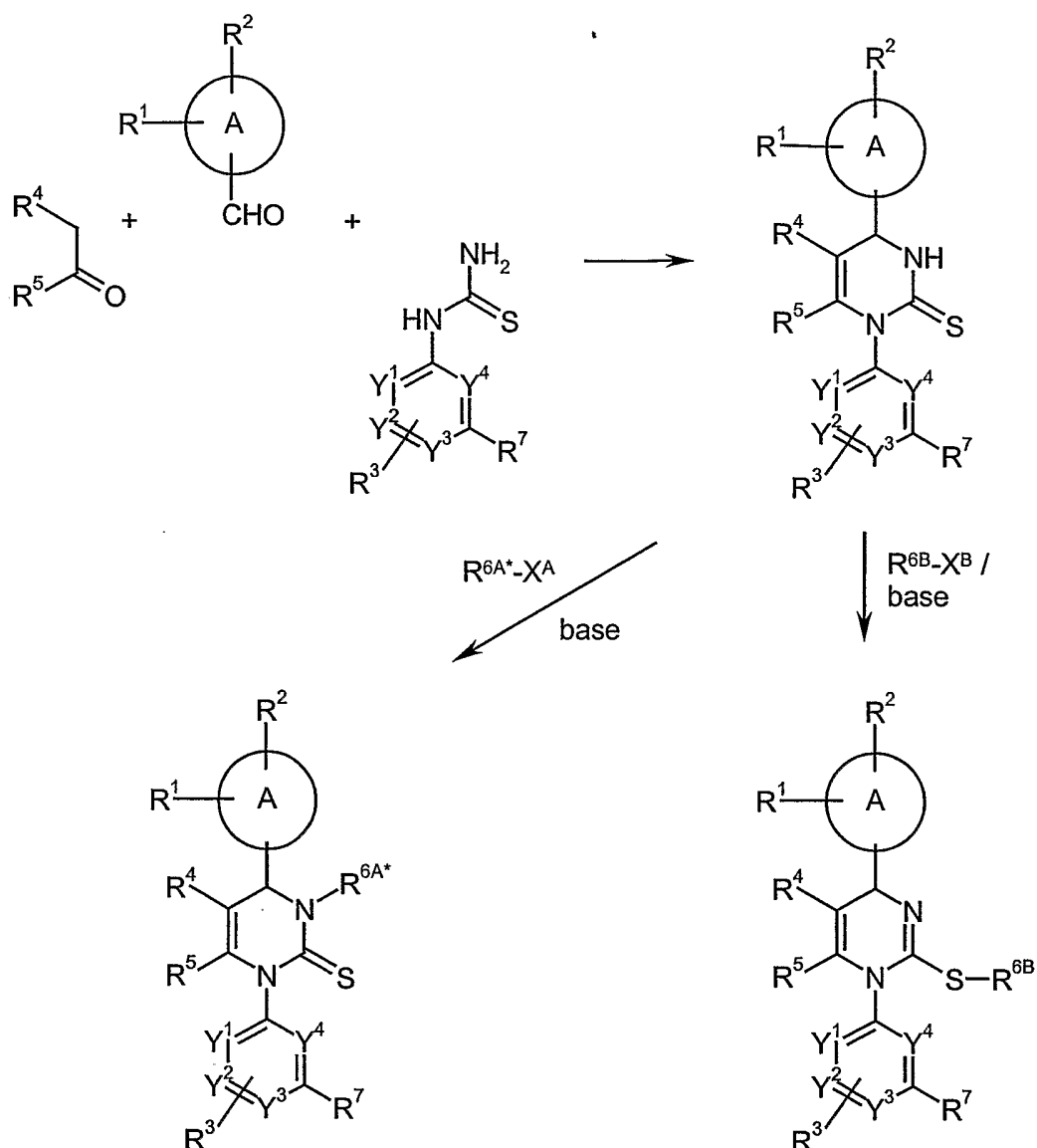
20 The process is in general carried out in a temperature range from 0°C to +150°C, preferably from +0°C to +80°C, especially at room temperature.

The process is generally carried out at normal pressure. However, it is also possible to carry it out at elevated pressure or at reduced pressure (for example in a range
25 from 0.5 to 5 bar).

The compounds of the general formulas (II), (III), (IV), (V) and (VI) are known per se, or they can be prepared by customary methods.

30 The above-mentioned method can be illustrated by the following scheme:

- 21 -



The compounds according to the invention exhibit an unforeseeable, useful pharmacological and pharmacokinetic activity spectrum. They are therefore suitable for use as medicaments for the treatment and/or prophylaxis of disorders in humans and animals.

Surprisingly, the compounds of the present invention show human neutrophil elastase (HNE) inhibitory activity and are therefore suitable for the preparation of medicaments for the treatment of diseases associated with HNE activity. They may thus provide an effective treatment of acute and chronic inflammatory processes,

such as rheumatoid arthritis, atherosclerosis, and especially of acute and chronic pulmonary diseases, such as lung fibrosis, cystic fibrosis, pneumonia, acute respiratory distress syndrome (ARDS), in particular pulmonary emphysema, including smoking-induced emphysema, and chronic obstructive pulmonary diseases (COPD), chronic bronchitis and bronchiectasis. The compounds of the present invention may further provide an effective treatment for cardiovascular ischaemic diseases such as acute coronary syndrome, acute myocardial infarction, unstable and stable angina pectoris, coronary artery bypass grafts (CABG) and heart failure development, for atherosclerosis, mitral valvular disease, atrial septal defects, percutaneous transluminal coronary angioplasty (PTCA), inflammation after open heart surgery and for pulmonary hypertension. They may also prove useful for an effective treatment of rheumatoid arthritis, acute inflammatory arthritis, cancer, acute pancreatitis, ulcerative colitis, periodontal disease, Chury-Strauss syndrome, acute and chronic atopic dermatitis, psoriasis, systemic lupus erythematosus, bullous pemphigus, sepsis, alcoholic hepatitis, liver fibrosis, Behcet's disease, allergic fungal sinusitis, allergic sinusitis, Crohn's disease, Kawasaki disease, glomerulonephritis, acute pyelonephritis, colorectal diseases, chronic suppurative otitis media, chronic venous leg ulcers, inflammatory bowel disease, bacterial and viral infections, brain trauma, stroke and other conditions in which neutrophil participation is involved.

20

The present invention further provides medicaments containing at least one compound according to the invention, preferably together with one or more pharmacologically safe excipient or carrier substances, and also their use for the above-mentioned purposes.

25

The active component can act systemically and/or locally. For this purpose, it can be applied in a suitable manner, for example orally, parenterally, pulmonally, nasally, sublingually, lingually, buccally, rectally, transdermally, conjunctivally, otically or as an implant.

30

For these application routes, the active component can be administered in suitable application forms.

5 Useful oral application forms include application forms which release the active component rapidly and/or in modified form, such as for example tablets (non-coated and coated tablets, for example with an enteric coating), capsules, sugar-coated tablets, granules, pellets, powders, emulsions, suspensions, solutions and aerosols.

10 Parenteral application can be carried out with avoidance of an absorption step (intravenously, intraarterially, intracardially, intraspinally or intralumbarily) or with inclusion of an absorption (intramuscularly, subcutaneously, intracutaneously, percutaneously or intraperitoneally). Useful parenteral application forms include injection and infusion preparations in the form of solutions, suspensions, emulsions, lyophilisates and sterile powders.

15 Forms suitable for other application routes include for example inhalatory pharmaceutical forms (including powder inhalers, nebulizers), nasal drops/solutions, sprays; tablets or capsules to be administered lingually, sublingually or buccally, suppositories, ear and eye preparations, vaginal capsules, aqueous suspensions
20 (lotions, shake mixtures), lipophilic suspensions, ointments, creams, milk, pastes, dusting powders or implants.

The active components can be converted into the recited application forms in a manner known per se. This is carried out using inert non-toxic, pharmaceutically
25 suitable excipients. These include inter alia carriers (for example microcrystalline cellulose), solvents (for example liquid polyethylene glycols), emulsifiers (for example sodium dodecyl sulphate), dispersing agents (for example polyvinylpyrrolidone), synthetic and natural biopolymers (for example albumin), stabilizers (for example antioxidants such as ascorbic acid), colorants (for example inorganic
30 pigments such as iron oxides) or taste and/or odor corrigents.

For human use, in the case of oral administration, it is recommendable to administer doses of from 0.001 to 50 mg/kg, preferably of 0.01 mg/kg to 20 mg/kg. In the case of parenteral administration, such as, for example, intravenously or via mucous membranes nasally, buccally or inhalationally, it is recommendable to use doses of
5 0.001 mg/kg to 0.5 mg/kg.

In spite of this, it can be necessary in certain circumstances to depart from the amounts mentioned, namely as a function of body weight, application route, individual behaviour towards the active component, manner of preparation and time
10 or interval at which application takes place. It can for instance be sufficient in some cases to use less than the aforementioned minimum amount, while in other cases the upper limit mentioned will have to be exceeded. In the case of the application of larger amounts, it can be advisable to divide them into a plurality of individual doses spread through the day.

15

The percentages in the tests and examples which follows are, unless otherwise stated, by weight; parts are by weight. Solvent ratios, dilution ratios and concentrations reported for liquid/liquid solutions are each based on the volume.

A. Evaluation of physiological activity

The potential of the compounds of the invention to inhibit neutrophil elastase activity may be demonstrated, for example, using the following assays:

5

I. *In vitro* enzyme assays of human neutrophil elastase (HNE)

Assay contents

10 assay buffer: 0.1 M HEPES-NaOH buffer pH 7.4, 0.5 M NaCl, 0.1% (w/v) bovine serum albumin;

suitable concentration (see below) of HNE (18 U/mg lyophil., #20927.01, SERVA Electrophoresis GmbH, Heidelberg, Germany) in assay buffer;

15

suitable concentration (see below) of substrate in assay buffer;

suitable concentration of test compounds diluted with assay buffer from a 10 mM stock solution in DMSO.

20

Example A

***In vitro* inhibition of HNE using a fluorogenic peptide substrate (continuous read-out signal, 384 MTP assay format):**

25

In this protocol, the elastase substrate MeOSuc-Ala-Ala-Pro-Val-AMC (#324740, Calbiochem-Novabiochem Corporation, Merck KGaA, Darmstadt, Germany) is used. The test solution is prepared by mixing 10 μ l of test compound dilution, 20 μ l of HNE enzyme dilution (final concentration 8 - 0.4 μ U/ml, routinely 2.1 μ U/ml) and 20 μ l of substrate dilution (final concentration 1 mM - 1 μ M, routinely 20 μ M), respectively. The solution is incubated for 0 - 2 hrs at 37°C (routinely one hour). The

30

fluorescence of the liberated AMC due to the enzymatic reaction is measured at 37°C (TECAN spectra fluor plus plate reader). The rate of increase of the fluorescence (ex. 395 nm, em. 460 nm) is proportional to elastase activity. IC₅₀ values are determined by RFU-versus-[I] plots. K_m and K_{m(app.)} values are determined by Lineweaver-Burk plots and converted to K_i values by Dixon plots.

The preparation examples had IC₅₀ values within the range of 5 nM - 5 μM in this assay. Representative data are given in Table 1:

10 Table 1

Example No.	IC₅₀ [nM]
1	13
3	9
4	23
6	70
7	10
9	40
12	100
14	10
15	5
19	30
29	10
31	80
33	20
58	12

Example B***In vitro* inhibition of HNE using a fluorogenic, insoluble elastin substrate (discontinuous read-out signal, 96 MTP assay format):**

5

In this protocol the elastase substrate elastin-fluorescein (#100620, ICN Biomedicals GmbH, Eschwege, Germany) is used. The test solution is prepared by mixing 3 μ l of test compound dilution, 77 μ l of HNE enzyme dilution (final concentration 0.22 U/ml - 2.2 mU/ml, routinely 21.7 μ U/ml) and 80 μ l substrate suspension (final concentration 2 mg/ml). The suspension is incubated for 0 - 16 hrs at 37°C (routinely four hours) under slightly shaking conditions. To stop the enzymatic reaction, 160 μ l of 0.1 M acetic acid are added to the test solution (final concentration 50 mM). The polymeric elastin-fluorescein is pulled down by centrifugation (Eppendorf 5804 centrifuge, 3.000 rpm, 10 min). The supernatant is transferred into a new MTP and the fluorescence of the liberated peptide fluorescein due to the enzymatic reaction is measured (BMG Fluostar plate reader). The rate of fluorescence (ex. 490 nm, em. 520 nm) is proportional to elastase activity. IC₅₀ values are determined by RFU-versus-[I] plots.

10

20 **II. *In vitro* human neutrophil assays****Example A*****In vitro* PMN elastolysis assay:**

25

This assay is used to determine the elastolytic potential of human polymorphonuclear cells (PMNs) and assess the proportion of degradation due to neutrophil elastase [cf. Z.W. She et al., Am. J. Respir. Cell. Mol. Biol. 9, 386-392 (1993)].

30

Tritiated elastin, in suspension, is coated on to a 96 well plate at 10 μ g per well. Test and reference [ZD-0892 (J. Med. Chem. 40, 1876-1885, 3173-3181 (1997), WO

- 28 -

95/21855) and α 1 protease inhibitor (α 1PI)] compounds are added to the wells at the appropriate concentrations. Human PMNs are separated from peripheral venous blood of healthy donors and resuspended in culture media. The neutrophils are added to the coated wells at concentrations ranging between 1×10^6 to 1×10^5 cells per well. Porcine pancreatic elastase (1.3 μ M) is used as a positive control for the assay, and α 1PI (1.2 μ M) is used as the positive inhibitor of neutrophil elastase. The cellular control is PMNs without compound at each appropriate cell density. The cells plus compounds are incubated in a humidified incubator at 37°C for 4 hours. The plates are centrifuged to allow the harvest of cell supernatant only. The supernatant is transferred in 75 μ l volumes to corresponding wells of a 96 well Lumaplate™ (solid scintillant containing plates). The plates are dried until no liquid is visible in the wells and read in a beta counter for 3 minutes per well.

Elastolysis of the 3 H-elastin results in an increase in counts in the supernatant. An inhibition of this elastolysis shows a decrease, from the cellular control, of tritium in the supernatant. α 1PI gave $83.46 \pm 3.97\%$ (mean \pm s.e.m.) inhibition at 1.2 μ M (n = 3 different donors at 3.6×10^5 cells per well). IC₅₀ values were obtained for the reference compound ZD-0892 of 45.50 ± 7.75 nM (mean \pm s.e.m.) (n = 2 different donors at 3.6×10^5 cells per well).

Given that ZD-0892 is a selective inhibitor of PMN elastase along with the data from α 1PI inhibition, these results indicate that the majority of elastin degradation by PMNs is due to the release of neutrophil elastase, and not to another elastolytic enzyme such as matrix metalloproteases (MMPs). The compounds of this invention are evaluated for their inhibitory activity in this HNE-dependent model of neutrophil elastolysis.

Example B***In vitro* inhibition of membrane bound elastase:**

5 Measurement of the inhibition of elastase bound to neutrophil membranes is performed using a human neutrophil assay. Neutrophils are stimulated with LPS at 37°C for 35 min and then spun at 1600 rpm. Subsequently, the membrane bound elastase is fixed to the neutrophils with 3% paraformaldehyde and 0.25% glutaraldehyde for 3 min at 4°C. The neutrophils are then spun, and vehicle and the compound under
10 evaluation are added, followed by addition of the substrate MeOSuc-Ala-Ala-Pro-Val-AMC (#324740, Calbiochem-Novabiochem Corporation, Merck KGaA, Darmstadt, Germany) at 200 µM. Following a 25 min incubation at 37°C, the reaction is terminated with PMSF (phenylmethanesulfonyl fluoride), and the fluorescence is read at ex: 400 nm and em: 505 nm. IC₅₀ values are determined by inter-
15 polation from plots of relative fluorescence vs. inhibitor concentration.

III. *In vivo* models**Example A**

20

***In vivo* model of acute lung injury in the rat:**

Instillation of human neutrophil elastase (HNE) into rat lung causes acute lung damage. The extent of this injury can be assessed by measuring lung haemorrhage.

25

Rats are anaesthetised with Hypnorm/Hypnovel/water and instilled with HNE or saline delivered by microsyringe into the lungs. Test compounds are administered by intravenous injection, by oral gavage or by inhalation at set times prior to the administration of HNE. Sixty minutes after the administration of elastase animals are
30 killed by an anaesthetic overdose (sodium pentobarbitone) and the lungs lavaged with 2 ml heparinised phosphate buffered saline (PBS). Bronchoalveolar lavage

(BAL) volume is recorded and the samples kept on ice. Each BAL sample is centrifuged at 900 r.p.m. for 10 minutes at 4-10°C. The supernatant is discarded and the cell pellet resuspended in PBS and the sample spun down again. The supernatant is again discarded and the cell pellet resuspended in 1 ml 0.1% cetyltrimethyl-

5 ammonium bromide (CTAB) / PBS to lyse the cells. Samples are frozen until blood content is assayed. Prior to the haemorrhage assay the samples are defrosted and mixed. 100 µl of each sample are placed into a separate well of a 96 well flat-bottomed plate. All samples are tested in duplicate. 100 µl 0.1% CTAB/PBS is included as a blank. The absorbance of the well contents is measured at 415 nm using

10 a spectrophotometer. A standard curve is constructed by measuring the OD at 415 nm of different concentrations of blood in 0.1% CTAB/PBS. Blood content values are calculated by comparison to the standard curve (included in each plate) and normalised for the volume of BAL fluid retrieved.

15 The compounds of this invention are evaluated intravenously, orally or by inhalation for their inhibitory activity in this model of HNE-induced haemorrhage in the rat.

Example B

***In vivo* model of acute myocardial infarction in the rat:**

Elastase inhibitors are tested in a rat thread infarct model. Male Wistar rats (weighing >300 g) receive 10 mg/kg aspirin 30 min prior to surgery. They are anaesthetized by isofluran and ventilated (120-130 strokes/min, 200-250 µl stroke volume; MiniVent

25 Type 845, Hugo Sachs Elektronik, Germany) during the whole surgery. Following a left thoracotomy at the fourth intercostal space, the pericardium is opened and the heart briefly exteriorized. A thread is turned around the left coronary artery (LAD) without occluding the artery. The thread is passed under the skin to the neck of the animal. The thorax is closed and the animal is allowed to recover for 4 days. At the

30 fifth day, rats are anaesthetized with ether for 3 min, and the thread is tied and the LAD occluded under ECG control. Test compounds are administered before or after

- 31 -

5 LAD occlusion per os, intraperitoneally or intravenously (bolus or permanent infusion). After 1 hr occlusion, the thread is reopened to allow reperfusion. Hearts are excised, and infarct sizes are determined 48 hours later by staining of the re-occluded hearts with Evans blue, followed by TTC (triphenyltetrazolium chloride) staining of 2 mm heart sections. Normoxic (not occluded tissue) areas stain blue, ischemic (occluded but surviving tissue) areas stain red and necrotic (occluded dead tissue) areas remain white. Each tissue section is scanned and infarct sizes are determined by computer planimetry.

B. Examples**Abbreviations:**

DMF	<i>N,N</i> -dimethylformamide
DMSO	dimethylsulfoxide
EI	electron-impact ionisation (for MS)
ESI	electro-spray ionisation (for MS)
h	hour(s)
HPLC	high pressure liquid chromatography
LC-MS	liquid chromatography coupled with mass spectroscopy
MS	mass spectroscopy
NMR	nuclear magnetic resonance
of th.	of theoretical (yield)
RP	reverse phase (for HPLC)
R _t	retention time (for HPLC)
THF	tetrahydrofuran

5

General methods:

All reactions were carried out under an argon atmosphere unless otherwise noted. Solvents were used as purchased from commercial sources without further purification. 'Silica gel' or 'Silica' refers to Silica gel 60 (0.040 mm-0.063 mm) from Merck KGaA company, Germany. Compounds purified over preparative HPLC were purified over a RP18-column with acetonitrile and water as the eluent, using a 1:9 to 9:1 gradient.

10

LC-MS and HPLC methods:**Method 1:**

Instrument: Micromass Platform LCZ, HP1100; Column: Symmetry C18, 50 mm x
5 2.1 mm, 3.5 μ m; Eluent A: water + 0.05% formic acid, Eluent B: acetonitrile +
0.05% formic acid; Gradient: 0.0 min 90% A \rightarrow 4.0 min 10% A \rightarrow 6.0 min 10% A;
Oven: 40°C; Flow: 0.5 ml/min; UV-detection: 208-400 nm.

Method 2:

10 Instrument MS: Micromass ZQ; Instrument HPLC: Waters Alliance 2790; Column:
Uptisphere HDO, 50 mm x 2.0 mm, 3.0 μ m; Eluent A: water + 0.05% formic acid,
Eluent B: acetonitrile + 0.05% formic acid; Gradient: 0.0 min 5% B \rightarrow 2.0 min 40%
B \rightarrow 4.5 min 90% B \rightarrow 5.5 min 90% B; Temperature: 45°C; Flow: 0.75 ml/min;
UV-detection: 210 nm.

15

Method 3:

Instrument: Micromass Platform LCZ, HP1100; Column: Grom-Sil 120 ODS-4 HE,
50 mm x 2.0 mm, 3 μ m; Eluent A: water + 0.05% formic acid, Eluent B: acetonitrile
+ 0.05% formic acid; Gradient: 0.0 min 100% A \rightarrow 0.2 min 100% A \rightarrow 2.9 min 30%
20 A \rightarrow 3.1 min 10% A \rightarrow 4.5 min 10% A; Temperature: 55°C; Flow: 0.8 ml/min; UV-
detection: 208-400 nm.

Method 4:

Instrument: Micromass Quattro LCZ with HPLC Agilent Series 1100; Column:
25 Uptisphere HDO, 50 mm x 2.0 mm, 3 μ m; Eluent A: 1 l water + 1 ml 50% formic
acid, Eluent B: 1 l acetonitrile + 1 ml 50% formic acid; Gradient: 0.0 min 100% A \rightarrow
0.2 min 100% A \rightarrow 2.9 min 30% A \rightarrow 3.1 min 10% A \rightarrow 4.5 min 10% A;
Temperature: 55°C; Flow: 0.8 ml/min; UV-detection: 208-400 nm.

- 34 -

Method 5:

Instrument MS: Micromass ZQ; Instrument HPLC: Waters Alliance 2790; Column: Grom-Sil 120 ODS-4 HE 50 mm x 2 mm, 3.0 µm; Eluent B: acetonitrile + 0.05% formic acid, Eluent A: water + 0.05% formic acid; Gradient: 0.0 min 5% B → 2.0 min 40% B → 4.5 min 90% B → 5.5 min 90% B; Temperature: 45 °C; Flow: 0.0 min 0.75 ml/min → 4.5 min 0.75 ml/min → 5.5 min 1.25 ml/min; UV-detection: 210 nm.

Method 6:

Instrument MS: Micromass ZQ; Instrument HPLC: HP 1100 Series; UV DAD; Column: Grom-Sil 120 ODS-4 HE, 50 mm x 2 mm, 3.0 µm; Eluent A: water + 500 µl 50% formic acid / 1, Eluent B: acetonitrile + 500 µl 50% formic acid / 1; Gradient: 0.0 min 0% B → 2.9 min 70% B → 3.1 min 90% B → 4.5 min 90% B; Temperature: 50°C; Flow: 0.8 ml/min; UV-detection: 210 nm.

Method 7:

Instrument: Micromass Platform LCZ with HPLC Agilent Series 1100; Column: Grom-Sil 120 ODS-4 HE, 50 mm x 2.0 mm, 3 µm; Eluent A: 1 l water + 1 ml formic acid (50%), Eluent B: 1 l acetonitrile + 1 ml formic acid (50%); Gradient: 0.0 min 100% A → 0.2 min 100% A → 2.9 min 30% A → 3.1 min 10% A → 4.5 min 10% A; Temperature: 55°C; Flow: 0.8 ml/min; UV-detection: 208-400 nm.

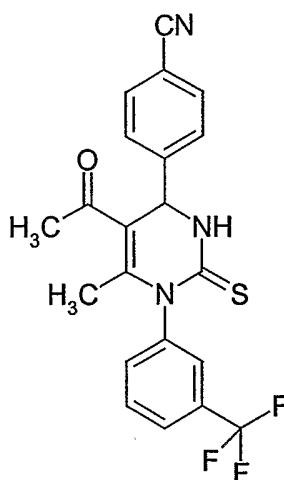
Method 8:

Instrument: Micromass TOF-MUX-Interface quadruple parallel injection with HPLC Waters 600; Column: Uptisphere HDO, 50 mm x 2.0 mm, 3.0 µm; Eluent A: 1 l water + 1 ml formic acid (50%), Eluent B: 1 l acetonitrile + 1 ml formic acid (50%); Gradient: 0.0 min 100% A → 0.2 min 100% A → 2.9 min 30% A → 3.1 min 10% A → 4.5 min 10% A → 4.6 min 100% A → 6.5 min 100% A; Temperature: room temperature; Flow: 0.8 ml/min; UV-detection: 210 nm.

30

Preparation Examples:**Example 1**

4-{5-Acetyl-6-methyl-2-thioxo-1-[3-(trifluoromethyl)phenyl]-1,2,3,4-tetrahydro-4-pyrimidinyl}benzonitrile



3-Trifluoromethylphenyl thiourea (200 mg, 0.91 mmol), 4-cyanobenzaldehyde
10 (238.2 mg, 1.82 mmol) and 2,4-pentanedione (181.9 mg, 1.82 mmol) are dissolved in
5 ml THF. Ethyl polyphosphate (0.30 g) is added and the reaction mixture is stirred
at reflux temperature overnight. After cooling to room temperature, the reaction is
quenched with 10 ml of water and extracted with 10 ml ethyl acetate (2 x). The
combined organic layers are dried with sodium sulfate and the solvent is removed *in*
15 *vacuo*. The product is purified via preparative HPLC (RP18-column; eluent:
acetonitrile-water, gradient 10:90 to 90:10).

Yield: 53 mg (14% of th.)

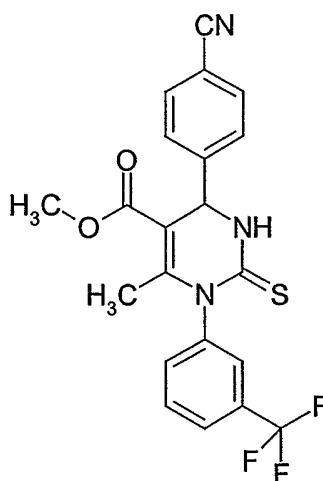
LC-MS (method 1): $R_t = 4.48$ min.

MS (ESIpos): $m/z = 416$ (M+H)⁺

20 ¹H-NMR (200 MHz, DMSO-d₆): $\delta = 10.32$ (d, 1H); 7.93 (d, 2H); 7.43-7.84 (m, 6H);
5.48 (d, 1H); 2.26 (s, 3H); 1.99 (s, 3H) ppm.

Example 2

Methyl 4-(4-cyanophenyl)-6-methyl-2-thioxo-1-[3-(trifluoromethyl)phenyl]-1,2,3,4-tetrahydro-5-pyrimidinecarboxylate



5

3-Trifluoromethylphenyl thiourea (200 mg, 0.91 mmol), 4-cyanobenzaldehyde (238.2 mg, 1.82 mmol) and methyl acetoacetate (211 mg, 1.82 mmol) are dissolved in 5 ml THF. Ethyl polyphosphate (0.30 g) is added and the reaction mixture is stirred at reflux temperature overnight. After cooling to room temperature, the reaction is quenched with 10 ml of water and extracted with 10 ml ethyl acetate (2 x). The combined organic layers are dried with sodium sulfate and the solvent is removed *in vacuo*. The product is purified via preparative HPLC (RP18-column; eluent: acetonitrile-water, gradient 10:90 to 90:10).

15 Yield: 315 mg (80% of th.)

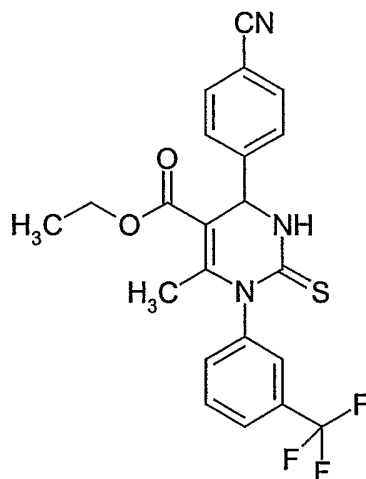
LC-MS (method 1): $R_t = 4.70$ min.

MS (ESIpos): $m/z = 432$ (M+H)⁺

¹H-NMR (200 MHz, DMSO-d₆): $\delta = 10.24$ (d, 1H); 7.92 (d, 2H); 7.54-7.83 (m, 6H); 5.40 (d, 1H); 3.63 (s, 3H); 2.06 (s, 3H) ppm.

Example 3

Ethyl 4-(4-cyanophenyl)-6-methyl-2-thioxo-1-[3-(trifluoromethyl)phenyl]-1,2,3,4-tetrahydro-5-pyrimidinecarboxylate



5

3-Trifluoromethylphenyl thiourea (3.00 g, 13.6 mmol), 4-cyanobenzaldehyde (3.57 g, 27.3 mmol) and ethyl acetoacetate (3.55 g, 27.3 mmol) are dissolved in 50 ml THF. Ethyl polyphosphate (4.50 g) is added and the reaction mixture is stirred at reflux temperature overnight. After cooling to room temperature, it is quenched with 50 ml of water and extracted with 100 ml ethyl acetate (2 x). The combined organic layers are dried with sodium sulfate and the solvent is removed *in vacuo*. The product is purified via preparative HPLC (RP18-column; eluent: acetonitrile-water, gradient 10:90 to 90:10).

15 Yield: 3.15 g (52% of th.)

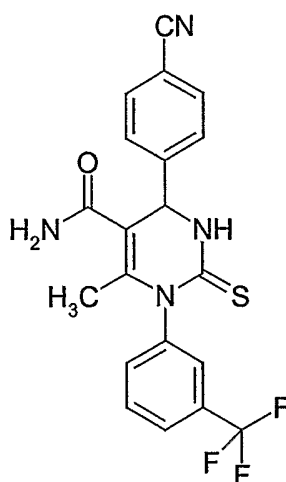
LC-MS (method 2): $R_t = 4.10$ min.

MS (ESIpos): $m/z = 446$ (M+H)⁺

¹H-NMR (200 MHz, DMSO-d₆): $\delta = 10.18$ (d, 1H); 7.92 (d, 2H); 7.45-7.82 (m, 6H); 5.40 (d, 1H); 4.08 (q, 2H); 2.05 (s, 3H); 1.12 (t, 3H) ppm.

Example 4

4-(4-Cyanophenyl)-6-methyl-2-thioxo-1-[3-(trifluoromethyl)phenyl]-1,2,3,4-tetrahydro-5-pyrimidinecarboxamide



5

3-Trifluoromethylphenyl thiourea (200 mg, 0.91 mmol), 4-cyanobenzaldehyde (238.2 mg, 1.82 mmol) and 3-oxobutanamide (183 mg, 1.82 mmol) are dissolved in 5 ml THF. Ethyl polyphosphate (0.30 g) is added and the reaction mixture is stirred at reflux temperature overnight. After cooling to room temperature, it is quenched with 10 ml of water and extracted with 10 ml ethyl acetate (2 x). The combined organic layers are dried with sodium sulfate and the solvent is removed *in vacuo*. The product is purified via preparative HPLC (RP18-column; eluent: acetonitrile-water, gradient 10:90 to 90:10).

15 Yield: 29 mg (8% of th.)

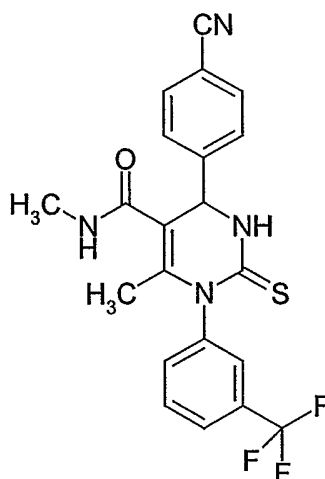
LC-MS (method 1): $R_t = 4.35$ min.

MS (ESIpos): $m/z = 417$ (M+H)⁺

¹H-NMR (200 MHz, DMSO-d₆): $\delta = 9.86$ (d, 1H); 7.93 (d, 2H); 7.76 (d, 1H); 7.67 (t, 1H); 7.24-7.62 (m, 4H); 7.59 (d, 2H); 5.40 (d, 1H); 1.74 (s, 3H) ppm.

Example 5

4-(4-Cyanophenyl)-N,6-dimethyl-2-thioxo-1-[3-(trifluoromethyl)phenyl]-1,2,3,4-tetrahydro-5-pyrimidinecarboxamide



5

3-Trifluoromethylphenyl thiourea (200 mg, 0.91 mmol), 4-cyanobenzaldehyde (238.2 mg, 1.82 mmol) and N-methyl-3-oxobutanamide (299 mg, 1.82 mmol) are dissolved in 5 ml THF. Ethyl polyphosphate (0.30 g) is added and the reaction mixture is stirred at reflux temperature overnight. After cooling to room temperature, the reaction is quenched with 10 ml of water and extracted with 10 ml ethyl acetate (2 x). The combined organic layers are dried with sodium sulfate and the solvent is removed *in vacuo*. The product is purified via preparative HPLC (RP18-column; eluent: acetonitrile-water, gradient 10:90 to 90:10).

15 Yield: 104 mg (27% of th.)

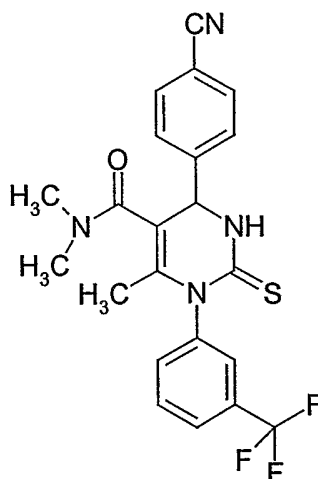
LC-MS (method 1): $R_t = 4.10$ min.

MS (ESIpos): $m/z = 431$ (M+H)⁺

¹H-NMR (200 MHz, DMSO-d₆): $\delta = 9.89$ (d, 1H); 7.93 (d, 2H); 7.54 (d, 2H); 7.38-8.12 (m, 5H); 5.36 (d, 1H); 2.59 (d, 3H); 1.66 (s, 3H) ppm.

Example 6

4-(4-Cyanophenyl)-N,N,6-trimethyl-2-thioxo-1-[3-(trifluoromethyl)phenyl]-1,2,3,4-tetrahydro-5-pyrimidinecarboxamide



5

3-Trifluoromethylphenyl thiourea (200 mg, 0.91 mmol), 4-cyanobenzaldehyde (238.2 mg, 1.82 mmol) and N,N-dimethyl-3-oxobutanamide (235 mg, 1.82 mmol) are dissolved in 5 ml THF. Ethyl polyphosphate (0.30 g) is added and the reaction mixture is stirred at reflux temperature overnight. After cooling to room temperature, it is quenched with 10 ml of water and extracted with 10 ml ethyl acetate (2 x). The combined organic layers are dried with sodium sulfate and the solvent is removed *in vacuo*. The product is purified via preparative HPLC (RP18-column; eluent: acetonitrile-water, gradient 10:90 to 90:10).

15 Yield: 270 mg (67% of th.)

LC-MS (method 1): $R_t = 4.20$ min.

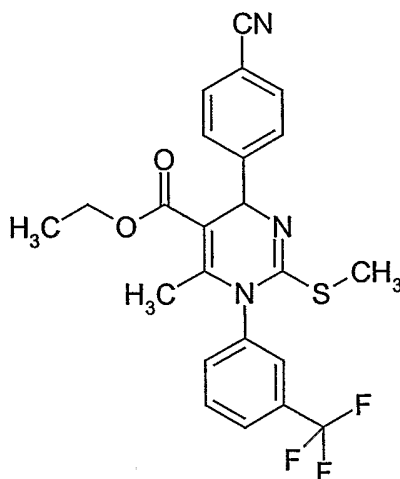
MS (ESIpos): $m/z = 445$ ($M+H$)⁺

¹H-NMR (200 MHz, DMSO-d₆): $\delta = 9.77$ (d, 1H); 7.92 (d, 2H); 7.54 (d, 2H); 7.49-7.83 (m, 4H); 5.19 (br. s, 1H); 3.33 (s, 3H); 2.78 (s, 3H); 1.43 (s, 3H) ppm.

- 41 -

Example 7

Ethyl 4-(4-cyanophenyl)-6-methyl-2-(methylsulfanyl)-1-[3-(trifluoromethyl)phenyl]-1,4-dihydro-5-pyrimidinecarboxylate



5

Ethyl 4-(4-cyanophenyl)-6-methyl-2-thioxo-1-[3-(trifluoromethyl)phenyl]-1,2,3,4-tetrahydro-5-pyrimidinecarboxylate (Example 3; 1000 mg, 2.24 mmol), iodomethane (350.5 mg, 2.47 mmol) and potassium carbonate (341 mg, 1.82 mmol) are dissolved in 20 ml acetone. The reaction mixture is stirred at room temperature overnight and the solvent is removed *in vacuo*. The product is purified by column chromatography (silica gel; eluent: cyclohexane-ethyl acetate, gradient 90:10 to 50:50).

10

Yield: 998 mg (97% of th.)

LC-MS (method 3): $R_t = 4.20$ min.

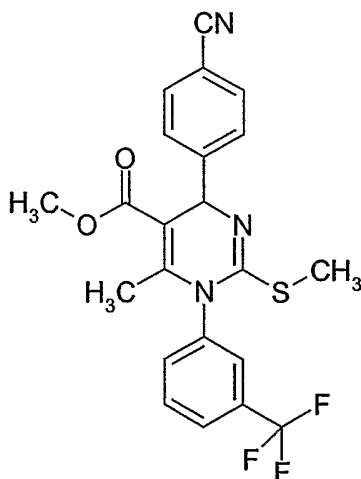
15

MS (ESIpos): $m/z = 460$ ($M+H$)⁺

¹H-NMR (200 MHz, DMSO- d_6): $\delta = 7.85$ (d, 2H); 7.69-7.94 (m, 4H); 7.60 (d, 2H); 5.76 (s, 1H); 4.04 (q, 2H); 2.14 (s, 3H); 2.01 (s, 3H); 1.11 (t, 3H) ppm.

Example 8

Methyl 4-(4-cyanophenyl)-6-methyl-2-(methylsulfanyl)-1-[3-(trifluoromethyl)phenyl]-1,4-dihydro-5-pyrimidinecarboxylate



5

Ethyl 4-(4-cyanophenyl)-6-methyl-2-(methylsulfanyl)-1-[3-(trifluoromethyl)phenyl]-1,4-dihydro-5-pyrimidinecarboxylate (Example 7; 100 mg, 0.22 mmol) and sodium methoxide (117.6 mg, 2.18 mmol) are dissolved in 5 ml methanol and stirred at reflux temperature for 3 h. The reaction is quenched with 10 ml of water and the aqueous phase is extracted with 10 ml methylene chloride (2 x). After drying with sodium sulfate, the solvent is removed *in vacuo* and the product is purified by column chromatography (silica gel; eluent: cyclohexane-ethyl acetate, gradient 90:10 to 50:50).

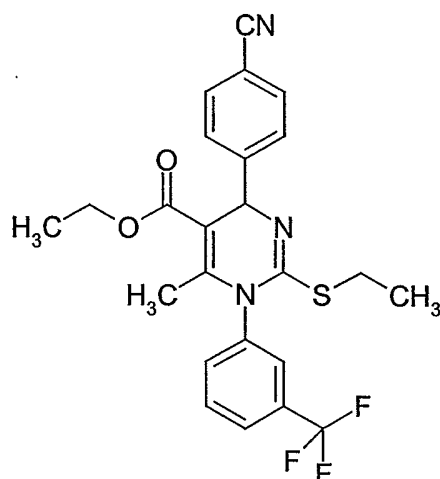
15 Yield: 60 mg (62% of th.)

LC-MS (method 2): $R_t = 4.27$ min.

MS (ESIpos): $m/z = 446$ ($M+H$)⁺.

Example 9

Ethyl 4-(4-cyanophenyl)-6-methyl-2-(ethylsulfanyl)-1-[3-(trifluoromethyl)phenyl]-1,4-dihydro-5-pyrimidinecarboxylate



5

Ethyl 4-(4-cyanophenyl)-6-methyl-2-thioxo-1-[3-(trifluoromethyl)phenyl]-1,2,3,4-tetrahydro-5-pyrimidinecarboxylate (Example 3; 100 mg, 0.22 mmol), iodoethane (38.5 mg, 0.25 mmol) and potassium carbonate (34.1 mg, 0.25 mmol) are dissolved in 3 ml acetone and stirred at room temperature overnight. The solvent is removed *in vacuo* and the product is purified via preparative HPLC (RP18-column; eluent: acetonitrile-water, gradient 10:90 to 90:10).

10

Yield: 62 mg (58% of th.)

LC-MS (method 2): $R_t = 4.67$ min.

15

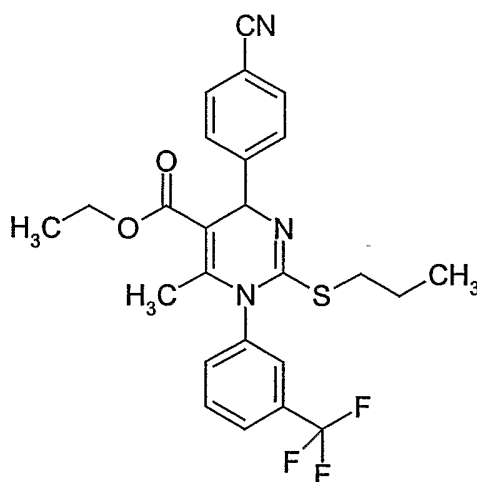
MS (ESIpos): $m/z = 474$ (M+H)⁺

¹H-NMR (200 MHz, DMSO-d₆): $\delta = 7.85$ (d, 2H); 7.68-7.94 (m, 4H); 7.60 (d, 2H); 5.75 (s, 1H); 4.03 (q, 2H); 2.74 (m, 2H); 2.01 (s, 3H); 1.11 (t, 3H); 1.01 (t, 3H) ppm.

- 44 -

Example 10

Ethyl 4-(4-cyanophenyl)-6-methyl-2-(propylsulfanyl)-1-[3-(trifluoromethyl)phenyl]-1,4-dihydro-5-pyrimidinecarboxylate



5

Ethyl 4-(4-cyanophenyl)-6-methyl-2-thioxo-1-[3-(trifluoromethyl)phenyl]-1,2,3,4-tetrahydro-5-pyrimidinecarboxylate (Example 3; 100 mg, 0.22 mmol), 1-iodopropane (42.0 mg, 0.25 mmol) and potassium carbonate (34.1 mg, 0.25 mmol) are dissolved in 3 ml acetone and stirred at room temperature overnight. The solvent is removed *in vacuo* and the product is purified via preparative HPLC (RP18-column; eluent: acetonitrile-water, gradient 10:90 to 90:10).

10

Yield: 45 mg (41% of th.)

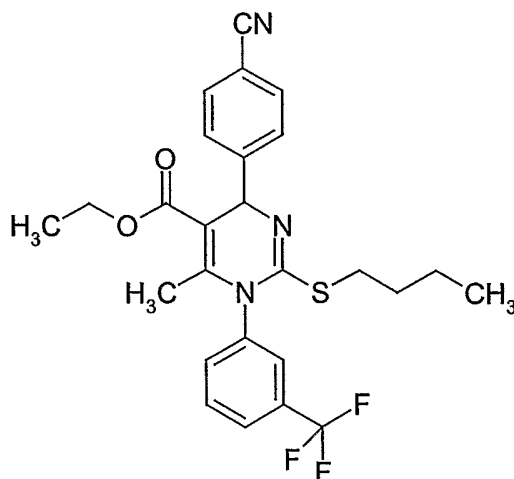
LC-MS (method 3): $R_t = 4.45$ min.

15

MS (ESIpos): $m/z = 488$ (M+H)⁺.

Example 11

Ethyl 4-(4-cyanophenyl)-6-methyl-2-(butylsulfanyl)-1-[3-(trifluoromethyl)phenyl]-1,4-dihydro-5-pyrimidinecarboxylate



5

Ethyl 4-(4-cyanophenyl)-6-methyl-2-thioxo-1-[3-(trifluoromethyl)phenyl]-1,2,3,4-tetrahydro-5-pyrimidinecarboxylate (Example 3; 100 mg, 0.22 mmol), 1-iodobutane (45.0 mg, 0.25 mmol) and potassium carbonate (34.1 mg, 0.25 mmol) are dissolved
10 in 3 ml acetone and stirred at room temperature overnight. The solvent is removed *in vacuo* and the product is purified via preparative HPLC (RP18-column; eluent: acetonitrile-water, gradient 10:90 to 90:10).

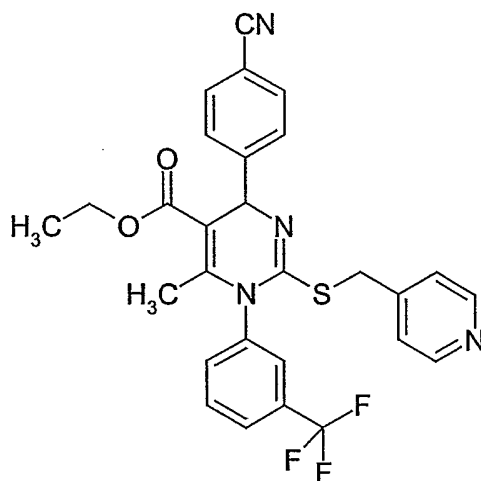
Yield: 53 mg (47% of th.)

LC-MS (method 3): $R_t = 4.58$ min.

15 MS (ESIpos): $m/z = 402$ (M+H)⁺.

Example 12

Ethyl 4-(4-cyanophenyl)-6-methyl-2-[(4-pyridinylmethyl)sulfanyl]-1-[3-(trifluoromethyl)phenyl]-1,4-dihydro-5-pyrimidinecarboxylate



5

Ethyl 4-(4-cyanophenyl)-6-methyl-2-thioxo-1-[3-(trifluoromethyl)phenyl]-1,2,3,4-tetrahydro-5-pyrimidinecarboxylate (Example 3; 100 mg, 0.22 mmol), 4-(bromomethyl)pyridine hydrobromide (62.5 mg, 0.25 mmol), N,N,N-tributyl-1-butanaminium iodide (7 mg, 0.03 mmol) and potassium carbonate (65.2 mg, 0.47 mmol) are dissolved in 3 ml acetone and stirred at room temperature overnight. The solvent is removed *in vacuo* and the product is purified via preparative HPLC (RP18-column; eluent: acetonitrile-water, gradient 10:90 to 90:10).

Yield: 34 mg (28% of th.)

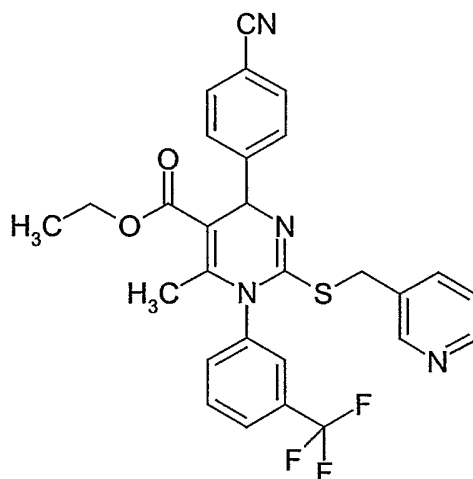
15 LC-MS (method 3): $R_t = 3.92$ min.

MS (ESIpos): $m/z = 537$ (M+H)⁺

¹H-NMR (200 MHz, DMSO-d₆): $\delta = 8.34$ (m, 2H); 7.89 (m, 2H); 7.82 (d, 2H); 7.72 (m, 2H); 7.57 (d, 2H); 7.53 (m, 1H); 7.13 (dd, 1H); 5.78 (s, 1H); 3.94-4.14 (m, 4H); 2.00 (s, 3H); 1.10 (t, 3H) ppm.

Example 13

Ethyl 4-(4-cyanophenyl)-6-methyl-2-[(3-pyridinylmethyl)sulfanyl]-1-[3-(trifluoromethyl)phenyl]-1,4-dihydro-5-pyrimidinecarboxylate



5

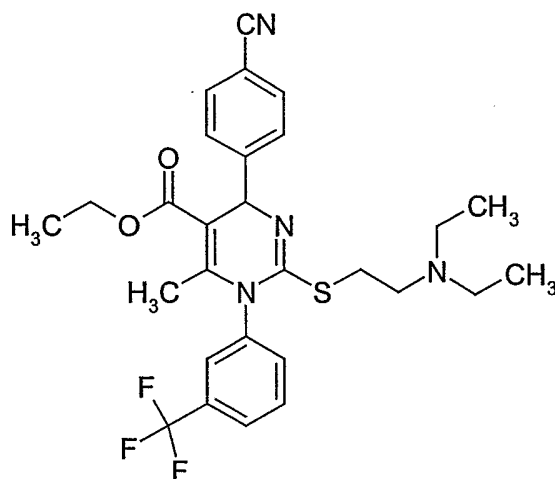
Ethyl 4-(4-cyanophenyl)-6-methyl-2-thioxo-1-[3-(trifluoromethyl)phenyl]-1,2,3,4-tetrahydro-5-pyrimidinecarboxylate (Example 3; 100 mg, 0.22 mmol), 3-(chloromethyl)pyridine hydrochloride (40.5 mg, 0.25 mmol), N,N,N-tributyl-1-butan-aminium iodide (7 mg, 0.03 mmol) and potassium carbonate (65.2 mg, 0.47 mmol) are dissolved in 3 ml acetone and stirred at room temperature overnight. The solvent is removed *in vacuo* and the product is purified via preparative HPLC (RP18-column; eluent: acetonitrile-water, gradient 10:90 to 90:10).

Yield: 25 mg (21% of th.)

15 LC-MS (method 2): $R_t = 3.93$ min.
MS (ESIpos): $m/z = 537$ (M+H)⁺.

Example 14

Ethyl 4-(4-cyanophenyl)-2-{{2-(diethylamino)ethyl}sulfanyl}-6-methyl-1-[3-(trifluoromethyl)phenyl]-1,4-dihydro-5-pyrimidinecarboxylate



5

Ethyl 4-(4-cyanophenyl)-6-methyl-2-thioxo-1-[3-(trifluoromethyl)phenyl]-1,2,3,4-tetrahydro-5-pyrimidinecarboxylate (Example 3; 100 mg, 0.22 mmol), N-(2-bromoethyl)-N,N-diethylamine hydrobromide (64.5 mg, 0.25 mmol), N,N,N-tributyl-1-butanaminium iodide (7 mg, 0.03 mmol) and potassium carbonate (65.2 mg, 0.47 mmol) are dissolved in 3 ml acetone and stirred at room temperature overnight. The solvent is removed *in vacuo* and the product is purified via preparative HPLC (RP18-column; eluent: acetonitrile-water, gradient 10:90 to 90:10).

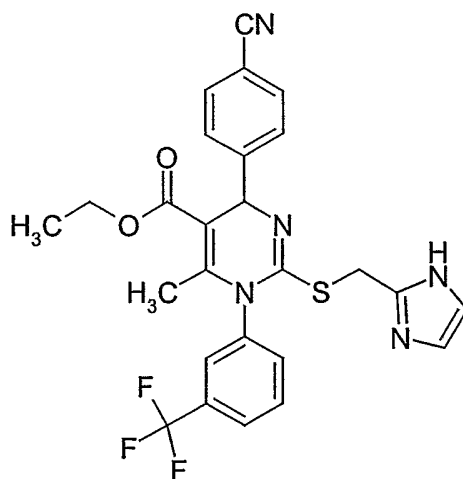
Yield: 15 mg (12% of th.)

15 LC-MS (method 2): $R_t = 3.17$ min.

MS (ESIpos): $m/z = 545$ (M+H)⁺.

Example 15

Ethyl 4-(4-cyanophenyl)-2-[(1H-imidazol-2-ylmethyl)sulfanyl]-6-methyl-1-[3-(trifluoromethyl)phenyl]-1,4-dihydro-5-pyrimidinecarboxylate



5

Ethyl 4-(4-cyanophenyl)-6-methyl-2-thioxo-1-[3-(trifluoromethyl)phenyl]-1,2,3,4-tetrahydro-5-pyrimidinecarboxylate (Example 3; 100 mg, 0.22 mmol), 2-(bromo-
methyl)-1H-imidazole hydrobromide (64.5 mg, 0.25 mmol), N,N,N-tributyl-1-butan-
aminium iodide (7 mg, 0.03 mmol) and potassium carbonate (65.2 mg, 0.47 mmol)
10 are dissolved in 3 ml acetone and stirred at room temperature overnight. The solvent is removed by distillation *in vacuo* and the product is purified via preparative HPLC (RP18-column; eluent: acetonitrile-water, gradient 10:90 to 90:10).

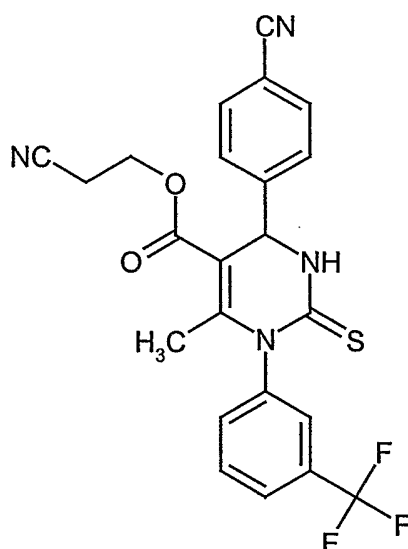
Yield: 13 mg (11% of th.)

15 LC-MS (method 3): $R_t = 3.74$ min.

MS (ESIpos): $m/z = 526$ (M+H)⁺.

Example 16

2-Cyanoethyl 4-(4-cyanophenyl)-6-methyl-2-thioxo-1-[3-(trifluoromethyl)phenyl]-1,2,3,4-tetrahydro-5-pyrimidinecarboxylate



5

Under argon, trimethylsilyl polyphosphate (10.6 g) is dissolved in 75.7 ml absolute dioxane. To this solution are added 4-cyanobenzaldehyde (5.95 g, 45.4 mmol), 3-trifluoromethylphenyl thiourea (5 g, 22.7 mmol) and 2-cyanoethyl acetoacetate (6.4 g, 45.4 mmol). The reaction mixture is stirred at 80°C for 3 hours. After evaporation of the dioxane solvent, the residue is dissolved in ethyl acetate and washed with saturated aqueous sodium bicarbonate solution, 38% sodium bisulfite solution and saturated sodium chloride solution. After drying with magnesium sulfate and evaporating off the solvent, the residue is dissolved in 15 ml methanol and purified by preparative HPLC (column: Kromasil 100 C 18 5 µm, 30 mm x 150 mm; precolumn: Gromsil ODS 4 HE 15 µm, 10 mm x 20 mm; flow rate: 66 ml/min; solvent A: acetonitrile, solvent B: water; gradient: 0 min 10% A, 3 min 10% A, 11 min 90% A, 13 min 90% A, 13.2 min 10% A, 15 min 10% A; wavelength: 220 nm; injection volume: approx. 2000 µl; number of injections: 12). The product containing fractions are combined and concentrated *in vacuo*.

15

20

Yield: 7.73 g (72.3% of th.)

MS (ESIpos): $m/z = 471$ (M+H)⁺

- 51 -

$^1\text{H-NMR}$ (200 MHz, DMSO-d_6): $\delta = 10.3$ (d, 1H); 7.9 (d, 2H); 7.4-7.8 (m, 6H); 5.4 (d, 1H); 4.25 (m, 2H); 2.9 (tr, 2H); 2.1 (s, 3H) ppm.

In analogy to the procedure of Example 16, the following compounds are prepared:

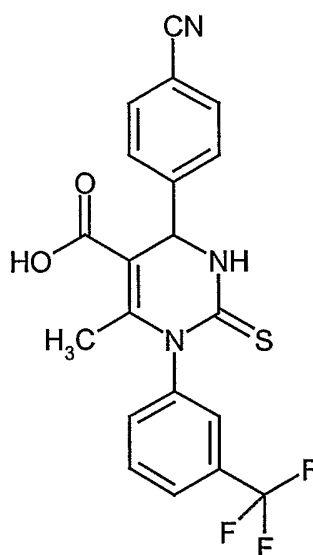
5

Ex.-No.	Structure	Starting materials	Yield [%]	Mass [M+H] ⁺
17		4-cyano-benzaldehyde; 3-chlorophenyl thiourea; ethyl acetoacetate	71	412
18		3-nitro-benzaldehyde; 3-trifluoro-methylphenyl thiourea; ethyl acetoacetate	74	466

- 52 -

Example 19

4-(4-Cyanophenyl)-6-methyl-2-thioxo-1-[3-(trifluoromethyl)phenyl]-1,2,3,4-tetrahydropyrimidine-5-carboxylic acid



5

2-Cyanoethyl 4-(4-cyanophenyl)-6-methyl-2-thioxo-1-[3-(trifluoromethyl)phenyl]-1,2,3,4-tetrahydro-5-pyrimidinecarboxylate (Example 16; 47 mg, 0.1 mmol) is dissolved in 0.5 ml dioxane. After addition of 1,8-diazabicyclo[5.4.0]undec-7-ene
10 (15 μ l, 15 mg, 0.1 mmol), the reaction mixture is stirred at room temperature for 3 hours. The reaction mixture is diluted with 1 N hydrochloric acid and extracted with ethyl acetate. After drying with magnesium sulfate and evaporating off the solvent, the residue is purified by preparative HPLC (column: Nucleosil 100-5 C 18 Nautilus
15 20 mm x 50 mm, 5 μ m; solvent A: acetonitrile, solvent B: water + 0.1% formic acid; flow rate: 25 ml/min; gradient: 0 min 10% A, 2 min 10% A, 6 min 90% A, 7 min 90% A, 7.1 min 10% A, 8 min 10% A; wavelength: 220 nm; injection volume: approx. 550 μ l; number of injections: 1). The product containing fractions are combined and concentrated *in vacuo*.

Yield: 7.73 g (72.3 % of th.)

20 MS (EI): $m/z = 417$ ($M+H$)⁺

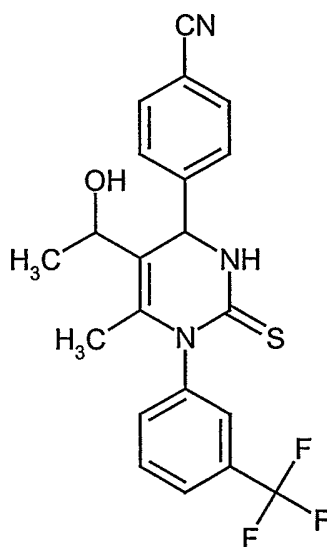
LC-MS (method 1): $R_t = 4.2$ min.

- 53 -

$^1\text{H-NMR}$ (200 MHz, DMSO-d_6): $\delta = 12.8$ (broad s, 1H); 10.15 (d, 1H); 7.9 (d, 2H); 7.4-7.8 (m, 6H); 5.4 (d, 1H); 2.1 (s, 3H) ppm.

Example 20

5 4-{5-(1-Hydroxyethyl)-6-methyl-2-thioxo-1-[3-(trifluoromethyl)phenyl]-1,2,3,4-tetrahydro-4-pyrimidinyl}benzonitrile



10 4-{5-Acetyl-6-methyl-2-thioxo-1-[3-(trifluoromethyl)phenyl]-1,2,3,4-tetrahydro-4-pyrimidinyl}benzonitrile (Example 1; 100 mg, 0.24 mmol) is dissolved in 3 ml methanol, and sodium borohydride (10 mg, 0.26 mmol) is added. After stirring at room temperature for 1 h, the crude mixture is purified via preparative HPLC (RP18-column; eluent: acetonitrile-water, gradient 10:90 to 90:10) to give the product as a
15 1.6:1-mixture of the two diastereomers.

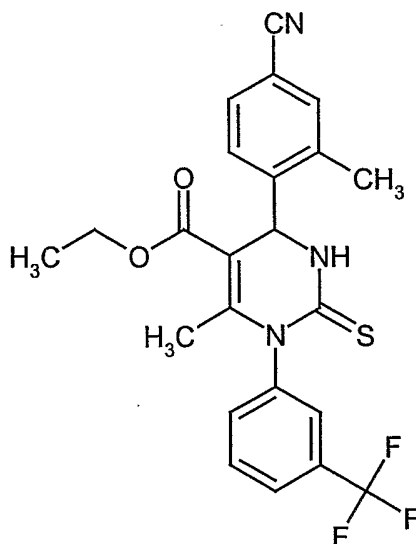
Yield: 86 mg (86% of th.)

LC-MS (method 4): $R_t = 4.10$ min.

MS (ESIpos): $m/z = 418$ ($\text{M}+\text{H}$) $^+$.

Example 21

Ethyl 4-(4-cyano-2-methylphenyl)-6-methyl-2-thioxo-1-[3-(trifluoromethyl)phenyl]-1,2,3,4-tetrahydro-5-pyrimidinecarboxylate



5

4-Cyano-2-methylbenzaldehyde (200 mg, 1.38 mmol), 3-trifluoromethylphenyl thiourea (276 mg, 1.25 mmol), ethyl 3-oxobutanoate (179 mg, 1.38 mmol) and trimethylsilyl polyphosphate (225 mg) in 5 ml THF are stirred overnight at reflux temperature. The reaction mixture is cooled to room temperature, and after addition of 20 ml 0.5 M hydrochloric acid the aqueous phase is extracted with ethyl acetate (2 x 20 ml). The combined organic layers are washed with saturated aqueous sodium carbonate solution and dried with sodium sulfate. The solvent is removed *in vacuo* and the crude product is purified via preparative HPLC (RP18-column; eluent: acetonitrile-water, gradient 10:90 to 90:10).

15

Yield: 320 mg (56% of th.)

LC-MS (method 5): $R_t = 4.32$ min.

MS (ESIpos): $m/z = 460$ ($M+H$)⁺

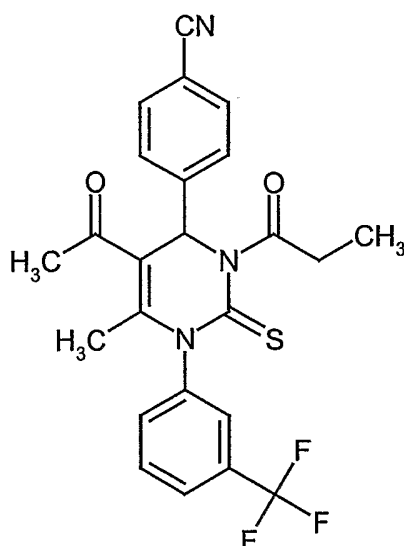
¹H-NMR (200 MHz, DMSO-d₆): $\delta = 10.09$ (d, 1H); 7.63-7.86 (m, 7H); 5.61 (d, 1H);

20

3.97 (q, 2H); 2.56 (s, 3H); 2.08 (s, 3H); 1.00 (t, 3H) ppm.

Example 22

4-{5-Acetyl-6-methyl-3-propionyl-2-thioxo-1-[3-(trifluoromethyl)phenyl]-1,2,3,4-tetrahydro-4-pyrimidinyl}benzonitrile



5

4-{5-Acetyl-6-methyl-2-thioxo-1-[3-(trifluoromethyl)phenyl]-1,2,3,4-tetrahydro-4-pyrimidinyl}benzonitrile (Example 1; 100 mg, 0.24 mmol) is dissolved in 3 ml THF. After addition of pyridine (21 mg, 0.26 mmol) and propanoyl chloride (22 mg, 0.24 mmol), the reaction mixture is stirred at room temperature overnight and is then quenched with 10 ml water. After extraction with ethyl acetate (2 x 10 ml), the organic layer is dried with sodium sulfate, and the crude product is purified via flash chromatography on silica gel using a gradient of cyclohexane/ethyl acetate.

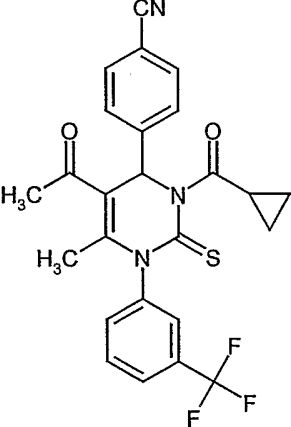
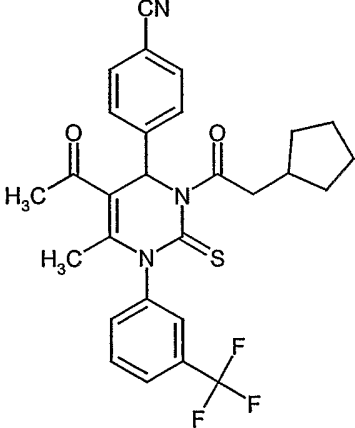
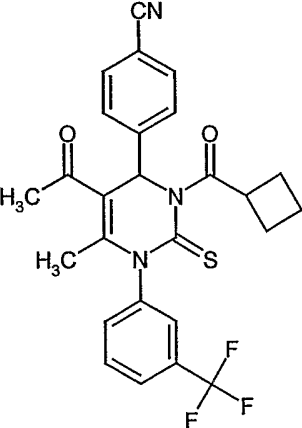
Yield: 78 mg (69% of th.)

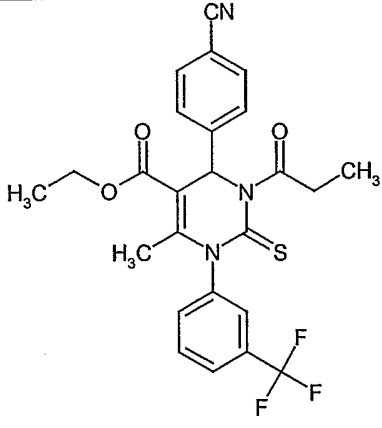
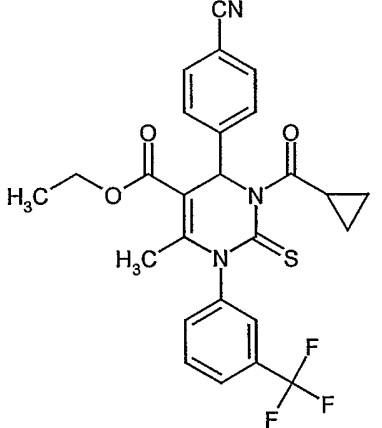
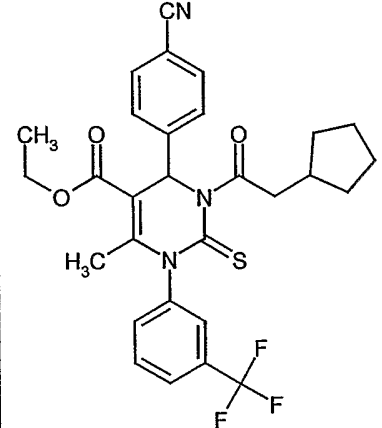
15 LC-MS (method 6): $R_t = 4.23$ min.

MS (ESIpos): $m/z = 472$ (M+H)⁺

¹H-NMR (200 MHz, DMSO-d₆): $\delta = 7.44-7.97$ (m, 8H); 6.66 (s, 1H); 3.28 (m, 1H); 2.87 (m, 1H); 2.45 (s, 3H); 2.09 (s, 3H); 1.17 (t, 3H) ppm.

20 In analogy to the procedure of Example 22, the following compounds are prepared:

Ex.-No.	Structure	Starting materials	Yield [%]	R _t [min] (method)	Mass [M+H] ⁺
23		Example 1; cyclopropyl carbonyl chloride	74	4.22 (6)	484
24		Example 1; cyclopentyl-acetyl chloride	74	4.73 (6)	526
25		Example 1; cyclobutyl carbonyl chloride	42	4.44 (6)	498

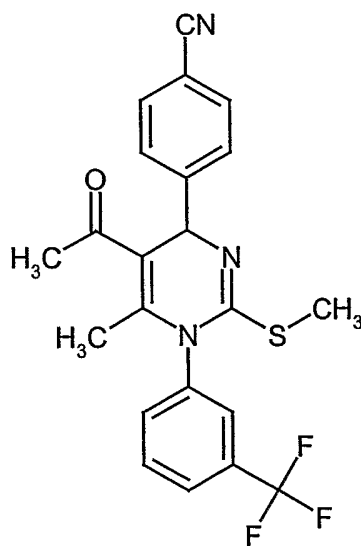
Ex.-No.	Structure	Starting materials	Yield [%]	R _t [min] (method)	Mass [M+H] ⁺
26		Example 3; propanoyl chloride	68	4.30 (7)	502
27		Example 3; cyclopropyl carbonyl chloride	70	4.30 (7)	514
28		Example 3; cyclopentyl-acetyl chloride	61	4.60 (7)	556

Ex.-No.	Structure	Starting materials	Yield [%]	R _t [min] (method)	Mass [M+H] ⁺
29		Example 3; cyclobutyl carbonyl chloride	59	4.40 (7)	528

Example 30

4-{5-Acetyl-6-methyl-2-(methylsulfanyl)-1-[3-(trifluoromethyl)phenyl]-1,4-dihydro-4-pyrimidinyl}benzonitrile

5



10 4-{5-Acetyl-6-methyl-2-thioxo-1-[3-(trifluoromethyl)phenyl]-1,2,3,4-tetrahydro-4-pyrimidinyl}benzonitrile (Example 1; 100 mg, 0.24 mmol), 1-iodomethane (38.0 mg, 0.27 mmol) and potassium carbonate (34.1 mg, 0.25 mmol) are dissolved in 3 ml acetone and stirred at room temperature overnight. The solvent is removed *in vacuo*

- 59 -

and the crude product is purified via preparative HPLC (RP18-column; eluent: acetonitrile-water, gradient 10:90 to 90:10).

Yield: 67 mg (65% of th.)

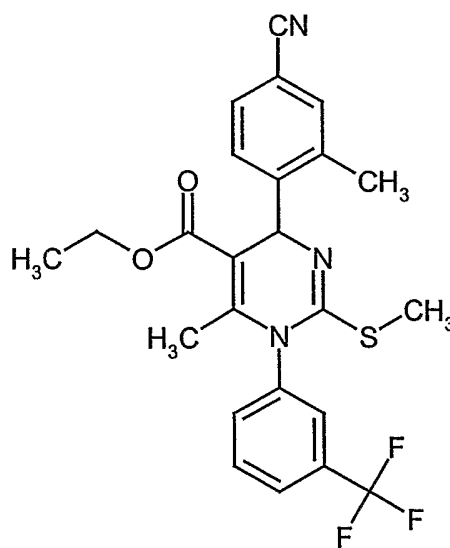
LC-MS (method 4): $R_t = 4.30$ min.

5 MS (ESIpos): $m/z = 430$ (M+H)⁺

¹H-NMR (200 MHz, DMSO-d₆): $\delta = 7.55-7.96$ (m, 8H); 5.85 (s, 1H); 2.19 (s, 3H); 2.16 (s, 3H); 1.98 (s, 3H) ppm.

Example 31

10 Ethyl 4-(4-cyano-2-methylphenyl)-6-methyl-2-(methylsulfanyl)-1-[3-(trifluoromethyl)phenyl]-1,4-dihydro-5-pyrimidinecarboxylate



15 Ethyl 4-(4-cyano-2-methylphenyl)-6-methyl-2-thioxo-1-[3-(trifluoromethyl)phenyl]-1,2,3,4-tetrahydro-5-pyrimidinecarboxylate (Example 21; 100 mg, 0.22 mmol), 1-iodomethane (34.0 mg, 0.24 mmol) and potassium carbonate (34.1 mg, 0.25 mmol) are dissolved in 3 ml acetone and stirred at room temperature overnight. The solvent is removed *in vacuo* and the crude product is purified via preparative HPLC (RP18-

20 column; eluent: acetonitrile-water, gradient 10:90 to 90:10).

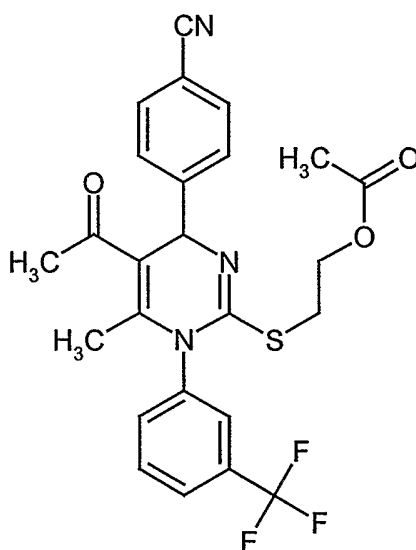
Yield: 78 mg (76% of th.)

LC-MS (method 3): $R_t = 4.70$ min.

- 60 -

MS (ESIpos): $m/z = 474 (M+H)^+$.**Example 32**

Acetic acid 2-[5-acetyl-4-(4-cyanophenyl)-6-methyl-1-[3-(trifluoromethyl)phenyl]-
 5 1,4-dihydropyrimidine-2-ylsulfanyl]-ethyl ester



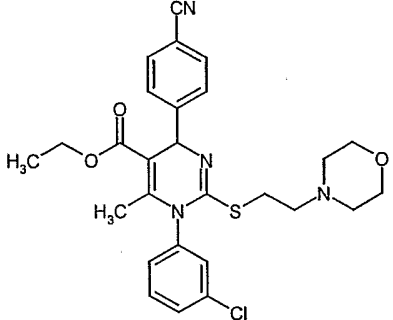
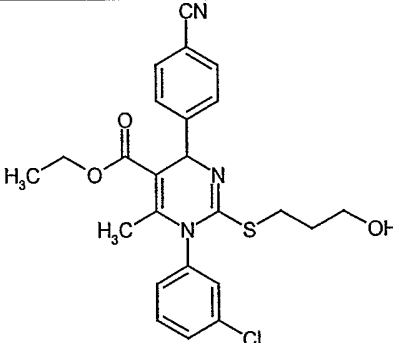
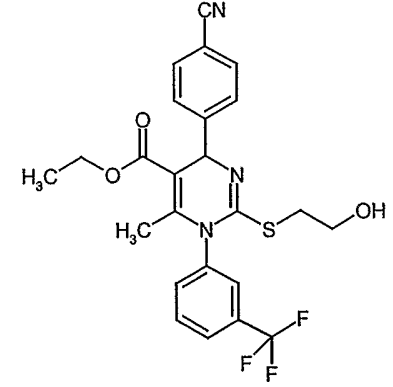
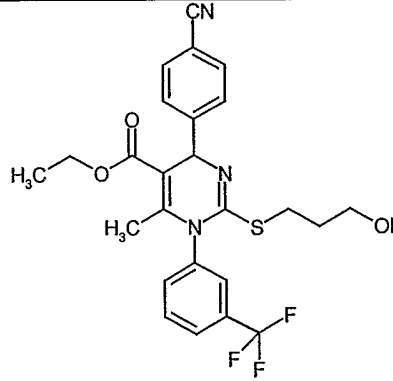
To a solution of 2-bromoethyl acetate (37.6 mg, 0.23 mmol) in 500 μ l DMF are
 10 added potassium carbonate (82.9 mg, 0.6 mmol) and 4-{5-acetyl-6-methyl-2-thioxo-
 1-[3-(trifluoromethyl)phenyl]-1,2,3,4-tetrahydro-4-pyrimidinyl}benzonitrile
 (Example 1; 62.3 mg, 0.15 mmol). The reaction mixture is shaken for 15 hours,
 filtered and purified by preparative HPLC (column: Nucleosil 100-5 C 18 Nautilus
 20 mm x 50 mm, 5 μ m; solvent A: acetonitrile, solvent B: water + 0.1% formic acid;
 15 flow rate: 25 ml/min; gradient: 0 min 10% A, 2 min 10% A, 6 min 90% A, 7 min
 90% A, 7.1 min 10% A, 8 min 10% A; wavelength: 220 nm; injection volume:
 approx. 550 μ l; number of injections: 1). The product containing fractions are com-
 bined and concentrated *in vacuo*.

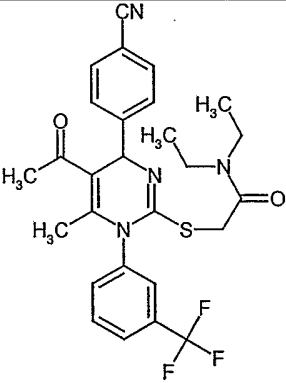
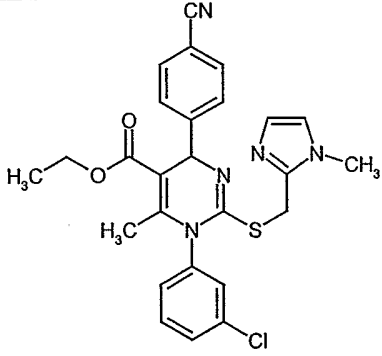
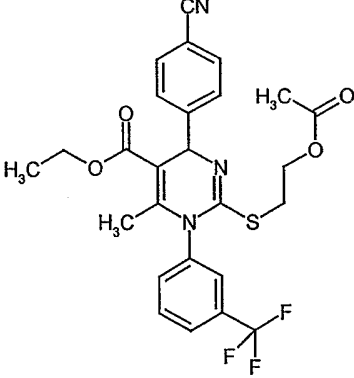
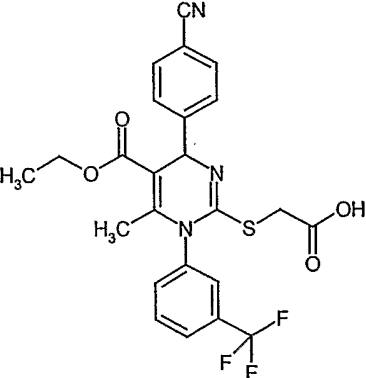
Yield: 0.6 mg (0.8% of th.)

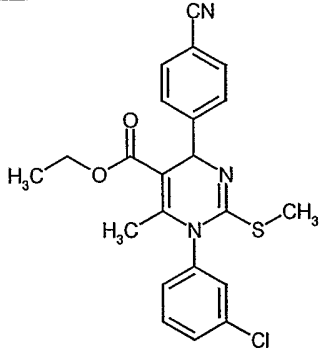
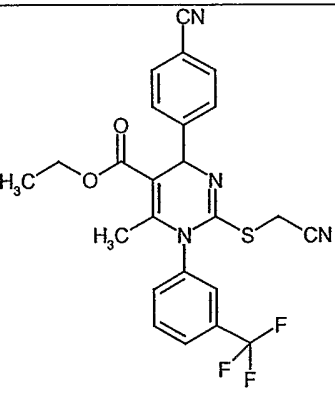
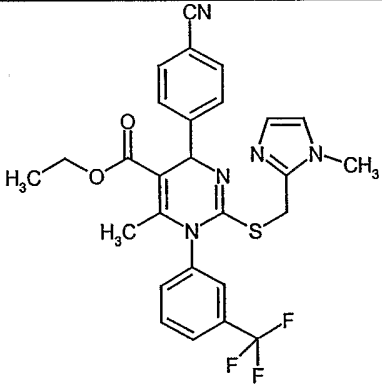
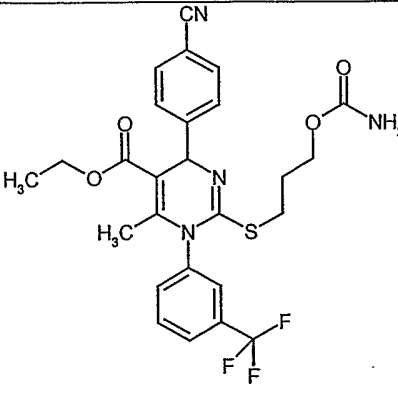
20 LC-MS (method 3): $R_t = 4.38$ min.MS (ESIpos): $m/z = 502 (M+H)^+$.

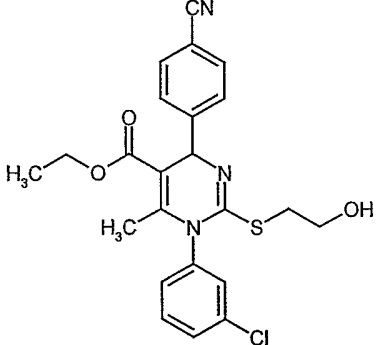
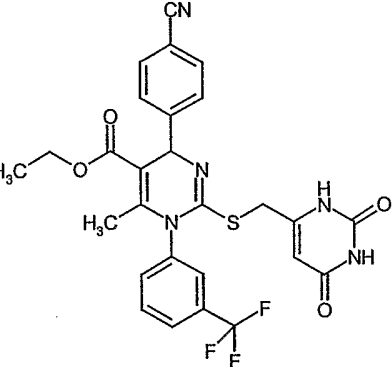
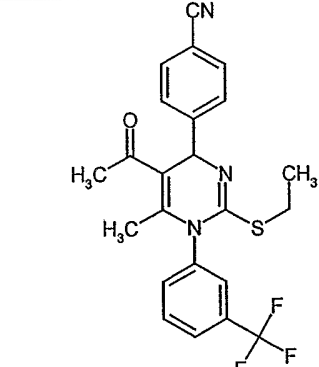
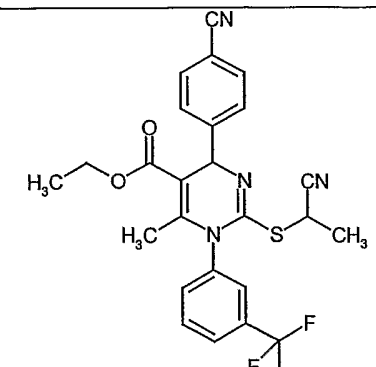
In analogy to the procedure of Example 32, the following compounds are prepared:

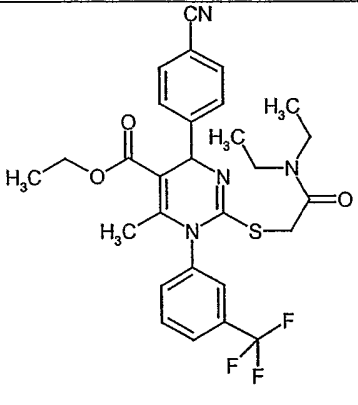
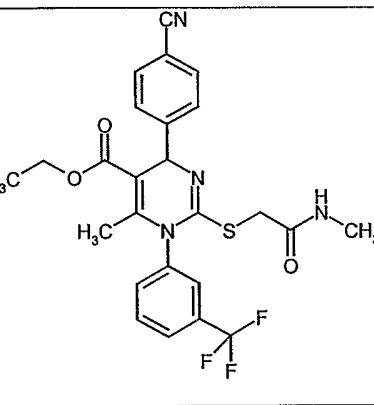
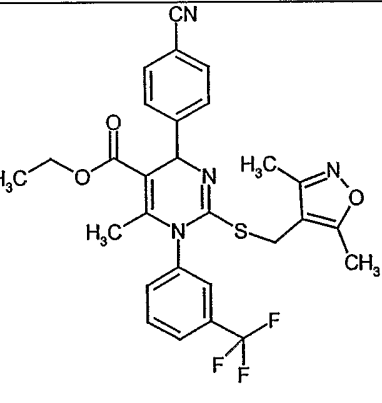
Ex.-No.	Structure	Starting materials	Yield [%]	R _t [min] (method)	Mass [M+H] ⁺
33		Example 17; carbamic acid 3-bromo- propyl ester	20.3	3.95 (7)	513
34		Example 3; 1-(2-chloro- ethyl)- pyrrolidine hydrochloride	3.3	3.19 (7)	543
35		Example 17; 1-(2-chloro- ethyl)- pyrrolidine hydrochloride	3.8	3.16 (7)	509

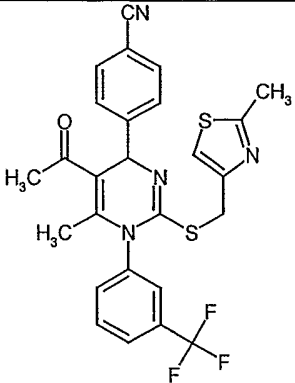
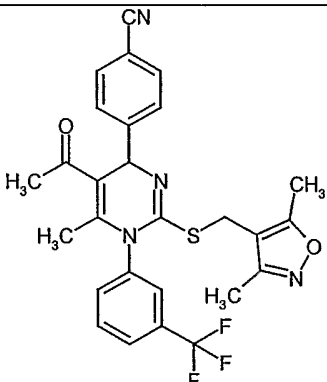
Ex.-No.	Structure	Starting materials	Yield [%]	R _t [min] (method)	Mass [M+H] ⁺
36		Example 17; 4-(2-chloroethyl)-morpholine hydrochloride	3.8	3.14 (7)	525
37		Example 17; 3-bromo-propan-1-ol	34.5	4.02 (8)	470
38		Example 3; 2-bromo-ethanol	25.9	4.3 (7)	474
39		Example 3; 3-bromo-propan-1-ol	18.5	4.29 (3)	504

Ex.-No.	Structure	Starting materials	Yield [%]	R _t [min] (method)	Mass [M+H] ⁺
40		Example 1; 2-bromo- <i>N,N</i> -diethyl- acetamide	37.8	4.24 (3)	529
41		Example 17; 2-chloro- methyl-1- methyl-1 <i>H</i> - imidazole hydrochloride	54.1	3.59 (3)	506
42		Example 3; 2-bromoethyl acetate	16.3	4.49 (3)	532
43		Example 3; bromoacetic acid	26.5	3.94 (7)	504

Ex.-No.	Structure	Starting materials	Yield [%]	R _t [min] (method)	Mass [M+H] ⁺
44		Example 17; iodomethane	37.6	4.44 (3)	426
45		Example 3; bromo- acetonitrile	49.5	3.71 (3)	485
46		Example 3; 2-chloro- methyl-1- methyl-1H- imidazole hydrochloride	40.8	3.13 (7)	540
47		Example 3; carbamic acid 3-bromo- propyl ester	14.6	3.94 (7)	547

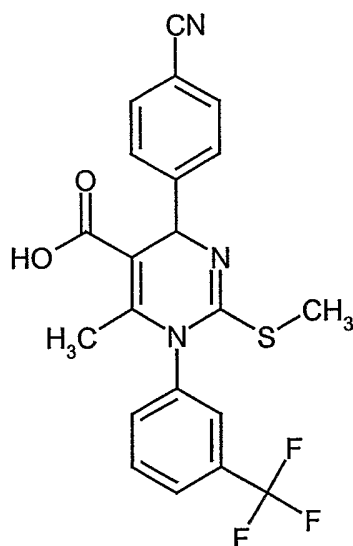
Ex.-No.	Structure	Starting materials	Yield [%]	R _t [min] (method)	Mass [M+H] ⁺
48		Example 17; 2-bromo-ethanol	33.6	4.21 (3)	456
49		Example 3; 6-chloro-methyl-1H-pyrimidine-2,4-dione	53.8	3.75 (7)	570
50		Example 1; iodoethane	24.0	4.05 (7)	444
51		Example 3; 2-bromo-propionitrile	13.3	3.75 (3)	499

Ex.-No.	Structure	Starting materials	Yield [%]	R _t [min] (method)	Mass [M+H] ⁺
52		Example 3; 2-bromo- <i>N,N</i> -diethyl- acetamide	51.3	4.45 (3)	559
53		Example 3; 2-bromo- <i>N</i> -methyl- acetamide	59.4	3.9 (7)	517
54		Example 3; 4-chloro- methyl-3,5- dimethyl- isoxazole	60.1	4.22 (7)	555

Ex.-No.	Structure	Starting materials	Yield [%]	R _t [min] (method)	Mass [M+H] ⁺
55		Example 1; 4-chloro- methyl-2- methyl- thiazole hydrochloride	5.4	3.96 (7)	527
56		Example 1; 4-chloro- methyl-3,5- dimethyl- isoxazole	21.6	4.02 (7)	525

Example 57

4-(4-Cyanophenyl)-6-methyl-2-(methylsulfanyl)-1-[3-(trifluoromethyl)phenyl]-1,4-dihydro-5-pyrimidinecarboxylic acid



5

Methyl 4-(4-cyanophenyl)-6-methyl-2-(methylsulfanyl)-1-[3-(trifluoromethyl)phenyl]-1,4-dihydro-5-pyrimidinecarboxylate (Example 8; 9.51 g, 21.4 mmol) is dissolved in 175 ml THF/ethanol/water (10:5:1). Potassium hydroxide (3.59 g, 64.1 mmol) is added, and the reaction mixture is stirred overnight. The reaction mixture is diluted with 100 ml of water, and the aqueous phase is washed with diethyl ether. The resulting aqueous phase is acidified to pH 1 with hydrochloric acid, and the resulting precipitate is filtered off, dissolved in ethyl acetate and washed with water. After drying with sodium sulfate, the solvent is removed *in vacuo* to give the product.

15

Yield: 655 mg (7% of th.)

LC-MS (method 5): $R_t = 3.77$ min.

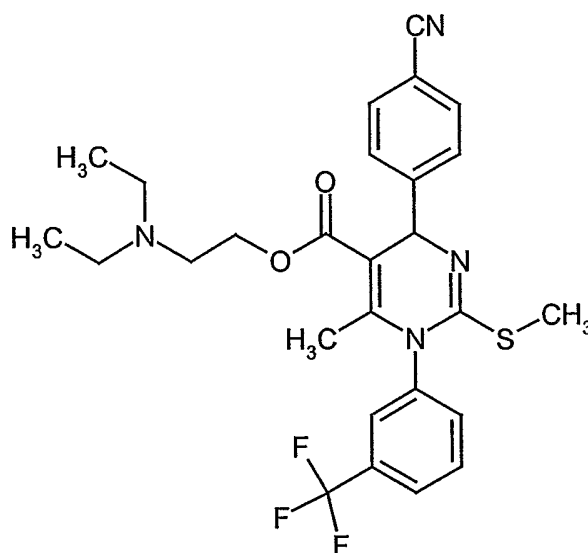
MS (ESIpos): $m/z = 432$ ($M+H$)⁺

¹H-NMR (200 MHz, DMSO-*d*₆): $\delta = 12.32$ (broad s, 1H); 7.52-7.98 (m, 8H); 5.75 (s, 1H); 2.15 (s, 3H); 2.02 (s, 3H) ppm.

20

Example 58

2-(Diethylamino)ethyl 4-(4-cyanophenyl)-6-methyl-2-(methylsulfanyl)-1-[3-(trifluoromethyl)phenyl]-1,4-dihydro-5-pyrimidinecarboxylate



5

4-(4-Cyanophenyl)-6-methyl-2-(methylsulfanyl)-1-[3-(trifluoromethyl)phenyl]-1,4-dihydro-5-pyrimidinecarboxylic acid (Example 57; 100 mg, 0.23 mmol) is dissolved in 3 ml acetone. Potassium carbonate (67 mg, 0.49 mmol), *N*-(2-bromoethyl)-*N,N*-diethylamine hydrobromide (67 mg, 0.25 mmol) and *N,N,N*-tributyl-1-butanaminium iodide (~ 5 mg) are added, and the reaction mixture is stirred at room temperature for 4 hours. The solvent is removed *in vacuo*, ethyl acetate is added and after extraction with 1 N sodium hydroxide solution, the organic layer is dried and the solvent is evaporated. The crude product is purified via preparative HPLC (RP18-
10 column; eluent: acetonitrile-water, gradient 10:90 to 90:10).

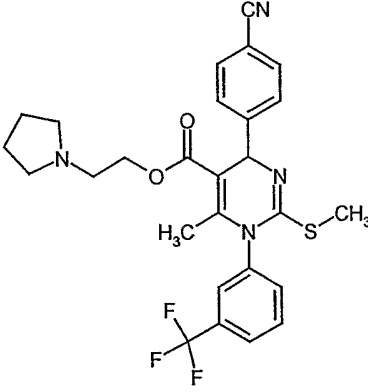
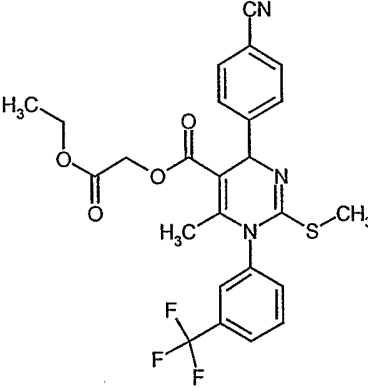
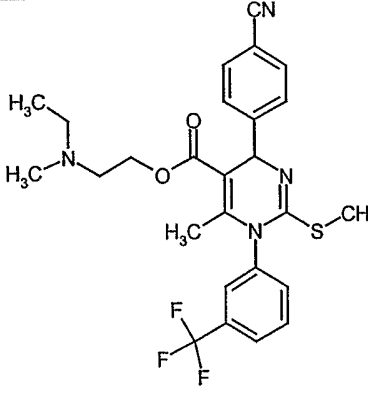
Yield: 90 mg (73% of th.)

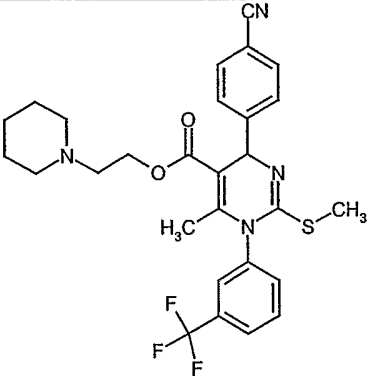
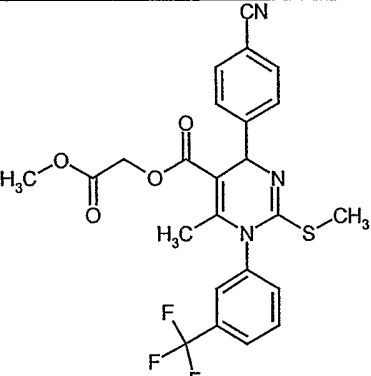
LC-MS (method 5): $R_t = 3.00$ min.

MS (ESIpos): $m/z = 531$ ($M+H$)⁺

¹H-NMR (200 MHz, DMSO-*d*₆): $\delta = 7.55-7.98$ (m, 8H); 5.78 (s, 1H); 4.07 (t, 2H);
20 2.62 (t, 2H); 2.41-2.58 (m, 4H); 2.15 (s, 3H); 2.03 (s, 3H); 0.91 (t, 6H) ppm.

In analogy to the procedure of Example 58, the following compounds are prepared:

Ex.-No.	Structure	Starting materials	Yield [%]	R _t [min] (method)	Mass [M+H] ⁺
59		Example 57; 1-(2-chloro-ethyl)-pyrrolidine hydrochloride	43	3.80 (4)	513
60		Example 57; ethyl bromoacetate	42	4.50 (4)	518
61		Example 57; 2-chloro-N-ethyl-N-methyl-ethanamine hydrochloride	48	3.70 (4)	517

Ex.-No.	Structure	Starting materials	Yield [%]	R _t [min] (method)	Mass [M+H] ⁺
62		Example 57; 1-(2-chloro-ethyl)- piperidine hydrochloride	46	3.80 (4)	543
63		Example 57; methyl chloroacetate	71	4.10 (7)	504

C. Operative examples relating to pharmaceutical compositions

5 The compounds according to the invention can be converted into pharmaceutical preparations as follows:

Tablet:**Composition:**

10 100 mg of the compound of Example 1, 50 mg of lactose (monohydrate), 50 mg of maize starch (native), 10 mg of polyvinylpyrrolidone (PVP 25) (from BASF, Ludwigshafen, Germany) and 2 mg of magnesium stearate.

Tablet weight 212 mg, diameter 8 mm, curvature radius 12 mm.

Preparation:

15 The mixture of active component, lactose and starch is granulated with a 5% solution (m/m) of the PVP in water. After drying, the granules are mixed with magnesium stearate for 5 min. This mixture is moulded using a customary tablet press (tablet format, see above). The moulding force applied is typically 15 kN.

20

Orally administrable suspension:**Composition:**

25 1000 mg of the compound of Example 1, 1000 mg of ethanol (96%), 400 mg of Rhodigel (xanthan gum from FMC, Pennsylvania, USA) and 99 g of water.

A single dose of 100 mg of the compound according to the invention is provided by 10 ml of oral suspension.

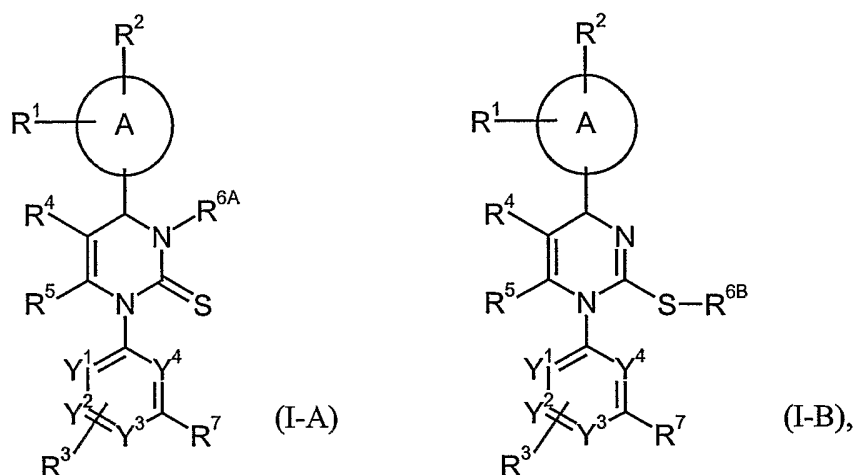
- 73 -

Preparation:

The Rhodigel is suspended in ethanol and the active component is added to the suspension. The water is added with stirring. Stirring is continued for about 6h until the swelling of the Rhodigel is complete.

We claim

1. Compounds of the general formulas (I-A) and (I-B)



5

wherein

A represents an aryl or heteroaryl ring,

10 R^1 , R^2 and R^3 independently from each other represent hydrogen, halogen, nitro, cyano, C_1 - C_6 -alkyl, hydroxy or C_1 - C_6 -alkoxy, wherein C_1 - C_6 -alkyl and C_1 - C_6 -alkoxy can be further substituted with one to three identical or different radicals selected from the group consisting of halogen, hydroxy and C_1 - C_4 -alkoxy,

15

R^4 represents C_1 - C_6 -alkyl, C_1 - C_6 -alkylcarbonyl, C_1 - C_6 -alkoxycarbonyl, hydroxycarbonyl, aminocarbonyl, mono- or di- C_1 - C_4 -alkylamino-carbonyl, C_6 - C_{10} -arylaminocarbonyl, heteroarylcarbonyl, heterocyclyl-carbonyl, heteroaryl, heterocyclyl or cyano, wherein C_1 - C_6 -alkyl, C_1 - C_6 -alkylcarbonyl, C_1 - C_6 -alkoxycarbonyl, mono- and di- C_1 - C_4 -alkylaminocarbonyl can be further substituted with one to three identical or different radicals selected from the group consisting of C_3 - C_8 -cycloalkyl, hydroxy, C_1 - C_4 -alkoxy, C_1 - C_4 -alkoxycarbonyl,

20

hydroxycarbonyl, aminocarbonyl, mono- and di-C₁-C₄-alkylamino-carbonyl, C₁-C₄-alkylcarbonylamino, amino, mono- and di-C₁-C₄-alkylamino, heteroaryl, heterocyclyl, tri-(C₁-C₆-alkyl)-silyl and cyano,

5 R⁵ represents C₁-C₄-alkyl, which can be substituted with one to three identical or different radicals selected from the group consisting of halogen, hydroxy, C₁-C₆-alkoxy, C₂-C₆-alkenoxy, C₁-C₆-alkylthio, amino, mono- and di-C₁-C₆-alkylamino, arylamino, hydroxycarbonyl, C₁-C₆-alkoxycarbonyl and the radical -O-C₁-C₄-alkyl-O-C₁-C₄-alkyl,

10

R^{6A} represents hydrogen, C₁-C₆-alkylcarbonyl, C₃-C₈-cycloalkylcarbonyl, C₁-C₆-alkoxycarbonyl, mono- or di-C₁-C₄-alkylaminocarbonyl, wherein C₁-C₆-alkylcarbonyl, C₁-C₆-alkoxycarbonyl, mono- and di-C₁-C₄-alkylaminocarbonyl can be substituted with one to three
15 identical or different radicals selected from the group consisting of C₃-C₈-cycloalkyl, hydroxy, C₁-C₄-alkoxy, amino, mono- and di-C₁-C₄-alkylamino,

15

R^{6B} represents C₁-C₆-alkyl, which can be substituted with one to three
20 identical or different radicals selected from the group consisting of hydroxy, C₁-C₄-alkoxy, amino, mono- and di-C₁-C₄-alkylamino, C₁-C₄-alkoxycarbonyl, hydroxycarbonyl, aminocarbonyl, mono- and di-C₁-C₄-alkylaminocarbonyl, C₁-C₄-alkylcarbonyloxy, amino-carbonyloxy, cyano, aryl, heteroaryl and heterocyclyl, wherein
25 heteroaryl and heterocyclyl can be further substituted with one to two identical or different radicals selected from the group consisting of C₁-C₄-alkyl, hydroxy and oxo,

20

25

R⁷ represents halogen, nitro, cyano, C₁-C₆-alkyl, hydroxy or C₁-C₆-alkoxy, wherein C₁-C₆-alkyl and C₁-C₆-alkoxy can be further sub-
30

30

- 76 -

stituted with one to three identical or different radicals selected from the group consisting of halogen, hydroxy and C₁-C₄-alkoxy,

and

5

Y¹, Y², Y³ and Y⁴ independently from each other represent CH or N, wherein the ring contains either 0, 1 or 2 nitrogen atoms.

2. Compounds of general formulas (I-A) and (I-B) according to Claim 1,
10 wherein

A represents an aryl or heteroaryl ring,

15 R¹, R² and R³ independently from each other represent hydrogen, halogen, nitro, cyano, C₁-C₆-alkyl, hydroxy or C₁-C₆-alkoxy, wherein C₁-C₆-alkyl and C₁-C₆-alkoxy can be further substituted with one to three identical or different radicals selected from the group consisting of halogen, hydroxy and C₁-C₄-alkoxy,

20 R⁴ represents C₁-C₆-alkylcarbonyl, C₁-C₆-alkoxycarbonyl, hydroxycarbonyl, aminocarbonyl, mono- or di-C₁-C₄-alkylaminocarbonyl, C₆-C₁₀-arylaminocarbonyl, heteroarylcarbonyl, heterocyclylcarbonyl, heteroaryl, heterocyclyl or cyano, wherein C₁-C₆-alkylcarbonyl, C₁-C₆-alkoxycarbonyl, mono- and di-C₁-C₄-alkylaminocarbonyl can
25 be further substituted with one to three identical or different radicals selected from the group consisting of C₃-C₈-cycloalkyl, hydroxy, C₁-C₄-alkoxy, C₁-C₄-alkoxycarbonyl, hydroxycarbonyl, aminocarbonyl, mono- and di-C₁-C₄-alkylaminocarbonyl, C₁-C₄-alkylcarbonylamino, amino, mono- and di-C₁-C₄-alkylamino, heteroaryl,
30 heterocyclyl and tri-(C₁-C₆-alkyl)-silyl,

5 R^5 represents C_1 - C_4 -alkyl, which can be substituted with one to three identical or different radicals selected from the group consisting of halogen, hydroxy, C_1 - C_6 -alkoxy, C_2 - C_6 -alkenoxy, C_1 - C_6 -alkylthio, amino, mono- and di- C_1 - C_6 -alkylamino, arylamino, hydroxycarbonyl, C_1 - C_6 -alkoxycarbonyl and the radical $-O-C_1-C_4-alkyl-O-C_1-C_4-alkyl$,

10 R^{6A} represents hydrogen, C_1 - C_6 -alkylcarbonyl, C_3 - C_8 -cycloalkylcarbonyl, C_1 - C_6 -alkoxycarbonyl, mono- or di- C_1 - C_4 -alkylaminocarbonyl, wherein C_1 - C_6 -alkylcarbonyl, C_1 - C_6 -alkoxycarbonyl, mono- and di- C_1 - C_4 -alkylaminocarbonyl can be substituted with one to three identical or different radicals selected from the group consisting of C_3 - C_8 -cycloalkyl, hydroxy, C_1 - C_4 -alkoxy, amino, mono- and di- C_1 - C_4 -alkylamino,

15 R^{6B} represents C_1 - C_6 -alkyl, which can be substituted with one to three identical or different radicals selected from the group consisting of hydroxy, C_1 - C_4 -alkoxy, amino, mono- and di- C_1 - C_4 -alkylamino, aryl, heteroaryl and heterocyclyl,

20 R^7 represents halogen, nitro, cyano, C_1 - C_6 -alkyl, hydroxy or C_1 - C_6 -alkoxy, wherein C_1 - C_6 -alkyl and C_1 - C_6 -alkoxy can be further substituted with one to three identical or different radicals selected from the group consisting of halogen, hydroxy and C_1 - C_4 -alkoxy,

25 and

Y^1 , Y^2 , Y^3 and Y^4 independently from each other represent CH or N, wherein the ring contains either 0, 1 or 2 nitrogen atoms.

30 3. Compounds of general formulas (I-A) and (I-B) according to Claim 1 or 2, wherein

A represents a phenyl or pyridyl ring,

5 R¹, R² and R³ independently from each other represent hydrogen, fluoro, chloro, bromo, nitro, cyano, methyl, ethyl, trifluoromethyl or trifluoromethoxy,

10 R⁴ represents C₁-C₆-alkylcarbonyl, C₁-C₆-alkoxycarbonyl, hydroxycarbonyl, aminocarbonyl, mono- or di-C₁-C₄-alkylaminocarbonyl or cyano, wherein C₁-C₆-alkylcarbonyl, C₁-C₆-alkoxycarbonyl and mono-C₁-C₄-alkylaminocarbonyl can be substituted with one to three identical or different radicals selected from the group consisting of C₃-C₆-cycloalkyl, hydroxy, C₁-C₄-alkoxy, C₁-C₄-alkoxycarbonyl, amino, mono- or di-C₁-C₄-alkylamino, heteroaryl and heterocyclyl,

15 R⁵ represents methyl or ethyl,

20 R^{6A} represents hydrogen, C₁-C₆-alkylcarbonyl or C₃-C₆-cycloalkylcarbonyl, wherein C₁-C₆-alkylcarbonyl can be substituted with a radical selected from the group consisting of C₃-C₆-cycloalkyl, hydroxy, C₁-C₄-alkoxy, amino, mono- and di-C₁-C₄-alkylamino,

25 R^{6B} represents C₁-C₆-alkyl, which can be substituted with a radical selected from the group consisting of hydroxy, C₁-C₄-alkoxy, amino, mono- and di-C₁-C₄-alkylamino, phenyl, heteroaryl and heterocyclyl,

R⁷ represents halogen, nitro, cyano, trifluoromethyl, trifluoromethoxy, methyl or ethyl,

30 and

- 79 -

Y^1 , Y^2 , Y^3 and Y^4 each represent CH.

4. Compounds of general formulas (I-A) and (I-B) according to Claim 1, 2 or 3, wherein

5

A represents a phenyl or a pyridyl ring,

R^1 and R^3 each represent hydrogen,

10

R^2 represents fluoro, chloro, bromo, nitro or cyano,

R^4 represents C_1 - C_4 -alkylcarbonyl or C_1 - C_4 -alkoxycarbonyl, wherein C_1 - C_4 -alkoxycarbonyl can be substituted with a radical selected from the group consisting of hydroxy, C_1 - C_4 -alkoxy, C_1 - C_4 -alkoxycarbonyl, mono- and di- C_1 - C_4 -alkylamino, heteroaryl and heterocyclyl,

15

R^5 represents methyl,

R^{6A} represents hydrogen, C_1 - C_6 -alkylcarbonyl or C_3 - C_6 -cycloalkyl-carbonyl,

20

R^{6B} represents C_1 - C_4 -alkyl, which can be substituted with a radical selected from the group consisting of hydroxy, C_1 - C_4 -alkoxy, amino, di- C_1 - C_4 -alkylamino, phenyl, pyridyl, imidazolyl, pyrrolidino and morpholino,

25

R^7 represents trifluoromethyl or nitro,

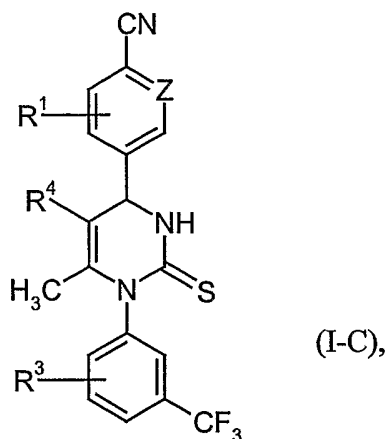
and

30

Y^1 , Y^2 , Y^3 and Y^4 each represent CH.

5. Compounds of general formulas (I-A) and (I-B) according to at least one of Claims 1 to 4, wherein A is phenyl or pyridyl.
- 5 6. Compounds of general formulas (I-A) and (I-B) according to at least one of Claims 1 to 5, wherein R¹ is hydrogen.
7. Compounds of general formulas (I-A) and (I-B) according to at least one of Claims 1 to 6, wherein R² is cyano.
- 10 8. Compounds of general formulas (I-A) and (I-B) according to at least one of Claims 1 to 7, wherein R³ is hydrogen.
- 15 9. Compounds of general formulas (I-A) and (I-B) according to at least one of Claims 1 to 8, wherein R⁴ is C₁-C₄-alkoxycarbonyl, which can be substituted with dimethylamino, diethylamino, N-ethylmethylamino, pyrrolidino or piperidino, or wherein R⁴ is C₁-C₄-alkylcarbonyl.
- 20 10. Compounds of general formulas (I-A) and (I-B) according to at least one of Claims 1 to 9, wherein R⁵ is methyl.
11. Compounds of general formulas (I-A) and (I-B) according to at least one of Claims 1 to 10, wherein R⁷ is trifluoromethyl or nitro.
- 25 12. Compounds of general formula (I-A) according to at least one of Claims 1 to 11, wherein R^{6A} is hydrogen.
- 30 13. Compounds of general formula (I-B) according to at least one of Claims 1 to 11, wherein R^{6B} is methyl, (1H-imidazol-2-yl)methyl, 2-(diethylamino)ethyl, 2-hydroxyethyl, 3-hydroxypropyl and 2-(1-pyrrolidinyl)ethyl.

14. Compounds of general formula (I-C)



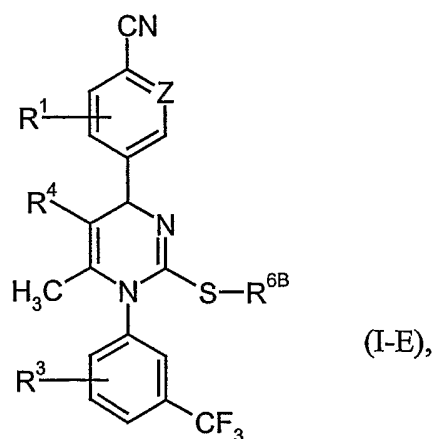
wherein

5

Z represents CH or N, and R^1 , R^3 and R^4 have the meaning indicated in Claims 1 to 12.

15. Compounds of general formula (I-E)

10



wherein

Z represents CH or N,

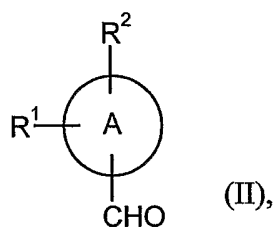
15

R^1 , R^3 and R^4 have the meaning indicated above, and

R^{6B} represents C_1 - C_4 -alkyl, which can be substituted with a radical selected from the group consisting of hydroxy, di- C_1 - C_4 -alkylamino, phenyl, pyridyl, imidazolyl, pyrrolidino and morpholino.

5

16. Process for synthesizing the compounds of general formulas (I-A), (I-B), (I-C) or (I-E), respectively, as defined in Claims 1 to 15, by condensing compounds of general formula (II)

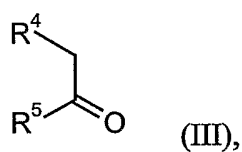


10

wherein A, R^1 and R^2 have the meaning indicated in Claims 1 to 15,

with compounds of general formula (III)

15

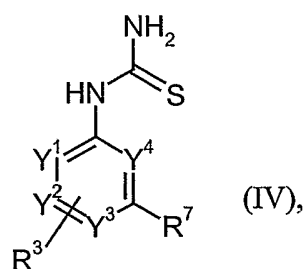


wherein R^4 and R^5 have the meaning indicated in Claims 1 to 15,

20

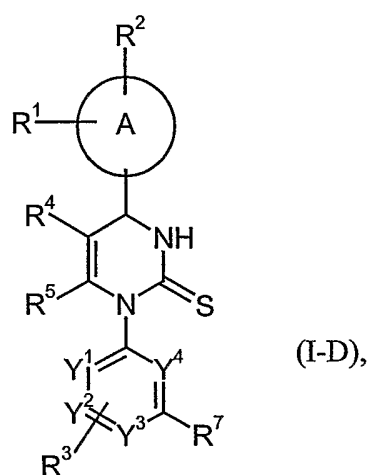
and compounds of general formula (IV)

- 83 -



wherein R^3 , R^7 , and Y^1 to Y^4 have the meaning indicated in Claims 1 to 15,

5 in the presence of an acid either in a three-component / one-step reaction or sequentially to give compounds of the general formula (I-D)



wherein

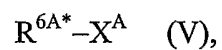
10

A , R^1 to R^5 , R^7 , and Y^1 to Y^4 have the meaning indicated in Claims 1 to 15,

optionally followed by reaction of the compounds of general formula (I-D) in the presence of a base either

15

[A] with compounds of the general formula (V)



- 84 -

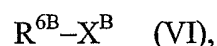
wherein R^{6A*} has the meaning of R^{6A} as indicated in Claims 1 to 15, but does not represent hydrogen, and X^A represents a leaving group, such as halogen,

5

to give compounds of the general formula (I-A) or (I-C), respectively,

or

10 [B] with compounds of the general formula (VI)



15

wherein R^{6B} has the meaning indicated in Claims 1 to 15, and X^B represents a leaving group, such as halogen, tosylate, mesylate or sulfate,

to give compounds of the general formula (I-B) or (I-E), respectively.

20 17. The composition containing at least one compound of general formula (I-A) or (I-C), as defined in Claims 1 to 12 and 14, and a pharmacologically acceptable diluent.

18. A composition according to Claim 17 for the treatment of acute and chronic
25 inflammatory, ischaemic and/or remodelling processes.

19. The process for the preparation of compositions according to Claim 17 and 18 characterized in that the compounds of general formula (I-A) or (I-C), as defined in Claims 1 to 12 and 14, together with customary auxiliaries are
30 brought into a suitable application form.

20. Use of the compounds of general formula (I-A) or (I-C), as defined in Claims 1 to 12 and 14, for the preparation of medicaments.
- 5 21. Use according to Claim 20 for the preparation of medicaments for the treatment of acute and chronic inflammatory, ischaemic and/or remodelling processes.
- 10 22. Use according to Claim 21, wherein the process is chronic obstructive pulmonary disease, acute coronary syndrome, acute myocardial infarction or development of heart failure.
- 15 23. The composition containing at least one compound of general formula (I-B) or (I-E), as defined in Claims 1 to 11, 13 and 15, and a pharmacologically acceptable diluent.
- 20 24. A composition according to Claim 23 for the treatment of acute and chronic inflammatory, ischaemic and/or remodelling processes.
- 25 25. The process for the preparation of compositions according to Claim 23 and 24 characterized in that the compounds of general formula (I-B) or (I-E), as defined in Claims 1 to 11, 13 and 15, together with customary auxiliaries are brought into a suitable application form.
- 30 26. Use of the compounds of general formula (I-B) or (I-E), as defined in Claims 1 to 11, 13 and 15, for the preparation of medicaments.
27. Use according to Claim 26 for the preparation of medicaments for the treatment of acute and chronic inflammatory, ischaemic and/or remodelling processes.

- 86 -

28. Use according to Claim 27, wherein the process is chronic obstructive pulmonary disease, acute coronary syndrome, acute myocardial infarction or development of heart failure.
- 5 29. Process for controlling chronic obstructive pulmonary disease, acute coronary syndrome, acute myocardial infarction or development of heart failure in humans and animals by administration of a neutrophil elastase inhibitory amount of at least one compound according to any of Claims 1 to 15.

INTERNATIONAL SEARCH REPORT

International Application No
PCT/EP 03/09527

A. CLASSIFICATION OF SUBJECT MATTER

IPC 7 C07D239/40 C07D239/38 C07D401/12 C07D403/12 C07D413/12
C07D417/12 A61K31/505 A61K31/506 A61P9/00 A61P29/00

According to International Patent Classification (IPC) or to both national classification and IPC

B. FIELDS SEARCHED

Minimum documentation searched (classification system followed by classification symbols)

IPC 7 C07D

Documentation searched other than minimum documentation to the extent that such documents are included in the fields searched

Electronic data base consulted during the international search (name of data base and, where practical, search terms used)

EPO-Internal, CHEM ABS Data

C. DOCUMENTS CONSIDERED TO BE RELEVANT

Category *	Citation of document, with indication, where appropriate, of the relevant passages	Relevant to claim No.
A	DANDIA A ET AL: "Synthesis of fluorinated ethyl 4-aryl-6-methyl-1,2,3,4-tetrahydropyridin-2-one/thione-5-carboxylates under microwave irradiation" JOURNAL OF FLUORINE CHEMISTRY, ELSEVIER SEQUOIA. LAUSANNE, CH, vol. 90, no. 1, 26 June 1998 (1998-06-26), pages 17-21, XP004123688 ISSN: 0022-1139 cited in the application scheme 1 --- -/--	1,16

Further documents are listed in the continuation of box C.

Patent family members are listed in annex.

* Special categories of cited documents:

- *A* document defining the general state of the art which is not considered to be of particular relevance
- *E* earlier document but published on or after the international filing date
- *L* document which may throw doubts on priority claim(s) or which is cited to establish the publication date of another citation or other special reason (as specified)
- *O* document referring to an oral disclosure, use, exhibition or other means
- *P* document published prior to the international filing date but later than the priority date claimed

- *T* later document published after the international filing date or priority date and not in conflict with the application but cited to understand the principle or theory underlying the invention
- *X* document of particular relevance; the claimed invention cannot be considered novel or cannot be considered to involve an inventive step when the document is taken alone
- *Y* document of particular relevance; the claimed invention cannot be considered to involve an inventive step when the document is combined with one or more other such documents, such combination being obvious to a person skilled in the art.
- *Z* document member of the same patent family

Date of the actual completion of the international search

28 January 2004

Date of mailing of the international search report

06/02/2004

Name and mailing address of the ISA

European Patent Office, P.B. 5818 Patentlaan 2
NL - 2280 HV Rijswijk
Tel. (+31-70) 340-2040, Tx. 31 651 epo nl,
Fax: (+31-70) 340-3016

Authorized officer

Hass, C

INTERNATIONAL SEARCH REPORT

International Application No

PCT/EP 03/09527

C.(Continuation) DOCUMENTS CONSIDERED TO BE RELEVANT

Category *	Citation of document, with indication, where appropriate, of the relevant passages	Relevant to claim No.
A	<p>A. STADLER ET AL: "Automated Library Generation Using Sequential Microwave-Assisted Chemistry. Application toward the Biginelli Multicomponent Condensation" JOURNAL OF COMBINATORIAL CHEMISTRY, vol. 3, no. 6, 2001, pages 624-630, XP001184142 cited in the application page 624, scheme 1; page 626, figure 2; page 628, table 2, eighth compound from the bottom</p>	1,16
A	<p>BARLUENGA J ET AL: "A SIMPLE APPROACH TO PYRIMIDINE AND QUINAZOLINE DERIVATIVES BY (4+2) CYCLOADDITION OF 1,3-DIAZADIENES AND ENAMINES" HETEROCYCLES, vol. 37, no. 2, 1994, pages 1109-1120, XP008026600 ISSN: 1520-4766 schemes 1, 2; tables I, II</p>	1
A	<p>E. L. KHANINA ET AL: "Synthesis and properties of derivatives of 1,4-dihydro-5-pyrimidinecarboxylic acid" KHIMIYA GETEROTSIKLICHESKIKH SOEDINENII, no. 9, 1986, pages 1223-7, XP008026599 cited in the application page 1223, formula scheme</p>	1

INTERNATIONAL SEARCH REPORT

International application No.
PCT/EP 03/09527

Box I Observations where certain claims were found unsearchable (Continuation of item 1 of first sheet)

This International Search Report has not been established in respect of certain claims under Article 17(2)(a) for the following reasons:

1. Claims Nos.:
because they relate to subject matter not required to be searched by this Authority, namely:

Although claim 29 is directed to a method of treatment of the human/animal body, the search has been carried out and based on the alleged effects of the compound/composition.
2. Claims Nos.:
because they relate to parts of the international Application that do not comply with the prescribed requirements to such an extent that no meaningful International Search can be carried out, specifically:
3. Claims Nos.:
because they are dependent claims and are not drafted in accordance with the second and third sentences of Rule 6.4(a).

Box II Observations where unity of invention is lacking (Continuation of item 2 of first sheet)

This International Searching Authority found multiple inventions in this international application, as follows:

1. As all required additional search fees were timely paid by the applicant, this International Search Report covers all searchable claims.
2. As all searchable claims could be searched without effort justifying an additional fee, this Authority did not invite payment of any additional fee.
3. As only some of the required additional search fees were timely paid by the applicant, this International Search Report covers only those claims for which fees were paid, specifically claims Nos.:
4. No required additional search fees were timely paid by the applicant. Consequently, this International Search Report is restricted to the invention first mentioned in the claims; it is covered by claims Nos.:

Remark on Protest

The additional search fees were accompanied by the applicant's protest.

No protest accompanied the payment of additional search fees.